

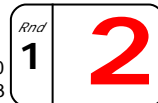


Rnd 1	1
-----------------	----------

TQ: Nelson Garcia 13/5: 18.246

See all of your Practice Laps /Racing /Heat Sheets /TQ /Graphs and more on RCScorePro.com

[illegible]

#87690
9/24/2023

TQ: Dustin Spallone 13/5: 10.141

E Buggy

Pos	Driver Name	Laps	Time	Behind	Fast	Average			Rank	Laps in 1st, 2nd, 3rd	ID: 10 Q#
						Top 5	Top 10	Top 15			
⑤ 1.	Dustin Spallone	13	5:10.141		[23.307]	23.541	23.692		2/3	13 0 0	1
③ 2.	Carlos Segui	13	5:15.091	4.950	23.482	23.538	23.768		24/53	0 13 0	2
① 3.	Johnathan Hernandez	13	5:23.100	8.009	24.381	24.507	24.698		11/62	0 0 13	4
④ 4.	Rick Jacobs	12	5:01.095		24.461	24.583	24.839		15/70	- - -	5
⑥ 5.	Omar Colina	12	5:12.783	11.688	24.432	25.029	25.467		5/67	- - -	8
② 6.	Josh Cox	12	5:20.735	7.952	25.607	25.749	26.282		12/66	- - -	9
⑦ 7.	Sean Alfonso	0							20/19	- - -	14

See all of your Practice Laps / Racing / Heat Sheets / TQ / Graphs and more on RCScoringPro.com

①	②	③	④	⑤	⑥	⑦	⑧	⑨	⑩
Johnathan Hernandez	Josh Cox	Carlos Segui	Rick Jacobs	Dustin Spallone	Omar Colina	Sean Alfonso			
1] 3/24.433 13/5:17.059	6/27.036 12/5:24.048	2/24.339 13/5:16.042	4/25.236 12/5:02.088	1/24.058 13/5:12.078	5/26.207 12/5:14.052				
2] 3/25.576 12/5:00.006	5/26.546 12/5:21.048	2/23.766 13/5:12.065	4/27.043 12/5:13.068	1/23.486 13/5:09.001	6/27.442 12/5:21.009				
3] 3/24.956 13/5:24.087	6/26.810 12/5:21.056	2/23.507 13/5:10.031	4/24.640 12/5:07.068	1/23.656 13/5:08.533	5/25.230 12/5:15.052				
4] 3/24.739 13/5:24.025	6/26.818 12/5:21.063	2/25.586 13/5:15.009	4/24.461 12/5:04.014	1/23.870 13/5:08.977	5/25.330 12/5:12.063				
5] 3/24.795 13/5:23.007	6/27.026 12/5:22.176	2/24.286 13/5:15.848	4/24.692 12/5:02.568	1/23.780 13/5:09.001	5/25.041 12/5:10.002				
6] 3/24.999 13/5:23.916	6/25.625 12/5:19.072	2/24.166 13/5:15.575	4/25.661 12/5:03.046	1/24.570 13/5:10.743	5/25.162 12/5:08.082				
7] 3/24.381 13/5:22.092	6/25.607 12/5:17.948	2/23.482 13/5:14.098	4/24.587 12/5:02.262	1/23.307 13/5:09.641	5/25.554 12/5:08.052				
8] 3/24.954 13/5:23.098	6/25.760 12/5:16.845	2/23.806 13/5:13.527	4/24.538 12/5:01.029	1/23.513 13/5:09.014	5/25.282 12/5:07.875				
9] 3/24.563 13/5:22.688	6/26.874 12/5:17.466	2/23.972 13/5:13.314	4/24.744 12/5:00.008	1/23.820 13/5:09.197	5/26.566 12/5:09.008				
10] 3/24.558 13/5:22.335	6/25.658 12/5:16.512	2/23.576 13/5:12.637	4/25.027 12/5:00.756	1/23.904 13/5:09.348	5/24.432 12/5:07.005				
11] 3/24.999 13/5:22.577	6/30.876 12/5:21.425	2/23.504 13/5:11.988	4/25.180 12/5:00.883	1/23.746 13/5:09.293	5/30.672 12/5:13.003				
12] 3/24.601 13/5:22.345	6/26.099 12/5:20.073	2/27.478 13/5:15.759	4/25.286 12/5:01.009	1/24.592 13/5:10.158	5/25.865 12/5:12.078				
13] 3/25.546 13/5:23.001		2/23.623 13/5:15.009		1/23.839 13/5:10.014					

Top Qualifiers	Qual#	Laps	Race Time	Behind	Rnd	Race	Pos In Race	Fast Lap	Best 3 Consecutive
Dustin Spallone	1	13	5:10.141		1	2	1	23.307	70.640
Carlos Segui	2	13	5:15.091	4.950	1	2	2	23.482	71.052
Nelson Garcia	3	13	5:18.246	3.155	1	1	1	23.310	71.398
Johnathan Hernandez	4	13	5:23.100	4.854	1	2	3	24.381	73.898
Rick Jacobs	5	12	5:01.095		1	2	4	24.461	73.793
Luis Perez	6	12	5:04.102	3.007	1	1	2	24.004	72.805
Teddy Davis	7	12	5:05.364	1.262	1	1	3	24.597	74.679
Omar Colina	8	12	5:12.783	7.419	1	2	5	24.432	75.533
Josh Cox	9	12	5:20.735	7.952	1	2	6	25.607	76.992

#87690
9/24/2023
 Rnd
1
3

10th Scale Truggy

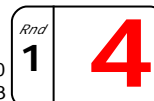
TQ: Teddy Davis 12/5: 15.726

Pos	Driver Name	Laps	Time	Behind	Fast	Average			Rank	Laps in 1st, 2nd, 3rd	ID: 158 Q#
						Top 5	Top 10	Top 15			
⑤ 1.	Teddy Davis	12	5:15.726		25.174	25.308	25.790		2/16	3 9 0	1
① 2.	Chris Mahfood	12	5:21.013	5.287	[25.079]	25.571	26.019		12/34	9 3 0	2
② 3.	Henry Klappert	11	5:11.830		26.236	26.652	27.953		1/1	0 0 9	3
④ 4.	John Hancock	10	5:04.805		26.260	27.903	30.480		28/123	- - -	4
③ 5.	Richard Louis	10	5:13.430	8.625	27.135	28.460	31.343		14/36	0 0 2	5

See all of your Practice Laps / Racing / Heat Sheets / TQ / Graphs and more on RCScoringPro.com

	① Chris Mahfood	② Henry Klappert	③ Richard Louis	④ John Hancock	⑤ Teddy Davis	⑥	⑦	⑧	⑨	⑩
1]	2/26.017 12/5:12.024	5/32.297 10/5:23.323	3/27.950 11/5:07.045	4/31.555 10/5:15.005	1/25.278 12/5:03.036					
2]	1/26.696 12/5:16.026	4/31.928 10/5:21.001	3/34.853 10/5:14.314	5/37.566 9/5:11.004	2/30.758 11/5:08.022					
3]	1/25.079 12/5:11.016	3/27.354 10/5:05.266	5/32.901 10/5:19.319	4/26.260 10/5:17.933	2/26.345 11/5:02.006					
4]	1/26.139 12/5:11.079	3/26.904 11/5:25.082	4/29.350 10/5:12.625	5/32.405 10/5:19.475	2/26.148 12/5:25.059					
5]	1/26.892 12/5:13.968	3/31.905 10/5:00.078	5/35.246 10/5:20.006	4/32.124 10/5:19.082	2/25.661 12/5:22.056					
6]	1/26.010 12/5:13.066	3/27.767 11/5:26.608	4/29.628 10/5:16.055	5/31.640 10/5:19.025	2/27.060 12/5:22.005					
7]	1/25.669 12/5:12.857	3/26.236 11/5:21.184	4/27.135 10/5:10.085	5/27.216 10/5:12.528	2/25.604 12/5:20.314					
8]	1/25.082 12/5:11.037	3/27.076 11/5:18.271	4/28.239 10/5:06.625	5/27.471 10/5:07.008	2/25.174 12/5:18.045					
9]	1/26.536 12/5:12.016	3/27.315 11/5:16.286	5/34.106 10/5:10.455	4/27.281 10/5:03.911	2/25.264 12/5:16.386					
10]	1/27.793 12/5:14.292	3/26.324 11/5:13.621	5/34.022 10/5:13.043	4/31.287 10/5:04.008	2/25.221 12/5:15.012					
11]	2/33.030 12/5:21.752	3/26.724 11/5:11.083			1/26.889 12/5:15.709					
12]	2/26.070 12/5:21.001				1/26.324 12/5:15.073					

Top Qualifiers	Qual#	Laps	Race Time	Behind	Rnd	Race	Pos In Race	Fast Lap	Best 3 Consecutive
Teddy Davis	1	12	5:15.726		1	3	1	25.174	75.659
Chris Mahfood	2	12	5:21.013	5.287	1	3	2	25.079	76.761
Henry Klappert	3	11	5:11.830		1	3	3	26.236	80.363
John Hancock	4	10	5:04.805		1	3	4	26.260	81.968
Richard Louis	5	10	5:13.430	8.625	1	3	5	27.135	85.002

#87690
9/24/2023

TQ: Rick Jacobs 12/5: 11.449

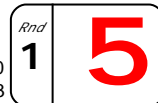
4WD Mod Buggy

Pos	Driver Name	Laps	Time	Behind	Fast	Average			Rank	Laps in 1st, 2nd, 3rd	ID: 2 Q#
						Top 5	Top 10	Top 15			
⑤ 1.	Rick Jacobs	12	5:11.449		25.233	25.427	25.774		20/68	12 0 0	1
⑧ 2.	Chris Mahfood	12	5:14.682	3.233	[24.802]	25.236	25.793		19/49	0 11 0	2
③ 3.	Joe Baio	12	5:26.211	11.529	25.285	26.012	26.572		8/93	0 0 11	3
⑩ 4.	Glenn Worthington	11	5:04.732		25.620	26.529	27.350		9/21	0 1 1	4
④ 5.	Tommy Dionese	11	5:15.550	10.818	26.348	27.467	28.426		12/29	- - -	5
⑨ 6.	Richard Blume	7	3:47.636		29.668	31.143			111/146	- - -	6
⑥ 7.	Stephen Hernandez	1	0:29.010		29.010				121/122	- - -	7
① 8.	Dan Taylor	0							70/69	- - -	8
② 9.	Sean Alfonso	0							17/16	- - -	8
⑦ 10.	Omar Colina	0							63/62	- - -	8

See all of your Practice Laps / Racing / Heat Sheets / TQ / Graphs and more on RCScoringPro.com

① Dan Taylor	② Sean Alfonso	③ Joe Baio	④ Tommy Dionese	⑤ Rick Jacobs	⑥ Stephen Hernandez	⑦ Omar Colina	⑧ Chris Mahfood	⑨ Richard Blume	⑩ Glenn Worthington
1]		3/27.334 11/5:00.063	6/31.284 10/5:12.008	1/26.326 12/5:15.096	5/29.010 11/5:19.011		4/27.466 11/5:02.017	7/35.334 9/5:17.097	2/26.858 12/5:22.032
2]		4/27.293 11/5:00.465	5/27.525 11/5:23.455	1/25.304 12/5:09.078			2/25.695 12/5:18.096	6/36.551 9/5:23.505	3/27.323 12/5:25.008
3]		3/27.041 12/5:26.068	5/28.310 11/5:19.044	1/25.706 12/5:09.036			2/25.536 12/5:14.008	6/29.668 9/5:04.065	4/31.225 11/5:13.017
4]		3/26.358 12/5:24.009	5/29.590 11/5:20.952	1/25.706 12/5:07.071			2/25.198 12/5:11.067	6/30.212 10/5:29.425	4/27.454 11/5:10.365
5]		3/25.925 12/5:21.048	5/26.348 11/5:14.732	1/26.623 12/5:10.056			2/26.831 12/5:13.752	6/30.136 10/5:23.008	4/25.620 11/5:04.656
6]		3/26.422 12/5:20.074	5/28.089 11/5:13.775	1/25.609 12/5:09.006			2/25.187 12/5:11.082	6/35.367 10/5:28.783	4/27.667 11/5:04.608
7]		3/26.778 12/5:20.828	5/28.489 11/5:13.072	1/25.481 12/5:09.051			2/29.283 12/5:17.485	6/30.368 10/5:25.002	4/27.129 11/5:03.725
8]		3/26.074 12/5:19.845	5/30.384 11/5:16.277	1/25.510 12/5:08.685			2/25.647 12/5:16.026		4/28.847 11/5:05.415
9]		3/32.419 11/5:00.226	5/27.067 11/5:14.221	1/26.135 12/5:09.024			2/27.212 12/5:17.004		4/26.626 11/5:04.027
10]		3/25.285 12/5:25.116	5/29.392 11/5:15.128	1/26.818 12/5:10.005			2/25.459 12/5:16.212		4/26.412 11/5:02.676
11]		3/27.214 12/5:25.243	5/29.072 11/5:15.055	1/25.812 12/5:10.429			2/26.366 12/5:16.232		4/29.571 11/5:04.073
12]		3/28.068 12/5:26.021		1/26.892 12/5:11.045			2/24.802 12/5:14.068		

Top Qualifiers	Qual#	Laps	Race Time	Behind	Rnd	Race	Pos In Race	Fast Lap	Best 3 Consecutive
Rick Jacobs	1	12	5:11.449		1	4	1	25.233	76.243
Chris Mahfood	2	12	5:14.682	3.233	1	4	2	24.802	76.429
Joe Baio	3	12	5:26.211	11.529	1	4	3	25.285	78.705
Glenn Worthington	4	11	5:04.732		1	4	4	25.620	80.416
Tommy Dionese	5	11	5:15.550	10.818	1	4	5	26.348	82.926
Richard Blume	6	7	3:47.636		1	4	6	29.668	90.016
Stephen Hernandez	7	1	29.010		1	4	7	29.010	
Dan Taylor	8	0			1	4	8		
Omar Colina	8	0		0.000	1	4	10		

#87690
9/24/2023

TQ: Richard Louis 11/5: 06.585

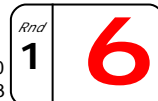
Pro4 Modified

	Pos	Driver Name	Laps	Time	Behind	Fast	Average			Rank	Laps in 1st, 2nd, 3rd	ID: 160 Q#
							Top 5	Top 10	Top 15			
③	1.	Richard Louis	11	5:06.585		27.105	27.466	27.758		7/87	8 3 0	1
②	2.	Tony Cutrona	11	5:20.747	14.162	27.650	27.948	28.892		16/45	0 2 6	2
⑦	3.	Henry Klappert	10	4:37.473		26.445	27.067	27.747		19/54	3 6 1	3
④	4.	Mke Honcho	10	5:00.044	22.571	27.549	28.556	30.004		11/39	- - -	4
⑥	5.	Teddy Davis	7	5:00.854		28.066	29.008			80/89	0 0 3	5
⑤	6.	Raymond Klappert	4	5:00.516		29.812				40/45	- - -	6
①	7.	Kirk Pullo	2	1:46.392		40.519				33/33	- - -	7
⑧	8.	Johnathan Hernandez	0							3/2	- - -	8
⑨	9.	Sean Alfonso	0							34/33	- - -	8

See all of your Practice Laps / Racing / Heat Sheets / TQ / Graphs and more on RCScoringPro.com

	① Kirk Pullo	② Tony Cutrona	③ Richard Louis	④ Mke Honcho	⑤ Raymond Klappert	⑥ Teddy Davis	⑦ Henry Klappert	⑧ Johnathan Hernandez	⑨ Sean Alfonso	⑩
1]	7/65.873 5/5:29.035	2/28.840 11/5:17.024	1/28.204 11/5:10.002	4/29.333 11/5:22.063	6/30.265 10/5:02.007	5/29.392 11/5:23.029	3/29.098 11/5:20.001			
2]	7/40.519 6/5:19.017	4/29.170 11/5:19.055	1/27.780 11/5:07.089	5/29.049 11/5:21.009	6/29.812 10/5:00.004	3/28.247 11/5:17.002	2/28.011 11/5:14.105			
3]		5/31.819 11/5:29.376	1/27.916 11/5:07.633	4/30.178 11/5:24.072	6/38.637 10/5:29.033	3/29.164 11/5:18.266	2/28.723 11/5:14.071			
4]		5/30.961 10/5:01.975	1/29.005 11/5:10.502	4/28.990 11/5:23.262	6/201.802 4/5:00.052	3/30.174 11/5:21.695	2/28.134 11/5:13.417			
5]		3/27.650 11/5:26.568	1/28.199 11/5:10.042	4/33.421 10/5:01.094		5/120.680 7/5:32.724	2/28.171 11/5:12.708			
6]		3/29.632 11/5:26.461	1/27.327 11/5:08.788	4/30.450 10/5:02.366		5/35.131 7/5:18.255	2/27.209 11/5:10.475			
7]		3/27.722 11/5:23.384	1/27.619 11/5:08.078	4/27.549 11/5:28.381		5/28.066 7/5:00.085	2/27.978 11/5:10.074			
8]		3/30.585 11/5:25.022	2/28.149 11/5:08.275	4/29.364 11/5:27.703			1/26.730 11/5:08.068			
9]		3/27.960 11/5:23.082	2/27.105 11/5:07.144	4/27.859 11/5:25.343			1/26.974 11/5:06.814			
10]		3/28.318 11/5:21.926	2/27.637 11/5:06.834	4/33.851 10/5:00.004			1/26.445 11/5:05.217			
11]		2/28.090 11/5:20.075	1/27.644 11/5:06.058							

	Top Qualifiers	Qual#	Laps	Race Time	Behind	Rnd	Race	Pos In Race	Fast Lap	Best 3 Consecutive
	Richard Louis	1	11	5:06.585		1	5	1	27.105	82.386
	Tony Cutrona	2	11	5:20.747	14.162	1	5	2	27.650	84.368
	Henry Klappert	3	10	4:37.473		1	5	3	26.445	80.149
	Mike Honcho	4	10	5:00.044	22.571	1	5	4	27.549	84.772
	Teddy Davis	5	7	5:00.854		1	5	5	28.066	86.803
	Raymond Klappert	6	4	5:00.516		1	5	6	29.812	98.714
	Kirk Pullo	7	2	1:46.392		1	5	7	40.519	
	Johnathan Hernandez	8	0			1	5	8		
	Sean Alfonso	8	0		0.000	1	5	9		

#87690
9/24/2023

TQ: Dustin Spallone 11/5: 24.966

2WD Stock Buggy

Pos	Driver Name	Laps	Time	Behind	Fast	Average			Rank	Laps in 1st, 2nd, 3rd	ID: 1 Q#
						Top 5	Top 10	Top 15			
⑤ 1.	Dustin Spallone	11	5:24.966		28.713	28.893	29.258		7/11	9 2 0	1
⑦ 2.	Rick Jacobs	10	5:07.436		28.494	29.323	30.743		38/66	2 8 0	2
⑥ 3.	Glenn Worthington	10	5:17.325	9.889	29.672	30.043	31.732		20/28	0 0 3	3
⑩ 4.	Joe Baio	10	5:23.229	5.904	30.398	31.166	32.323		59/113	0 0 6	4
④ 5.	Tommy Dionese	9	5:01.869		30.951	31.681			21/31	- - -	5
③ 6.	Omar Colina	9	5:11.917	10.048	31.541	33.441			48/60	- - -	6
⑨ 7.	John Hancock	9	5:16.430	4.513	31.244	32.174			42/60	0 0 1	7
② 8.	Richard Louis	9	5:21.758	5.328	33.167	34.255			16/80	- - -	8
⑧ 9.	Tony Cutrona	9	5:22.150	0.392	31.727	34.096			38/46	- - -	9
① 10.	Sean Alfonso	0								- - -	10

See all of your Practice Laps / Racing / Heat Sheets / TQ / Graphs and more on RCScoringPro.com

① Sean Alfonso	② Richard Louis	③ Omar Colina	④ Tommy Dionese	⑤ Dustin Spallone	⑥ Glenn Worthington	⑦ Rick Jacobs	⑧ Tony Cutrona	⑨ John Hancock	⑩ Joe Baio
1]	7/35.096 9/5:15.009	9/36.048 9/5:24.045	4/31.589 10/5:15.009	2/29.827 11/5:28.013	3/30.288 10/5:02.009	1/29.646 11/5:26.015	8/35.149 9/5:16.035	5/33.859 9/5:04.074	6/34.654 9/5:11.085
2]	6/33.187 9/5:07.026	8/36.362 9/5:25.845	7/37.554 9/5:11.013	1/28.713 11/5:21.097	9/43.751 9/5:33.018	2/29.172 11/5:23.051	5/32.357 9/5:03.795	3/31.244 10/5:25.005	4/31.685 10/5:31.007
3]	8/38.203 9/5:19.047	9/35.837 9/5:24.075	4/31.614 9/5:02.028	1/29.276 11/5:22.006	6/30.693 9/5:14.019	2/30.267 11/5:26.626	5/35.813 9/5:09.096	7/39.654 9/5:14.028	3/30.398 10/5:22.466
4]	7/33.167 9/5:14.212	9/34.791 9/5:21.084	6/36.763 9/5:09.042	2/29.794 11/5:23.427	4/29.821 9/5:02.737	1/28.494 11/5:23.345	5/31.727 9/5:03.862	8/35.779 9/5:16.215	3/33.104 10/5:24.006
5]	9/36.343 9/5:16.008	8/32.738 9/5:16.404	5/30.951 9/5:03.246	1/28.770 11/5:22.036	4/30.419 10/5:29.094	2/33.315 10/5:01.078	6/35.780 9/5:07.494	7/31.624 9/5:09.888	3/31.786 10/5:23.026
6]	9/36.721 9/5:19.008	8/34.509 9/5:15.042	5/31.906 9/5:00.057	1/29.696 11/5:22.813	4/30.691 10/5:26.001	2/30.974 10/5:03.116	7/36.630 9/5:11.019	6/32.836 9/5:07.005	3/30.445 10/5:20.116
7]	9/33.482 9/5:16.542	7/31.541 9/5:10.924	5/33.544 9/5:00.754	1/29.521 11/5:23.085	4/30.858 10/5:23.006	2/29.992 10/5:02.657	8/36.063 9/5:13.097	6/31.966 9/5:04.662	3/31.519 10/5:19.414
8]	9/37.307 9/5:18.948	6/33.626 9/5:09.881	5/32.348 10/5:32.837	1/29.067 11/5:22.657	4/31.115 10/5:22.005	2/30.499 10/5:02.095	7/35.469 9/5:13.863	8/46.264 9/5:18.633	3/31.800 10/5:19.237
9]	8/38.252 9/5:21.076	6/36.465 9/5:11.092	5/35.600 9/5:01.087	1/32.387 11/5:26.394	3/29.672 10/5:19.233	2/29.311 10/5:01.855	9/43.162 9/5:22.015	7/33.204 9/5:16.043	4/34.577 10/5:22.188
10]				1/28.852 11/5:25.049	3/30.017 10/5:17.033	2/35.766 10/5:07.044			4/33.261 10/5:23.023
11]				1/29.063 11/5:24.097					

Top Qualifiers	Qual#	Laps	Race Time	Behind	Rnd	Race	Pos In Race	Fast Lap	Best 3 Consecutive
Dustin Spallone	1	11	5:24.966		1	6	1	28.713	87.783
Rick Jacobs	2	10	5:07.436		1	6	2	28.494	87.933
Glenn Worthington	3	10	5:17.325	9.889	1	6	3	29.672	90.804
Joe Baio	4	10	5:23.229	5.904	1	6	4	30.398	93.750
Tommy Dionese	5	9	5:01.869		1	6	5	30.951	96.401
Omar Colina	6	9	5:11.917	10.048	1	6	6	31.541	98.788
John Hancock	7	9	5:16.430	4.513	1	6	7	31.244	96.426
Richard Louis	8	9	5:21.758	5.328	1	6	8	33.167	104.557
Tony Cutrona	9	9	5:22.150	0.392	1	6	9	31.727	99.897

#87690
9/24/2023

TQ: Dustin Spallone 13/5: 10.141

E Buggy

Pos	Driver Name	Laps	Time	Behind	Fast	Average			Rank	Laps in 1st, 2nd, 3rd	ID: 10 Q#
						Top 5	Top 10	Top 15			
⑥ 1.	Luis Perez	12	5:14.259		24.826	25.010	25.543		53/133	7 5 0	6
① 2.	Nelson Garcia	12	5:15.502	1.243	24.062	24.425	25.441		31/101	2 5 5	3
⑦ 3.	Chris Mahfood	12	5:21.575	6.073	23.962	24.488	25.592		25/57	3 2 7	10
③ 4.	Teddy Davis	11	5:02.613		24.809	25.204	27.031		22/94	- - -	7
⑤ 5.	Richard Blume	11	5:22.033	19.420	26.167	27.423	29.027		19/147	- - -	12
② 6.	Raymond Klappert	10	5:12.907		28.313	30.376	31.290		3/10	- - -	13
⑧ 7.	Kyle Rollins	7	3:18.598		26.799	27.388			6/7	- - -	14
④ 8.	Henry Klappert	0							21/20	- - -	

See all of your Practice Laps / Racing / Heat Sheets / TQ / Graphs and more on RCScoringPro.com

	① Nelson Garcia	② Raymond Klappert	③ Teddy Davis	④ Henry Klappert	⑤ Richard Blume	⑥ Luis Perez	⑦ Chris Mahfood	⑧ Kyle Rollins	⑨	⑩
1]	3/24.894 13/5:23.057	7/32.037 10/5:20.004	6/31.434 10/5:14.003		4/28.947 11/5:18.045	2/24.826 13/5:22.079	1/23.962 13/5:11.048	5/30.810 10/5:08.001		
2]	3/25.833 12/5:04.038	7/31.831 10/5:19.035	4/25.671 11/5:14.105		5/31.369 10/5:01.006	2/25.350 12/5:01.008	1/24.760 13/5:16.068	6/30.848 10/5:08.003		
3]	3/30.957 12/5:26.072	7/31.558 10/5:18.001	6/32.302 11/5:27.836		4/26.167 11/5:17.093	2/26.659 12/5:07.036	1/25.516 13/5:21.706	5/27.191 11/5:25.783		
4]	2/24.302 12/5:17.097	7/28.313 10/5:09.035	4/24.829 11/5:14.016		6/31.544 11/5:24.582	1/25.703 12/5:07.062	3/32.440 12/5:20.004	5/26.799 11/5:18.037		
5]	3/25.910 12/5:16.056	7/32.044 10/5:11.056	4/24.809 11/5:05.091		6/27.576 11/5:20.032	1/24.904 12/5:05.856	2/24.453 12/5:14.712	5/28.748 11/5:17.068		
6]	3/24.197 12/5:12.018	7/29.421 10/5:08.666	4/25.318 11/5:01.326		6/30.638 11/5:23.106	1/25.159 12/5:05.002	2/24.662 12/5:11.058	5/26.966 11/5:14.016		
7]	2/25.446 12/5:11.211	7/31.468 10/5:09.528	4/27.752 11/5:01.902		6/29.470 11/5:23.258	1/26.505 12/5:07.045	3/26.505 12/5:12.514	5/27.236 11/5:12.085		
8]	2/24.062 12/5:08.004	6/32.250 10/5:11.015	4/26.573 11/5:00.698		5/31.758 11/5:26.521	1/25.028 12/5:06.195	3/33.211 12/5:23.265			
9]	1/26.003 12/5:08.008	6/32.862 10/5:13.088	4/27.083 11/5:00.385		5/27.466 11/5:23.815	2/32.168 12/5:15.066	3/24.604 12/5:20.146			
10]	1/30.133 12/5:14.088	6/31.123 10/5:12.091	4/25.397 12/5:25.404		5/26.962 11/5:21.009	2/26.294 12/5:15.012	3/26.555 12/5:20.004			
11]	2/29.093 12/5:17.269		4/31.445 11/5:02.061		5/30.136 11/5:22.003	1/26.528 12/5:15.403	3/25.456 12/5:18.676			
12]	2/24.672 12/5:15.005					1/25.135 12/5:14.026	3/29.451 12/5:21.058			

Top Qualifiers	Qual#	Laps	Race Time	Behind	Rnd	Race	Pos In Race	Fast Lap	Best 3 Consecutive
Dustin Spallone	1	13	5:10.141		1	2	1	23.307	70.640
Carlos Segui	2	13	5:15.091	4.950	1	2	2	23.482	71.052
Nelson Garcia	3	13	5:18.246	3.155	1	1	1	23.310	71.398
Johnathan Hernandez	4	13	5:23.100	4.854	1	2	3	24.381	73.898
Rick Jacobs	5	12	5:01.095		1	2	4	24.461	73.793
Luis Perez	6	12	5:04.102	3.007	1	1	2	24.004	72.805
Teddy Davis	7	12	5:05.364	1.262	1	1	3	24.597	74.679
Omar Colina	8	12	5:12.783	7.419	1	2	5	24.432	75.533
Josh Cox	9	12	5:20.735	7.952	1	2	6	25.607	76.992

#87690
9/24/2023

E Buggy

TQ: Dustin Spallone 13/5:10.141

Pos	Driver Name	Laps	Time	Behind	Fast	Average			Rank	Laps in 1st, 2nd, 3rd	ID: 10 Q#
						Top 5	Top 10	Top 15			
③ 1.	Carlos Segui	13	5:22.544		[23.770]	24.124	24.431		27/54	11 0 1	2
⑤ 2.	Dustin Spallone	12	5:03.643		24.180	24.601	24.877		3/4	2 2 8	1
① 3.	Johnathan Hernandez	12	5:06.348	2.705	23.894	24.395	24.967		16/63	0 10 2	4
④ 4.	Rick Jacobs	12	5:23.524	17.176	24.558	25.009	26.283		33/71	- - -	5
② 5.	Josh Cox	12	5:24.317	0.793	26.154	26.292	26.582		16/67	0 0 1	9
⑥ 6.	Omar Colina	11	5:10.319		25.617	26.237	27.037		19/68	- - -	8
⑦ 7.	Sean Alfonso	10	5:07.765		27.365	28.565	30.776		7/20	- - -	14

See all of your Practice Laps / Racing / Heat Sheets / TQ / Graphs and more on RCScoringPro.com

①	②	③	④	⑤	⑥	⑦	⑧	⑨	⑩
Johnathan Hernandez	Josh Cox	Carlos Segui	Rick Jacobs	Dustin Spallone	Omar Colina	Sean Alfonso			
1] 2/25.915 12/5:10.092	3/26.759 12/5:21.012	6/27.895 11/5:06.079	5/26.962 12/5:23.052	1/25.564 12/5:06.072	4/26.882 12/5:22.056	7/30.332 10/5:03.003			
2] 2/25.332 12/5:07.005	6/26.943 12/5:22.002	3/23.914 12/5:10.086	5/26.044 12/5:18.006	1/24.651 12/5:01.032	4/25.660 12/5:15.024	7/27.365 11/5:17.035			
3] 2/25.276 12/5:06.008	5/26.184 12/5:19.056	1/24.205 12/5:04.004	4/25.038 12/5:12.016	3/26.559 12/5:07.008	6/28.440 12/5:23.092	7/33.272 10/5:03.233			
4] 2/23.894 12/5:01.026	5/26.914 12/5:20.004	1/24.279 12/5:00.087	4/25.237 12/5:09.084	3/24.180 12/5:02.085	6/27.862 12/5:26.052	7/30.227 10/5:03.303			
5] 2/25.564 12/5:02.352	4/26.343 12/5:19.536	1/24.914 12/5:00.504	5/29.868 12/5:19.056	3/25.186 12/5:02.736	6/39.950 11/5:27.338	7/34.635 10/5:11.066			
6] 2/24.775 12/5:01.052	5/27.780 12/5:21.084	1/24.719 13/5:24.848	4/24.558 12/5:15.042	3/24.979 12/5:02.024	6/26.625 11/5:21.603	7/30.161 10/5:09.983			
7] 2/24.277 12/5:00.051	5/27.151 12/5:22.405	1/23.770 13/5:22.585	4/24.944 12/5:13.114	3/24.828 12/5:01.628	6/29.013 11/5:21.247	7/27.983 10/5:05.685			
8] 2/24.508 13/5:24.252	5/26.601 12/5:22.002	1/24.897 13/5:22.708	4/28.196 12/5:16.275	3/24.626 12/5:00.855	6/26.986 11/5:18.202	7/27.725 10/5:02.125			
9] 2/24.525 13/5:23.656	4/26.520 12/5:21.006	1/25.420 13/5:23.057	5/30.822 12/5:22.226	3/24.720 12/5:00.386	6/26.758 11/5:15.553	7/36.472 10/5:09.077			
10] 2/29.506 12/5:04.284	5/30.709 12/5:26.028	1/24.453 13/5:23.011	4/25.270 12/5:20.328	3/28.315 12/5:04.332	6/26.526 11/5:13.017	7/29.593 10/5:07.077			
11] 3/27.166 12/5:06.261	5/26.259 12/5:25.265	1/24.785 13/5:22.931	4/29.622 12/5:23.052	2/25.121 12/5:04.069	6/25.617 11/5:10.032				
12] 3/25.610 12/5:06.035	5/26.154 12/5:24.032	1/24.681 13/5:22.757	4/26.963 12/5:23.052	2/24.914 12/5:03.064					
13]		1/24.612 13/5:22.054							

Top Qualifiers	Qual#	Laps	Race Time	Behind	Rnd	Race	Pos In Race	Fast Lap	Best 3 Consecutive
Dustin Spallone	1	13	5:10.141		1	2	1	23.307	70.640
Carlos Segui	2	13	5:15.091	4.950	1	2	2	23.482	71.052
Nelson Garcia	3	13	5:18.246	3.155	1	1	1	23.310	71.398
Johnathan Hernandez	4	13	5:23.100	4.854	1	2	3	24.381	73.898
Rick Jacobs	5	12	5:01.095		1	2	4	24.461	73.793
Luis Perez	6	12	5:04.102	3.007	1	1	2	24.004	72.805
Teddy Davis	7	12	5:05.364	1.262	1	1	3	24.597	74.679
Omar Colina	8	12	5:12.783	7.419	1	2	5	24.432	75.533
Josh Cox	9	12	5:20.735	7.952	1	2	6	25.607	76.992

#87690
9/24/2023
 Rnd
2
3

10th Scale Truggy

TQ: Teddy Davis 12/5: 15.726

Pos	Driver Name	Laps	Time	Behind	Fast	Average			Rank	Laps in 1st, 2nd, 3rd	ID: 158 Q#
						Top 5	Top 10	Top 15			
① 1.	Chris Mahfood	11	5:18.167		[26.566]	27.013	28.468		19/35	11 0 0	2
② 2.	Henry Klappert	11	5:28.781	10.614	26.690	27.608	29.291		2/2	0 6 4	3
③ 3.	Richard Louis	10	5:04.709		27.674	28.229	30.471		13/37	0 5 5	4
④ 4.	John Hancock	10	5:14.086	9.377	27.996	29.565	31.408		37/124	0 0 1	5
⑤ 5.	Teddy Davis	0							17/16	- - -	

See all of your Practice Laps / Racing / Heat Sheets / TQ / Graphs and more on RCScoringPro.com

	① Chris Mahfood	② Henry Klappert	③ Richard Louis	④ John Hancock	⑤ Teddy Davis	⑥	⑦	⑧	⑨	⑩
1]	1/26.844 12/5:22.008	4/33.164 10/5:31.006	2/29.077 11/5:19.088	3/32.388 10/5:23.009						
2]	1/27.426 12/5:25.062	3/28.537 10/5:08.005	2/27.674 11/5:12.125	4/33.963 10/5:31.075						
3]	1/27.289 12/5:26.024	3/28.166 11/5:29.523	2/28.177 11/5:11.041	4/30.529 10/5:22.933						
4]	1/30.600 11/5:08.044	3/29.629 11/5:28.625	2/30.797 11/5:18.257	4/28.922 10/5:14.005						
5]	1/30.615 11/5:14.094	3/27.778 11/5:23.994	2/30.855 11/5:22.476	4/27.996 10/5:07.006						
6]	1/27.954 11/5:13.005	2/26.690 11/5:18.926	3/37.128 10/5:06.183	4/32.774 10/5:10.095						
7]	1/26.566 11/5:10.027	2/28.277 11/5:17.805	3/28.130 10/5:02.628	4/31.539 10/5:11.585						
8]	1/27.205 11/5:08.687	2/29.612 11/5:18.793	3/28.088 11/5:29.903	4/28.839 10/5:08.687						
9]	1/27.163 11/5:07.584	2/27.132 11/5:16.531	3/35.297 10/5:05.008	4/33.825 10/5:11.966						
10]	1/33.486 11/5:13.665	2/33.928 11/5:22.201	3/29.486 10/5:04.071	4/33.311 10/5:14.009						
11]	1/33.019 11/5:18.017	2/35.868 11/5:28.078								

Top Qualifiers	Qual#	Laps	Race Time	Behind	Rnd	Race	Pos In Race	Fast Lap	Best 3 Consecutive
Teddy Davis	1	12	5:15.726		1	3	1	25.174	75.659
Chris Mahfood	2	12	5:21.013	5.287	1	3	2	25.079	76.761
Henry Klappert	3	11	5:11.830		1	3	3	26.236	80.363
Richard Louis	4	10	5:04.709		2	3	3	27.674	84.928
John Hancock	5	10	5:04.805	0.096	1	3	4	26.260	81.968





#87690
9/24/2023

Rnd 2	4
-----------------	----------

TQ: Rick Jacobs 12/5: 11.449

4WD Mod Buggy

	Pos	Driver Name	Laps	Time	Behind	Fast	Average			Rank	Laps in 1st, 2nd, 3rd	ID: 2 Q#
							Top 5	Top 10	Top 15			
	⑤ 1.	Rick Jacobs	11	5:02.615		[25.962]	26.562	26.989		32/69	6 3 1	1
	⑩ 2.	Glenn Worthington	11	5:07.388	4.773	25.979	26.359	27.597		12/22	3 5 1	4
	③ 3.	Joe Baio	11	5:08.605	1.217	27.116	27.212	27.695		10/94	2 1 7	3
	⑧ 4.	Chris Mahfood	11	5:14.709	6.104	26.350	26.671	27.784		38/50	0 0 2	2
	⑦ 5.	Omar Colina	11	5:19.126	4.417	27.684	27.842	28.753		16/63	- - -	6
	⑪ 6.	Kyle Rollins	10	5:15.557		28.252	29.132	31.555		5/7	- - -	7
	② 7.	Sean Alfonso	10	5:21.539	5.982	28.550	29.650	32.154		9/17	- - -	8
	④ 8.	Tommy Dionesse	10	5:30.625	9.086	27.627	29.493	33.062		24/30	- - -	5
	⑨ 9.	Richard Blume	9	5:06.926		28.387	30.273			47/147	- - -	9
	⑥ 10.	Stephen Hernandez	2	0:54.887		27.183				119/123	0 2 0	10
	① 11.	Dan Taylor	0							70/69	- - -	8

①	②	③	④	⑤	⑥	⑦	⑧	⑨	⑩
Dan Taylor	Sean Alfonso	Joe Baio	Tommy Dionese	Rick Jacobs	Stephen Hernandez	Omar Collina	Chris Wahfood	Richard Blume	Glenn Worthington
1]	10/37.790 8/5:02.032	3/27.903 11/5:06.009	8/36.169 9/5:25.053	1/26.762 12/5:21.012	2/27.704 11/5:04.007	4/28.081 11/5:08.088	6/30.562 10/5:05.006	9/36.407 9/5:27.069	7/31.133 10/5:11.003
2]	8/31.213 9/5:10.005	3/27.116 11/5:02.061	9/33.419 9/5:13.155	1/28.023 11/5:01.345	2/27.183 11/5:01.895	5/30.078 11/5:19.088	7/29.491 10/5:00.025	10/35.210 9/5:22.029	4/26.822 11/5:18.725
3]	9/31.361 9/5:01.008	1/28.163 11/5:04.993	7/27.627 10/5:24.033	4/32.722 11/5:20.087		5/30.270 11/5:24.243	3/27.293 11/5:20.283	8/28.387 10/5:33.333	2/26.956 11/5:11.336
4]	8/28.550 10/5:22.275	1/27.327 11/5:03.902	7/30.900 10/5:20.275	3/25.962 11/5:12.042		5/27.909 11/5:19.935	4/28.466 11/5:18.477	9/29.957 10/5:24.009	2/26.110 11/5:05.305
5]	9/41.143 9/5:06.108	3/31.649 11/5:12.752	6/28.378 10/5:12.098	2/26.764 11/5:08.506		5/27.684 11/5:16.844	4/26.350 11/5:12.752	8/33.089 10/5:26.001	1/25.979 11/5:01.004
6]	9/30.370 9/5:00.645	4/27.148 11/5:10.401	6/30.287 10/5:11.003	2/26.311 11/5:05.323		5/27.854 11/5:15.113	3/26.760 11/5:09.686	8/29.703 10/5:21.025	1/26.246 12/5:26.005
7]	8/28.920 10/5:27.642	3/27.142 11/5:08.707	6/32.996 10/5:13.971	2/27.171 11/5:04.417		4/31.590 11/5:19.738	5/36.862 11/5:23.368	9/46.430 9/5:07.517	1/27.544 12/5:27.068
8]	8/29.954 10/5:24.125	3/28.358 11/5:09.113	7/30.275 10/5:12.562	1/27.296 11/5:03.888		4/29.078 11/5:19.742	5/28.313 11/5:21.887	9/30.233 9/5:03.097	2/31.378 11/5:05.483
9]	8/31.779 10/5:23.422	2/27.327 11/5:08.158	7/37.180 10/5:19.144	1/27.013 11/5:03.135		4/27.686 11/5:18.058	5/26.536 11/5:18.547	9/37.510 9/5:06.093	3/31.410 11/5:09.931
10]	7/30.459 10/5:21.054	3/28.735 11/5:08.957	8/43.394 10/5:30.062	1/27.429 11/5:02.995		5/29.234 11/5:18.406	4/27.659 11/5:17.119		2/26.641 11/5:08.242
11]		3/27.737 11/5:08.061		1/27.162 11/5:02.061		5/29.662 11/5:19.013	4/26.417 11/5:14.071		2/27.169 11/5:07.039

[illegible]

⑪ Kyle Rollins	⑫	⑬	⑭	⑮	⑯	⑰	⑱	⑲	⑳
Top Qualifiers	Qual#	Laps	Race Time	Behind	Rnd	Race	Pos In Race	Fast Lap	Best 3 Consecutive
Rick Jacobs	1	12	5:11.449		1	4	1	25.233	76.243
Chris Mahfood	2	12	5:14.682	3.233	1	4	2	24.802	76.429
Joe Baio	3	12	5:26.211	11.529	1	4	3	25.285	78.705
Glenn Worthington	4	11	5:04.732		1	4	4	25.620	80.416
Tommy Dionese	5	11	5:15.550	10.818	1	4	5	26.348	82.926
Omar Colina	6	11	5:19.126	3.576	2	4	5	27.684	83.447
Kyle Rollins	7	10	5:15.557		2	4	6	28.252	87.112
Sean Alfonso	8	10	5:21.539	5.982	2	4	7	28.550	89.244
Richard Blume	9	9	5:06.926		2	4	9	28.387	91.433

#87690
9/24/2023
 Rnd
2
5

Pro4 Modified

TQ: Richard Louis 11/5: 06.585

Pos	Driver Name	Laps	Time	Behind	Fast	Average			Rank	Laps in 1st, 2nd, 3rd	ID: 160 Q#
						Top 5	Top 10	Top 15			
⑦ 1.	Henry Klappert	11	5:18.985		[26.455]	27.372	28.655		12/55	11 0 0	2
③ 2.	Richard Louis	11	5:25.942	6.957	26.689	28.161	29.366		13/88	0 10 1	1
⑧ 3.	Johnathan Hernandez	10	5:03.651		26.667	28.083	30.365		3/3	0 1 6	5
② 4.	Tony Cutrona	10	5:08.038	4.387	27.355	28.374	30.803		30/46	0 0 2	3
① 5.	Kirk Pullo	10	5:13.882	5.844	27.684	29.107	31.388		25/34	0 0 1	6
④ 6.	Mke Honcho	10	5:21.604	7.722	28.421	30.596	32.160		21/40	- - -	4
⑤ 7.	Raymond Klappert	5	3:43.014		30.811	44.602			40/46	- - -	8
⑥ 8.	Teddy Davis	5	5:33.013	109.999	27.137	66.602			85/90	- - -	7
⑨ 9.	Sean Alfonso	0							34/33	- - -	9

See all of your Practice Laps / Racing / Heat Sheets / TQ / Graphs and more on RCScoringPro.com

	① Kirk Pullo	② Tony Cutrona	③ Richard Louis	④ Mke Honcho	⑤ Raymond Klappert	⑥ Teddy Davis	⑦ Henry Klappert	⑧ Johnathan Hernandez	⑨ Sean Alfonso	⑩
1]	3/31.392 10/5:13.009	6/34.911 9/5:14.019	2/29.321 11/5:22.052	4/32.311 10/5:23.001	8/93.521 4/6:14.008	7/36.421 9/5:27.078	1/27.412 11/5:01.051	5/33.669 9/5:03.003		
2]	7/36.860 9/5:07.125	5/29.165 10/5:20.004	2/32.278 10/5:08.308	4/31.673 10/5:19.009	8/33.787 5/5:18.275	6/28.795 10/5:26.001	1/27.846 11/5:03.093	3/28.977 10/5:13.025		
3]	7/29.811 10/5:26.866	3/27.355 10/5:04.766	2/28.714 10/5:01.033	6/32.752 10/5:22.466	8/31.784 6/5:18.018	5/31.055 10/5:20.009	1/28.172 11/5:05.091	4/29.890 10/5:08.466		
4]	6/31.684 10/5:24.375	5/32.005 10/5:08.006	2/27.287 11/5:23.004	7/36.774 9/5:00.397	8/30.811 7/5:32.325	4/27.137 10/5:08.525	1/29.639 11/5:10.942	3/26.841 11/5:28.295		
5]	5/30.989 10/5:21.048	4/28.149 10/5:03.018	2/26.689 11/5:17.438	6/31.237 10/5:29.005	7/33.111 7/5:12.214	8/209.605 5/5:33.001	1/30.299 11/5:15.414	3/26.667 11/5:21.288		
6]	5/27.684 10/5:14.033	4/32.160 10/5:06.025	3/31.851 11/5:22.923	6/28.421 10/5:21.095			1/27.748 11/5:13.072	2/28.040 11/5:19.146		
7]	5/29.817 10/5:11.771	4/32.246 10/5:08.557	2/29.234 11/5:22.724	6/31.542 10/5:21.014			1/26.455 11/5:10.467	3/34.429 11/5:27.658		
8]	5/37.421 10/5:19.575	4/27.609 10/5:04.005	2/28.884 11/5:22.107	6/33.636 10/5:22.937			1/32.077 11/5:15.768	3/32.448 10/5:01.002		
9]	5/28.247 10/5:15.455	3/29.592 10/5:03.544	2/31.202 11/5:24.451	6/30.109 10/5:20.005			1/27.402 11/5:14.172	4/32.614 10/5:03.966		
10]	5/29.977 10/5:13.088	4/34.846 10/5:08.004	2/30.056 11/5:25.072	6/33.149 10/5:21.006			1/29.503 11/5:15.205	3/30.076 10/5:03.065		
11]			2/30.426 11/5:25.094				1/32.432 11/5:18.099			

Top Qualifiers	Qual#	Laps	Race Time	Behind	Rnd	Race	Pos In Race	Fast Lap	Best 3 Consecutive
Richard Louis	1	11	5:06.585		1	5	1	27.105	82.386
Henry Klappert	2	11	5:18.985	12.400	2	5	1	26.455	83.430
Tony Cutrona	3	11	5:20.747	1.762	1	5	2	27.650	84.368
Mike Honcho	4	10	5:00.044		1	5	4	27.549	84.772
Johnathan Hernandez	5	10	5:03.651	3.607	2	5	3	26.667	81.548
Kirk Pullo	6	10	5:13.882	10.231	2	5	5	27.684	88.490
Teddy Davis	7	7	5:00.854		1	5	5	28.066	86.803
Raymond Klappert	8	5	3:43.014		2	5	7	30.811	95.706
Sean Alfonso	9	0			1	5	9		

#87690
9/24/2023

2WD Stock Buggy

TQ: Dustin Spallone 11/5: 24.966

Pos	Driver Name	Laps	Time	Behind	Fast	Average			Rank	Laps in 1st, 2nd, 3rd	ID: 1 Q#
						Top 5	Top 10	Top 15			
⑤ 1.	Dustin Spallone	10	5:05.929		[29.496]	29.890	30.593		10/12	7 2 1	1
⑥ 2.	Glenn Worthington	10	5:10.714	4.785	30.356	30.668	31.071		14/29	3 7 0	3
⑦ 3.	Rick Jacobs	10	5:26.967	16.253	30.353	31.373	32.696		51/67	0 0 9	2
③ 4.	Omar Colina	9	5:06.357		31.505	32.403			46/61	0 1 0	6
④ 5.	Tommy Dionese	9	5:14.258	7.901	32.074	32.909			26/32	- - -	5
⑧ 6.	Tony Cutrona	9	5:26.482	12.224	33.146	33.917			40/47	- - -	9
⑨ 7.	John Hancock	9	5:27.027	0.545	33.248	33.644			49/61	- - -	7
⑩ 8.	Joe Baio	8	5:03.773		33.714	36.497			103/114	- - -	4
② 9.	Richard Louis	8	5:04.715	0.942	33.693	35.835			35/81	- - -	8
① 10.	Sean Alfonso	0								- - -	10

See all of your Practice Laps / Racing / Heat Sheets / TQ / Graphs and more on RCScoringPro.com

① Sean Alfonso	② Richard Louis	③ Omar Colina	④ Tommy Dionese	⑤ Dustin Spallone	⑥ Glenn Worthington	⑦ Rick Jacobs	⑧ Tony Cutrona	⑨ John Hancock	⑩ Joe Baio
1]	7/40.788 8/5:26.032	2/31.505 10/5:15.315	6/34.905 9/5:14.019	3/31.825 10/5:18.002	1/31.036 10/5:10.004	5/34.292 9/5:08.061	4/34.053 9/5:06.045	9/42.401 8/5:39.002	8/41.625 8/5:32.096
2]	7/34.793 8/5:02.032	4/33.163 10/5:23.035	6/40.504 8/5:01.064	1/30.200 10/5:10.001	2/31.966 10/5:15.315	3/30.353 10/5:23.002	5/33.440 9/5:03.705	9/47.171 7/5:13.495	8/36.530 8/5:12.064
3]	6/34.088 9/5:29.001	4/33.642 10/5:27.007	7/36.655 9/5:36.018	1/30.806 10/5:09.433	2/30.541 10/5:11.008	3/30.893 10/5:18.466	5/34.315 9/5:05.043	9/33.817 8/5:29.004	8/39.380 8/5:13.413
4]	7/41.362 8/5:02.006	5/38.163 9/5:07.057	6/37.647 9/5:36.847	2/33.049 10/5:14.007	1/31.240 10/5:11.095	3/32.349 10/5:19.725	4/34.635 9/5:06.099	8/34.250 8/5:15.028	9/40.282 8/5:15.064
5]	7/37.824 8/5:02.176	4/32.091 9/5:03.408	6/32.864 9/5:28.644	2/29.891 10/5:11.054	1/30.449 10/5:10.046	3/35.995 10/5:27.076	5/38.094 9/5:14.172	8/33.248 8/5:05.424	9/39.024 8/5:14.944
6]	8/38.777 8/5:03.506	4/38.138 9/5:10.005	6/33.130 9/5:23.565	1/29.496 10/5:08.783	2/30.356 10/5:09.316	3/33.130 10/5:28.035	5/36.156 9/5:16.035	7/33.726 9/5:36.915	9/35.619 8/5:09.946
7]	9/43.390 8/5:09.737	4/34.399 9/5:09.985	6/32.074 9/5:18.574	1/30.010 10/5:07.542	2/31.393 10/5:09.971	3/30.810 10/5:25.457	5/33.146 9/5:13.508	7/34.985 9/5:33.771	8/37.599 8/5:08.064
8]	9/33.693 8/5:04.071	4/33.109 9/5:08.486	5/33.651 9/5:16.608	1/30.597 10/5:07.337	2/31.144 10/5:10.015	3/32.463 10/5:25.362	6/41.198 9/5:20.067	7/33.648 9/5:29.906	8/33.714 8/5:03.077
9]		4/32.147 9/5:06.036	5/32.828 9/5:14.026	1/30.074 10/5:06.611	2/31.629 10/5:10.833	3/34.142 10/5:27.144	6/41.445 9/5:26.048	7/33.781 9/5:27.003	
10]				1/29.981 10/5:05.093	2/30.960 10/5:10.071	3/32.540 10/5:26.097			

Top Qualifiers	Qual#	Laps	Race Time	Behind	Rnd	Race	Pos In Race	Fast Lap	Best 3 Consecutive
Dustin Spallone	1	11	5:24.966		1	6	1	28.713	87.783
Rick Jacobs	2	10	5:07.436		1	6	2	28.494	87.933
Glenn Worthington	3	10	5:10.714	3.278	2	6	2	30.356	92.045
Joe Baio	4	10	5:23.229	12.515	1	6	4	30.398	93.750
Tommy Dionese	5	9	5:01.869		1	6	5	30.951	96.401
Omar Colina	6	9	5:06.357	4.488	2	6	4	31.505	98.310
John Hancock	7	9	5:16.430	10.073	1	6	7	31.244	96.426
Richard Louis	8	9	5:21.758	5.328	1	6	8	33.167	104.557
Tony Cutrona	9	9	5:22.150	0.392	1	6	9	31.727	99.897

#87690
9/24/2023

2WD Stock Buggy [A Main]

TQ: Dustin Spallone 11/5: 24.966

Pos	Driver Name	Laps	Time	Behind	Fast	Average			Rank	Laps in 1st, 2nd, 3rd	ID: 1 Q#
						Top 5	Top 10	Top 15			
① 1.	Dustin Spallone	14	7:13.187		29.608	29.949	30.293		4/4	11 3 0	1
③ 2.	Glenn Worthington	14	7:24.034	10.847	29.705	30.440	30.841		10/13	0 9 3	3
⑥ 3.	Omar Colina	13	7:06.775		31.339	31.892	32.342		13/20	0 0 7	6
② 4.	Rick Jacobs	13	7:07.361	0.586	[29.591]	30.714	31.574		20/30	3 2 3	2
⑤ 5.	Tommy Dionese	13	7:11.654	4.293	30.957	31.692	32.630		8/14	- - -	5
④ 6.	Joe Baio	13	7:20.299	8.645	30.842	31.531	32.576		28/36	- - -	4
⑧ 7.	Richard Louis	12	7:04.563		31.939	32.564	34.191		6/13	- - -	8
⑨ 8.	Tony Cutrona	12	7:15.959	11.396	32.537	33.066	34.874		14/19	- - -	9
⑩ 9.	Sean Alfonso	11	7:13.325		34.011	35.123	38.495		1/1	- - -	10
⑦ 10.	John Hancock	3	1:47.361		31.150				17/17	- - -	7

See all of your Practice Laps / Racing / Heat Sheets / TQ / Graphs and more on RCScoringPro.com

① Dustin Spallone	② Rick Jacobs	③ Glenn Worthington	④ Joe Baio	⑤ Tommy Dionese	⑥ Omar Colina	⑦ John Hancock	⑧ Richard Louis	⑨ Tony Cutrona	⑩ Sean Alfonso
1] 2/33.232 N/A	1/29.808 N/A	3/33.594 N/A	9/42.099 N/A	4/34.291 N/A	5/34.867 N/A	10/44.310 N/A	7/37.667 N/A	8/38.135 N/A	6/35.376 N/A
2] 2/30.603 14/7:11.136	1/32.460 14/7:31.814	4/35.391 12/7:02.084	7/32.018 13/7:06.351	5/35.008 13/7:34.399	3/32.896 13/7:09.583	8/31.901 13/7:07.011	6/32.025 13/7:01.943	9/41.960 11/7:37.685	10/48.371 9/7:02.368
3] 2/32.487 14/7:23.304	1/32.497 14/7:32.061	4/32.395 13/7:20.031	7/30.842 14/7:30.695	5/32.206 13/7:17.545	3/31.972 13/7:04.045	8/31.150 13/7:02.061	6/33.149 13/7:08.705	9/33.052 12/7:30.717	10/34.387 11/7:29.146
4] 1/29.866 14/7:16.005	2/32.976 13/7:01.536	3/30.481 13/7:06.658	6/34.156 13/7:10.143	5/32.647 13/7:13.727	4/32.275 13/7:03.439		8/44.905 12/7:21.304	7/33.083 12/7:14.483	9/37.238 11/7:15.356
5] 1/30.343 14/7:13.950	2/31.423 14/7:30.202	3/29.705 14/7:29.516	6/31.568 13/7:07.842	5/32.956 13/7:12.748	4/32.683 13/7:04.336		8/32.502 12/7:09.770	7/32.664 12/7:05.211	9/42.127 11/7:20.686
6] 1/29.608 14/7:10.792	3/37.896 13/7:11.212	2/30.654 14/7:26.021	6/31.971 13/7:07.421	5/35.499 13/7:18.256	4/34.137 13/7:08.378		8/35.907 12/7:10.351	7/36.927 12/7:09.042	9/39.997 11/7:19.624
7] 1/30.738 14/7:11.136	3/32.529 13/7:09.372	2/31.015 14/7:24.472	6/36.551 13/7:16.301	5/33.981 13/7:18.889	4/32.585 13/7:07.953		8/35.057 12/7:09.162	7/35.059 12/7:08.167	9/34.606 11/7:09.916
8] 1/32.562 14/7:14.761	3/29.591 13/7:03.017	2/30.810 14/7:22.993	6/32.416 13/7:15.563	5/30.957 13/7:14.146	4/31.876 13/7:06.449		8/36.038 12/7:09.868	7/34.877 12/7:07.026	9/34.011 11/7:02.138
9] 1/30.558 14/7:14.023	4/40.744 13/7:14.976	2/31.306 14/7:22.697	6/33.265 13/7:16.285	5/33.971 13/7:15.134	3/31.339 13/7:04.511		8/31.939 12/7:04.761	7/32.537 12/7:03.348	9/42.046 11/7:06.356
10] 1/30.141 14/7:13.210	4/31.186 13/7:11.544	2/34.244 14/7:26.713	6/35.890 13/7:20.340	5/31.425 13/7:12.489	3/31.998 13/7:03.884		8/37.748 12/7:07.889	7/33.996 12/7:02.102	9/43.706 11/7:11.480
11] 1/31.975 14/7:14.773	4/32.193 13/7:09.998	2/31.419 14/7:26.234	6/33.550 13/7:20.776	5/31.237 13/7:10.157	3/34.347 13/7:06.190		7/33.207 12/7:05.387	8/38.417 12/7:05.967	9/41.460 11/7:13.033
12] 1/30.727 14/7:14.586	4/32.494 13/7:09.072	2/31.101 14/7:25.488	6/31.256 13/7:18.623	5/34.840 13/7:12.177	3/32.380 13/7:05.939		7/34.419 12/7:04.056	8/45.252 12/7:15.096	
13] 1/29.789 14/7:13.413	4/31.564 13/7:07.036	2/31.365 14/7:25.137	6/34.717 13/7:20.003	5/32.636 13/7:11.065	3/33.420 13/7:06.077				
14] 1/30.558 14/7:13.019		2/30.554 14/7:24.003							

#87690
9/24/2023

TQ: Dustin Spallone 13/5:10.141

E Buggy [B Main]

Pos	Driver Name	Laps	Time	Behind	Fast	Average			Rank	Laps in 1st, 2nd, 3rd	ID: 10 Q#
						Top 5	Top 10	Top 15			
② 1.	Chris Mahfood	11	5:03.383		25.829	25.992	27.179		7/13	2 5 2	10
① 2.	Josh Cox	11	5:06.464	3.081	25.264	26.668	27.591		6/14	6 5 0	9
③ 3.	Henry Klappert	11	5:10.757	4.293	[20.302]	25.206	26.890		6/10	3 0 7	11
④ 4.	Richard Blume	11	5:33.125	22.368	26.783	27.360	29.477		11/60	- - -	12
⑥ 5.	Sean Alfonso	10	5:08.230		27.945	28.765	30.823		4/10	- - -	14
⑤ 6.	Raymond Klappert	9	4:58.197		26.925	29.669			4/4	- - -	13
⑦ 7.	Kyle Rollins	4	1:54.397		27.121				3/3	0 1 2	15

See all of your Practice Laps / Racing / Heat Sheets / TQ / Graphs and more on RCScoringPro.com

	① Josh Cox	② Chris Mahfood	③ Henry Klappert	④ Richard Blume	⑤ Raymond Klappert	⑥ Sean Alfonso	⑦ Kyle Rollins	⑧	⑨	⑩
1]	2/25.264 N/A	3/26.067 N/A	1/15.859 N/A	7/38.356 N/A	5/30.563 N/A	6/36.819 N/A	4/28.621 N/A			
2]	2/27.023 12/5:22.055	4/31.236 10/5:07.164	1/20.302 15/5:00.073	7/28.370 11/5:22.096	5/30.812 10/5:07.916	6/27.945 11/5:16.229	3/27.261 11/5:01.211			
3]	2/28.924 11/5:04.994	4/25.857 11/5:11.532	5/27.909 13/5:05.125	8/29.548 11/5:27.926	7/34.303 10/5:23.589	6/29.840 11/5:25.724	3/27.121 11/5:00.516			
4]	1/27.716 11/5:04.150	3/31.587 11/5:21.677	4/31.450 12/5:07.949	6/34.853 10/5:16.678	7/46.317 9/5:27.728	5/28.509 11/5:24.455	2/31.394 11/5:14.551			
5]	1/27.051 11/5:02.054	2/28.583 11/5:19.224	3/27.492 12/5:10.524	5/28.142 10/5:10.412	6/28.890 9/5:11.197	4/29.288 11/5:25.771				
6]	1/28.034 11/5:02.756	2/25.829 11/5:12.253	3/28.934 12/5:15.259	5/27.628 10/5:05.735	6/26.925 10/5:31.607	4/32.000 10/5:02.464				
7]	1/29.823 11/5:06.207	2/26.110 11/5:08.072	3/26.229 12/5:13.447	5/26.797 10/5:01.357	6/36.838 9/5:02.679	4/28.943 10/5:01.600				
8]	1/28.071 11/5:06.186	2/28.466 11/5:08.457	3/25.690 12/5:11.304	4/26.783 11/5:27.104	6/32.392 9/5:00.822	5/34.590 10/5:08.247				
9]	1/26.920 11/5:04.721	2/27.106 11/5:07.033	3/26.908 12/5:11.361	4/27.915 11/5:25.898	6/31.157 10/5:31.654	5/29.143 10/5:07.112				
10]	2/30.554 11/5:07.615	1/26.443 11/5:05.192	3/27.084 12/5:11.638	4/27.679 11/5:24.704		5/31.153 10/5:08.023				
11]	2/27.084 11/5:06.046	1/26.099 11/5:03.038	3/26.903 12/5:11.650	4/37.054 10/5:03.643						

#87690
9/24/2023

10th Scale Truggy [A Main]

TQ: Teddy Davis 12/5: 15.726

Pos	Driver Name	Laps	Time	Behind	Fast	Average			Rank	Laps in 1st, 2nd, 3rd	ID: 158 Q#
						Top 5	Top 10	Top 15			
② 1.	Chris Mahfood	15	7:06.978		[25.024]	26.664	27.426	28.465	8/11	15 0 0	2
③ 2.	Henry Klappert	15	7:15.988	9.010	26.218	26.798	27.525	29.065	1/1	0 7 6	3
④ 3.	Richard Louis	14	7:10.850		27.397	28.486	29.657		4/18	0 0 4	4
⑤ 4.	John Hancock	12	5:53.889		28.145	28.342	28.809		25/40	0 8 4	5
① 5.	Teddy Davis	0							3/2	- - -	1

See all of your Practice Laps / Racing / Heat Sheets / TQ / Graphs and more on RCScoringPro.com

	① Teddy Davis	② Chris Mahfood	③ Henry Klappert	④ Richard Louis	⑤ John Hancock	⑥	⑦	⑧	⑨	⑩
1]		1/25.024	2/27.449	4/28.785	3/28.145					
		N/A	N/A	N/A	N/A					
2]		1/26.995	4/32.895	3/28.511	2/28.214					
		16/7:09.964	13/7:02.141	15/7:07.995	15/7:03.155					
3]		1/27.167	4/31.352	3/33.174	2/28.726					
		16/7:11.269	14/7:25.080	14/7:09.737	15/7:06.076					
4]		1/30.613	3/29.448	4/31.030	2/30.045					
		15/7:00.645	14/7:13.443	14/7:10.055	15/7:14.075					
5]		1/29.168	3/27.119	4/32.643	2/29.055					
		15/7:03.835	14/7:00.084	14/7:16.188	15/7:14.302					
6]		1/26.695	3/26.218	4/28.817	2/28.622					
		16/7:26.932	15/7:19.135	14/7:09.064	15/7:13.207					
7]		1/31.160	3/27.223	4/30.173	2/28.297					
		15/7:05.881	15/7:14.034	14/7:08.199	15/7:11.706					
8]		1/31.475	2/28.769	4/32.702	3/29.539					
		15/7:11.576	15/7:13.491	14/7:11.887	15/7:13.135					
9]		1/28.194	3/32.748	4/35.754	2/28.433					
		15/7:10.089	15/7:20.048	14/7:19.593	15/7:12.281					
10]		1/28.210	2/26.816	4/28.920	3/31.803					
		15/7:08.964	15/7:15.923	14/7:15.721	15/7:16.843					
11]		1/28.465	3/32.113	4/27.397	2/29.013					
		15/7:08.428	15/7:20.030	14/7:10.647	15/7:16.588					
12]		1/30.294	2/28.368	4/31.265	3/33.997					
		15/7:10.306	15/7:18.630	14/7:11.058	15/7:22.729					
13]		1/27.894	2/26.928	3/32.400						
		15/7:09.071	15/7:15.783	14/7:12.635						
14]		1/27.442	2/26.911	3/29.279						
		15/7:07.552	15/7:13.353	14/7:10.085						
15]		1/28.182	2/31.631							
		15/7:06.098	15/7:15.099							

#87690
9/24/2023

TQ: Richard Louis 11/5: 06.585

Pro4 Modified [A Main]

Pos	Driver Name	Laps	Time	Behind	Fast	Average			Rank	Laps in 1st, 2nd, 3rd	ID: 160 Q#
						Top 5	Top 10	Top 15			
⑤ 1.	Johnathan Hernandez	18	8:11.197		[25.879]	26.306	26.515	26.859	1/2	17 1 0	5
① 2.	Richard Louis	17	8:15.172		26.965	27.622	28.131	28.684	4/42	1 12 4	1
③ 3.	Tony Cutrona	16	8:05.114		27.291	27.821	28.511	29.875	12/22	0 0 1	3
⑥ 4.	Kirk Pullo	16	8:07.371	2.257	28.323	28.571	28.843	30.112	13/18	0 0 10	6
④ 5.	Mke Honcho	16	8:26.120	18.749	28.250	29.386	30.027	31.228	10/18	- - -	4
⑧ 6.	Raymond Klappert	16	8:28.151	2.031	28.880	29.592	30.503	31.535	1/19	- - -	8
⑦ 7.	Teddy Davis	15	8:20.981		28.686	30.815	31.774	33.398	25/48	- - -	7
② 8.	Henry Klappert	5	2:24.210		27.042	28.842			21/24	0 4 1	2
⑨ 9.	Sean Alfonso	0							13/12	- - -	9

See all of your Practice Laps / Racing / Heat Sheets / TQ / Graphs and more on RCScoringPro.com

	① Richard Louis	② Henry Klappert	③ Tony Cutrona	④ Mike Honcho	⑤ Johnathan Hernandez	⑥ Kirk Pullo	⑦ Teddy Davis	⑧ Raymond Klappert	⑨ Sean Alfonso	⑩
1]	1/28.028 N/A	3/28.753 N/A	6/30.857 N/A	5/30.752 N/A	2/28.468 N/A	4/29.332 N/A	7/34.371 N/A	8/35.044 N/A		
2]	3/32.759 15/8:06.696	2/30.213 16/8:02.008	5/35.162 14/8:07.976	6/35.832 14/8:16.516	1/26.877 18/8:05.292	4/35.689 14/8:13.276	7/33.923 15/8:29.237	8/33.448 15/8:23.288		
3]	3/29.565 16/8:15.443	2/30.551 16/8:04.505	4/28.704 16/8:29.829	5/29.996 15/8:11.548	1/27.470 18/8:10.375	6/32.693 15/8:27.978	8/37.378 14/8:17.814	7/31.074 15/8:06.726		
4]	3/28.746 16/8:03.388	2/27.651 17/8:20.310	4/27.939 16/8:09.872	5/29.247 16/8:26.142	1/28.335 18/8:16.999	6/29.311 15/8:05.256	8/36.373 14/8:20.936	7/29.641 16/8:25.874		
5]	3/26.965 17/8:20.156	2/27.042 17/8:10.581	4/28.278 16/8:01.168	6/31.285 16/8:24.594	1/27.287 18/8:15.849	5/28.745 16/8:23.474	8/40.557 14/8:36.115	7/30.644 16/8:23.066		
6]	2/30.315 17/8:22.754		4/36.985 16/8:22.076	6/37.698 15/8:10.114	1/26.642 18/8:12.948	3/28.926 16/8:15.436	7/30.920 14/8:20.158	5/34.349 15/8:00.680		
7]	2/28.942 17/8:20.806		4/31.857 16/8:23.164	5/31.437 15/8:06.914	1/26.598 18/8:10.902	3/28.323 16/8:08.552	7/32.178 14/8:12.250	6/35.117 15/8:08.354		
8]	2/28.129 17/8:17.564		4/28.208 16/8:16.142	5/29.963 15/8:01.668	1/26.479 18/8:09.148	3/29.011 16/8:05.113	7/31.523 14/8:05.376	6/28.880 15/8:01.356		
9]	2/27.596 17/8:14.052		4/28.572 16/8:11.550	6/32.281 15/8:01.793	1/26.606 18/8:08.088	3/28.716 16/8:01.990	7/31.966 14/8:00.951	5/29.830 16/8:29.392		
10]	2/28.518 17/8:12.973		4/31.656 16/8:13.128	5/29.547 16/8:29.565	1/26.361 18/8:06.810	3/30.901 16/8:03.195	7/30.982 15/8:30.058	6/31.393 16/8:29.004		
11]	2/29.244 17/8:13.279		4/32.791 16/8:16.086	5/28.250 16/8:24.059	1/26.428 18/8:05.907	3/31.713 16/8:05.374	7/32.879 15/8:28.521	6/31.985 16/8:29.578		
12]	2/28.086 17/8:11.827		4/27.291 16/8:11.006	5/31.125 16/8:23.467	1/26.386 18/8:05.106	3/33.698 16/8:09.870	7/34.563 15/8:29.402	6/31.685 16/8:29.652		
13]	2/29.379 17/8:12.350		4/29.590 16/8:09.648	5/29.924 16/8:21.487	1/25.879 18/8:03.716	3/28.994 16/8:07.729	7/32.494 15/8:27.733	6/28.969 16/8:26.314		
14]	2/28.868 17/8:12.165		4/31.553 16/8:10.760	5/35.608 16/8:26.365	1/31.396 18/8:09.746	3/28.549 16/8:05.410	7/28.686 15/8:22.206	6/32.930 16/8:28.058		
15]	2/27.439 17/8:10.373		4/28.082 16/8:07.995	5/30.186 16/8:24.728	1/26.896 18/8:09.461	3/28.524 16/8:03.390	7/32.188 15/8:20.098	6/32.231 16/8:28.804		
16]	2/32.142 17/8:13.832		3/27.589 16/8:05.011	5/32.989 16/8:26.012	1/28.438 18/8:10.960	4/34.246 16/8:07.037		6/30.931 16/8:28.015		
17]	2/30.451 17/8:15.017				1/27.034 18/8:10.774					
18]					1/27.617 18/8:11.002					

#87690
9/24/2023

TQ: Dustin Spallone 13/5:10.141

E Buggy [A Main]

Pos	Driver Name	Laps	Time	Behind	Fast	Average			Rank	Laps in 1st, 2nd, 3rd	ID: 10 Q#
						Top 5	Top 10	Top 15			
② 1.	Carlos Segui	25	10:21.756		24.012	24.190	24.320	24.460	13/25	24 1 0	2
③ 2.	Nelson Garcia	24	10:06.978		23.559	23.897	24.142	24.376	9/45	0 23 1	3
④ 3.	Johnathan Hernandez	23	10:04.683		23.724	24.058	24.348	24.684	7/26	1 0 17	4
⑥ 4.	Luis Perez	23	10:17.947	13.264	24.157	24.626	25.080	25.547	27/61	- - -	6
⑩ 5.	Josh Cox	22	10:03.185		25.594	25.821	26.336	26.683	2/15	- - -	Bump
⑨ 6.	Chris Mahfood	21	10:15.093		[19.955]	25.013	26.016	27.032	11/16	0 0 5	Bump
⑧ 7.	Omar Colina	20	10:25.585		26.965	27.782	28.887	30.046	2/4	- - -	8
⑦ 8.	Teddy Davis	15	7:06.099		25.832	26.049	26.578	28.406	21/26	- - -	7
① 9.	Dustin Spallone	13	10:13.022		24.016	24.625	25.292		2/2	- - -	1
⑤ 10.	Rick Jacobs	1	0:26.360		26.360				19/19	- - -	5

See all of your Practice Laps / Racing / Heat Sheets / TQ / Graphs and more on RCScoringPro.com

①	②	③	④	⑤	⑥	⑦	⑧	⑨	⑩
Dustin Spallone	Carlos Segui	Nelson Garcia	Johnathan Hernandez	Rick Jacobs	Luis Perez	Teddy Davis	Omar Colina	Chris Mahfood	Josh Cox
1] 4/25.647 N/A	2/25.417 N/A	3/25.637 N/A	1/24.826 N/A	5/26.360 N/A	9/32.609 N/A	7/27.416 N/A	10/35.445 N/A	6/27.192 N/A	8/30.121 N/A
2] 9/304.566 3/10:34.773	1/25.778 24/10:18.426	2/27.082 23/10:21.463	6/36.526 17/10:09.021		7/30.243 20/10:07.188	5/32.544 19/10:13.208	8/31.992 19/10:11.355	3/29.005 21/10:07.352	4/29.308 21/10:16.301
3] 9/24.654 5/11:24.093	1/24.511 24/10:03.786	2/25.171 23/10:00.042	5/25.598 20/10:15.004		7/27.537 21/10:10.419	4/25.877 21/10:11.656	8/29.431 20/10:18.982	3/26.877 22/10:13.911	6/29.652 21/10:19.711
4] 9/24.818 6/10:15.718	1/24.525 25/10:23.921	2/29.255 23/10:23.325	5/25.331 21/10:07.852		7/26.019 22/10:19.216	4/26.004 22/10:18.384	8/34.555 19/10:11.295	3/26.282 22/10:02.368	6/27.098 21/10:03.847
5] 9/26.519 8/11:31.614	1/25.186 24/10:00.434	2/26.484 23/10:19.598	4/28.828 21/10:06.246		6/26.333 22/10:10.796	5/30.351 21/10:01.286	8/29.874 19/10:01.792	3/26.615 23/10:25.471	7/26.815 22/10:22.683
6] 9/24.449 9/11:13.651	1/24.413 25/10:22.599	2/26.316 23/10:16.570	3/24.431 22/10:15.824		5/26.334 22/10:05.787	6/27.249 22/10:23.916	8/28.763 20/10:22.982	4/30.228 22/10:11.025	7/27.382 22/10:19.208
7] 9/25.195 10/11:10.951	1/24.348 25/10:20.469	2/25.934 23/10:13.194	4/25.184 22/10:05.455		5/25.309 23/10:25.769	6/27.121 22/10:19.042	8/26.965 20/10:10.464	3/19.955 23/10:10.038	7/27.458 22/10:17.102
8] 9/25.824 10/10:11.962	1/24.541 25/10:19.598	2/24.205 23/10:05.315	3/24.050 23/10:21.792		4/24.785 23/10:18.943	6/29.897 22/10:24.548	8/32.738 20/10:17.157	7/48.349 21/10:19.500	5/26.009 22/10:11.278
9] 9/28.133 11/10:30.850	1/24.759 25/10:19.606	2/24.540 23/10:00.340	3/24.868 23/10:15.564		4/24.157 23/10:12.091	6/26.103 22/10:18.419	8/30.377 20/10:16.595	7/33.371 21/10:28.887	5/26.789 22/10:08.957
10] 9/24.016 12/10:46.747	1/25.281 25/10:20.998	2/24.944 24/10:23.465	3/23.724 23/10:07.933		4/26.673 23/10:12.898	6/26.432 22/10:14.422	8/27.303 20/10:09.656	7/26.339 21/10:20.565	5/27.920 22/10:09.788
11] 9/25.191 12/10:12.346	1/25.352 25/10:22.280	2/24.069 24/10:19.043	3/24.549 23/10:03.632		4/24.756 23/10:09.319	6/29.187 22/10:17.020	8/31.169 20/10:11.458	7/27.409 21/10:16.048	5/25.794 22/10:06.001
12] 9/26.608 13/10:36.526	1/24.012 25/10:20.405	2/24.671 24/10:16.680	3/26.336 23/10:03.674		4/24.864 23/10:06.631	6/26.976 22/10:14.927	8/29.608 20/10:10.238	7/30.316 21/10:17.642	5/27.438 22/10:06.015
13] 9/27.402 13/10:13.002	1/24.830 25/10:20.483	2/24.277 24/10:13.944	3/29.335 23/10:09.226		4/26.669 23/10:07.690	6/26.775 22/10:12.815	8/30.669 20/10:10.899	7/27.026 21/10:13.472	5/29.527 22/10:09.701
14]	1/25.047 25/10:20.954	2/24.524 24/10:12.089	3/24.204 23/10:05.226		4/24.571 23/10:05.033	6/25.832 22/10:09.510	8/35.476 20/10:18.474	7/25.875 21/10:08.188	5/25.594 22/10:06.456
15]	1/27.017 25/10:24.736	2/24.540 24/10:10.515	3/25.600 23/10:03.998		4/26.533 23/10:05.836	6/38.335 22/10:25.442	8/35.072 20/10:24.438	7/29.444 21/10:08.746	5/28.867 22/10:08.594
16]	1/24.735 25/10:24.349	2/23.559 24/10:07.648	3/24.000 23/10:00.586		4/28.869 23/10:09.963		7/27.553 20/10:20.068	6/31.332 21/10:11.762	5/26.697 22/10:07.409
17]	1/25.406 24/10:00.047	2/28.612 24/10:12.400	3/26.711 23/10:01.327		4/26.643 23/10:10.509		7/32.587 20/10:22.230	6/29.245 21/10:11.777	5/27.258 22/10:07.107
18]	1/24.198 25/10:23.924	2/26.746 24/10:14.075	3/24.516 24/10:25.253		4/24.947 23/10:08.803		7/33.342 20/10:24.975	6/31.098 21/10:13.977	5/25.664 22/10:04.865
19]	1/25.407 25/10:24.541	2/24.293 24/10:12.421	3/26.572 24/10:25.846		4/25.604 23/10:08.081		7/28.330 20/10:22.128	6/35.136 21/10:20.412	5/27.346 22/10:04.843
20]	1/24.849 25/10:24.397	2/23.940 24/10:10.518	3/26.939 23/10:00.651		4/28.136 23/10:10.376		7/34.336 20/10:25.059	6/27.265 21/10:17.895	5/27.546 22/10:05.033
21]	1/24.952 25/10:24.388	2/24.302 24/10:09.219	3/33.163 23/10:08.336		4/34.004 23/10:18.899			6/26.734 21/10:15.009	5/26.046 22/10:03.640
22]	1/24.451 25/10:23.809	2/25.273 24/10:09.106	3/25.077 23/10:06.824		4/26.560 23/10:18.794				5/26.856 22/10:03.018
23]	1/24.332 25/10:23.162	2/24.889 24/10:08.606	3/24.315 23/10:04.068		4/25.792 23/10:17.095				
24]	1/24.114	2/23.715							

①	②	③	④	⑤	⑥	⑦	⑧	⑨	⑩
Dustin Spallone	Carlos Segui	Nelson Garcia	Johnathan Hernandez	Rick Jacobs	Luis Perez	Teddy Davis	Omar Colina	Chris Mahfood	Josh Cox
25]	25/10:22.331 1/24.295 25/10:21.076	24/10:06.098							