



#87690
5/16/2021

Rnd	1
	1

TQ: Nelson Garcia 11/5: 27.792

E Buggy



Pos	Driver Name	Laps	Time	Behind	Fast	Average			Rank	Laps in 1st, 2nd, 3rd	ID: 10 Q#
						Top 5	Top 10	Top 15			
⑦ 1.	Nelson Garcia	11	5: 27.792		[28.470]	28.887	29.574		29/48	11 0 0	1
⑤ 2.	Stephen Hernandez	10	5: 13.613		29.995	30.418	31.361		28/40	0 8 2	2
② 3.	Kevin Bates	10	5: 28.748	15.135	29.972	31.320	32.874		36/42	0 2 7	3
⑨ 4.	Chase Powell	9	5: 00.576		29.924	31.269			1/17	0 0 1	4
① 5.	Rick Jacobs	9	5: 18.043	17.467	32.417	33.603			1/1	- - -	5
⑧ 6.	Teddy Davis	9	5: 33.713	15.670	33.462	34.727			24/35	- - -	6
④ 7.	Carl Masch	9	5: 33.766	0.053	30.971	34.093			16/25	- - -	7
⑥ 8.	Richard Blume	8	5: 23.139		35.779	38.114			34/52	- - -	8
③ 9.	Richard Louis	1	3: 25.665		205.665				25/25	- - -	9

See all of your Practice Laps / Racing / Heat Sheets / TQ / Graphs and more on RCScoringPro.com

	① Rick Jacobs	② Kevin Bates	③ Richard Louis	④ Carl Masch	⑤ Stephen Hernandez	⑥ Richard Blume	⑦ Nelson Garcia	⑧ Teddy Davis	⑨ Chase Powell	⑩
1]	4/33.228 10/5:32.003	5/34.431 9/5:09.087	9/205.665 2/6:51.032	7/36.836 9/5:31.056	2/30.681 10/5:06.008	8/42.208 8/5:37.068	1/28.470 11/5:13.017	6/34.708 9/5:12.039	3/31.812 10/5:18.001	
2]	6/35.847 9/5:10.086	3/32.119 10/5:32.075		5/30.971 9/5:05.145	2/34.024 10/5:23.005	8/39.756 8/5:27.084	1/28.517 11/5:13.445	7/37.555 9/5:25.017	4/35.303 9/5:01.995	
3]	6/35.457 9/5:13.059	3/30.164 10/5:22.366		4/34.340 9/5:06.045	2/30.751 10/5:18.002	7/38.652 8/5:21.653	1/32.052 11/5:26.048	8/48.706 8/5:22.586	5/36.986 9/5:12.003	
4]	5/34.080 9/5:11.872	2/29.972 10/5:16.725		6/45.592 9/5:32.415	3/33.396 10/5:22.125	8/39.870 8/5:20.098	1/30.779 11/5:29.505	7/33.462 8/5:08.086	4/31.471 9/5:05.032	
5]	5/36.617 9/5:15.414	2/32.280 10/5:17.094		6/35.623 9/5:30.048	3/31.146 10/5:20.320	8/48.034 8/5:33.632	1/29.690 11/5:28.922	7/37.337 8/5:06.832	4/34.476 9/5:06.009	
6]	5/32.417 9/5:11.475	3/33.513 10/5:20.008		6/42.638 8/5:01.333	2/29.995 10/5:16.065	8/36.516 8/5:26.072	1/28.649 11/5:26.626	7/35.349 8/5:02.826	4/29.924 10/5:33.283	
7]	5/37.816 9/5:15.591	3/33.279 10/5:22.514		6/32.696 9/5:32.614	2/30.636 10/5:15.185	8/35.779 8/5:20.925	1/30.590 11/5:28.035	7/36.064 8/5:00.777	4/30.993 10/5:29.957	
8]	5/39.747 9/5:20.861	3/34.458 10/5:25.275		6/37.479 9/5:33.202	2/31.187 10/5:14.775	8/42.324 8/5:23.014	1/30.499 11/5:28.968	7/36.480 9/5:37.117	4/32.146 10/5:28.887	
9]	5/32.834 9/5:18.004	3/36.465 10/5:29.644		7/37.591 9/5:33.077	2/30.028 10/5:13.155		1/29.745 11/5:28.765	6/34.052 9/5:33.071	4/37.465 9/5:00.058	
10]		3/32.067 10/5:28.075			2/31.769 10/5:13.061		1/29.182 11/5:27.987			
11]							1/29.619 11/5:27.079			



#87690
5/16/2021

Rnd	1	2
-----	----------	----------

TQ: Nelson Garcia 11/5:27.792

E Buggy

Pos	Driver Name	Laps	Time	Behind	Fast	Average			Rank	Laps in 1st, 2nd, 3rd	ID: 10 Q#
						Top 5	Top 10	Top 15			
④ 1.	Luis Perez	10	5:09.413		[28.873]	29.433	30.941		30/39	8 2 0	2
⑨ 2.	Reuben Diaz	10	5:26.655	17.242	29.744	30.626	32.665		7/9	0 3 3	4
③ 3.	Italo Ramos	10	5:28.098	1.443	30.385	31.455	32.809		1/1	2 5 3	5
② 4.	Austin Smith	10	5:32.532	4.434	30.707	31.135	33.253		35/42	0 0 2	7
⑦ 5.	Chris Mahfood	9	5:11.317		31.184	32.658			5/13	0 0 1	9
① 6.	Dexter Smith	9	5:18.163	6.846	31.240	32.278			12/15	0 0 1	11
⑤ 7.	Nick Reed	9	5:41.009	22.846	32.149	34.427			3/3	- - -	14
⑧ 8.	Wesley Ramsdell	8	4:52.012		34.491	35.240			8/13	- - -	15
⑥ 9.	Camiilo Ortiz	0								- - -	18

See all of your Practice Laps / Racing / Heat Sheets / TQ / Graphs and more on RCScoringPro.com

	① Dexter Smith	② Austin Smith	③ Italo Ramos	④ Luis Perez	⑤ Nick Reed	⑥ Camilo Ortiz	⑦ Chris Mahfood	⑧ Wesley Ramsdell	⑨ Reuben Diaz	⑩
1]	4/31.404 10/5:14.314	3/31.322 10/5:13.002	2/30.385 10/5:03.009	1/29.194 11/5:21.009	5/32.642 10/5:26.004		7/37.575 8/5:00.064	6/34.742 9/5:12.066	8/41.990 8/5:35.092	
2]	3/31.240 10/5:13.002	4/33.624 10/5:24.075	2/32.130 10/5:12.006	1/30.200 11/5:26.645	7/39.050 9/5:22.605		6/33.187 9/5:18.042	5/35.892 9/5:17.835	8/31.090 9/5:28.086	
3]	6/42.425 9/5:15.021	5/39.981 9/5:14.079	2/31.464 10/5:13.266	1/33.417 10/5:09.366	8/44.152 8/5:08.906		3/31.184 9/5:05.085	7/34.491 9/5:15.036	4/31.600 9/5:14.004	
4]	6/33.648 9/5:12.012	3/30.707 9/5:05.167	1/31.756 10/5:14.325	2/34.202 10/5:17.525	8/39.872 8/5:11.044		5/34.515 9/5:07.035	7/41.679 9/5:30.003	4/31.055 9/5:05.392	
5]	5/33.640 9/5:10.248	4/35.557 9/5:08.142	1/31.543 10/5:14.056	2/33.815 10/5:21.066	8/36.123 8/5:06.944		6/37.776 9/5:13.632	7/35.129 9/5:27.474	3/30.501 10/5:32.048	
6]	6/36.069 9/5:12.645	4/30.801 9/5:02.985	2/34.435 10/5:19.516	1/30.242 10/5:18.045	8/33.396 8/5:00.306		5/31.668 9/5:08.865	7/35.949 9/5:26.082	3/29.744 10/5:26.633	
7]	5/31.462 9/5:08.043	4/31.005 10/5:32.857	2/35.925 10/5:25.002	1/30.572 10/5:16.628	8/32.149 9/5:30.917		6/36.188 9/5:11.258	7/36.973 9/5:27.677	3/32.340 10/5:26.171	
8]	6/39.434 9/5:14.235	4/31.840 10/5:31.005	3/35.707 10/5:29.187	1/28.873 10/5:13.137	8/37.829 9/5:32.111		5/36.487 9/5:13.402	7/37.157 9/5:28.511	2/33.936 10/5:27.825	
9]	6/38.841 9/5:18.016	4/34.329 10/5:32.411	3/32.365 10/5:28.566	1/29.633 10/5:11.277	7/45.796 8/5:03.012		5/32.737 9/5:11.032		2/30.743 10/5:25.555	
10]		4/33.366 10/5:32.053	3/32.388 10/5:28.001	1/29.265 10/5:09.041					2/33.656 10/5:26.065	

Top Qualifiers	Qual#	Laps	Race Time	Behind	Rnd	Race	Pos In Race	Fast Lap	Best 3 Consecutive
Nelson Garcia	1	11	5:27.792		1	1	1	28.470	88.546
Luis Perez	2	10	5:09.413		1	2	1	28.873	87.771
Stephen Hernandez	3	10	5:13.613	4.200	1	1	2	29.995	91.777
Reuben Diaz	4	10	5:26.655	13.042	1	2	2	29.744	91.300
Italo Ramos	5	10	5:28.098	1.443	1	2	3	30.385	93.979
Kevin Bates	6	10	5:28.748	0.650	1	1	3	29.972	92.255
Austin Smith	7	10	5:32.532	3.784	1	2	4	30.707	93.646
Chase Powell	8	9	5:00.576		1	1	4	29.924	93.063
Chris Mahfood	9	9	5:11.317	10.741	1	2	5	31.184	98.886



#87690
5/16/2021

Rnd	3
1	

TQ: Kevin Bates 10/5:19.453

4WD Modified Buggy

Pos	Driver Name	Laps	Time	Behind	Fast	Average			Rank	Laps in 1st, 2nd, 3rd	ID: 2 Q#
						Top 5	Top 10	Top 15			
⑧ 1.	Kevin Bates	10	5:19.453		30.071	30.770	31.945	6/15	8 0 0	1	
② 2.	Miller Froyd	10	5:22.554	3.101	[29.759]	30.685	32.255	10/28	1 5 3	2	
① 3.	Rick Jacobs	10	5:24.965	2.411	31.242	31.675	32.496	1/1	0 2 5	3	
⑦ 4.	Nelson Garcia	10	5:29.157	4.192	30.458	31.080	32.915	16/24	0 1 1	4	
⑤ 5.	Joel Gardner	9	5:00.794		31.918	32.281		5/15	1 2 1	5	
⑨ 6.	Matt McGuire	8	5:01.773		33.284	35.929		1/13	- - -	6	
④ 7.	Richard Blume	8	5:10.339	8.566	33.150	37.031		33/53	- - -	7	

See all of your Practice Laps / Racing / Heat Sheets / TQ / Graphs and more on RCScoringPro.com

	① Rick Jacobs	② Miller Froyd	③	④ Richard Blume	⑤ Joel Gardner	⑥	⑦ Nelson Garcia	⑧ Kevin Bates	⑨ Matt McGuire	⑩
1]	4/33.272 10/5:32.007	1/31.562 10/5:15.006		7/37.734 8/5:01.084	3/32.114 10/5:21.001		2/31.935 10/5:19.003	5/33.330 10/5:33.003	6/36.370 9/5:27.033	
2]	3/32.433 10/5:28.005	2/33.812 10/5:26.085		7/40.122 8/5:11.044	1/33.023 10/5:25.007		5/35.853 9/5:05.055	4/33.450 9/5:00.051	6/36.081 9/5:26.025	
3]	5/34.864 9/5:01.071	4/34.832 9/5:00.063		6/36.781 8/5:05.706	2/32.868 10/5:26.666		3/31.271 10/5:30.002	1/30.071 10/5:22.833	7/42.758 8/5:07.226	
4]	4/31.242 10/5:29.525	3/30.282 10/5:26.225		7/42.251 8/5:13.078	2/31.918 10/5:24.008		5/35.371 9/5:02.467	1/31.870 10/5:21.008	6/40.286 8/5:10.098	
5]	3/32.123 10/5:27.086	2/33.341 10/5:27.066		7/42.275 8/5:18.656	4/38.666 9/5:03.462		5/34.877 9/5:04.758	1/33.275 10/5:24.324	6/39.080 8/5:11.312	
6]	2/31.887 10/5:26.366	3/34.185 10/5:30.016		7/40.655 8/5:19.076	5/32.354 9/5:01.041		4/30.874 9/5:00.027	1/31.095 10/5:21.816	6/36.044 8/5:07.493	
7]	2/33.894 10/5:28.171	3/31.881 10/5:28.428		7/33.150 8/5:11.965	5/32.151 10/5:32.985		4/30.458 10/5:29.485	1/31.809 10/5:21.285	6/37.870 8/5:06.845	
8]	3/31.808 10/5:26.009	2/29.759 10/5:24.562		7/37.371 8/5:10.034	5/34.110 9/5:00.006		4/31.443 10/5:27.006	1/30.593 10/5:19.362	6/33.284 8/5:01.077	
9]	3/31.768 10/5:25.877	2/29.943 10/5:21.777			5/33.590 9/5:00.079		4/31.357 10/5:26.044	1/30.285 10/5:17.533		
10]	3/31.674 10/5:24.096	2/32.957 10/5:22.055					4/35.718 10/5:29.016	1/33.675 10/5:19.045		

Top Qualifiers	Qual#	Laps	Race Time	Behind	Rnd	Race	Pos In Race	Fast Lap	Best 3 Consecutive
Kevin Bates	1	10	5:19.453		1	3	1	30.071	92.687
Miller Froyd	2	10	5:22.554	3.101	1	3	2	29.759	91.583
Rick Jacobs	3	10	5:24.965	2.411	1	3	3	31.242	95.250
Nelson Garcia	4	10	5:29.157	4.192	1	3	4	30.458	92.775
Joel Gardner	5	9	5:00.794		1	3	5	31.918	97.809
Matt McGuire	6	8	5:01.773		1	3	6	33.284	107.198
Richard Blume	7	8	5:10.339	8.566	1	3	7	33.150	111.176



#87690
5/16/2021

Rnd	1	4
-----	----------	----------

TQ: Kevin Bates 10/5: 19.453

4WD Modified Buggy

Pos	Driver Name	Laps	Time	Behind	Fast	Average			Rank	Laps in 1st, 2nd, 3rd	ID: 2 Q#
						Top 5	Top 10	Top 15			
① 1.	Loren Kretschmar	10	5:23.987		30.974	31.819	32.398	14/27	4 6 0	3	
⑧ 2.	Austin Smith	10	5:26.419	2.432	30.731	31.355	32.642	31/40	0 2 3	5	
⑤ 3.	Dexter Smith	9	5:00.905		[30.249]	30.866		21/26	0 0 4	8	
⑦ 4.	Nick Reed	9	5:05.187	4.282	30.905	32.131		7/9	- - -	9	
② 5.	Joe Baio	9	5:11.468	6.281	31.900	32.862		44/55	- - -	10	
④ 6.	John Hancock	9	5:14.240	2.772	31.745	33.398		20/45	0 0 1	11	
③ 7.	Italo Ramos	8	4:15.690		30.449	30.996		1/1	6 0 1	12	
⑥ 8.	Dustin Eich	2	1:04.429		31.570			10/10	0 2 0	15	

See all of your Practice Laps / Racing / Heat Sheets / TQ / Graphs and more on RCScoringPro.com

	① Loren Kretschmar	② Joe Baio	③ Italo Ramos	④ John Hancock	⑤ Dexter Smith	⑥ Dustin Eich	⑦ Nick Reed	⑧ Austin Smith	⑨	⑩
1]	1/32.836 10/5:28.004	8/41.280 8/5:30.024	4/32.977 10/5:29.008	3/32.913 10/5:29.001	7/38.663 8/5:09.028	2/32.859 10/5:28.006	6/37.197 9/5:34.008	5/34.964 9/5:14.064		
2]	1/30.974 10/5:19.005	8/33.754 8/5:00.012	3/31.571 10/5:22.075	4/33.889 9/5:00.006	6/31.571 9/5:16.035	2/31.570 10/5:22.015	5/31.710 9/5:10.095	7/35.898 9/5:18.087		
3]	2/32.690 10/5:21.666	7/36.225 9/5:33.078	1/30.449 10/5:16.666	4/35.331 9/5:06.039	3/31.153 9/5:04.017		6/35.736 9/5:13.092	5/31.294 9/5:06.048		
4]	2/33.108 10/5:24.025	7/33.336 9/5:25.327	1/30.702 10/5:14.025	4/31.745 9/5:01.023	3/30.471 10/5:29.065		6/34.567 9/5:13.222	5/32.957 9/5:03.997		
5]	2/32.936 10/5:25.008	7/32.701 9/5:19.014	1/31.644 10/5:14.068	5/36.440 9/5:06.576	3/34.716 10/5:33.014		6/37.031 9/5:17.232	4/32.837 9/5:02.031		
6]	2/31.788 10/5:23.883	7/34.897 9/5:18.285	1/33.906 10/5:18.075	4/33.635 9/5:05.925	5/39.235 9/5:08.715		6/33.873 9/5:15.165	3/30.783 10/5:31.216		
7]	2/32.359 10/5:23.842	7/32.621 9/5:14.755	1/30.614 10/5:16.942	5/36.257 9/5:08.841	4/33.960 9/5:08.275		6/31.627 9/5:10.808	3/32.145 10/5:29.828		
8]	2/33.318 10/5:25.012	6/31.900 9/5:11.298	1/33.827 10/5:19.612	7/39.218 9/5:14.358	4/30.887 9/5:04.492		5/30.905 9/5:06.731	3/31.826 10/5:28.375		
9]	1/31.966 10/5:24.422	5/34.754 9/5:11.047		6/34.812 9/5:14.024	3/30.249 9/5:00.091		4/32.541 9/5:05.019	2/32.984 10/5:28.544		
10]	1/32.012 10/5:23.099							2/30.731 10/5:26.042		

Top Qualifiers	Qual#	Laps	Race Time	Behind	Rnd	Race	Pos In Race	Fast Lap	Best 3 Consecutive
Kevin Bates	1	10	5:19.453		1	3	1	30.071	92.687
Miller Froyd	2	10	5:22.554	3.101	1	3	2	29.759	91.583
Loren Kretschmar	3	10	5:23.987	1.433	1	4	1	30.974	96.500
Rick Jacobs	4	10	5:24.965	0.978	1	3	3	31.242	95.250
Austin Smith	5	10	5:26.419	1.454	1	4	2	30.731	94.754
Nelson Garcia	6	10	5:29.157	2.738	1	3	4	30.458	92.775
Joel Gardner	7	9	5:00.794		1	3	5	31.918	97.809
Dexter Smith	8	9	5:00.905	0.111	1	4	3	30.249	93.195
Nick Reed	9	9	5:05.187	4.282	1	4	4	30.905	95.073



#87690
5/16/2021

Rnd	5
1	

TQ: Teddy Davis 9/5:18.230

Pro4 Modified

Pos	Driver Name	Laps	Time	Behind	Fast	Average			Rank	Laps in 1st, 2nd, 3rd	ID: 160 Q#
						Top 5	Top 10	Top 15			
⑥ 1.	Teddy Davis	9	5:18.230		[32.192]	33.872			18/31	9 0 0	1
⑦ 2.	Wesley Ramsdell	9	5:33.043	14.813	33.831	35.449			6/22	0 3 5	2
⑨ 3.	Carl Masch	8	5:04.532		33.899	35.359			8/18	0 0 2	3
② 4.	Camiilo Ortiz	8	5:07.234	2.702	35.063	36.148			5/16	0 6 1	4
⑧ 5.	Frank Buctkus	8	5:28.562	21.328	36.826	38.748			4/19	- - -	5
⑤ 6.	Richard Louis	8	5:39.973	11.411	38.048	40.162			26/30	- - -	6
④ 7.	Collin Eich	5	5:10.119		42.573	62.023			1/1	- - -	7

See all of your Practice Laps / Racing / Heat Sheets / TQ / Graphs and more on RCScoringPro.com

	①	②	③	④	⑤	⑥	⑦	⑧	⑨	⑩
		Camiilo Ortiz		Collin Eich	Richard Louis	Teddy Davis	Wesley Ramsdell	Frank Buctkus	Carl Masch	
1]		2/35.705 9/5:21.003		7/47.757 7/5:34.032	6/45.578 7/5:19.006	1/35.301 9/5:17.007	3/38.699 8/5:09.006	4/39.299 8/5:14.004	5/42.538 8/5:40.032	
2]		2/36.771 9/5:26.016		7/46.968 7/5:31.052	6/40.531 7/5:01.385	1/35.063 9/5:16.062	3/36.719 8/5:01.068	4/36.826 8/5:04.048	5/37.190 8/5:18.092	
3]		2/40.063 8/5:00.106		7/42.573 7/5:20.366	6/45.536 7/5:07.183	1/34.084 9/5:13.035	3/39.821 8/5:07.306	4/42.146 8/5:15.386	5/39.823 8/5:18.008	
4]		2/35.715 9/5:33.562		7/67.688 6/5:07.485	6/42.188 7/5:04.202	1/32.192 9/5:07.044	3/36.451 8/5:03.038	5/49.795 8/5:36.014	4/34.742 8/5:08.058	
5]		3/38.543 9/5:36.024		7/105.133 5/5:10.012	6/38.048 8/5:39.008	1/37.359 9/5:13.002	2/33.831 9/5:33.936	5/38.317 8/5:30.208	4/36.609 8/5:05.044	
6]		2/35.063 9/5:32.079			6/48.045 7/5:03.251	1/36.757 9/5:16.014	4/40.049 8/5:00.076	5/41.691 8/5:30.076	3/33.899 9/5:37.002	
7]		2/37.487 9/5:33.045			6/38.588 8/5:41.154	1/37.659 9/5:19.397	3/36.323 9/5:36.715	5/37.609 8/5:26.491	4/45.374 8/5:08.777	
8]		4/47.887 8/5:07.023			6/41.459 8/5:39.097	1/37.092 9/5:21.198	2/33.923 9/5:32.797	5/42.879 8/5:28.056	3/34.357 8/5:04.053	
9]						1/32.723 9/5:18.023	2/37.227 9/5:33.004			

Top Qualifiers	Qual#	Laps	Race Time	Behind	Rnd	Race	Pos In Race	Fast Lap	Best 3 Consecutive
Teddy Davis	1	9	5:18.230		1	5	1	32.192	101.339
Wesley Ramsdell	2	9	5:33.043	14.813	1	5	2	33.831	107.473
Carl Masch	3	8	5:04.532		1	5	3	33.899	105.250
Camiilo Ortiz	4	8	5:07.234	2.702	1	5	4	35.063	109.321
Frank Buctkus	5	8	5:28.562	21.328	1	5	5	36.826	117.617
Richard Louis	6	8	5:39.973	11.411	1	5	6	38.048	124.681
Collin Eich	7	5	5:10.119		1	5	7	42.573	137.298



#87690
5/16/2021

Rnd	1	6
-----	----------	----------

TQ: Miller Froyd 9/5:21.241

2WD Stock Buggy

Pos	Driver Name	Laps	Time	Behind	Fast	Average			Rank	Laps in 1st, 2nd, 3rd	ID: 1 Q#
						Top 5	Top 10	Top 15			
① 1.	Miller Froyd	9	5:21.241		[34.063]	34.804			11/31	8 1 0	1
⑥ 2.	Dustin Eich	9	5:22.752	1.511	34.322	34.852			7/10	1 8 0	2
④ 3.	Mke Honcho	8	5:02.084		36.795	37.241			13/31	0 0 6	3
⑧ 4.	Frank Buctkus	8	5:04.889	2.805	36.333	37.076			1/6	- - -	4
⑤ 5.	Matt McGuire	8	5:08.253	3.364	36.868	37.429			1/13	0 0 2	5
③ 6.	Steve Smith	8	5:12.090	3.837	35.960	38.125			24/30	- - -	6
⑦ 7.	Pedro Dominguez	8	5:47.765	35.675	38.778	40.602			17/22	- - -	7
② 8.	Tyler Diaz	5	5:45.482		53.680	69.096			13/16	- - -	8



See all of your Practice Laps / Racing / Heat Sheets / TQ / Graphs and more on RCScoringPro.com

	① Miller Froyd	② Tyler Diaz	③ Steve Smith	④ Mke Honcho	⑤ Matt McGuire	⑥ Dustin Eich	⑦ Pedro Dominguez	⑧ Frank Buctkus	⑨	⑩
1]	2/35.766 9/5:21.093	7/85.002 4/5:40.340	5/40.508 8/5:24.008	4/37.265 9/5:35.043	3/36.868 9/5:31.083	1/34.857 9/5:13.074	6/40.569 8/5:24.056			
2]	1/35.638 9/5:21.003	7/58.195 5/5:58.358	5/39.596 8/5:20.004	4/37.475 9/5:36.033	3/36.982 9/5:32.325	2/36.622 9/5:21.066	6/41.613 8/5:28.072			
3]	1/34.063 9/5:16.041	8/57.528 5/5:34.533	6/38.864 8/5:17.253	3/37.389 9/5:36.039	4/40.209 8/5:04.016	2/35.673 9/5:21.045	7/38.778 8/5:22.056	5/41.743 22/5:06.093		
4]	1/36.079 9/5:18.487	8/91.077 5/6:04.075	4/35.960 8/5:09.086	3/38.642 8/5:01.054	5/41.561 8/5:11.024	2/35.919 9/5:21.907	7/42.284 8/5:26.048	6/38.873 15/5:02.325		
5]	1/34.762 9/5:17.358	8/53.680 5/5:45.048	5/39.794 8/5:11.552	3/39.653 8/5:04.672	6/39.335 8/5:11.936	2/38.272 9/5:26.412	7/44.964 8/5:33.136	4/36.333 13/5:04.007		
6]	1/34.902 9/5:16.815		6/39.385 8/5:12.146	3/37.281 8/5:03.006	5/37.286 8/5:09.653	2/34.322 9/5:23.049	7/43.938 8/5:36.002	4/38.890 12/5:11.068		
7]	1/38.055 9/5:20.477		6/41.162 8/5:14.594	3/36.795 8/5:02.285	5/38.705 8/5:09.657	2/34.658 9/5:21.084	7/39.766 8/5:33.611	4/37.620 11/5:04.008		
8]	1/37.321 9/5:22.413		6/36.821 8/5:12.009	3/37.584 8/5:02.008	5/37.307 8/5:08.025	2/37.679 9/5:24.324	7/55.853 7/5:04.029	4/36.338 11/5:15.975		
9]	1/34.655 9/5:21.024					2/34.750 9/5:22.075				

Top Qualifiers	Qual#	Laps	Race Time	Behind	Rnd	Race	Pos In Race	Fast Lap	Best 3 Consecutive
Miller Froyd	1	9	5:21.241		1	6	1	34.063	104.904
Dustin Eich	2	9	5:22.752	1.511	1	6	2	34.322	106.659
Mike Honcho	3	8	5:02.084		1	6	3	36.795	111.660
Frank Buctkus	4	8	5:04.889	2.805	1	6	4	36.333	112.843
Matt McGuire	5	8	5:08.253	3.364	1	6	5	36.868	113.298
Steve Smith	6	8	5:12.090	3.837	1	6	6	35.960	114.420
Pedro Dominguez	7	8	5:47.765	35.675	1	6	7	38.778	120.960
Tyler Diaz	8	5	5:45.482		1	6	8	53.680	200.725



#87690
5/16/2021

Rnd	7
1	

TQ: Reuben Diaz 9/5:02.031

2WD Stock Buggy

Pos	Driver Name	Laps	Time	Behind	Fast	Average			Rank	Laps in 1st, 2nd, 3rd	ID: 1 Q#
						Top 5	Top 10	Top 15			
⑧ 1.	Reuben Diaz	9	5:02.031		[31.814]	32	251		14/20	9 0 0	1
② 2.	Nick Reed	9	5:16.549	14.518	34.132	34	581		7/9	0 9 0	2
⑦ 3.	Dexter Smith	9	5:20.053	3.504	32.670	34	266		23/43	0 0 5	3
⑥ 4.	Joel Gardner	8	5:01.563		33.969	35	951		3/5	0 0 4	6
① 5.	Rick Jacobs	8	5:08.755	7.192	33.520	35	561		1/1	- - -	10
③ 6.	Richard Louis	7	5:27.578		41.337	44	076		18/26	- - -	13
⑤ 7.	Collin Eich	0							8/7	- - -	15

See all of your Practice Laps / Racing / Heat Sheets / TQ / Graphs and more on RCScoringPro.com

	① Rick Jacobs	② Nick Reed	③ Richard Louis	④	⑤ Collin Eich	⑥ Joel Gardner	⑦ Dexter Smith	⑧ Reuben Diaz	⑨	⑩
1]	6/52.585 6/5:15.054	2/35.174 9/5:16.053	5/47.498 7/5:32.005			3/36.691 9/5:30.021	4/38.578 8/5:08.064	1/32.126 10/5:21.003		
2]	5/38.012 7/5:17.001	2/35.459 9/5:17.835	6/45.808 7/5:26.585			3/35.727 9/5:25.089	4/35.395 9/5:32.865	1/32.794 10/5:24.006		
3]	5/36.398 8/5:38.064	2/36.242 9/5:20.064	6/41.337 7/5:14.016			3/36.534 9/5:26.085	4/36.468 9/5:31.032	1/36.548 9/5:04.041		
4]	5/33.711 8/5:21.042	2/34.811 9/5:18.802	6/41.706 7/5:08.612			3/33.969 9/5:21.057	4/33.379 9/5:23.595	1/32.864 9/5:02.242		
5]	5/36.166 8/5:14.992	2/34.848 9/5:17.754	6/49.849 7/5:16.068			4/37.511 9/5:24.774	3/35.720 9/5:23.172	1/31.814 10/5:32.003		
6]	5/33.520 8/5:07.186	2/34.759 9/5:16.935	6/44.034 7/5:15.268			4/41.371 9/5:32.007	3/35.860 9/5:23.001	1/38.062 9/5:06.315		
7]	5/40.318 8/5:09.382	2/34.355 9/5:15.835	6/57.346 7/5:27.058			4/42.923 8/5:02.548	3/34.167 9/5:20.875	1/32.446 9/5:04.264		
8]	5/38.045 8/5:08.075	2/34.132 9/5:14.752				4/36.837 8/5:01.056	3/32.670 9/5:17.052	1/33.302 9/5:03.705		
9]		2/36.769 9/5:16.055					3/37.816 9/5:20.005	1/32.075 9/5:02.003		

Top Qualifiers	Qual#	Laps	Race Time	Behind	Rnd	Race	Pos In Race	Fast Lap	Best 3 Consecutive
Reuben Diaz	1	9	5:02.031		1	7	1	31.814	97.823
Nick Reed	2	9	5:16.549	14.518	1	7	2	34.132	103.246
Dexter Smith	3	9	5:20.053	3.504	1	7	3	32.670	102.697
Miller Froyd	4	9	5:21.241	1.188	1	6	1	34.063	104.904
Dustin Eich	5	9	5:22.752	1.511	1	6	2	34.322	106.659
Joel Gardner	6	8	5:01.563		1	7	4	33.969	106.230
Mike Honcho	7	8	5:02.084	0.521	1	6	3	36.795	111.660
Frank Buctkus	8	8	5:04.889	2.805	1	6	4	36.333	112.843
Matt McGuire	9	8	5:08.253	3.364	1	6	5	36.868	113.298



#87690
5/16/2021

Rnd	1	8
-----	----------	----------

TQ: Loren Kretzschmar 9/5:04.127

Tenth Scale Truggy

Pos	Driver Name	Laps	Time	Behind	Fast	Average			Rank	Laps in 1st, 2nd, 3rd	ID: 158 Q#
						Top 5	Top 10	Top 15			
8 1.	Loren Kretzschmar	9	5:04.127		31.434	32	013		32/43	9 0 0	1
4 2.	Joe Baio	9	5:18.399	14.272	[31.109]	33	432		36/49	0 2 4	2
3 3.	John Hancock	9	5:20.469	2.070	32.911	33	306		22/46	0 5 1	3
7 4.	Pedro Dominguez	9	5:26.845	6.376	33.818	34	753		9/15	0 2 1	4
6 5.	Steve Smith	9	5:29.277	2.432	33.135	35	341		19/29	0 0 2	5
2 6.	Miller Froyd	9	5:33.755	4.478	32.283	34	417		24/31	- - -	6
9 7.	Camiilo Ortiz	8	5:17.980		34.577	37	829		1/1	- - -	7
5 8.	Chris Mahfood	7	4:18.068		31.961	35	974		11/13	0 0 1	8
1 9.	Mke Honcho	0							13/12	- - -	9

See all of your Practice Laps / Racing / Heat Sheets / TQ / Graphs and more on RCScoringPro.com

	① Mke Honcho	② Miller Froyd	③ John Hancock	④ Joe Baio	⑤ Chris Mahfood	⑥ Steve Smith	⑦ Pedro Dominguez	⑧ Loren Kretzschmar	⑨ Camiilo Ortiz	⑩
1]	4/34.807 9/5:13.029	8/42.371 8/5:38.096	2/33.823 9/5:04.038	6/38.107 8/5:04.088	5/36.908 9/5:32.019	3/34.492 9/5:10.041	1/31.647 10/5:16.005	7/39.062 8/5:12.048		
2]	7/42.821 8/5:10.052	6/34.135 8/5:06.004	3/37.777 9/5:22.002	5/37.803 8/5:03.064	4/38.450 8/5:01.044	2/34.950 9/5:12.048	1/34.022 10/5:28.035	8/40.114 8/5:16.072		
3]	7/40.174 8/5:14.133	4/33.112 9/5:28.086	6/40.707 9/5:36.093	3/31.961 9/5:23.061	5/35.313 9/5:32.001	2/33.818 9/5:09.078	1/32.187 10/5:26.002	8/42.632 8/5:24.826		
4]	7/34.123 8/5:03.086	2/32.919 9/5:20.715	5/34.589 9/5:30.525	6/40.091 9/5:32.091	3/33.135 9/5:23.572	4/40.705 9/5:23.932	1/32.046 10/5:24.075	8/38.123 8/5:19.086		
5]	7/37.954 8/5:03.808	2/35.600 9/5:20.652	5/34.203 9/5:25.098	6/36.245 9/5:31.578	3/34.534 9/5:21.012	4/35.856 9/5:23.676	1/32.752 10/5:25.003	8/38.949 8/5:18.208		
6]	7/32.919 9/5:34.002	2/32.911 9/5:16.575	3/33.439 9/5:21.081	6/36.582 9/5:31.185	5/39.891 9/5:27.345	4/37.995 9/5:26.073	1/43.042 9/5:08.055	8/38.434 8/5:16.413		
7]	6/32.283 9/5:27.096	2/33.457 9/5:14.357	3/31.109 9/5:15.835	7/37.279 9/5:31.804	5/36.847 9/5:27.096	4/37.071 9/5:27.715	1/33.493 9/5:07.053	8/34.577 8/5:10.731		
8]	6/39.924 9/5:31.875	2/35.068 9/5:14.516	3/34.752 9/5:15.045		4/36.880 9/5:28.455	5/37.309 9/5:28.725	1/31.434 9/5:04.447	7/46.089 8/5:17.098		
9]	6/38.750 9/5:33.075	3/40.896 9/5:20.047	2/38.000 9/5:18.004		5/37.319 9/5:29.028	4/34.649 9/5:26.085	1/33.504 9/5:04.013			

Top Qualifiers	Qual#	Laps	Race Time	Behind	Rnd	Race	Pos In Race	Fast Lap	Best 3 Consecutive
Loren Kretzschmar	1	9	5:04.127		1	8	1	31.434	96.985
Joe Baio	2	9	5:18.399	14.272	1	8	2	31.109	98.751
John Hancock	3	9	5:20.469	2.070	1	8	3	32.911	100.166
Pedro Dominguez	4	9	5:26.845	6.376	1	8	4	33.818	103.260
Steve Smith	5	9	5:29.277	2.432	1	8	5	33.135	102.982
Miller Froyd	6	9	5:33.755	4.478	1	8	6	32.283	103.156
Camiilo Ortiz	7	8	5:17.980		1	8	7	34.577	111.960
Chris Mahfood	8	7	4:18.068		1	8	8	31.961	107.871
Mike Honcho	9	0			1	8	9		



#87690
5/16/2021

Rnd	2	1
-----	----------	----------

TQ: Nelson Garcia 11/5: 27.792

E Buggy



Pos	Driver Name	Laps	Time	Behind	Fast	Average			Rank	Laps in 1st, 2nd, 3rd	ID: 10 Q#
						Top 5	Top 10	Top 15			
⑦ 1.	Nelson Garcia	10	5:01.769		[27.886]	28.637	30.177		33/49	7 3 0	1
② 2.	Kevin Bates	10	5:08.865	7.096	28.528	29.765	30.886		28/43	2 4 2	2
⑨ 3.	Chase Powell	10	5:21.776	12.911	29.124	30.500	32.177		1/18	1 0 2	5
⑤ 4.	Stephen Hernandez	10	5:25.444	3.668	29.944	30.620	32.544		37/41	0 3 4	4
④ 5.	Carl Masch	10	5:31.499	6.055	30.778	31.818	33.150		5/26	0 0 2	8
① 6.	Rick Jacobs	9	5:01.340		30.241	31.839			1/2	- - -	10
③ 7.	Richard Louis	9	5:38.973	37.633	35.246	36.445			12/26	- - -	14
⑥ 8.	Richard Blume	8	5:37.280		37.636	39.411			38/53	- - -	17
⑧ 9.	Teddy Davis	4	2:16.749		29.435				33/36	- - -	13

See all of your Practice Laps / Racing / Heat Sheets / TQ / Graphs and more on RCScoringPro.com

	① Rick Jacobs	② Kevin Bates	③ Richard Louis	④ Carl Masch	⑤ Stephen Hernandez	⑥ Richard Blume	⑦ Nelson Garcia	⑧ Teddy Davis	⑨ Chase Powell	⑩
1]	6/34.377 9/5:09.042	5/33.702 9/5:03.003	7/38.375 8/5:07.004	3/30.778 10/5:07.008	4/31.166 10/5:11.007	9/47.146 7/5:30.005	2/30.566 10/5:05.007	8/41.965 8/5:35.076	1/30.504 10/5:05.305	
2]	6/33.439 9/5:05.019	5/31.324 10/5:25.015	8/37.536 8/5:03.064	3/32.369 10/5:15.075	2/31.317 10/5:12.004	9/44.738 7/5:21.058	1/28.903 11/5:27.085	7/33.491 8/5:01.084	4/34.293 10/5:24.324	
3]	6/32.405 9/5:00.066	3/28.713 10/5:12.466	8/38.059 8/5:03.092	4/32.322 10/5:18.233	2/31.024 10/5:11.007	9/39.808 7/5:07.276	1/29.503 11/5:26.223	7/31.858 9/5:21.093	5/33.485 10/5:27.006	
4]	6/30.241 10/5:26.015	3/30.371 10/5:10.275	8/35.257 9/5:35.767	4/32.488 10/5:19.009	2/30.504 10/5:10.025	9/37.636 8/5:38.066	1/28.823 11/5:23.922	7/29.435 9/5:07.687	5/31.228 10/5:23.775	
5]	6/33.068 10/5:27.006	2/28.528 10/5:05.028	7/35.246 9/5:32.046	4/31.514 10/5:18.094	3/29.944 10/5:07.009	8/39.802 8/5:34.608	1/32.596 10/5:00.078		5/32.515 10/5:24.004	
6]	6/36.864 9/5:00.585	1/30.736 10/5:05.616	7/36.130 9/5:30.009	5/32.386 10/5:19.766	3/35.051 10/5:15.016	8/48.341 7/5:00.381	2/33.784 10/5:06.095		4/29.124 10/5:18.583	
7]	5/31.903 10/5:31.857	1/31.435 10/5:06.871	7/39.876 9/5:34.902	6/40.510 10/5:31.957	3/32.776 10/5:16.828	8/38.842 8/5:38.064	2/32.134 10/5:09.014		4/36.902 10/5:25.785	
8]	6/37.463 9/5:03.048	2/30.906 10/5:07.137	7/38.533 9/5:36.386	5/33.348 10/5:32.137	3/35.368 10/5:21.437	8/40.967 8/5:37.028	1/27.886 10/5:05.237		4/32.079 10/5:25.162	
9]	6/31.580 9/5:01.034	2/32.670 10/5:09.311	7/39.961 8/5:01.306	5/32.109 10/5:30.911	4/37.832 10/5:27.755		1/29.236 10/5:03.811		3/30.866 10/5:23.333	
10]		2/30.480 10/5:08.087		5/33.675 10/5:31.005	4/30.462 10/5:25.044		1/28.338 10/5:01.077		3/30.780 10/5:21.078	

Top Qualifiers	Qual#	Laps	Race Time	Behind	Rnd	Race	Pos In Race	Fast Lap	Best 3 Consecutive
Nelson Garcia	1	11	5:27.792		1	1	1	28.470	88.546
Kevin Bates	2	10	5:08.865		2	1	2	28.528	87.612
Luis Perez	3	10	5:09.413	0.548	1	2	1	28.873	87.771
Stephen Hernandez	4	10	5:13.613	4.200	1	1	2	29.995	91.777
Chase Powell	5	10	5:21.776	8.163	2	1	3	29.124	92.867
Reuben Diaz	6	10	5:26.655	4.879	1	2	2	29.744	91.300
Italo Ramos	7	10	5:28.098	1.443	1	2	3	30.385	93.979
Carl Masch	8	10	5:31.499	3.401	2	1	5	30.778	95.469
Austin Smith	9	10	5:32.532	1.033	1	2	4	30.707	93.646



#87690
5/16/2021

Rnd	2
ID: 10	2

TQ: Luis Perez 11/5: 25.367

E Buggy

Pos	Driver Name	Laps	Time	Behind	Fast	Average			Rank	Laps in 1st, 2nd, 3rd	ID: 10 Q#
						Top 5	Top 10	Top 15			
④ 1.	Luis Perez	11	5:25.367		[27.725]	28.401	29.280	22/40	11 0 0	1	
① 2.	Dexter Smith	10	5:02.949		28.446	29.133	30.295	1/16	0 4 1	3	
③ 3.	Italo Ramos	10	5:08.483	5.534	29.223	29.652	30.848	1/2	0 2 4	4	
② 4.	Austin Smith	10	5:12.204	3.721	29.387	29.944	31.220	26/43	0 4 5	6	
⑤ 5.	Nick Reed	9	5:14.849		30.492	33.407		2/4	- - -	13	
⑦ 6.	Chris Mahfood	9	5:17.213	2.364	31.210	33.399		7/14	- - -	12	
⑧ 7.	Wesley Ramsdell	9	5:43.855	26.642	31.311	34.346		8/14	- - -	16	
⑨ 8.	Reuben Diaz	7	3:54.168		28.835	31.299		10/10	- - -	9	
⑥ 9.	Camiilo Ortiz	0							- - -	18	

See all of your Practice Laps / Racing / Heat Sheets / TQ / Graphs and more on RCScoringPro.com

	① Dexter Smith	② Austin Smith	③ Italo Ramos	④ Luis Perez	⑤ Nick Reed	⑥ Camilo Ortiz	⑦ Chris Mahfood	⑧ Wesley Ramsdell	⑨ Reuben Diaz	⑩
1]	4/30.369 10/5:03.007	2/29.426 11/5:23.073	3/30.055 10/5:00.005	1/28.312 11/5:11.041	6/35.266 9/5:17.043		5/31.210 10/5:12.001	8/45.890 7/5:21.023	7/43.623 7/5:05.034	
2]	4/31.993 10/5:11.008	2/29.387 11/5:23.455	3/29.223 11/5:26.004	1/29.322 11/5:16.965	5/30.492 10/5:28.008		6/35.607 9/5:00.069	8/35.321 8/5:24.084	7/32.243 8/5:03.048	
3]	3/29.412 10/5:05.009	2/30.300 11/5:26.736	4/32.957 10/5:07.433	1/29.219 11/5:18.045	5/36.804 9/5:07.068		6/36.926 9/5:11.022	8/35.612 8/5:11.052	7/33.212 9/5:27.024	
4]	4/30.902 10/5:06.007	2/32.505 10/5:04.005	3/30.079 10/5:05.775	1/29.640 11/5:20.347	7/36.264 9/5:12.367		5/32.613 9/5:06.081	8/37.151 8/5:07.094	6/29.202 9/5:11.013	
5]	2/28.927 10/5:03.002	3/30.850 10/5:04.094	4/30.997 10/5:06.062	1/32.568 11/5:27.932	6/36.500 9/5:15.594		7/39.023 9/5:15.684	8/31.311 9/5:33.504	5/33.007 9/5:08.322	
6]	2/30.539 10/5:03.566	3/29.757 10/5:03.007	4/29.488 10/5:04.666	1/30.482 11/5:29.156	6/33.513 9/5:13.026		7/35.400 9/5:16.017	8/33.970 9/5:28.875	5/28.835 9/5:00.018	
7]	4/33.479 10/5:08.028	3/32.660 10/5:06.971	2/30.004 10/5:04.304	1/27.725 11/5:25.071	6/34.454 9/5:12.801		7/32.743 9/5:13.097	8/35.516 9/5:27.561	5/34.046 9/5:01.075	
8]	4/30.208 10/5:07.287	3/30.884 10/5:07.212	2/30.368 10/5:03.962	1/28.321 11/5:23.936	5/33.314 9/5:11.186		6/38.661 9/5:17.452	7/44.127 9/5:36.262		
9]	2/28.446 10/5:04.755	3/33.137 10/5:09.009	4/35.822 10/5:09.988	1/29.106 11/5:23.051	5/38.242 9/5:14.085		6/35.030 9/5:17.021	7/44.957 8/5:05.644		
10]	2/28.674 10/5:02.095	4/33.298 10/5:12.002	3/29.490 10/5:08.048	1/28.544 11/5:22.564						
11]				1/32.128 11/5:25.037						

Top Qualifiers	Qual#	Laps	Race Time	Behind	Rnd	Race	Pos In Race	Fast Lap	Best 3 Consecutive
Luis Perez	1	11	5:25.367		2	2	1	27.725	85.152
Nelson Garcia	2	11	5:27.792	2.425	1	1	1	28.470	88.546
Dexter Smith	3	10	5:02.949		2	2	2	28.446	87.328
Italo Ramos	4	10	5:08.483	5.534	2	2	3	29.223	89.860
Kevin Bates	5	10	5:08.865	0.382	2	1	2	28.528	87.612
Austin Smith	6	10	5:12.204	3.339	2	2	4	29.387	89.113
Stephen Hernandez	7	10	5:13.613	1.409	1	1	2	29.995	91.777
Chase Powell	8	10	5:21.776	8.163	2	1	3	29.124	92.867
Reuben Diaz	9	10	5:26.655	4.879	1	2	2	29.744	91.300



#87690
5/16/2021

Rnd	2	3
-----	----------	----------

TQ: Kevin Bates 10/5:19.453

4WD Modified Buggy

Pos	Driver Name	Laps	Time	Behind	Fast	Average			Rank	Laps in 1st, 2nd, 3rd	ID: 2 Q#
						Top 5	Top 10	Top 15			
⑤ 1.	Joel Gardner	10	5:24.548		29.984	30.629	32.454	5/16	8 1 1	4	
⑦ 2.	Nelson Garcia	10	5:29.848	5.300	29.182	31.494	32.984	17/25	0 5 4	7	
⑧ 3.	Kevin Bates	10	5:31.620	1.772	30.350	31.357	33.162	11/16	2 4 4	1	
② 4.	Miller Froyd	9	5:03.469		31.013	32.216		18/29	- - -	2	
① 5.	Rick Jacobs	9	5:13.469	10.000	31.732	33.205		2/2	0 0 1	5	
④ 6.	Richard Blume	8	5:37.021		34.668	38.866		39/54	- - -	14	
⑨ 7.	Matt McGuire	7	5:03.544		37.943	41.812		8/14	- - -	13	

See all of your Practice Laps / Racing / Heat Sheets / TQ / Graphs and more on RCScoringPro.com

	① Rick Jacobs	② Miller Froyd	③	④ Richard Blume	⑤ Joel Gardner	⑥	⑦ Nelson Garcia	⑧ Kevin Bates	⑨ Matt McGuire	⑩
1]	3/32.296 10/5:23.323	5/32.720 10/5:27.002		6/35.368 9/5:18.033	2/31.440 10/5:14.004		4/32.641 10/5:26.004	1/31.094 10/5:10.009	7/41.056 8/5:28.048	
2]	5/35.155 9/5:03.525	4/32.662 10/5:26.009		6/40.183 8/5:02.002	3/30.864 10/5:11.005		2/29.182 10/5:09.001	1/30.350 10/5:07.002	7/44.311 8/5:41.048	
3]	5/31.732 10/5:30.006	4/31.013 10/5:21.333		6/46.459 8/5:25.036	1/30.169 10/5:08.233		2/31.050 10/5:09.566	3/32.503 10/5:13.166	7/45.480 7/5:05.316	
4]	5/36.048 9/5:04.267	4/32.622 10/5:22.055		6/44.137 8/5:32.003	1/30.691 10/5:07.009		3/33.168 10/5:15.001	2/30.767 10/5:11.775	7/44.004 7/5:05.987	
5]	5/34.441 9/5:05.406	4/34.596 10/5:27.022		6/43.633 8/5:35.648	1/29.984 10/5:06.003		2/31.890 10/5:15.086	3/33.605 10/5:16.064	7/49.000 7/5:13.039	
6]	5/35.106 9/5:07.017	4/32.067 10/5:26.133		6/52.092 7/5:05.515	1/31.692 10/5:08.066		3/33.985 10/5:19.866	2/32.075 10/5:17.316	7/41.750 7/5:09.866	
7]	5/38.028 9/5:12.184	4/34.853 10/5:29.328		6/34.668 8/5:38.902	1/36.186 10/5:15.757		3/36.957 10/5:26.957	2/35.056 10/5:22.071	7/37.943 7/5:03.054	
8]	5/32.452 9/5:09.667	4/36.204 9/5:00.082		6/40.481 8/5:37.002	1/34.284 10/5:19.137		3/33.146 10/5:27.525	2/36.473 10/5:27.004		
9]	5/38.211 9/5:13.047	4/36.732 9/5:03.047			1/33.689 10/5:21.111		2/32.711 10/5:27.477	3/34.367 10/5:29.211		
10]					1/35.549 10/5:24.055		2/35.118 10/5:29.085	3/35.330 10/5:31.062		

Top Qualifiers	Qual#	Laps	Race Time	Behind	Rnd	Race	Pos In Race	Fast Lap	Best 3 Consecutive
Kevin Bates	1	10	5:19.453		1	3	1	30.071	92.687
Miller Froyd	2	10	5:22.554	3.101	1	3	2	29.759	91.583
Loren Kretschmar	3	10	5:23.987	1.433	1	4	1	30.974	96.500
Joel Gardner	4	10	5:24.548	0.561	2	3	1	29.984	90.844
Rick Jacobs	5	10	5:24.965	0.417	1	3	3	31.242	95.250
Austin Smith	6	10	5:26.419	1.454	1	4	2	30.731	94.754
Nelson Garcia	7	10	5:29.157	2.738	1	3	4	30.458	92.775
Dexter Smith	8	9	5:00.905		1	4	3	30.249	93.195
Nick Reed	9	9	5:05.187	4.282	1	4	4	30.905	95.073



#87690
5/16/2021

Rnd	4
	2

TQ: Kevin Bates 10/5: 19.453

4WD Modified Buggy

Pos	Driver Name	Laps	Time	Behind	Fast	Average			Rank	Laps in 1st, 2nd, 3rd	ID: 2 Q#
						Top 5	Top 10	Top 15			
①	Loren Kretschmar	10	5:28.494		[30.572]	31.429	32.849		16/28	3 6 1	3
⑥	Dustin Eich	9	5:06.096		31.869	32.494			7/11	0 1 4	10
⑤	Dexter Smith	9	5:07.722	1.626	32.930	33.394			24/27	0 1 4	8
⑧	Austin Smith	9	5:19.047	11.325	31.449	33.890			37/41	- - -	6
④	John Hancock	9	5:23.697	4.650	32.795	34.240			24/46	- - -	12
⑦	Nick Reed	9	5:27.727	4.030	31.785	34.274			9/10	- - -	9
②	Joe Baio	9	5:29.841	2.114	31.289	34.143			49/56	- - -	11
③	Italo Ramos	8	5:08.114		30.899	32.255			2/2	7 1 0	13

See all of your Practice Laps / Racing / Heat Sheets / TQ / Graphs and more on RCScoringPro.com

	① Loren Kretschmar	② Joe Baio	③ Italo Ramos	④ John Hancock	⑤ Dexter Smith	⑥ Dustin Eich	⑦ Nick Reed	⑧ Austin Smith	⑨	⑩
1]	1/32.624 10/5:26.002	5/36.741 9/5:30.066	2/33.145 10/5:31.005	8/39.304 8/5:14.004	3/33.703 9/5:03.003	6/38.348 8/5:06.008	4/34.626 9/5:11.067	7/38.532 8/5:08.024		
2]	2/33.386 10/5:30.005	6/36.513 9/5:29.625	1/32.456 10/5:28.328	8/37.165 8/5:05.088	3/33.378 9/5:01.086	5/33.374 9/5:22.074	4/36.791 9/5:21.039	7/35.989 9/5:35.034		
3]	3/36.305 9/5:06.096	7/37.320 9/5:31.071	1/33.266 10/5:29.566	8/35.657 9/5:36.039	2/32.948 9/5:00.009	4/32.454 9/5:12.054	5/35.881 9/5:21.009	6/33.875 9/5:25.002		
4]	2/31.267 9/5:00.555	7/35.174 9/5:27.937	1/32.953 10/5:29.055	8/37.188 9/5:35.947	3/34.014 9/5:01.059	4/31.869 9/5:06.009	5/31.785 9/5:12.093	6/35.966 9/5:24.081		
5]	2/30.572 10/5:28.003	6/34.149 9/5:23.082	1/30.899 10/5:25.044	8/32.795 9/5:27.798	4/36.171 9/5:06.378	3/32.897 9/5:04.092	5/38.592 9/5:19.824	7/36.228 9/5:25.062		
6]	2/35.473 10/5:32.716	8/43.405 9/5:34.095	1/31.904 10/5:24.366	6/33.811 9/5:23.088	4/35.180 9/5:08.085	3/34.006 9/5:04.425	7/41.767 9/5:29.016	5/34.960 9/5:23.325		
7]	2/31.406 10/5:30.042	7/31.289 9/5:27.033	1/33.066 10/5:25.271	5/35.317 9/5:23.022	4/34.126 9/5:07.954	3/31.879 9/5:01.924	8/37.266 9/5:30.055	6/38.847 9/5:27.085		
8]	2/33.557 10/5:30.737	8/41.658 9/5:33.281	1/34.199 10/5:27.362	5/33.624 9/5:20.467	4/32.930 9/5:06.506	3/35.015 9/5:03.057	7/32.291 9/5:25.125	6/33.201 9/5:23.055		
9]	1/32.155 10/5:29.722	8/33.592 9/5:29.084	4/46.226 9/5:08.011	6/38.836 9/5:23.007	3/35.272 9/5:07.072	2/36.254 9/5:06.001	7/38.728 9/5:27.073	5/31.449 9/5:19.005		
10]	1/31.749 10/5:28.049									

Top Qualifiers	Qual#	Laps	Race Time	Behind	Rnd	Race	Pos In Race	Fast Lap	Best 3 Consecutive
Kevin Bates	1	10	5:19.453		1	3	1	30.071	92.687
Miller Froyd	2	10	5:22.554	3.101	1	3	2	29.759	91.583
Loren Kretschmar	3	10	5:23.987	1.433	1	4	1	30.974	96.500
Joel Gardner	4	10	5:24.548	0.561	2	3	1	29.984	90.844
Rick Jacobs	5	10	5:24.965	0.417	1	3	3	31.242	95.250
Austin Smith	6	10	5:26.419	1.454	1	4	2	30.731	94.754
Nelson Garcia	7	10	5:29.157	2.738	1	3	4	30.458	92.775
Dexter Smith	8	9	5:00.905		1	4	3	30.249	93.195
Nick Reed	9	9	5:05.187	4.282	1	4	4	30.905	95.073



#87690
5/16/2021

Rnd	5
2	

TQ: Teddy Davis 9/5:08.973

Pro4 Modified

Pos	Driver Name	Laps	Time	Behind	Fast	Average			Rank	Laps in 1st, 2nd, 3rd	ID: 160 Q#
						Top 5	Top 10	Top 15			
⑥ 1.	Teddy Davis	9	5:08.973		[31.269]	32	726		16/32	5 1 1	1
⑦ 2.	Wesley Ramsdell	9	5:13.331	4.358	32.268	33	736		2/23	0 8 1	2
⑨ 3.	Carl Masch	9	5:27.030	13.699	32.678	35	031		4/19	1 0 7	3
⑤ 4.	Richard Louis	9	5:33.734	6.704	34.243	35	928		23/31	3 0 0	4
⑧ 5.	Frank Buctkus	8	5:31.826		37.137	39	177		5/20	- - -	6
④ 6.	Collin Eich	7	5:21.072		41.361	43	530		1/2	- - -	7
② 7.	Camiiolo Ortiz	5	5:06.798		34.979	61	359		15/17	- - -	5

See all of your Practice Laps / Racing / Heat Sheets / TQ / Graphs and more on RCScoringPro.com

	①	②	③	④	⑤	⑥	⑦	⑧	⑨	⑩
	Camiiolo Ortiz		Collin Eich	Richard Louis	Teddy Davis	Wesley Ramsdell	Frank Buctkus	Carl Masch		
1]	7/161.277 2/5:22.056		5/44.179 7/5:09.026	1/34.243 9/5:08.016	2/35.087 9/5:15.081	3/36.682 9/5:30.012	6/44.581 7/5:12.006	4/37.514 8/5:00.008		
2]	7/35.592 4/6:33.074		6/46.042 7/5:15.077	1/36.326 9/5:17.565	4/39.306 9/5:34.755	2/35.099 9/5:23.001	5/37.695 8/5:29.012	3/34.633 9/5:24.675		
3]	7/38.713 4/5:14.106		6/41.361 7/5:07.002	1/36.332 9/5:20.007	4/34.969 9/5:28.008	2/35.389 9/5:21.051	5/43.541 8/5:35.052	3/36.116 9/5:24.078		
4]	7/34.979 5/5:38.002		6/46.674 7/5:11.955	4/39.200 9/5:28.725	3/35.977 9/5:27.015	2/36.784 9/5:23.887	5/37.406 8/5:26.044	1/35.151 9/5:22.672		
5]	7/36.237 5/5:06.008		6/42.006 7/5:08.364	4/36.745 9/5:29.013	1/31.269 9/5:17.898	2/35.793 9/5:23.055	5/40.107 8/5:25.328	3/36.778 9/5:24.342		
6]			6/44.066 7/5:08.385	4/37.138 9/5:29.097	1/32.605 9/5:13.815	2/32.487 9/5:18.345	5/47.189 8/5:34.026	3/36.581 9/5:25.155		
7]			6/56.744 7/5:21.007	4/39.626 9/5:33.784	1/33.322 9/5:11.824	2/33.762 9/5:16.285	5/37.137 8/5:28.754	3/32.678 9/5:20.721		
8]				4/35.996 9/5:32.561	1/32.722 9/5:09.667	2/35.067 9/5:16.192	5/44.170 8/5:31.083	3/37.014 9/5:22.267		
9]				4/38.128 9/5:33.073	1/33.716 9/5:08.097	2/32.268 9/5:13.033		3/40.565 9/5:27.003		

Top Qualifiers	Qual#	Laps	Race Time	Behind	Rnd	Race	Pos In Race	Fast Lap	Best 3 Consecutive
Teddy Davis	1	9	5:08.973		2	5	1	31.269	97.196
Wesley Ramsdell	2	9	5:13.331	4.358	2	5	2	32.268	101.097
Carl Masch	3	9	5:27.030	13.699	2	5	3	32.678	105.900
Richard Louis	4	9	5:33.734	6.704	2	5	4	34.243	106.901
Camiiolo Ortiz	5	8	5:07.234		1	5	4	35.063	109.321
Frank Buctkus	6	8	5:28.562	21.328	1	5	5	36.826	117.617
Collin Eich	7	7	5:21.072		2	5	6	41.361	130.041



#87690
5/16/2021

Rnd	6
2	

TQ: Dustin Eich 10/5: 27.998

2WD Stock Buggy

Pos	Driver Name	Laps	Time	Behind	Fast	Average			Rank	Laps in 1st, 2nd, 3rd	ID: 1 Q#
						Top 5	Top 10	Top 15			
⑥ 1.	Dustin Eich	10	5:27.998		[31.317]	32.348	32.799		1/11	10 0 0	1
① 2.	Miller Froyd	9	5:16.000		32.850	33.569			7/32	0 8 1	3
④ 3.	Mke Honcho	9	5:32.190	16.190	35.229	35.518			11/32	0 1 7	6
⑤ 4.	Matt McGuire	8	5:03.995		34.935	36.476			1/14	- - -	8
③ 5.	Steve Smith	8	5:05.461	1.466	35.062	36.564			20/31	0 0 1	10
⑦ 6.	Pedro Dominguez	8	5:15.006	9.545	37.717	38.257			12/23	- - -	12
② 7.	Tyler Diaz	6	5:50.359		52.735	57.148			6/17	- - -	14
⑧ 8.	Frank Buctkus	0							7/6	- - -	



See all of your Practice Laps / Racing / Heat Sheets / TQ / Graphs and more on RCScoringPro.com

	① Miller Froyd	② Tyler Diaz	③ Steve Smith	④ Mke Honcho	⑤ Matt McGuire	⑥ Dustin Eich	⑦ Pedro Dominguez	⑧ Frank Buctkus	⑨	⑩
1]	2/35.968 9/5:23.073	7/52.735 6/5:16.038	3/36.148 9/5:25.035	4/36.629 9/5:29.067	6/44.231 7/5:09.061	1/31.317 10/5:13.002	5/38.838 8/5:10.072			
2]	3/36.092 9/5:24.027	7/64.615 6/5:52.005	4/41.091 8/5:08.096	2/35.229 9/5:23.037	6/36.973 8/5:24.008	1/31.957 10/5:16.035	5/39.303 8/5:12.056			
3]	2/36.261 9/5:24.096	7/55.061 6/5:44.082	4/35.062 9/5:36.009	3/37.992 9/5:29.055	6/38.366 8/5:18.853	1/33.037 10/5:21.033	5/38.740 8/5:11.068			
4]	2/33.925 9/5:20.062	7/59.814 6/5:48.033	4/37.703 9/5:37.005	3/35.733 9/5:27.555	6/37.229 8/5:13.006	1/32.795 10/5:22.775	5/37.717 8/5:09.002			
5]	2/32.850 9/5:15.018	7/55.757 6/5:45.576	4/35.478 9/5:33.864	3/35.553 9/5:26.052	6/39.017 8/5:13.312	1/33.079 10/5:24.038	5/38.114 8/5:08.336			
6]	2/33.628 9/5:13.008	7/62.377 6/5:50.036	4/38.429 9/5:35.865	3/35.468 9/5:24.009	5/35.953 8/5:09.026	1/33.023 10/5:25.035	6/39.718 8/5:09.906			
7]	2/33.584 9/5:11.541		4/38.883 8/5:00.331	3/38.983 9/5:28.615	5/37.291 8/5:07.497	1/33.932 10/5:27.342	6/37.879 8/5:08.925			
8]	2/33.860 9/5:10.691		5/42.667 8/5:05.046	3/40.996 9/5:33.652	4/34.935 8/5:04.304	1/32.791 10/5:27.412	6/44.697 8/5:15.001			
9]	2/39.832 9/5:16.316			3/35.607 9/5:32.019		1/32.881 10/5:27.566				
10]						1/33.186 10/5:28.328				

Top Qualifiers	Qual#	Laps	Race Time	Behind	Rnd	Race	Pos In Race	Fast Lap	Best 3 Consecutive
Dustin Eich	1	10	5:27.998		2	6	1	31.317	96.311
Reuben Diaz	2	9	5:02.031		1	7	1	31.814	97.823
Miller Froyd	3	9	5:16.000	13.969	2	6	2	32.850	100.062
Nick Reed	4	9	5:16.549	0.549	1	7	2	34.132	103.246
Dexter Smith	5	9	5:20.053	3.504	1	7	3	32.670	102.697
Mike Honcho	6	9	5:32.190	12.137	2	6	3	35.229	106.754
Joel Gardner	7	8	5:01.563		1	7	4	33.969	106.230
Matt McGuire	8	8	5:03.995	2.432	2	6	4	34.935	108.179
Frank Buctkus	9	8	5:04.889	0.894	1	6	4	36.333	112.843



#87690
5/16/2021

Rnd	2	7
-----	----------	----------

TQ: Reuben Diaz 10/5: 24.487

2WD Stock Buggy

Pos	Driver Name	Laps	Time	Behind	Fast	Average			Rank	Laps in 1st, 2nd, 3rd	ID: 1 Q#
						Top 5	Top 10	Top 15			
⑧ 1.	Reuben Diaz	10	5:24.487		[31.648]	31.890	32.448		9/21	10 0 0	1
② 2.	Nick Reed	9	5:01.284		32.332	32.919			5/10	0 6 3	3
⑦ 3.	Dexter Smith	9	5:15.201	13.917	32.053	32.903			22/44	0 2 5	4
① 4.	Rick Jacobs	9	5:21.802	6.601	32.142	33.645			1/2	0 1 1	6
⑥ 5.	Joel Gardner	8	5:10.649		32.842	36.433			4/6	- - -	8
③ 6.	Richard Louis	8	5:30.567	19.918	39.526	40.598			14/27	- - -	13
⑤ 7.	Collin Eich	0							8/7	- - -	15

See all of your Practice Laps / Racing / Heat Sheets / TQ / Graphs and more on RCScoringPro.com

	① Rick Jacobs	② Nick Reed	③ Richard Louis	④	⑤ Collin Eich	⑥ Joel Gardner	⑦ Dexter Smith	⑧ Reuben Diaz	⑨	⑩
1]	3/33.695 9/5:03.003	2/32.725 10/5:27.003	6/42.576 8/5:40.064			5/38.888 8/5:11.012	4/34.715 9/5:12.048	1/32.226 10/5:22.003		
2]	2/32.142 10/5:29.002	3/33.277 10/5:30.330	6/41.549 8/5:36.048			5/36.767 8/5:02.064	4/32.166 9/5:00.096	1/32.626 10/5:24.025		
3]	4/40.256 9/5:18.027	2/32.332 10/5:27.766	6/39.966 8/5:30.906			5/36.341 9/5:36.336	3/34.765 9/5:04.095	1/31.648 10/5:21.666		
4]	4/33.650 9/5:14.415	3/35.431 9/5:00.096	6/41.074 8/5:30.032			5/32.842 9/5:25.089	2/32.053 9/5:00.825	1/31.838 10/5:20.085		
5]	4/38.268 9/5:20.418	3/33.455 9/5:00.996	6/42.091 8/5:31.616			5/40.023 9/5:32.748	2/32.192 10/5:31.078	1/32.759 10/5:22.002		
6]	4/36.554 9/5:21.084	2/33.827 9/5:01.575	6/42.907 8/5:33.546			5/37.328 9/5:33.285	3/36.787 9/5:04.002	1/32.232 10/5:22.216		
7]	4/33.328 9/5:18.715	2/32.944 9/5:00.844	6/39.526 8/5:31.074			5/44.963 8/5:05.314	3/33.390 9/5:03.518	1/31.817 10/5:21.642		
8]	4/38.495 9/5:22.188	2/33.973 9/5:01.455	6/40.878 8/5:30.057			5/43.497 8/5:10.065	3/41.029 9/5:11.737	1/35.192 10/5:25.425		
9]	4/35.414 9/5:21.008	2/33.320 9/5:01.028					3/38.104 9/5:15.002	1/32.020 10/5:24.844		
10]								1/32.129 10/5:24.049		

Top Qualifiers	Qual#	Laps	Race Time	Behind	Rnd	Race	Pos In Race	Fast Lap	Best 3 Consecutive
Reuben Diaz	1	10	5:24.487		2	7	1	31.648	96.112
Dustin Eich	2	10	5:27.998	3.511	2	6	1	31.317	96.311
Nick Reed	3	9	5:01.284		2	7	2	32.332	98.334
Dexter Smith	4	9	5:15.201	13.917	2	7	3	32.053	98.984
Miller Froyd	5	9	5:16.000	0.799	2	6	2	32.850	100.062
Rick Jacobs	6	9	5:21.802	5.802	2	7	4	32.142	106.048
Mike Honcho	7	9	5:32.190	10.388	2	6	3	35.229	106.754
Joel Gardner	8	8	5:01.563		1	7	4	33.969	106.230
Matt McGuire	9	8	5:03.995	2.432	2	6	4	34.935	108.179



#87690
5/16/2021

Rnd	8
2	

TQ: Loren Kretzschmar 10/5: 28.085

Tenth Scale Truggy

Pos	Driver Name	Laps	Time	Behind	Fast	Average			Rank	Laps in 1st, 2nd, 3rd	ID: 158 Q#
						Top 5	Top 10	Top 15			
8 1.	Loren Kretzschmar	10	5:28.085		[30.839]	31.426	32.808		32/44	10 0 0	1
2 2.	Miller Froyd	9	5:12.041		31.840	32.488			11/32	0 8 1	2
4 3.	Joe Baio	9	5:15.390	3.349	31.603	32.314			35/50	0 0 1	3
3 4.	John Hancock	9	5:21.002	5.612	31.497	32.684			23/47	0 0 3	4
6 5.	Steve Smith	9	5:28.140	7.138	32.650	33.990			19/30	0 1 3	6
10 6.	Pak Lee	9	5:31.225	3.085	32.656	34.471			11/19	- - -	7
1 7.	Mke Honcho	9	5:31.781	0.556	33.007	34.831			2/13	0 0 1	8
5 8.	Chris Mahfood	8	5:10.528		33.717	35.866			11/14	- - -	9
7 9.	Pedro Dominguez	8	5:13.091	2.563	34.723	37.221			11/16	- - -	5
9 10.	Camiilo Ortiz	8	5:14.416	1.325	35.793	36.929			1/2	- - -	10

See all of your Practice Laps / Racing / Heat Sheets / TQ / Graphs and more on RCScoringPro.com

	1 Mike Honcho	2 Miller Froyd	3 John Hancock	4 Joe Baio	5 Chris Mahfood	6 Steve Smith	7 Pedro Dominguez	8 Loren Kretzschmar	9 Camiilo Ortiz	10 Pak Lee
1]	4/35.808 9/5:22.029	3/33.912 9/5:05.019	6/36.543 9/5:28.086	7/40.407 8/5:23.028	5/36.418 9/5:27.078	2/33.323 10/5:33.002	8/42.750 8/5:42.342	1/32.896 10/5:29.329	10/44.988 7/5:14.093	9/43.440 7/5:04.008
2]	3/35.088 9/5:19.005	2/32.407 10/5:31.006	8/42.703 8/5:17.317	7/38.466 8/5:15.048	4/35.514 9/5:23.685	5/38.811 9/5:24.585	9/37.311 8/5:20.024	1/31.131 10/5:20.015	10/35.793 8/5:23.012	6/34.501 8/5:11.076
3]	4/36.541 9/5:22.032	2/33.675 10/5:33.003	5/32.738 9/5:35.094	8/37.376 8/5:10.310	6/40.489 9/5:37.026	3/33.251 9/5:16.017	10/40.534 8/5:21.006	1/31.723 10/5:19.166	9/37.353 8/5:15.013	7/34.875 8/5:00.853
4]	7/40.483 9/5:32.082	2/37.047 9/5:08.034	4/32.895 9/5:25.098	6/31.603 9/5:32.662	5/33.717 9/5:28.815	3/32.650 9/5:10.567	9/34.723 8/5:10.064	1/35.611 10/5:28.004	10/39.815 8/5:15.009	8/35.382 9/5:33.045
5]	7/37.311 9/5:33.414	2/38.792 9/5:16.494	4/34.351 9/5:22.614	5/32.826 9/5:25.224	8/50.751 8/5:15.024	3/40.121 9/5:20.688	9/43.659 8/5:18.368	1/34.517 10/5:31.076	10/44.967 8/5:24.672	6/35.962 9/5:31.488
6]	7/33.007 9/5:27.036	2/31.840 9/5:11.505	3/31.943 9/5:16.755	5/31.823 9/5:18.075	9/39.956 8/5:15.786	4/34.263 9/5:18.063	8/37.487 8/5:15.028	1/33.718 10/5:32.666	10/37.361 8/5:20.373	6/32.656 9/5:25.023
7]	5/34.710 9/5:25.221	2/32.295 9/5:08.532	3/31.497 9/5:12.004	4/32.109 9/5:14.498	8/33.769 8/5:09.268	6/41.918 9/5:27.008	10/40.575 8/5:16.617	1/30.839 10/5:29.185	9/36.078 8/5:15.084	7/40.603 9/5:30.968
8]	5/35.545 9/5:24.551	2/32.224 9/5:06.213	3/35.891 9/5:13.038	4/37.569 9/5:17.452	8/39.914 8/5:10.053	6/37.337 9/5:28.128	9/36.052 8/5:13.009	1/32.174 10/5:28.262	10/38.061 8/5:14.042	7/34.943 9/5:28.905
9]	7/43.288 9/5:31.078	2/39.849 9/5:12.004	4/42.441 9/5:21.321	3/33.211 9/5:15.039		5/36.466 9/5:28.014		1/31.266 10/5:26.533		6/38.863 9/5:31.022
10]								1/34.210 10/5:28.008		

Top Qualifiers	Qual#	Laps	Race Time	Behind	Rnd	Race	Pos In Race	Fast Lap	Best 3 Consecutive
Loren Kretzschmar	1	10	5:28.085		2	8	1	30.839	94.279
Miller Froyd	2	9	5:12.041		2	8	2	31.840	96.359
Joe Baio	3	9	5:15.390	3.349	2	8	3	31.603	96.252
John Hancock	4	9	5:20.469	5.079	1	8	3	32.911	100.166
Pedro Dominguez	5	9	5:26.845	6.376	1	8	4	33.818	103.260
Steve Smith	6	9	5:28.140	1.295	2	8	5	32.650	104.712
Pak Lee	7	9	5:31.225	3.085	2	8	6	32.656	104.000
Mike Honcho	8	9	5:31.781	0.556	2	8	7	33.007	103.262
Chris Mahfood	9	8	5:10.528		2	8	8	33.717	109.720

⑪

⑫

⑬

⑭

⑮

⑯

⑰

⑱

⑲

⑳

Pak Lee

10]	3/31.474								
	13/7:18.321								
11]	3/34.509								
	13/7:20.056								
12]	3/30.592								
	13/7:17.200								
13]	5/46.417								
	13/7:30.065								



#87690
5/16/2021

Rnd	2
3	

TQ: Kevin Bates 10/5: 19.453

4WD Modified Buggy [B Main]

Pos	Driver Name	Laps	Time	Behind	Fast	Average			Rank	Laps in 1st, 2nd, 3rd	ID: 2 Q#
						Top 5	Top 10	Top 15			
⑤ 1.	Italo Ramos	10	5: 29.306		[29.920]	30.384	32.930		1/1	3 0 3	13
② 2.	Dustin Eich	10	5: 29.613	0.307	30.603	31.537	32.961		2/6	3 7 0	10
① 3.	Nick Reed	10	5: 32.535	2.922	31.060	31.707	33.253		6/7	4 3 3	9
⑧ 4.	Pak Lee	9	5: 00.825		30.234	31.955			14/23	0 0 4	
③ 5.	Joe Baio	9	5: 10.046	9.221	31.627	32.233			25/30	- - -	11
④ 6.	John Hancock	9	5: 28.321	18.275	31.491	34.750			11/23	- - -	12
⑥ 7.	Matt McGuire	8	5: 19.415		35.985	38.708			1/7	- - -	14
⑦ 8.	Richard Blume	8	5: 21.679	2.264	35.505	37.080			12/21	- - -	15

See all of your Practice Laps / Racing / Heat Sheets / TQ / Graphs and more on RCScoringPro.com

	① Nick Reed	② Dustin Eich	③ Joe Baio	④ John Hancock	⑤ Italo Ramos	⑥ Matt McGuire	⑦ Richard Blume	⑧ Pak Lee	⑨	⑩
1]	1/34.018 N/A	2/35.756 N/A	4/39.711 N/A	5/39.919 N/A	6/40.732 N/A	7/41.681 N/A	8/45.235 N/A	3/37.028 N/A		
2]	1/31.088 10/5:13.846	2/32.026 10/5:23.972	5/36.897 9/5:34.903	4/31.491 10/5:23.338	6/37.101 8/5:00.418	7/40.744 8/5:26.854	8/45.708 7/5:19.465	3/32.237 10/5:27.206		
3]	1/32.217 10/5:18.877	2/31.815 10/5:23.054	6/35.588 9/5:29.667	4/38.106 9/5:18.323	5/32.711 9/5:19.964	7/38.189 8/5:17.932	8/35.505 8/5:29.487	3/33.257 10/5:31.742		
4]	1/31.060 10/5:17.104	2/30.603 10/5:19.088	5/32.669 9/5:20.135	6/36.279 9/5:22.241	4/29.925 9/5:06.007	7/35.985 8/5:09.825	8/45.335 8/5:40.506	3/32.950 10/5:32.354		
5]	2/34.806 10/5:24.655	1/32.214 10/5:20.727	5/31.627 9/5:13.269	6/35.676 9/5:23.021	3/29.920 9/5:00.048	7/37.657 8/5:08.694	8/40.788 8/5:38.071	4/35.214 9/5:04.352		
6]	2/36.635 10/5:32.461	1/36.985 10/5:30.315	5/32.547 9/5:10.637	6/35.568 9/5:23.312	3/30.646 10/5:29.268	7/41.592 8/5:13.517	8/37.062 8/5:31.388	4/35.548 9/5:07.751		
7]	2/34.730 9/5:01.394	1/34.821 9/5:00.374	5/36.683 9/5:14.389	6/37.264 9/5:25.760	3/33.819 10/5:31.909	7/40.969 8/5:16.009	8/35.667 8/5:25.310	4/33.095 9/5:06.764		
8]	3/32.994 9/5:00.911	2/32.044 10/5:32.118	5/32.278 9/5:12.041	6/34.738 9/5:24.628	1/30.367 10/5:29.359	7/42.598 8/5:19.042	8/36.379 8/5:21.068	4/31.262 9/5:03.956		
9]	3/31.176 10/5:31.807	2/32.151 10/5:31.253	5/32.046 9/5:10.005	6/39.280 9/5:28.032	1/31.065 10/5:28.234			4/30.234 9/5:00.082		
10]	3/33.811 10/5:32.053	2/31.198 10/5:29.061			1/33.020 10/5:29.031					



#87690
5/16/2021

Rnd	3
ID: 1	3

TQ: Reuben Diaz 10/5: 24.487

2WD Stock Buggy [B Main]

Pos	Driver Name	Laps	Time	Behind	Fast	Average			Rank	Laps in 1st, 2nd, 3rd	ID: 1 Q#
						Top 5	Top 10	Top 15			
④ 1.	Pedro Dominguez	8	5:11.755		36.886	37.884			6/11	8 0 0	12
③ 2.	Steve Smith	8	5:17.827	6.072	35.513	36.770			9/15	0 5 2	11
① 3.	Matt McGuire	8	5:27.273	9.446	[35.190]	37.234			1/7	0 0 4	9
⑤ 4.	Richard Louis	8	5:46.742	19.469	39.455	40.818			10/15	0 3 2	13
⑥ 5.	Tyler Diaz	6	5:45.947		46.696	55.968			4/9	- - -	14
② 6.	Frank Buctkus	0							4/3	- - -	10
⑦ 7.	Collin Eich	0							5/4	- - -	15

See all of your Practice Laps / Racing / Heat Sheets / TQ / Graphs and more on RCScoringPro.com

	① Matt McGuire	② Frank Buctkus	③ Steve Smith	④ Pedro Dominguez	⑤ Richard Louis	⑥ Tyler Diaz	⑦ Collin Eich	⑧	⑨	⑩
1]	3/48.977 N/A		4/50.627 N/A	1/43.124 N/A	2/45.045 N/A	5/58.740 N/A				
2]	4/52.661 6/5:12.292		3/41.323 8/5:39.888	1/39.203 8/5:17.566	2/41.116 8/5:32.085	5/56.781 6/5:42.064				
3]	4/36.046 7/5:15.086		3/36.108 8/5:21.642	1/39.696 8/5:19.026	2/39.868 8/5:28.492	5/61.306 6/5:53.965				
4]	4/39.463 7/5:05.323		2/35.700 8/5:14.604	1/37.033 8/5:13.641	3/41.138 8/5:30.003	5/56.317 6/5:49.406				
5]	4/38.126 8/5:39.989		2/37.933 8/5:14.987	1/37.944 8/5:12.407	3/47.647 8/5:42.133	5/46.696 6/5:35.115				
6]	3/37.855 8/5:34.791		2/38.599 8/5:16.155	1/38.356 8/5:12.254	4/42.513 8/5:42.244	5/66.107 6/5:45.095				
7]	3/35.190 8/5:28.210		2/42.024 8/5:20.923	1/36.886 8/5:10.426	4/39.455 8/5:38.735					
8]	3/38.955 8/5:27.027		2/35.513 8/5:17.083	1/39.513 8/5:11.075	4/49.960 7/5:03.640					



#87690
5/16/2021

Rnd	4
3	

TQ: Kevin Bates 10/5: 19.453

4WD Modified Buggy [A Main]

Pos	Driver Name	Laps	Time	Behind	Average			Rank	Laps in 1st, 2nd, 3rd	ID: 2 Q#
					Fast	Top 5	Top 10			
⑥ 1.	Austin Smith	14	7:05.242		28.448	28.768	29.431	1/4	2 8 4	6
⑨ 2.	Italo Ramos	14	7:14.196	8.954	29.406	29.501	30.000	1/1	10 2 1	Bump
⑩ 3.	Dustin Eich	14	7:17.925	3.729	29.316	29.647	30.343	1/2	0 2 6	Bump
⑦ 4.	Nelson Garcia	14	7:31.787	13.862	27.956	28.777	30.237	4/4	0 0 2	7
④ 5.	Joel Gardner	13	7:08.253		29.674	30.274	31.503	1/1	0 0 1	4
② 6.	Miller Froyd	13	7:14.828	6.575	28.748	29.707	31.855	2/3	2 2 0	2
⑤ 7.	Rick Jacobs	13	7:23.335	8.507	31.030	31.570	32.676	1/1	- - -	5
⑧ 8.	Dexter Smith	11	6:16.595		[27.906]	28.953	32.780	3/4	- - -	8
① 9.	Kevin Bates	8	4:32.530		30.608	31.451		3/4	- - -	1
③ 10.	Loren Kretschmar	7	3:49.015		31.236	31.975		3/3	- - -	3



See all of your Practice Laps / Racing / Heat Sheets / TQ / Graphs and more on RCScoringPro.com

	① Kevin Bates	② Miller Froyd	③ Loren Kretschmar	④ Joel Gardner	⑤ Rick Jacobs	⑥ Austin Smith	⑦ Nelson Garcia	⑧ Dexter Smith	⑨ Italo Ramos	⑩ Dustin Eich
1]	10/40.947 N/A	1/32.789 N/A	6/35.321 N/A	3/33.509 N/A	8/39.746 N/A	2/33.151 N/A	9/40.355 N/A	7/39.644 N/A	4/34.254 N/A	5/35.312 N/A
2]	8/30.608 14/7:18.916	1/29.531 15/7:26.223	5/31.548 14/7:25.458	10/40.427 11/7:17.819	7/31.030 14/7:23.188	2/29.555 15/7:26.977	9/31.872 13/7:02.855	6/28.749 15/7:22.088	3/29.406 15/7:25.938	4/30.760 14/7:15.166
3]	8/32.973 13/7:02.445	2/31.916 14/7:12.220	5/31.236 14/7:23.449	7/29.674 13/7:34.115	10/38.334 12/7:01.248	3/32.242 14/7:14.844	9/32.833 13/7:08.585	6/34.239 14/7:29.053	1/29.464 15/7:26.316	4/30.897 14/7:16.089
4]	8/30.796 14/7:29.896	2/28.748 14/7:03.616	5/31.768 14/7:25.033	9/31.818 13/7:21.193	10/33.029 13/7:29.322	3/30.080 14/7:11.293	7/29.399 14/7:28.143	6/27.997 14/7:13.916	1/29.496 15/7:26.628	4/29.920 14/7:12.015
5]	9/36.529 13/7:13.656	5/39.114 13/7:00.722	6/32.426 14/7:28.002	8/30.643 13/7:11.192	10/32.904 13/7:25.628	3/32.163 14/7:16.277	7/28.183 14/7:17.781	4/28.833 14/7:09.046	1/32.571 14/7:07.296	2/29.316 14/7:08.230
6]	9/31.692 13/7:11.194	6/32.145 13/7:00.271	7/32.899 14/7:31.006	8/30.496 13/7:04.855	10/33.623 13/7:25.163	3/33.240 14/7:22.076	5/30.318 14/7:17.128	4/31.283 14/7:12.519	1/29.678 14/7:05.855	2/32.663 14/7:14.562
7]	9/37.795 13/7:21.733	8/40.844 13/7:17.391	5/33.817 13/7:02.699	6/34.090 13/7:07.811	10/38.492 12/7:00.005	2/29.189 14/7:17.167	3/28.120 14/7:11.925	7/42.145 13/7:06.136	1/29.862 14/7:05.285	4/32.759 14/7:19.001
8]	8/31.190 13/7:17.946	7/34.320 13/7:18.425		5/31.867 13/7:06.099	9/32.628 13/7:31.025	2/28.694 14/7:12.732	4/30.786 14/7:13.168	6/31.546 13/7:05.008	1/30.535 14/7:06.140	3/29.680 14/7:16.451
9]		7/28.972 13/7:11.175		5/29.748 13/7:01.650	8/31.606 13/7:27.212	2/29.480 14/7:10.689	3/27.956 14/7:09.485	6/27.906 14/7:30.275	1/29.890 14/7:05.726	4/29.869 14/7:14.847
10]		6/29.368 13/7:06.070		5/34.716 13/7:04.817	8/31.060 13/7:23.351	2/28.448 14/7:07.612	4/32.680 14/7:13.453	7/35.464 13/7:03.865	1/30.693 14/7:06.559	3/30.043 14/7:13.845
11]		6/36.320 13/7:10.326		5/32.375 13/7:04.530	7/31.526 13/7:20.826	2/32.298 14/7:10.156	4/32.856 14/7:16.861	8/48.789 13/7:23.991	1/29.462 14/7:05.626	3/29.452 14/7:12.277
12]		6/35.019 13/7:12.390		5/30.810 13/7:02.593	7/33.483 13/7:20.888	2/29.166 14/7:08.538	4/41.431 14/7:29.778		1/31.513 14/7:07.286	3/33.249 14/7:15.485
13]		6/35.742 13/7:14.083		5/38.080 13/7:08.025	7/35.874 13/7:23.034	1/28.778 14/7:06.757	4/30.228 14/7:28.408		2/33.666 14/7:11.009	3/33.176 14/7:18.082
14]						1/28.758 14/7:05.024	4/34.770 13/7:00.141		2/33.706 14/7:14.002	3/30.829 14/7:17.093



#87690
5/16/2021

Rnd	3	5
-----	----------	----------

TQ: Teddy Davis 9/5: 08.973

Pro4 Modified [A Main]

Pos	Driver Name	Laps	Time	Behind	Fast	Average			Rank	Laps in 1st, 2nd, 3rd	ID: 160 Q#
						Top 5	Top 10	Top 15			
⑤ 1.	Camiilo Ortiz	14	8:21.649		32.581	33.467	34.606	2/8	1 3 8	5	
② 2.	Wesley Ramsdell	14	8:27.648	5.999	[31.670]	32.558	34.378	3/11	0 9 4	2	
① 3.	Teddy Davis	13	7:35.058		32.480	33.042	33.982	14/19	12 1 0	1	
③ 4.	Carl Masch	13	8:13.248	38.190	32.263	33.144	34.664	2/10	1 1 1	3	
④ 5.	Richard Louis	13	8:20.419	7.171	34.945	35.795	36.856	10/15	- - -	4	
⑦ 6.	Collin Eich	10	8:25.798		42.267	44.555	50.579	1/1	- - -	7	
⑥ 7.	Frank Buctkus	6	4:16.585		36.816	40.818		8/10	- - -	6	

See all of your Practice Laps / Racing / Heat Sheets / TQ / Graphs and more on RCScoringPro.com

	① Teddy Davis	② Wesley Ramsdell	③ Carl Masch	④ Richard Louis	⑤ Camiilo Ortiz	⑥ Frank Buctkus	⑦ Collin Eich	⑧	⑨	⑩
1]	1/33.581 N/A	3/39.515 N/A	2/34.322 N/A	5/41.149 N/A	4/40.654 N/A	6/43.632 N/A	7/50.847 N/A			
2]	2/34.369 14/8:00.378	3/35.180 14/8:16.092	1/32.263 15/8:06.074	6/44.695 11/8:08.059	4/34.710 14/8:11.832	5/40.327 12/8:07.024	7/43.505 11/8:05.877			
3]	1/38.096 14/8:24.629	4/38.267 13/8:00.185	3/42.653 13/8:03.083	6/46.007 11/8:14.654	2/32.581 15/8:31.726	5/41.077 12/8:11.376	7/48.630 11/8:31.512			
4]	1/34.459 14/8:16.896	3/33.070 14/8:21.008	4/56.184 12/8:35.014	6/37.696 12/8:31.952	2/36.822 14/8:11.823	5/42.240 12/8:17.008	7/69.293 9/8:01.335			
5]	1/32.480 14/8:06.627	2/33.119 14/8:13.328	6/47.771 11/8:01.492	5/35.933 12/8:13.059	3/36.755 14/8:18.468	4/36.816 12/8:04.891	7/65.297 9/8:24.293			
6]	1/32.660 14/8:00.934	2/31.670 14/8:04.908	5/40.062 12/8:35.985	4/36.733 12/8:03.483	3/35.141 14/8:18.269	6/52.493 12/8:32.139	7/43.204 9/8:02.739			
7]	1/37.259 14/8:07.105	2/35.832 14/8:08.307	5/35.232 12/8:20.296	4/38.475 12/8:00.307	3/41.349 14/8:31.592		6/47.438 10/8:46.891			
8]	1/33.652 14/8:04.827	2/33.158 14/8:05.777	5/32.647 12/8:05.020	4/35.921 13/8:33.367	3/33.840 14/8:27.160		6/42.267 10/8:33.232			
9]	1/32.841 14/8:01.786	2/43.158 14/8:20.129	5/33.738 13/8:35.144	4/35.716 13/8:27.905	3/35.501 14/8:26.535		6/48.954 10/8:30.514			
10]	1/35.071 14/8:02.642	2/37.509 14/8:23.131	5/36.609 13/8:30.532	4/34.945 13/8:22.643	3/35.982 14/8:26.741		6/46.363 10/8:25.008			
11]	1/35.585 14/8:03.990	2/31.773 14/8:18.070	5/33.734 13/8:23.387	4/36.460 13/8:20.246	3/32.739 14/8:22.694					
12]	1/35.129 14/8:04.561	3/40.047 14/8:23.715	4/34.695 13/8:18.599	5/37.878 13/8:19.833	2/35.346 14/8:22.468					
13]	1/39.876 14/8:10.183	2/34.206 14/8:22.082	4/33.338 13/8:13.025	5/38.811 13/8:20.042	3/36.760 14/8:23.807					
14]		2/41.144 14/8:27.065			1/33.469 14/8:21.065					



#87690
5/16/2021

Rnd	6
3	

TQ: Luis Perez 11/5.25.367

E Buggy [A Main]

Pos	Driver Name	Laps	Time	Behind	Fast	Average			Rank	Laps in 1st, 2nd, 3rd	ID: 10 Q#
						Top 5	Top 10	Top 15			
②	1. Nelson Garcia	20	10:03.033		27.574	27.870	28.259	28.877	15/25	19 1 0	2
⑥	2. Austin Smith	20	10:07.677	4.644	27.431	27.984	28.533	29.125	10/21	0 1 9	6
⑦	3. Stephen Hernandez	20	10:07.936	0.259	28.271	28.518	28.737	29.129	13/19	0 13 2	7
①	4. Luis Perez	20	10:16.829	8.893	[26.997]	27.498	28.081	28.925	14/21	0 1 0	1
⑤	5. Kevin Bates	20	10:27.223	10.394	28.283	28.912	29.498	30.262	9/21	1 4 5	5
⑧	6. Chase Powell	19	10:07.657		29.250	29.929	30.542	31.243	1/1	0 0 4	8
⑩	7. Rick Jacobs	18	10:28.999		30.367	31.391	32.293	33.627	1/1	- - -	Bump
④	8. Italo Ramos	15	10:11.655		29.073	29.634	30.299	40.777	1/1	- - -	4
⑨	9. Teddy Davis	13	10:34.622		27.988	29.804	31.342		7/8	- - -	Bump
③	10. Dexter Smith	5	4:40.179		35.561	56.035			5/5	- - -	3

See all of your Practice Laps / Racing / Heat Sheets / TQ / Graphs and more on RCScoringPro.com

	① Luis Perez	② Nelson Garcia	③ Dexter Smith	④ Italo Ramos	⑤ Kevin Bates	⑥ Austin Smith	⑦ Stephen Hernandez	⑧ Chase Powell	⑨ Teddy Davis	⑩ Rick Jacobs
1]	2/30.072 N/A	1/29.536 N/A	7/38.762 N/A	4/33.189 N/A	3/31.384 N/A	9/41.036 N/A	10/41.571 N/A	5/34.389 N/A	6/35.482 N/A	8/40.437 N/A
2]	8/43.301 15/10:36.244	1/33.797 18/10:04.034	10/41.133 15/10:14.554	4/34.707 18/10:23.276	2/32.208 19/10:11.092	7/29.620 20/10:03.892	6/28.641 21/10:14.351	3/32.614 19/10:21.387	5/33.906 18/10:11.918	9/39.300 16/10:29.982
3]	8/30.917 17/10:23.816	1/27.574 20/10:12.589	10/35.561 16/10:13.997	4/29.720 19/10:13.068	2/28.944 20/10:12.366	7/29.492 20/10:02.619	6/29.608 21/10:24.061	3/30.533 19/10:02.748	5/30.107 19/10:11.644	9/31.203 17/10:04.461
4]	8/28.646 18/10:12.990	2/32.756 20/10:25.654	10/122.759 10/10:37.136	5/30.159 19/10:00.735	1/30.146 20/10:09.592	7/29.105 21/10:29.129	6/28.666 21/10:21.031	3/29.250 20/10:19.595	4/27.988 20/10:18.136	9/35.349 17/10:04.986
5]	7/28.485 19/10:21.138	1/27.688 20/10:08.152	10/41.964 11/10:42.307	5/30.988 20/10:29.651	2/31.256 20/10:13.525	8/32.656 20/10:15.187	4/28.753 21/10:19.916	3/30.069 20/10:16.078	6/31.396 20/10:21.622	9/31.337 18/10:23.507
6]	7/32.223 19/10:18.916	1/28.483 20/10:00.653		9/169.801 11/10:23.931	2/30.329 20/10:12.350	5/29.487 20/10:12.419	3/28.694 21/10:19.007	4/33.875 20/10:28.484	6/34.191 19/10:02.798	8/32.801 18/10:18.413
7]	5/27.885 19/10:04.446	1/30.162 20/10:01.005		9/31.621 12/10:32.690	3/33.845 20/10:22.683	4/28.755 20/10:08.230	2/29.365 21/10:20.667	7/34.367 19/10:06.522	6/30.352 20/10:30.619	8/30.367 18/10:08.103
8]	5/31.279 19/10:02.826	1/28.761 21/10:27.318		9/34.303 12/10:00.947	3/30.202 20/10:20.183	4/31.783 20/10:13.462	2/32.438 20/10:01.172	6/31.177 19/10:04.940	7/34.056 19/10:06.334	8/34.982 18/10:11.984
9]	5/30.330 20/10:31.108	1/28.600 21/10:24.096		9/29.712 13/10:19.705	3/29.792 20/10:17.358	4/28.975 20/10:10.736	2/30.341 20/10:03.279	7/31.884 19/10:05.373	6/30.536 19/10:03.067	8/33.059 18/10:10.772
10]	5/26.997 20/10:21.326	1/28.241 21/10:20.789		9/29.073 14/10:39.972	3/29.956 20/10:15.477	4/27.594 20/10:05.682	2/28.271 20/10:00.548	7/36.374 19/10:14.671	6/32.032 19/10:04.618	8/31.805 18/10:07.487
11]	4/32.709 20/10:24.331	1/34.608 20/10:00.816		9/36.664 14/10:26.965	5/38.428 20/10:30.085	3/31.379 20/10:08.839	2/33.116 20/10:07.560	7/31.090 19/10:12.604	6/30.038 19/10:01.758	8/32.768 18/10:06.491
12]	4/29.959 20/10:22.056	1/28.755 21/10:28.488		9/29.657 14/10:08.026	5/33.974 19/10:02.599	3/29.095 20/10:07.484	2/28.677 20/10:05.644	7/30.080 19/10:09.261	6/33.009 19/10:04.295	8/44.818 18/10:24.298
13]	4/39.517 19/10:03.444	1/27.701 21/10:24.742		8/30.009 15/10:35.668	5/33.636 19/10:05.458	3/32.168 20/10:11.216	2/32.130 20/10:09.511	6/33.112 19/10:11.020	9/251.529 13/10:34.062	7/37.174 18/10:28.301
14]	4/27.608 20/10:29.095	1/32.986 21/10:29.711		8/31.550 15/10:23.300	5/28.283 19/10:00.455	3/28.672 20/10:09.258	2/28.337 20/10:07.243	6/33.601 19/10:13.201		7/32.245 18/10:25.240
15]	4/27.778 20/10:24.009	1/28.639 21/10:27.756		8/30.502 15/10:11.065	5/33.400 19/10:02.750	3/28.694 20/10:07.607	2/29.018 20/10:06.222	6/30.930 19/10:11.624		7/34.674 18/10:25.580
16]	4/30.470 20/10:23.008	1/29.884 21/10:27.714			5/29.291 20/10:31.386	3/30.994 20/10:09.103	2/31.742 20/10:08.783	6/30.691 19/10:09.970		7/39.329 18/10:31.145
17]	4/27.411 20/10:18.499	1/30.765 21/10:28.791			5/29.748 20/10:29.214	3/33.158 20/10:12.964	2/29.088 20/10:07.876	6/29.715 19/10:07.420		7/32.837 18/10:29.107
18]	4/35.202 20/10:23.227	1/35.729 20/10:05.274			5/32.722 20/10:30.617	3/27.431 20/10:09.978	2/29.225 20/10:07.222	6/31.909 19/10:07.499		7/34.514 18/10:29.629
19]	4/28.341 20/10:20.188	1/30.221 20/10:05.187			5/28.296 20/10:27.198	3/30.053 20/10:10.100	2/29.243 20/10:06.661	6/31.997 19/10:07.066		
20]	4/27.699 20/10:16.083	1/28.147 20/10:03.003			5/31.383 20/10:27.022	2/27.530 20/10:07.068	3/31.012 20/10:07.094			







#87690
5/16/2021

Rnd.	3
	8

TQ: Loren Kretzschmar 10/5: 28.085

Tenth Scale Truggy [A Main]

Pos	Driver Name	Laps	Time	Behind	Fast	Average			Rank	Laps in 1st, 2nd, 3rd	ID: 158 Q#
						Top 5	Top 10	Top 15			
② 1.	Miller Froyd	14	7:09.665		999.000				1/4	- - -	2
 ① 2.	Loren Kretzschmar	13	7:06.710		[999.000]				1/2	- - -	1
⑦ 3.	Pak Lee	13	7:19.121	12.411	999.000				1/2	- - -	7
 ③ 4.	Joe Baio	13	7:20.578	1.457	999.000				2/4	- - -	3
⑥ 5.	Steve Smith	12	7:09.158		999.000				1/4	- - -	6
 ⑤ 6.	Pedro Dominguez	12	7:12.927	3.769	999.000				1/2	- - -	5
⑨ 7.	Chris Mahfood	12	7:16.455	3.528	999.000				1/2	- - -	9
④ 8.	John Hancock	12	7:26.814	10.359	999.000				2/4	- - -	4
 ⑧ 9.	Mke Honcho	11	7:00.847		999.000				1/2	- - -	8
⑩ 10.	Camiilo Ortiz	11	7:04.827	3.980	999.000				1/1	- - -	10

See all of your Practice Laps / Racing / Heat Sheets / TQ / Graphs and more on RCScoringPro.com