

Nitro Buggy

Round 1

1

Race Day

Ser#42318

Timing and Scoring by www.RCScoringPro.com

Sponsor	Driver Name	Car	Pos	Laps	Race Time	Behind	Fast Lap	Average Top 5	Top 10	Top 15	Q#
	Jimenez, Esteban	3	1	10	5:10.647		28.171	28.877	31.065		1
	Parra, Nicholas	1	2	10	5:23.605	12.958	29.622	30.135	32.361		2
	Sabi, Kemo	2	3	8	4:36.000		31.551	32.628			3
	Barrios, Kyle	4	4	8	5:07.015	31.015	21.092	30.774			4

Car#	1	2	3	4	5	6	7	8	9	10
	Parra	Sabi	Jimenez	Barrios						
1.	3/34.623 9/5:11.5	4/34.747 9/5:12.7	1/28.258 11/5:10.8	2/34.293 9/5:08.6						
2.	3/30.591 10/5:26.0	4/32.232 9/5:01.4	1/31.551 11/5:28.9	2/30.371 10/5:23.2						
3.	2/34.735 10/5:33.1	4/39.888 9/5:20.6	1/31.830 10/5:05.4	3/37.094 9/5:05.2						
4.	2/29.897 10/5:24.6	4/36.766 9/5:23.1	1/30.082 10/5:04.3	3/41.381 9/5:22.0						
5.	2/29.867 10/5:19.4	4/36.205 9/5:23.7	1/35.936 10/5:15.3	3/32.337 9/5:15.8						
6.	1/30.700 10/5:17.3	4/32.361 9/5:18.3	2/33.189 10/5:18.0	3/36.422 9/5:17.8						
7.	1/33.536 10/5:19.9	3/31.551 9/5:13.3	2/33.758 10/5:20.8	4/35.775 9/5:18.4						
8.	2/34.387 10/5:22.9	4/32.250 9/5:10.5	1/28.492 10/5:16.3	3/21.092 9/5:02.3						
9.	2/29.622 10/5:19.9		1/28.171 10/5:12.5	3/38.250 9/5:07.0						
10.	2/35.647 10/5:23.6		1/29.380 10/5:10.6							

Nitro Buggy

Top Qualifier is Jimenez, Esteban 10/5: 10.647 (Rnd 1)

Round 1

2

Race Day

Ser#42318

Timing and Scoring by www.RCScoringPro.com

Sponsor	Driver Name	Car	Pos	Laps	Race Time	Behind	Fast Lap	Average Top 5	Top 10	Top 15	Q#
	Romano, Robert	2	1	11	5:21.780		26.538	27.151	28.849		1
	Kerby, Jamin	4	2	11	5:25.554	3.774	28.828	29.259	29.507		2
	Mcfadden, Rosheen	1	3	10	5:11.041		28.320	29.532	31.104		4
	Cox, Joshua	3	4	6	5:01.861		29.139	31.338			8

Car#	1	2	3	4	5	6	7	8	9	10
	Mcfadden	Romano	Cox	Kerby						
1.	4/30.902 10/5:09.0	3/30.294 10/5:02.8	2/30.108 10/5:01.1	1/29.451 11/5:23.9						
2.	2/28.320 11/5:25.7	4/33.290 10/5:17.8	3/33.150 10/5:16.3	1/29.680 11/5:25.2						
3.	1/28.873 11/5:22.9	3/27.996 10/5:05.2	4/29.812 10/5:10.2	2/30.044 11/5:26.9						
4.	2/31.646 11/5:29.2	4/33.190 10/5:11.9	3/29.139 10/5:05.5	1/29.372 11/5:26.0						
5.	2/35.095 10/5:09.6	3/30.371 10/5:10.2	4/34.482 10/5:13.3	1/30.482 11/5:27.8						
6.	3/32.674 10/5:12.5	2/26.538 10/5:02.8	4/145.170 6/5:01.8	1/29.538 11/5:27.3						
7.	3/29.404 10/5:09.8	2/28.298 11/5:29.9		1/29.426 11/5:26.8						
8.	3/32.982 10/5:12.3	1/26.666 11/5:25.3		2/29.216 11/5:26.1						
9.	3/30.985 10/5:12.0	2/30.581 11/5:26.6		1/29.608 11/5:26.1						
10.	3/30.160 10/5:11.0	1/26.902 11/5:23.5		2/29.909 11/5:26.4						
11.		1/27.654 11/5:21.7		2/28.828 11/5:25.5						

Top Qualifiers	Qual#	Laps	Race Time (Difference)	Round	Race	Pos in Race	Fast Lap
Romano, Robert	1	11	5:21.780	1	2	1	26.538
Kerby, Jamin	2	11	5:25.554 3.774	1	2	2	28.828
Jimenez, Esteban	3	10	5:10.647	1	1	1	28.171
Mcfadden, Rosheen	4	10	5:11.041 0.394	1	2	3	28.320
Parra, Nicholas	5	10	5:23.605 12.56	1	1	2	29.622
Sabi, Kemo	6	8	4:36.000	1	1	3	31.551
Barrios, Kyle	7	8	5:07.015 31.01	1	1	4	21.092
Cox, Joshua	8	6	5:01.861	1	2	4	29.139

Mod 4WD Buggy

Round 1

3

Race Day

Ser#42318

Timing and Scoring by www.RCScoringPro.com

Sponsor	Driver Name	Car	Pos	Laps	Race Time	Behind	Fast Lap	Average Top 5	Top 10	Top 15	Q#
	Hernandez, Stephen	1	1	11	5:20.073		26.857	27.339	28.541		1
	Karam, Neil	4	2	11	5:30.239	10.166	27.529	28.008	29.396		2
	Saib, Noah	6	3	10	5:04.143		27.189	28.258	30.414		3
	Hancock, John	2	4	10	5:28.514	24.371	29.197	30.504	32.851		4
	Blume, Richard	5	5	7	3:58.813		31.325	32.566			5
	Smith, Dexter	3	6	5	3:24.417		29.398	40.883			6

Car#	1	2	3	4	5	6	7	8	9	10
	Hernandez	Hancock	Smith	Karam	Blume	Saib				
1.	2/28.681 11/5:15.4	5/32.474 10/5:24.6	4/30.958 10/5:09.6	1/27.529 11/5:02.8	6/35.626 9/5:20.6	3/29.803 11/5:27.8				
2.	3/29.934 11/5:22.4	6/36.631 9/5:10.9	4/34.785 10/5:28.6	1/28.728 11/5:09.4	5/32.908 9/5:08.3	2/28.636 11/5:21.4				
3.	3/34.662 10/5:10.9	5/30.934 9/5:00.1	6/38.472 9/5:12.6	1/30.385 11/5:17.6	4/31.325 10/5:32.8	2/28.395 11/5:18.3				
4.	3/28.374 10/5:04.1	4/29.978 10/5:25.0	6/70.804 7/5:06.2	2/31.617 11/5:25.2	5/34.578 9/5:02.4	1/29.192 11/5:19.0				
5.	2/26.857 11/5:26.7	4/34.323 10/5:28.6	6/29.398 8/5:27.0	3/33.458 10/5:03.4	5/32.374 9/5:00.2	1/27.189 11/5:15.0				
6.	2/27.670 11/5:22.9	4/33.929 10/5:30.4		3/28.221 11/5:29.8	5/31.647 10/5:30.7	1/30.570 11/5:18.5				
7.	1/28.995 11/5:22.4	4/29.197 10/5:24.9		2/28.702 11/5:27.8	5/40.355 9/5:07.0	3/36.489 10/5:00.3				
8.	1/27.768 11/5:20.2	4/38.637 10/5:32.6		2/29.729 11/5:27.7		3/35.845 10/5:07.6				
9.	1/32.733 11/5:24.7	4/31.183 10/5:30.3		2/27.978 11/5:25.5		3/27.879 10/5:04.4				
10.	1/27.427 11/5:22.4	4/31.228 10/5:28.5		2/27.610 11/5:23.3		3/30.145 10/5:04.1				
11.	1/26.972 11/5:20.0			2/36.282 10/5:00.2						

Top Qualifiers	Qual#	Laps	Race Time (Difference)	Round	Race	Pos in Race	Fast Lap
Hernandez, Stephen	1	11	5:20.073	1	3	1	26.857
Karam, Neil	2	11	5:30.239 10.16	1	3	2	27.529
Saib, Noah	3	10	5:04.143	1	3	3	27.189
Hancock, John	4	10	5:28.514 24.37	1	3	4	29.197
Blume, Richard	5	7	3:58.813	1	3	5	31.325
Smith, Dexter	6	5	3:24.417	1	3	6	29.398

Mod 4WD Buggy

Top Qualifier is Hernandez, Stephen 11/5: 20.073 (Rnd 1)


Round 1

4

Race Day

Ser#42318

Timing and Scoring by www.RCScoringPro.com

Sponsor	Driver Name	Car	Pos	Laps	Race Time	Behind	Fast Lap	Average Top 5	Top 10	Top 15	Q#
	Romano, Robert	2	1	11	5:02.723		26.511	26.973	27.356		1
	Smith, Austin	3	2	11	5:29.595	26.872	28.272	28.939	29.738		3
	Cooper, Jared	6	3	10	5:33.184		29.002	30.767	33.318		7
	Garcia, Nelson	5	4	9	5:11.821		27.904	32.157			8
	Lee, Pak	1	5	9	5:23.458	11.637	32.029	33.721			9
	Baio, Joe	4	6	5	2:41.319		30.057	32.264			11

Car# 1	2	3	4	5	6	7	8	9	10
Lee	Romano	Smith	Baio	Garcia	Cooper				
1. 4/32.389 10/5:23.8	1/27.614 11/5:03.7	2/28.496 11/5:13.5	3/30.057 10/5:00.5	6/38.358 8/5:06.8	5/38.116 8/5:04.9				
2. 3/34.570 9/5:01.3	1/27.661 11/5:04.0	2/29.596 11/5:19.4	4/37.850 9/5:05.5	6/33.918 9/5:25.2	5/31.774 9/5:14.5				
3. 6/41.478 9/5:25.3	1/29.165 11/5:09.6	2/30.982 11/5:26.5	3/30.116 10/5:26.7	5/32.862 9/5:15.4	4/32.888 9/5:08.3				
4. 6/37.163 9/5:27.5	1/27.698 11/5:08.3	2/28.965 11/5:24.6	3/31.666 10/5:24.2	5/27.904 10/5:32.5	4/29.868 10/5:31.6				
5. 6/36.064 9/5:26.9	1/27.310 11/5:06.7	2/28.272 11/5:21.8	3/31.630 10/5:22.6	5/32.903 10/5:31.8	4/29.002 10/5:23.2				
6. 5/36.521 9/5:27.2	1/27.682 11/5:06.4	2/29.442 11/5:22.2		4/34.965 9/5:01.3	3/38.488 9/5:00.2				
7. 5/32.029 9/5:21.6	1/27.214 11/5:05.3	2/29.520 11/5:22.5		4/39.982 9/5:09.7	3/30.799 10/5:29.9				
8. 5/33.554 9/5:19.2	1/27.037 11/5:04.3	2/31.489 11/5:25.5		4/33.198 9/5:08.3	3/32.390 10/5:29.1				
9. 5/39.690 9/5:23.4	1/28.039 11/5:04.8	2/29.552 11/5:25.4		4/37.731 9/5:11.8	3/33.990 10/5:30.3				
10.	1/26.511 11/5:03.5	2/32.216 11/5:28.3			3/35.869 10/5:33.1				
11.	1/26.792 11/5:02.7	2/31.065 11/5:29.6							

Top Qualifiers	Qual#	Laps	Race Time (Difference)	Round	Race	Pos in Race	Fast Lap
Romano, Robert	1	11	5:02.723	1	4	1	26.511
Hernandez, Stephen	2	11	5:20.073 17.35	1	3	1	26.857
Smith, Austin	3	11	5:29.595 9.522	1	4	2	28.272
Karam, Neil	4	11	5:30.239 0.644	1	3	2	27.529
Saib, Noah	5	10	5:04.143	1	3	3	27.189
Hancock, John	6	10	5:28.514 24.37	1	3	4	29.197
Cooper, Jared	7	10	5:33.184 4.670	1	4	3	29.002
Garcia, Nelson	8	9	5:11.821	1	4	4	27.904
Lee, Pak	9	9	5:23.458 11.63	1	4	5	32.029
Blume, Richard	10	7	3:58.813	1	3	5	31.325

2WD Stock Buggy

Round 1

5

Race Day

Ser#42318

Timing and Scoring by www.RCScoringPro.com

Sponsor	Driver Name	Car	Pos	Laps	Race Time	Behind	Fast Lap	Average Top 5	Top 10	Top 15	Q#
	Saib, Noah	4	1	10	5:24.781		30.855	31.494	32.478		1
	Diaz, Reuben	2	2	10	5:26.342	1.561	29.949	30.835	32.634		2
	Smith, Dexter	1	3	9	5:26.201		30.560	33.521			3
	Hernandez, Stephen	3	4	2	1:39.071		36.852				4
	Cox, Joshua	5	5	0							5

Car#	1	2	3	4	5	6	7	8	9	10
	Smith	Diaz	Hernandez	Saib	Cox					
1.	4/37.670 8/5:01.3	2/33.913 9/5:05.1	3/36.852 9/5:31.6	1/31.725 10/5:17.3						
2.	3/44.038 8/5:26.8	2/32.181 10/5:30.4	4/62.219 7/5:46.7	1/33.805 10/5:27.6						
3.	3/32.099 8/5:03.4	1/29.949 10/5:20.1		2/31.537 10/5:23.5						
4.	3/36.368 8/5:00.3	1/30.931 10/5:17.4		2/30.855 10/5:19.8						
5.	3/36.557 9/5:36.1	2/39.920 9/5:00.4		1/31.392 10/5:18.6						
6.	3/35.303 9/5:33.0	2/31.805 10/5:31.1		1/32.066 10/5:18.9						
7.	3/40.333 9/5:37.3	2/31.464 10/5:28.8		1/34.719 10/5:23.0						
8.	3/33.273 9/5:32.5	2/30.852 10/5:26.2		1/31.962 10/5:22.5						
9.	3/30.560 9/5:26.1	1/30.979 10/5:24.4		2/34.152 10/5:24.6						
10.		2/34.348 10/5:26.3		1/32.568 10/5:24.7						

Top Qualifiers	Qual#	Laps	Race Time (Difference)	Round	Race	Pos in Race	Fast Lap
Saib, Noah	1	10	5:24.781	1	5	1	30.855
Diaz, Reuben	2	10	5:26.342 1.561	1	5	2	29.949
Smith, Dexter	3	9	5:26.201	1	5	3	30.560
Hernandez, Stephen	4	2	1:39.071	1	5	4	36.852
Cox, Joshua	5	0		1	5	5	

2WD Stock Buggy

Top Qualifier is Saib, Noah 10/5: 24.781 (Rnd 1)

Round 1

6

Race Day

Ser#42318

Timing and Scoring by www.RCScoringPro.com

Sponsor	Driver Name	Car	Pos	Laps	Race Time	Behind	Fast Lap	Average Top 5	Top 10	Top 15	Q#
	Baio, Joe	1	1	9	5:11.891		31.847	33.102			3
	Dominguez.Pedro	5	2	8	5:09.943		33.672	36.188			5
	Smith, Steve	3	3	8	5:11.041	1.098	37.199	38.111			6
	Diaz, Tyler	4	4	5	5:25.656		61.798	65.131			7
	Smith, Web	2	5	4	2:41.011		38.298				8

Car#	1	2	3	4	5	6	7	8	9	10
	Baio	Smith	Smith	Diaz	ominguez.Pedr					
1.	2/37.572 8/5:00.5	4/39.437 8/5:15.5	3/38.343 8/5:06.7	5/62.678 5/5:13.3	1/36.794 9/5:31.1					
2.	1/33.424 9/5:19.5	3/43.354 8/5:31.1	2/40.268 8/5:14.4	5/67.573 5/5:25.6	4/46.046 8/5:31.3					
3.	1/33.621 9/5:13.8	4/39.922 8/5:27.2	2/37.449 8/5:09.4	5/61.798 5/5:20.0	3/35.950 8/5:16.7					
4.	1/34.970 9/5:14.0	4/38.298 8/5:22.0	2/37.199 8/5:06.5	5/65.659 5/5:22.1	3/36.970 8/5:11.5					
5.	1/38.650 9/5:20.8		2/38.709 8/5:07.1	4/67.948 5/5:25.6	3/41.317 8/5:15.3					
6.	1/31.847 9/5:15.1		3/38.855 8/5:07.7		2/33.672 8/5:07.6					
7.	1/33.440 9/5:13.0		3/40.101 8/5:09.6		2/37.554 8/5:06.6					
8.	1/35.189 9/5:13.5		3/40.117 8/5:11.0		2/41.640 8/5:09.9					
9.	1/33.178 9/5:11.8									

Top Qualifiers	Qual#	Laps	Race Time (Difference)	Round	Race	Pos in Race	Fast Lap
Saib, Noah	1	10	5:24.781	1	5	1	30.855
Diaz, Reuben	2	10	5:26.342 1.561	1	5	2	29.949
Baio, Joe	3	9	5:11.891	1	6	1	31.847
Smith, Dexter	4	9	5:26.201 14.31	1	5	3	30.560
Dominguez.Pedro	5	8	5:09.943	1	6	2	33.672
Smith, Steve	6	8	5:11.041 1.098	1	6	3	37.199
Diaz, Tyler	7	5	5:25.656	1	6	4	61.798
Smith, Web	8	4	2:41.011	1	6	5	38.298
Hernandez, Stephen	9	2	1:39.071	1	5	4	36.852
Cox, Joshua	10	0		1	5	5	

Electric Buggy


Round 1



Race Day

Ser#42318

Timing and Scoring by www.RCScoringPro.com

Sponsor	Driver Name	Car	Pos	Laps	Race Time	Behind	Fast Lap	Average Top 5	Top 10	Top 15	Q#
	Kretzschmar, Loren	3	1	11	5:12.625		26.888	27.372	28.110		1
	Karam, Neil	2	2	11	5:20.924	8.299	25.776	26.945	28.116		2
	Francola, Brad	4	3	10	5:22.719		28.988	30.223	32.272		3
	Blume, Richard	1	4	9	5:14.790		30.763	32.817			4
	Torres, Rodelay	5	5	8	5:09.537		29.145	31.815			5

Car#	1	2	3	4	5	6	7	8	9	10
	Blume	Karam	Kretzschmar	Francola	Torres					
1.	3/33.541 9/5:01.8	2/28.501 11/5:13.5	1/28.467 11/5:13.1	5/37.872 8/5:02.9	4/36.502 9/5:28.5					
2.	5/35.590 9/5:11.0	1/29.615 11/5:19.6	2/29.922 11/5:21.1	4/28.988 9/5:00.8	3/29.145 10/5:28.2					
3.	4/34.608 9/5:11.2	1/26.598 11/5:10.6	2/26.906 11/5:12.7	3/31.707 10/5:28.5	5/74.196 7/5:26.2					
4.	4/30.862 9/5:02.8	2/30.579 11/5:17.0	1/27.626 11/5:10.5	3/31.312 10/5:24.6	5/30.871 8/5:41.4					
5.	4/35.944 9/5:06.9	1/28.092 11/5:15.4	2/31.521 11/5:17.7	3/33.051 10/5:25.8	5/30.380 8/5:21.7					
6.	4/38.415 9/5:13.4	1/25.976 11/5:10.4	2/29.585 11/5:19.0	3/36.853 10/5:32.9	5/32.176 8/5:11.0					
7.	4/30.763 9/5:08.2	2/39.765 11/5:28.6	1/28.119 11/5:17.6	3/30.022 10/5:28.2	5/36.867 8/5:08.7					
8.	4/40.757 9/5:15.5	2/28.880 11/5:27.2	1/28.149 11/5:16.6	3/32.119 10/5:27.4	5/39.400 8/5:09.5					
9.	4/34.310 9/5:14.7	2/25.776 11/5:22.3	1/27.863 11/5:15.5	3/30.940 10/5:25.3						
10.		2/28.285 11/5:21.2	1/27.579 11/5:14.3	3/29.855 10/5:22.7						
11.		2/28.857 11/5:20.9	1/26.888 11/5:12.6							

Top Qualifiers	Qual#	Laps	Race Time (Difference)	Round	Race	Pos in Race	Fast Lap
Kretzschmar, Loren	1	11	5:12.625	1	7	1	26.888
Karam, Neil	2	11	5:20.924 8.299	1	7	2	25.776
Francola, Brad	3	10	5:22.719	1	7	3	28.988
Blume, Richard	4	9	5:14.790	1	7	4	30.763
Torres, Rodelay	5	8	5:09.537	1	7	5	29.145

Electric Buggy

Top Qualifier is Kretzschmar, Loren 11/5: 12.625 (Rnd 1)

Round 1

8

Race Day

Ser#42318

Timing and Scoring by www.RCScoringPro.com

Sponsor	Driver Name	Car	Pos	Laps	Race Time	Behind	Fast Lap	Average Top 5	Top 10	Top 15	Q#
	Smith, Austin	6	1	11	5:22.927		26.429	27.354	28.665		3
	Hernandez, Stephen	5	2	10	5:24.374		27.500	29.345	32.437		5
	Sabi, Kemo	2	3	9	5:06.372		30.696	31.677			6
	Parra, Nicholas	4	4	6	5:02.466		28.863	30.230			9
	Perez, Luis	1	5	4	1:53.433		27.915				10

Car#	1	2	3	4	5	6	7	8	9	10
	Perez	Sabi		Parra	Hernandez	Smith				
1.	2/29.000 11/5:19.0	3/32.883 10/5:28.8		5/151.315 2/5:02.6	4/33.662 9/5:02.9	1/27.184 12/5:26.1				
2.	2/27.915 11/5:13.0	3/30.956 10/5:19.2		5/32.541 4/6:07.7	4/32.302 10/5:29.7	1/29.458 11/5:11.5				
3.	1/28.221 11/5:12.1	3/34.291 10/5:27.1		5/30.779 5/5:57.7	4/32.862 10/5:29.4	2/36.280 10/5:09.7				
4.	1/28.297 11/5:11.9	3/30.696 10/5:22.0		5/28.863 5/5:04.3	4/30.459 10/5:23.1	2/29.200 10/5:05.3				
5.		3/31.056 10/5:19.7		4/29.091 6/5:27.1	2/30.082 10/5:18.7	1/29.126 10/5:02.5				
6.		3/37.172 10/5:28.4		4/29.877 6/5:02.4	2/35.561 10/5:24.8	1/26.856 11/5:26.5				
7.		2/35.498 10/5:32.2			3/43.262 9/5:06.2	1/28.127 11/5:24.0				
8.		3/41.028 9/5:07.7			2/29.331 9/5:00.9	1/30.782 11/5:25.8				
9.		3/32.792 9/5:06.3			2/29.353 10/5:29.8	1/28.173 11/5:24.1				
10.					2/27.500 10/5:24.3	1/26.429 11/5:20.7				
11.						1/31.312 11/5:22.9				

Top Qualifiers	Qual#	Laps	Race Time (Difference)	Round	Race	Pos in Race	Fast Lap
Kretzschmar, Loren	1	11	5:12.625	1	7	1	26.888
Karam, Neil	2	11	5:20.924 8.299	1	7	2	25.776
Smith, Austin	3	11	5:22.927 2.003	1	8	1	26.429
Francola, Brad	4	10	5:22.719	1	7	3	28.988
Hernandez, Stephen	5	10	5:24.374 1.655	1	8	2	27.500
Sabi, Kemo	6	9	5:06.372	1	8	3	30.696
Blume, Richard	7	9	5:14.790 8.418	1	7	4	30.763
Torres, Rodelay	8	8	5:09.537	1	7	5	29.145
Parra, Nicholas	9	6	5:02.466	1	8	4	28.863
Perez, Luis	10	4	1:53.433	1	8	5	27.915

Electric Buggy

Top Qualifier is Kretzschmar, Loren 11/5: 12.625 (Rnd 1)


Round 1

9

Race Day

Ser#42318

Timing and Scoring by www.RCScoringPro.com

Sponsor	Driver Name	Car	Pos	Laps	Race Time	Behind	Fast Lap	Average Top 5	Top 10	Top 15	Q#
	Segui, Carlos	1	1	12	5:23.422		25.617	26.105	26.488		1
	Garcia, Nelson	5	2	11	5:14.650		26.135	26.681	28.155		3
	Saib, Noah	3	3	10	5:09.947		28.794	29.703	30.995		6
	Dudley, Jeff	4	4	9	5:01.861		28.938	30.283			9
	Smith, Web	2	5	8	5:14.464		30.204	37.739			13

Car#	1	2	3	4	5	6	7	8	9	10
	Segui	Smith	Saib	Dudley	Garcia					
1.	1/27.016 12/5:24.2	5/40.581 8/5:24.6	4/31.117 10/5:11.1	3/30.240 10/5:02.3	2/29.647 11/5:26.1					
2.	1/27.271 12/5:25.7	5/38.084 8/5:14.6	4/32.736 10/5:19.2	3/33.235 10/5:17.3	2/26.994 11/5:11.5					
3.	1/25.617 12/5:19.6	5/39.735 8/5:15.7	4/34.364 10/5:27.4	3/29.893 10/5:11.2	2/31.065 11/5:21.6					
4.	1/27.408 12/5:21.9	5/41.774 8/5:20.3	4/28.794 10/5:17.5	3/28.938 10/5:05.7	2/26.135 11/5:13.0					
5.	1/26.305 12/5:20.6	5/43.283 8/5:25.5	4/31.618 10/5:17.2	3/30.546 10/5:05.6	2/30.340 11/5:17.1					
6.	1/26.158 12/5:19.5	5/40.092 8/5:24.7	3/28.878 10/5:12.5	4/45.435 10/5:30.4	2/26.314 11/5:12.5					
7.	1/26.909 12/5:20.0	5/30.204 8/5:12.8	3/30.600 10/5:11.5	4/31.797 10/5:28.6	2/29.448 11/5:14.1					
8.	1/31.132 12/5:26.7	5/40.711 8/5:14.4	3/29.320 10/5:09.2	4/33.687 10/5:29.7	2/27.644 11/5:12.9					
9.	1/26.748 12/5:26.0		3/31.595 10/5:10.0	4/38.090 9/5:01.8	2/26.578 11/5:10.6					
10.	1/26.134 12/5:24.8		3/30.925 10/5:09.9		2/33.100 11/5:15.9					
11.	1/26.309 12/5:24.0				2/27.385 11/5:14.6					
12.	1/26.415 12/5:23.4									

Top Qualifiers	Qual#	Laps	Race Time (Difference)	Round	Race	Pos in Race	Fast Lap
Segui, Carlos	1	12	5:23.422	1	9	1	25.617
Kretzschmar, Loren	2	11	5:12.625	1	7	1	26.888
Garcia, Nelson	3	11	5:14.650 2.025	1	9	2	26.135
Karam, Neil	4	11	5:20.924 6.274	1	7	2	25.776
Smith, Austin	5	11	5:22.927 2.003	1	8	1	26.429
Saib, Noah	6	10	5:09.947	1	9	3	28.794
Francola, Brad	7	10	5:22.719 12.77	1	7	3	28.988
Hernandez, Stephen	8	10	5:24.374 1.655	1	8	2	27.500
Dudley, Jeff	9	9	5:01.861	1	9	4	28.938
Sabi, Kemo	10	9	5:06.372 4.511	1	8	3	30.696

4WD Short Course

Round 1

10

Race Day

Ser#42318

Timing and Scoring by www.RCScoringPro.com

Sponsor	Driver Name	Car	Pos	Laps	Race Time	Behind	Fast Lap	Average Top 5	Top 10	Top 15	Q#
	Parra, Nicholas	5	1	10	5:14.763		29.631	30.011	31.476		1
	Torres, Rodelay	3	2	9	5:14.546		29.692	32.394			2
	Smith, Dexter	4	3	9	5:25.228	10.682	31.407	34.025			3
	Dominguez, Pedro	7	4	8	5:04.123		34.043	36.383			4
	Francola, Brad	1	5	8	5:24.855	20.732	31.982	33.208			5
	Smith, Steve	2	6	7	5:29.127		34.215	36.976			6
	Smith, Austin	6	7	6	3:09.188		29.852	30.911			7

Car# 1	2	3	4	5	6	7	8	9	10
Francola	Smith	Torres	Smith	Parra	Smith	ominguez.Ped			
1. 5/37.032 9/5:33.2	7/41.250 8/5:30.0	1/33.583 9/5:02.2	4/35.021 9/5:15.1	2/33.670 9/5:03.0	3/34.633 9/5:11.6	6/40.398 8/5:23.1			
2. 4/33.614 9/5:17.9	5/35.507 8/5:07.0	3/32.938 10/5:32.5	6/41.811 8/5:07.3	1/30.374 10/5:20.2	2/30.926 10/5:27.8	7/36.460 8/5:07.4			
3. 3/32.586 9/5:09.6	6/40.899 8/5:13.7	4/47.124 8/5:03.0	5/36.850 8/5:03.1	1/30.415 10/5:14.8	2/30.216 10/5:19.2	7/43.584 8/5:21.1			
4. 3/31.982 9/5:04.2	6/36.433 8/5:08.1	4/33.422 9/5:30.9	5/39.004 8/5:05.3	1/29.631 10/5:10.2	2/32.682 10/5:21.1	7/36.302 8/5:13.4			
5. 3/38.550 9/5:12.7	8/48.997 8/5:24.9	4/32.859 9/5:23.8	5/37.440 8/5:04.2	1/33.321 10/5:14.8	2/29.852 10/5:16.6	7/37.534 8/5:10.8			
6. 7/33.582 9/5:11.0	8/53.998 8/5:42.7	3/34.433 9/5:21.5	5/35.066 8/5:00.2	2/35.818 10/5:22.0	1/30.879 10/5:15.3	6/37.574 8/5:09.1			
7. 5/34.276 9/5:10.6	6/34.215 8/5:32.9	2/29.692 9/5:13.7	3/31.407 9/5:29.9	1/29.786 10/5:18.5		4/38.228 8/5:08.6			
8. 5/39.535 9/5:16.3		2/33.061 9/5:11.7	3/36.571 9/5:29.8	1/29.851 10/5:16.0		4/34.043 8/5:04.1			
9.		2/37.434 9/5:14.5	3/32.058 9/5:25.2	1/31.042 10/5:15.4					
10.				1/30.855 10/5:14.7					

Top Qualifiers	Qual#	Laps	Race Time (Difference)	Round	Race	Pos in Race	Fast Lap
Parra, Nicholas	1	10	5:14.763	1	10	1	29.631
Torres, Rodelay	2	9	5:14.546	1	10	2	29.692
Smith, Dexter	3	9	5:25.228 10.68	1	10	3	31.407
Dominguez, Pedro	4	8	5:04.123	1	10	4	34.043
Francola, Brad	5	8	5:24.855 20.73	1	10	5	31.982
Smith, Steve	6	7	5:29.127	1	10	6	34.215
Smith, Austin	7	6	3:09.188	1	10	7	29.852

Tenth Scale Truggy

Round 1

11

Race Day

Ser#42318

Timing and Scoring by www.RCScoringPro.com

Sponsor	Driver Name	Car	Pos	Laps	Race Time	Behind	Fast Lap	Average Top 5	Top 10	Top 15	Q#
	Kretzschmar, Loren	1	1	11	5:15.241		26.588	26.804	28.155		1
	Francola, Brad	6	2	10	5:12.123		28.228	29.848	31.212		2
	Baio, Joe	2	3	10	5:34.235	22.112	29.405	30.024	33.423		3
	Hancock, John	4	4	9	5:24.631		28.990	31.317			4
	Sabi, Kemo	5	5	8	5:11.320		31.235	33.182			5
	Lee, Pak	3	6	5	5:13.013		30.754	62.603			6
	Cooper, Jared	7	7	3	1:33.653		28.836				7

Car# 1	2	3	4	5	6	7	8	9	10
Kretzschmar	Baio	Lee	Hancock	Sabi	Francola	Cooper			
1. 1/26.588 12/5:19.0	2/30.203 10/5:02.0	3/31.080 10/5:10.7	7/40.969 8/5:27.7	6/38.352 8/5:06.8	4/31.419 10/5:14.2	5/32.911 10/5:29.0			
2. 1/27.034 12/5:21.7	5/37.617 9/5:05.1	2/32.831 10/5:19.5	7/40.061 8/5:24.1	6/31.778 9/5:15.5	4/34.183 10/5:28.0	3/31.906 10/5:24.0			
3. 1/31.100 11/5:10.6	5/29.468 10/5:24.3	4/31.330 10/5:17.4	6/30.677 9/5:35.1	7/64.317 7/5:13.7	3/28.228 10/5:12.7	2/28.836 10/5:12.1			
4. 1/26.729 11/5:06.4	4/29.405 10/5:16.7	3/30.754 10/5:15.0	5/35.691 9/5:31.6	6/42.740 7/5:10.0	2/29.646 10/5:08.6				
5. 1/26.687 11/5:03.9	3/29.967 10/5:13.3	6/187.018 5/5:13.0	4/28.990 9/5:17.5	5/33.100 8/5:36.4	2/30.241 10/5:07.4				
6. 1/27.808 11/5:04.2	3/33.562 10/5:17.0		4/30.356 9/5:10.1	5/31.235 8/5:22.0	2/30.657 10/5:07.2				
7. 1/28.109 11/5:04.9	3/31.077 10/5:16.1		4/41.855 9/5:19.6	5/35.358 8/5:16.4	2/34.777 10/5:13.0				
8. 1/29.892 11/5:07.9	3/33.200 10/5:18.1		4/45.159 9/5:30.4	5/34.440 8/5:11.3	2/31.378 10/5:13.1				
9. 1/26.983 11/5:06.6	3/36.068 10/5:22.8		4/30.873 9/5:24.6		2/30.469 10/5:12.2				
10. 1/30.623 11/5:09.7	3/43.668 9/5:00.8				2/31.125 10/5:12.1				
11. 1/33.688 11/5:15.2									

Top Qualifiers	Qual#	Laps	Race Time (Difference)	Round	Race	Pos in Race	Fast Lap
Kretzschmar, Loren	1	11	5:15.241	1	11	1	26.588
Francola, Brad	2	10	5:12.123	1	11	2	28.228
Baio, Joe	3	10	5:34.235 22.11	1	11	3	29.405
Hancock, John	4	9	5:24.631	1	11	4	28.990
Sabi, Kemo	5	8	5:11.320	1	11	5	31.235
Lee, Pak	6	5	5:13.013	1	11	6	30.754
Cooper, Jared	7	3	1:33.653	1	11	7	28.836

Nitro Buggy

Top Qualifier is Romano, Robert 11/5: 21.780 (Rnd 1)

Round 2

1

Race Day

Ser#42318

Timing and Scoring by www.RCScoringPro.com

Sponsor	Driver Name	Car	Pos	Laps	Race Time	Behind	Fast Lap	Average Top 5	Top 10	Top 15	Q#
	Jimenez, Esteban	3	1	11	5:17.816		26.677	27.837	28.589		1
	Parra, Nicholas	1	2	10	5:21.138		29.223	29.748	32.114		5
	Barrios, Kyle	4	3	6	3:35.146		30.519	34.857			7
	Sabi, Kemo	2	4	5	2:41.328		29.852	32.266			6

Car#	1	2	3	4	5	6	7	8	9	10
	Parra	Sabi	Jimenez	Barrios						
1.	2/30.023 10/5:00.1	3/34.747 9/5:12.7	1/28.220 11/5:10.4	4/35.143 9/5:16.2						
2.	3/37.798 9/5:05.1	2/32.728 9/5:03.6	1/30.569 11/5:23.3	4/40.863 8/5:04.0						
3.	2/29.223 10/5:23.4	3/30.621 10/5:26.9	1/30.624 11/5:27.8	4/34.616 9/5:31.8						
4.	2/29.273 10/5:15.7	3/29.852 10/5:19.8	1/26.677 11/5:19.2	4/34.374 9/5:26.2						
5.	2/29.468 10/5:11.5	3/33.380 10/5:22.6	1/28.014 11/5:17.0	4/30.519 9/5:15.9						
6.	2/31.159 10/5:11.5		1/31.928 11/5:22.7	3/39.631 9/5:22.7						
7.	2/37.913 10/5:21.2		1/28.316 11/5:21.1							
8.	2/30.753 10/5:19.5		1/28.478 11/5:20.1							
9.	2/31.024 10/5:18.4		1/28.023 11/5:18.8							
10.	2/34.504 10/5:21.1		1/28.714 11/5:18.5							
11.			1/28.253 11/5:17.8							

Top Qualifiers	Qual#	Laps	Race Time (Difference)	Round	Race	Pos in Race	Fast Lap
Jimenez, Esteban	1	11	5:17.816	2	1	1	26.677
Romano, Robert	2	11	5:21.780 3.964	1	2	1	26.538
Kerby, Jamin	3	11	5:25.554 3.774	1	2	2	28.828
Mcfadden, Rosheen	4	10	5:11.041	1	2	3	28.320
Parra, Nicholas	5	10	5:21.138 10.09	2	1	2	29.223
Sabi, Kemo	6	8	4:36.000	1	1	3	31.551
Barrios, Kyle	7	8	5:07.015 31.01	1	1	4	21.092
Cox, Joshua	8	6	5:01.861	1	2	4	29.139

Nitro Buggy

Top Qualifier is Jimenez, Esteban 11/5: 17.816 (Rnd 2)

Round 2

2

Race Day

Ser#42318

Timing and Scoring by www.RCScoringPro.com

Sponsor	Driver Name	Car	Pos	Laps	Race Time	Behind	Fast Lap	Average Top 5	Top 10	Top 15	Q#
	Romano, Robert	2	1	11	5:01.400		25.746	26.221	27.006		1
	Kerby, Jamin	4	2	11	5:19.240	17.840	27.968	28.262	28.824		3
	Cox, Joshua	3	3	11	5:26.745	25.345	27.740	28.277	28.995		4
	Mcfadden, Rosheen	1	4	6	5:01.548		26.620	28.871			5

Car#	1	2	3	4	5	6	7	8	9	10
	Mcfadden	Romano	Cox	Kerby						
1.	4/157.195 2/5:14.3	3/29.927 11/5:29.2	2/28.532 11/5:13.8	1/28.121 11/5:09.3						
2.	4/28.943 4/6:12.2	2/27.063 11/5:13.4	1/28.438 11/5:13.3	3/28.920 11/5:13.7						
3.	4/28.013 5/5:56.9	1/26.714 11/5:06.9	3/31.979 11/5:26.1	2/28.160 11/5:12.4						
4.	4/32.091 5/5:07.8	1/26.670 11/5:03.5	3/28.200 11/5:22.1	2/27.968 11/5:11.2						
5.	4/26.620 6/5:27.4	1/26.501 11/5:01.1	3/28.475 11/5:20.3	2/28.907 11/5:12.5						
6.	4/28.686 6/5:01.5	1/31.343 11/5:08.4	3/36.790 10/5:04.0	2/28.154 11/5:12.0						
7.		1/25.954 11/5:05.1	3/29.171 10/5:02.2	2/30.998 11/5:16.2						
8.		1/27.549 11/5:04.8	3/27.740 11/5:29.0	2/29.211 11/5:16.8						
9.		1/25.746 11/5:02.4	3/29.414 11/5:28.4	2/29.621 11/5:17.8						
10.		1/26.235 11/5:01.0	3/29.230 11/5:27.7	2/29.391 11/5:18.3						
11.		1/27.698 11/5:01.3	3/28.776 11/5:26.7	2/29.789 11/5:19.2						

Top Qualifiers	Qual#	Laps	Race Time (Difference)	Round	Race	Pos in Race	Fast Lap
Romano, Robert	1	11	5:01.400	2	2	1	25.746
Jimenez, Esteban	2	11	5:17.816 16.41	2	1	1	26.677
Kerby, Jamin	3	11	5:19.240 1.424	2	2	2	27.968
Cox, Joshua	4	11	5:26.745 7.505	2	2	3	27.740
Mcfadden, Rosheen	5	10	5:11.041	1	2	3	28.320
Parra, Nicholas	6	10	5:21.138 10.09	2	1	2	29.223
Sabi, Kemo	7	8	4:36.000	1	1	3	31.551
Barrios, Kyle	8	8	5:07.015 31.01	1	1	4	21.092

Mod 4WD Buggy

Top Qualifier is Romano, Robert 11/5:02.723 (Rnd 1)

Round 2

3

Race Day

Ser#42318

Timing and Scoring by www.RCScoringPro.com

Sponsor	Driver Name	Car	Pos	Laps	Race Time	Behind	Fast Lap	Average Top 5	Top 10	Top 15	Q#
	Karam, Neil	4	1	11	5:05.889		26.669	27.104	27.670		2
	Hernandez, Stephen	1	2	11	5:15.816	9.927	26.455	27.269	28.230		3
	Saib, Noah	6	3	11	5:19.247	13.358	26.583	27.403	28.605		4
	Smith, Dexter	3	4	10	5:10.311		27.138	28.709	31.031		6
	Blume, Richard	5	5	9	5:19.987		30.661	32.747			10
	Hancock, John	2	6	8	5:03.022		29.559	31.963			7

Car#	1	2	3	4	5	6	7	8	9	10
	Hernandez	Hancock	Smith	Karam	Blume	Saib				
1.	3/29.649 11/5:26.1	6/35.315 9/5:17.7	5/32.199 10/5:22.0	1/27.336 11/5:00.7	4/30.661 10/5:06.6	2/27.879 11/5:06.6				
2.	3/27.710 11/5:15.4	6/36.014 9/5:20.9	4/28.382 10/5:02.8	2/27.995 11/5:04.3	5/35.237 10/5:29.5	1/27.319 11/5:03.6				
3.	3/27.604 11/5:11.5	6/48.480 8/5:19.4	4/27.804 11/5:24.0	2/26.932 11/5:01.6	5/32.038 10/5:26.4	1/26.583 12/5:27.1				
4.	3/27.063 11/5:08.0	6/31.702 8/5:03.0	4/30.360 11/5:26.5	1/26.669 12/5:26.7	5/41.169 9/5:12.9	2/27.422 11/5:00.3				
5.	3/27.606 11/5:07.1	6/29.559 9/5:25.9	4/31.825 10/5:01.1	1/27.127 12/5:26.5	5/34.691 9/5:12.8	2/28.308 11/5:02.5				
6.	3/33.514 11/5:17.4	6/32.963 9/5:21.0	4/27.138 11/5:25.8	1/29.179 11/5:02.9	5/35.378 9/5:13.7	2/30.312 11/5:07.6				
7.	3/27.616 11/5:15.4	6/30.276 9/5:14.1	4/33.137 10/5:01.1	1/27.502 11/5:02.8	5/31.107 9/5:08.9	2/31.926 11/5:13.8				
8.	2/27.947 11/5:14.4	6/58.713 8/5:03.0	4/38.843 10/5:12.1	1/27.455 11/5:02.7	5/41.748 9/5:17.2	3/33.202 11/5:20.3				
9.	3/32.127 11/5:18.8		4/29.859 10/5:10.6	1/28.746 11/5:04.2	5/37.958 9/5:19.9	2/27.810 11/5:18.7				
10.	2/28.525 11/5:18.2		4/30.764 10/5:10.3	1/29.184 11/5:05.9		3/30.150 11/5:20.0				
11.	2/26.455 11/5:15.8			1/27.764 11/5:05.8		3/28.336 11/5:19.2				

Top Qualifiers	Qual#	Laps	Race Time (Difference)	Round	Race	Pos in Race	Fast Lap
Romano, Robert	1	11	5:02.723	1	4	1	26.511
Karam, Neil	2	11	5:05.889 3.166	2	3	1	26.669
Hernandez, Stephen	3	11	5:15.816 9.927	2	3	2	26.455
Saib, Noah	4	11	5:19.247 3.431	2	3	3	26.583
Smith, Austin	5	11	5:29.595 10.34	1	4	2	28.272
Smith, Dexter	6	10	5:10.311	2	3	4	27.138
Hancock, John	7	10	5:28.514 18.20	1	3	4	29.197
Cooper, Jared	8	10	5:33.184 4.670	1	4	3	29.002
Garcia, Nelson	9	9	5:11.821	1	4	4	27.904
Blume, Richard	10	9	5:19.987 8.166	2	3	5	30.661

Mod 4WD Buggy

Top Qualifier is Romano, Robert 11/5:02.723 (Rnd 1)

Round 2

4

Race Day

Ser#42318

Timing and Scoring by www.RCScoringPro.com

Sponsor	Driver Name	Car	Pos	Laps	Race Time	Behind	Fast Lap	Average Top 5	Top 10	Top 15	Q#
	Romano, Robert	2	1	11	5:04.344		26.042	26.699	27.350		1
	Smith, Austin	3	2	11	5:18.441	14.097	27.169	27.785	28.507		4
	Garcia, Nelson	5	3	11	5:27.250	22.906	27.360	27.855	29.115		6
	Cooper, Jared	6	4	10	5:08.335		28.219	29.139	30.834		7
	Baio, Joe	4	5	10	5:25.182	16.847	28.500	30.473	32.518		9
	Lee, Pak	1	6	6	5:24.466		29.235	32.390			12

Car#	1	2	3	4	5	6	7	8	9	10
	Lee	Romano	Smith	Baio	Garcia	Cooper				
1.	6/162.517 2/5:25.0	1/26.648 12/5:19.7	2/29.778 11/5:27.5	4/32.288 10/5:22.8	5/34.029 9/5:06.2	3/32.083 10/5:20.7				
2.	6/32.210 4/6:29.4	1/29.771 11/5:10.3	2/28.150 11/5:18.6	3/31.624 10/5:19.5	5/36.102 9/5:15.5	4/31.956 10/5:20.2				
3.	6/34.039 4/5:05.0	1/26.953 11/5:05.6	2/28.125 11/5:15.5	5/34.522 10/5:28.1	4/27.983 10/5:27.0	3/28.827 10/5:09.5				
4.	6/30.626 5/5:24.2	1/27.541 11/5:05.0	2/28.289 11/5:14.4	5/32.484 10/5:27.2	4/29.216 10/5:18.3	3/30.359 10/5:08.0				
5.	6/29.235 6/5:46.3	1/26.921 11/5:03.2	2/27.169 11/5:11.3	5/28.500 10/5:18.8	4/28.263 10/5:11.1	3/28.219 10/5:02.8				
6.	6/35.839 6/5:24.4	1/27.199 11/5:02.5	2/27.362 11/5:09.5	5/29.186 10/5:14.3	4/28.048 10/5:06.0	3/29.787 10/5:02.0				
7.		1/26.933 11/5:01.6	2/29.217 11/5:11.2	5/32.609 10/5:16.0	3/27.620 10/5:01.8	4/32.529 10/5:05.3				
8.		1/30.845 11/5:06.3	2/29.458 11/5:12.8	5/35.134 10/5:20.4	3/27.360 11/5:28.1	4/28.907 10/5:03.3				
9.		1/28.059 11/5:06.6	2/33.371 11/5:18.9	5/38.066 10/5:27.1	3/29.848 11/5:28.1	4/29.955 10/5:02.9				
10.		1/27.432 11/5:06.1	2/28.117 11/5:17.9	5/30.769 10/5:25.1	3/28.509 11/5:26.6	4/35.713 10/5:08.3				
11.		1/26.042 11/5:04.3	2/29.405 11/5:18.4		3/30.272 11/5:27.2					

Top Qualifiers	Qual#	Laps	Race Time (Difference)	Round	Race	Pos in Race	Fast Lap
Romano, Robert	1	11	5:02.723	1	4	1	26.511
Karam, Neil	2	11	5:05.889 3.166	2	3	1	26.669
Hernandez, Stephen	3	11	5:15.816 9.927	2	3	2	26.455
Smith, Austin	4	11	5:18.441 2.625	2	4	2	27.169
Saib, Noah	5	11	5:19.247 0.806	2	3	3	26.583
Garcia, Nelson	6	11	5:27.250 8.003	2	4	3	27.360
Cooper, Jared	7	10	5:08.335	2	4	4	28.219
Smith, Dexter	8	10	5:10.311 1.976	2	3	4	27.138
Baio, Joe	9	10	5:25.182 14.87	2	4	5	28.500
Hancock, John	10	10	5:28.514 3.332	1	3	4	29.197

2WD Stock Buggy

Top Qualifier is Saib, Noah 10/5: 24.781 (Rnd 1)

Round 2

5

Race Day

Ser#42318

Timing and Scoring by www.RCScoringPro.com

Sponsor	Driver Name	Car	Pos	Laps	Race Time	Behind	Fast Lap	Average Top 5	Top 10	Top 15	Q#
	Diaz, Reuben	2	1	10	5:08.064		28.652	29.467	30.806		1
	Hernandez, Stephen	3	2	10	5:13.043	4.979	29.667	30.348	31.304		2
	Saib, Noah	4	3	10	5:27.863	19.799	31.154	31.453	32.786		3
	Smith, Dexter	1	4	3	1:38.159		31.978				5
	Cox, Joshua	5	5	2	1:09.530		30.136				10

Car#	1	2	3	4	5	6	7	8	9	10
	Smith	Diaz	Hernandez	Saib	Cox					
1.	4/31.978 10/5:19.8	1/30.711 10/5:07.1	3/31.392 10/5:13.8	2/31.154 10/5:11.5	5/39.394 8/5:15.1					
2.	4/33.175 10/5:25.7	1/28.759 11/5:27.0	3/33.014 10/5:22.0	2/31.568 10/5:13.6	5/30.136 9/5:12.8					
3.	4/33.006 10/5:27.1	1/34.431 10/5:13.0	2/30.104 10/5:15.0	3/33.942 10/5:22.1						
4.		1/28.652 10/5:06.3	2/30.989 10/5:13.7	3/31.566 10/5:20.5						
5.		1/31.053 10/5:07.2	2/32.937 10/5:16.8	3/31.199 10/5:18.8						
6.		1/28.982 10/5:04.3	2/30.830 10/5:15.4	3/32.954 10/5:20.6						
7.		1/30.771 10/5:04.8	2/32.325 10/5:16.5	3/32.491 10/5:21.2						
8.		1/32.293 10/5:07.0	2/30.150 10/5:14.6	3/37.431 10/5:27.8						
9.		1/30.231 10/5:06.5	2/29.667 10/5:12.6	3/31.777 10/5:26.7						
10.		1/32.181 10/5:08.0	2/31.635 10/5:13.0	3/33.781 10/5:27.8						

Top Qualifiers	Qual#	Laps	Race Time (Difference)	Round	Race	Pos in Race	Fast Lap
Diaz, Reuben	1	10	5:08.064	2	5	1	28.652
Hernandez, Stephen	2	10	5:13.043 4.979	2	5	2	29.667
Saib, Noah	3	10	5:24.781 11.73	1	5	1	30.855
Baio, Joe	4	9	5:11.891	1	6	1	31.847
Smith, Dexter	5	9	5:26.201 14.31	1	5	3	30.560
Dominguez.Pedro	6	8	5:09.943	1	6	2	33.672
Smith, Steve	7	8	5:11.041 1.098	1	6	3	37.199
Diaz, Tyler	8	5	5:25.656	1	6	4	61.798
Smith, Web	9	4	2:41.011	1	6	5	38.298
Cox, Joshua	10	2	1:09.530	2	5	5	30.136

2WD Stock Buggy

Top Qualifier is Diaz, Reuben 10/5: 08.064 (Rnd 2)

Round 2

6

Race Day

Ser#42318

Timing and Scoring by www.RCScoringPro.com

Sponsor	Driver Name	Car	Pos	Laps	Race Time	Behind	Fast Lap	Average Top 5	Top 10	Top 15	Q#
	Baio, Joe	1	1	9	5:19.105		31.864	33.175			4
	Smith, Steve	3	2	9	5:22.497	3.392	33.073	34.414			5
	Smith, Web	2	3	8	5:09.465		34.786	35.980			7
	Dominguez.Pedro	5	4	7	5:10.201		36.236	40.505			8
	Diaz, Tyler	4	5	5	5:27.849		45.595	65.570			9

Car#	1	2	3	4	5	6	7	8	9	10
	Baio	Smith	Smith	Diaz	ominguez.Pedr					
1.	1/33.862 9/5:04.7	2/35.794 9/5:22.1	3/38.430 8/5:07.4	4/52.026 6/5:12.1	5/62.764 5/5:13.8					
2.	2/39.446 9/5:29.8	3/37.747 9/5:30.9	1/34.158 9/5:26.6	5/71.211 5/5:08.0	4/44.914 6/5:23.0					
3.	1/32.938 9/5:18.7	3/48.228 8/5:24.7	2/38.625 9/5:33.6	5/45.595 6/5:37.6	4/36.236 7/5:35.7					
4.	1/32.059 9/5:11.1	3/34.786 8/5:13.1	2/35.295 9/5:29.6	5/94.279 5/5:28.8	4/43.656 7/5:28.2					
5.	1/40.747 9/5:22.2	3/38.607 8/5:12.2	2/34.095 9/5:25.0	5/64.738 5/5:27.8	4/43.358 7/5:23.3					
6.	1/31.864 9/5:16.3	3/36.499 8/5:08.8	2/36.059 9/5:24.9		4/38.801 7/5:14.6					
7.	1/36.430 9/5:18.0	3/42.729 8/5:13.5	2/37.315 9/5:26.5		4/40.472 7/5:10.1					
8.	1/36.608 9/5:19.4	3/35.075 8/5:09.4	2/35.447 9/5:25.5							
9.	1/35.151 9/5:19.1		2/33.073 9/5:22.5							

Top Qualifiers	Qual#	Laps	Race Time (Difference)	Round	Race	Pos in Race	Fast Lap
Diaz, Reuben	1	10	5:08.064	2	5	1	28.652
Hernandez, Stephen	2	10	5:13.043 4.979	2	5	2	29.667
Saib, Noah	3	10	5:24.781 11.73	1	5	1	30.855
Baio, Joe	4	9	5:11.891	1	6	1	31.847
Smith, Steve	5	9	5:22.497 10.60	2	6	2	33.073
Smith, Dexter	6	9	5:26.201 3.704	1	5	3	30.560
Smith, Web	7	8	5:09.465	2	6	3	34.786
Dominguez.Pedro	8	8	5:09.943 0.478	1	6	2	33.672
Diaz, Tyler	9	5	5:25.656	1	6	4	61.798
Cox, Joshua	10	2	1:09.530	2	5	5	30.136

Electric Buggy

Top Qualifier is Segui, Carlos 12/5: 23.422 (Rnd 1)

Round 2

7

Race Day

Ser#42318

Timing and Scoring by www.RCScoringPro.com

Sponsor	Driver Name	Car	Pos	Laps	Race Time	Behind	Fast Lap	Average Top 5	Top 10	Top 15	Q#
	Kretzschmar, Loren	3	1	11	5:13.158		26.640	27.167	28.183		2
	Karam, Neil	2	2	11	5:26.690	13.532	27.090	27.697	29.097		4
	Francola, Brad	4	3	10	5:19.140		28.906	30.053	31.914		7
	Torres, Rodelay	5	4	9	5:05.588		31.417	32.241			10
	Blume, Richard	1	5	9	5:18.006	12.418	31.311	32.707			12

Car#	1	2	3	4	5	6	7	8	9	10
	Blume	Karam	Kretzschmar	Francola	Torres					
1.	3/38.653 8/5:09.1	2/35.723 9/5:21.4	1/31.329 10/5:13.2	4/40.034 8/5:20.2	5/40.166 8/5:21.3					
2.	5/38.100 8/5:07.0	2/29.378 10/5:25.5	1/26.640 11/5:18.8	3/31.120 9/5:20.1	4/31.417 9/5:22.1					
3.	5/31.952 9/5:26.1	2/27.511 10/5:08.6	1/29.051 11/5:19.0	3/31.294 9/5:07.3	4/31.435 9/5:09.0					
4.	5/34.277 9/5:21.7	2/27.888 10/5:01.2	1/26.749 11/5:12.8	3/28.906 10/5:28.3	4/33.675 9/5:07.5					
5.	5/37.844 9/5:25.4	2/27.090 11/5:24.6	1/27.448 11/5:10.6	3/29.633 10/5:21.9	4/36.593 9/5:11.9					
6.	5/31.311 9/5:18.2	2/28.856 11/5:23.4	1/27.193 11/5:08.7	3/31.207 10/5:20.3	4/33.545 9/5:10.2					
7.	5/32.420 9/5:14.4	2/28.881 11/5:22.6	1/27.803 11/5:08.3	3/31.819 10/5:20.0	4/33.947 9/5:09.5					
8.	5/33.577 9/5:12.8	2/29.986 11/5:23.5	1/29.894 11/5:10.9	3/34.315 10/5:22.9	4/32.459 9/5:07.3					
9.	5/39.872 9/5:18.0	2/27.142 11/5:20.7	1/29.990 11/5:13.0	3/29.398 10/5:19.7	4/32.351 9/5:05.5					
10.		2/31.117 11/5:22.9	1/29.017 11/5:13.6	3/31.414 10/5:19.1						
11.		2/33.118 11/5:26.6	1/28.044 11/5:13.1							

Top Qualifiers	Qual#	Laps	Race Time (Difference)	Round	Race	Pos in Race	Fast Lap
Segui, Carlos	1	12	5:23.422	1	9	1	25.617
Kretzschmar, Loren	2	11	5:12.625	1	7	1	26.888
Garcia, Nelson	3	11	5:14.650	2.025	1	9	26.135
Karam, Neil	4	11	5:20.924	6.274	1	7	25.776
Smith, Austin	5	11	5:22.927	2.003	1	8	26.429
Saib, Noah	6	10	5:09.947		1	9	28.794
Francola, Brad	7	10	5:19.140	9.193	2	7	28.906
Hernandez, Stephen	8	10	5:24.374	5.234	1	8	27.500
Dudley, Jeff	9	9	5:01.861		1	9	28.938
Torres, Rodelay	10	9	5:05.588	3.727	2	7	31.417

Electric Buggy

Top Qualifier is Segui, Carlos 12/5: 23.422 (Rnd 1)

Round 2

8

Race Day

Ser#42318

Timing and Scoring by www.RCScoringPro.com

Sponsor	Driver Name	Car	Pos	Laps	Race Time	Behind	Fast Lap	Average Top 5	Top 10	Top 15	Q#
	Smith, Austin	6	1	11	5:00.325		26.095	26.200	26.602		2
	Perez, Luis	1	2	11	5:01.668	1.343	26.112	26.540	27.108		3
	Hernandez, Stephen	5	3	11	5:11.762	11.437	26.503	27.582	28.205		4
	Sabi, Kemo	2	4	9	5:12.388		29.090	33.058			12
	Parra, Nicholas	4	5	4	2:08.111		28.723				15

Car#	1	2	3	4	5	6	7	8	9	10
	Perez	Sabi		Parra	Hernandez	Smith				
1.	1/27.431 11/5:01.7	5/37.778 8/5:02.2		4/28.723 11/5:15.9	3/28.096 11/5:09.1	2/27.489 11/5:02.3				
2.	2/26.705 12/5:24.8	5/36.466 9/5:34.0		4/31.978 10/5:03.5	3/28.192 11/5:09.5	1/26.334 12/5:22.9				
3.	3/30.585 11/5:10.6	5/33.740 9/5:23.9		4/32.964 10/5:12.1	2/28.428 11/5:10.6	1/27.010 12/5:23.3				
4.	2/27.094 11/5:07.4	5/35.580 9/5:23.0		4/34.446 10/5:20.2	3/29.638 11/5:14.4	1/26.095 12/5:20.7				
5.	2/26.804 11/5:04.9	4/33.607 9/5:18.9			3/29.298 11/5:16.0	1/26.153 12/5:19.3				
6.	2/27.126 11/5:03.8	4/33.274 9/5:15.6			3/29.713 11/5:17.8	1/27.105 12/5:20.3				
7.	1/26.112 11/5:01.4	4/36.109 9/5:16.9			3/28.256 11/5:16.8	2/34.304 11/5:05.6				
8.	1/26.172 12/5:27.0	4/29.090 9/5:10.0			3/27.207 11/5:14.6	2/26.277 11/5:03.5				
9.	2/29.689 11/5:02.7	4/36.744 9/5:12.3			3/26.503 11/5:12.0	1/26.579 11/5:02.3				
10.	2/26.908 11/5:02.0				3/27.913 11/5:11.5	1/26.839 11/5:01.6				
11.	2/27.042 11/5:01.6				3/28.518 11/5:11.7	1/26.140 11/5:00.3				

Top Qualifiers	Qual#	Laps	Race Time (Difference)	Round	Race	Pos in Race	Fast Lap
Segui, Carlos	1	12	5:23.422	1	9	1	25.617
Smith, Austin	2	11	5:00.325	2	8	1	26.095
Perez, Luis	3	11	5:01.668 1.343	2	8	2	26.112
Hernandez, Stephen	4	11	5:11.762 10.09	2	8	3	26.503
Kretzschmar, Loren	5	11	5:12.625 0.863	1	7	1	26.888
Garcia, Nelson	6	11	5:14.650 2.025	1	9	2	26.135
Karam, Neil	7	11	5:20.924 6.274	1	7	2	25.776
Saib, Noah	8	10	5:09.947	1	9	3	28.794
Francola, Brad	9	10	5:19.140 9.193	2	7	3	28.906
Dudley, Jeff	10	9	5:01.861	1	9	4	28.938

Electric Buggy

Top Qualifier is Segui, Carlos 12/5: 23.422 (Rnd 1)

Round 2

9

Race Day

Ser#42318

Timing and Scoring by www.RCScoringPro.com

Sponsor	Driver Name	Car	Pos	Laps	Race Time	Behind	Fast Lap	Average Top 5	Top 10	Top 15	Q#
	Segui, Carlos	1	1	12	5:21.207		25.612	26.045	26.548		1
	Garcia, Nelson	5	2	11	5:17.013		25.946	26.755	28.188		6
	Saib, Noah	3	3	11	5:35.299	18.286	28.193	28.925	29.965		8
	Dudley, Jeff	4	4	10	5:14.691		29.421	29.820	31.469		9
	Smith, Web	2	5	9	5:02.536		31.331	32.325			11

Car#	1	2	3	4	5	6	7	8	9	10
	Segui	Smith	Saib	Dudley	Garcia					
1.	2/27.878 11/5:06.6	5/35.682 9/5:21.1	3/29.172 11/5:20.8	4/29.450 11/5:23.9	1/27.260 12/5:27.1					
2.	2/27.035 11/5:02.0	5/33.451 9/5:11.0	4/32.572 10/5:08.6	3/29.421 11/5:23.7	1/27.514 11/5:01.2					
3.	2/27.026 11/5:00.4	5/31.949 9/5:03.2	3/29.091 10/5:02.8	4/35.325 10/5:14.0	1/26.733 12/5:26.0					
4.	1/26.298 12/5:24.7	5/34.183 9/5:04.3	3/30.462 10/5:03.2	4/34.654 10/5:22.1	2/27.216 12/5:26.1					
5.	2/27.281 12/5:25.2	5/33.773 9/5:04.2	3/29.634 10/5:01.8	4/31.197 10/5:20.1	1/25.946 12/5:23.2					
6.	1/25.612 12/5:22.2	5/33.415 9/5:03.6	3/29.355 10/5:00.4	4/31.076 10/5:18.5	2/31.210 11/5:04.1					
7.	1/25.739 12/5:20.3	5/37.273 9/5:08.2	3/29.116 11/5:29.0	4/31.209 10/5:17.6	2/28.115 11/5:04.8					
8.	1/26.422 12/5:19.9	5/31.479 9/5:05.0	3/29.054 11/5:27.8	4/29.517 10/5:14.8	2/35.135 11/5:15.0					
9.	1/27.492 12/5:21.0	5/31.331 9/5:02.5	3/33.005 10/5:01.6	4/29.638 10/5:12.7	2/28.145 11/5:14.4					
10.	1/27.847 12/5:22.3		3/28.193 11/5:29.6	4/33.204 10/5:14.6	2/26.621 11/5:12.2					
11.	1/26.172 12/5:21.6		3/35.645 10/5:04.8		2/33.118 11/5:17.0					
12.	1/26.405 12/5:21.2									

Top Qualifiers	Qual#	Laps	Race Time (Difference)	Round	Race	Pos in Race	Fast Lap
Segui, Carlos	1	12	5:21.207	2	9	1	25.612
Smith, Austin	2	11	5:00.325	2	8	1	26.095
Perez, Luis	3	11	5:01.668 1.343	2	8	2	26.112
Hernandez, Stephen	4	11	5:11.762 10.09	2	8	3	26.503
Kretzschmar, Loren	5	11	5:12.625 0.863	1	7	1	26.888
Garcia, Nelson	6	11	5:14.650 2.025	1	9	2	26.135
Karam, Neil	7	11	5:20.924 6.274	1	7	2	25.776
Saib, Noah	8	11	5:35.299 14.37	2	9	3	28.193
Dudley, Jeff	9	10	5:14.691	2	9	4	29.421
Francola,Brad	10	10	5:19.140 4.449	2	7	3	28.906

4WD Short Course

Round 2

Top Qualifier is Parra, Nicholas 10/5: 14.763 (Rnd 1)

10

Race Day

Ser#42318

Timing and Scoring by www.RCScoringPro.com

Sponsor	Driver Name	Car	Pos	Laps	Race Time	Behind	Fast Lap	Average Top 5	Top 10	Top 15	Q#
	Parra, Nicholas	5	1	10	5:12.221		28.811	29.731	31.222		1
	Torres, Rodelay	3	2	9	5:16.122		30.848	33.034			2
	Dominguez, Pedro	7	3	9	5:32.618	16.496	33.662	34.858			4
	Francola, Brad	1	4	8	5:03.931		34.213	34.725			5
	Smith, Austin	6	5	4	2:03.796		29.074				7
	Smith, Dexter	4	6	3	1:43.418		32.182				3
	Smith, Steve	2	7	2	1:22.572		37.342				6

Car#	1	2	3	4	5	6	7	8	9	10
	Francola	Smith	Torres	Smith	Parra	Smith	ominguez.Ped			
1.	7/43.115 7/5:01.8	4/37.342 9/5:36.0	6/40.120 8/5:20.9	1/32.182 10/5:21.8	2/34.223 9/5:07.9	3/34.583 9/5:11.2	5/38.430 8/5:07.4			
2.	6/34.554 8/5:10.6	7/45.230 8/5:30.2	5/36.607 8/5:06.9	2/32.935 10/5:25.6	3/31.110 10/5:26.6	1/29.074 10/5:18.2	4/35.726 9/5:33.7			
3.	6/47.908 8/5:34.8		5/35.009 9/5:35.2	3/38.301 9/5:10.2	2/30.895 10/5:20.7	1/29.926 10/5:11.9	4/36.556 9/5:32.1			
4.	5/39.281 8/5:29.7		3/33.177 9/5:26.0		2/29.439 10/5:14.1	1/30.213 10/5:09.5	4/35.843 9/5:29.7			
5.	4/35.889 8/5:21.1		2/36.495 9/5:26.5		1/29.956 10/5:11.2		3/42.582 8/5:02.6			
6.	4/34.529 8/5:13.7		2/37.729 9/5:28.7		1/30.350 10/5:09.9		3/33.709 9/5:34.2			
7.	4/34.442 8/5:08.2		2/30.848 9/5:21.4		1/30.367 10/5:09.0		3/35.351 9/5:31.9			
8.	4/34.213 8/5:03.9		2/31.988 9/5:17.2		1/30.097 10/5:08.0		3/33.662 9/5:28.3			
9.			2/34.149 9/5:16.1		1/28.811 10/5:05.8		3/40.759 9/5:32.6			
10.					1/36.973 10/5:12.2					

Top Qualifiers	Qual#	Laps	Race Time (Difference)	Round	Race	Pos in Race	Fast Lap
Parra, Nicholas	1	10	5:12.221	2	10	1	28.811
Torres, Rodelay	2	9	5:14.546	1	10	2	29.692
Smith, Dexter	3	9	5:25.228 10.68	1	10	3	31.407
Dominguez, Pedro	4	9	5:32.618 7.390	2	10	3	33.662
Francola, Brad	5	8	5:03.931	2	10	4	34.213
Smith, Steve	6	7	5:29.127	1	10	6	34.215
Smith, Austin	7	6	3:09.188	1	10	7	29.852

Tenth Scale Truggy

Round 2

Top Qualifier is Kretzschmar, Loren 11/5: 15.241 (Rnd 1)

11

Race Day

Ser#42318

Timing and Scoring by www.RCSoringPro.com

Sponsor	Driver Name	Car	Pos	Laps	Race Time	Behind	Fast Lap	Average Top 5	Top 10	Top 15	Q#
	Kretzschmar, Loren	1	1	11	5:16.552		26.598	27.078	28.227		1
	Baio, Joe	2	2	11	5:17.638	1.086	27.761	28.150	28.723		2
	Francola, Brad	6	3	10	5:04.641		28.159	29.371	30.464		3
	Cooper, Jared	7	4	10	5:13.082	8.441	27.739	28.635	31.308		4
	Hancock, John	4	5	10	5:28.241	23.600	27.586	29.226	32.824		5
	Sabi, Kemo	5	6	10	5:29.685	25.044	28.521	30.292	32.968		6
	Lee, Pak	3	7	7	5:15.873		30.550	32.428			7

Car#	1	2	3	4	5	6	7	8	9	10
	Kretzschmar	Baio	Lee	Hancock	Sabi	Francola	Cooper			
1.	6/34.283 9/5:08.5	2/28.921 11/5:18.1	5/34.179 9/5:07.6	7/34.741 9/5:12.6	3/31.614 10/5:16.1	4/32.424 10/5:24.2	1/28.094 11/5:08.9			
2.	3/27.132 10/5:07.1	1/29.418 11/5:20.8	6/31.617 10/5:29.0	5/29.659 10/5:22.0	7/37.569 9/5:11.3	2/28.159 10/5:02.8	4/36.112 10/5:21.0			
3.	2/26.883 11/5:23.7	1/29.011 11/5:20.2	6/30.977 10/5:22.5	5/31.748 10/5:20.5	7/32.419 9/5:04.8	3/31.130 10/5:05.6	4/30.303 10/5:15.0			
4.	2/29.556 11/5:24.0	1/30.405 11/5:23.8	6/37.051 9/5:01.0	7/42.027 9/5:10.9	5/29.925 10/5:28.8	3/29.588 10/5:03.2	4/30.094 10/5:11.5			
5.	1/27.447 11/5:19.6	2/27.761 11/5:20.1	7/34.818 9/5:03.5	5/27.586 10/5:31.5	6/36.902 9/5:03.1	3/32.473 10/5:07.5	4/35.630 10/5:20.4			
6.	2/30.778 11/5:22.8	1/27.797 11/5:17.7	7/30.550 10/5:31.9	5/29.178 10/5:24.9	6/29.309 10/5:29.5	3/29.691 10/5:05.7	4/27.739 10/5:13.2			
7.	2/27.331 11/5:19.6	1/28.262 11/5:16.7	7/116.681 7/5:15.8	5/32.165 10/5:24.4	6/32.091 10/5:28.3	3/29.740 10/5:04.5	4/36.482 10/5:20.6			
8.	2/30.285 11/5:21.3	1/28.008 11/5:15.6		5/28.838 10/5:19.9	6/28.521 10/5:22.9	3/29.976 10/5:03.9	4/29.081 10/5:16.9			
9.	2/26.598 11/5:18.1	1/29.841 11/5:17.0		6/41.432 10/5:30.4	5/34.539 10/5:25.4	3/29.679 10/5:03.1	4/31.378 10/5:16.5			
10.	2/28.534 11/5:17.7	1/29.137 11/5:17.4		5/30.867 10/5:28.2	6/36.796 10/5:29.6	3/31.781 10/5:04.6	4/28.169 10/5:13.0			
11.	1/27.725 11/5:16.5	2/29.077 11/5:17.6								

Top Qualifiers	Qual#	Laps	Race Time (Difference)	Round	Race	Pos in Race	Fast Lap
Kretzschmar, Loren	1	11	5:15.241	1	11	1	26.588
Baio, Joe	2	11	5:17.638 2.397	2	11	2	27.761
Francola, Brad	3	10	5:04.641	2	11	3	28.159
Cooper, Jared	4	10	5:13.082 8.441	2	11	4	27.739
Hancock, John	5	10	5:28.241 15.15	2	11	5	27.586
Sabi, Kemo	6	10	5:29.685 1.444	2	11	6	28.521
Lee, Pak	7	7	5:15.873	2	11	7	30.550

Electric Buggy (B Main)

Top Qualifier is Segui, Carlos 12/5: 21.207 (Rnd 2)

Round 3

3

Race Day

Ser#42318

Timing and Scoring by www.RCScoringPro.com

Sponsor	Driver Name	Car	Pos	Laps	Race Time	Behind	Fast Lap	Average Top 5	Top 10	Top 15	Q#
	Saib, Noah	3	1	12	5:22.695		26.612	27.031	27.746		8
	Parra, Nicholas	8	2	11	5:22.559		28.181	28.750	30.946		15
	Dudley, Jeff	4	3	11	5:32.336	9.777	28.206	29.967	32.497		9
	Sabi, Kemo	7	4	11	5:35.928	13.369	27.823	28.428	31.979		13
	Francola, Brad	6	5	10	5:03.233		29.616	30.379			10
	Blume, Richard	1	6	10	5:20.797	17.564	31.524	32.651			14
	Torres, Rodelay	5	7	10	5:35.119	31.886	29.236	33.181			12
	Smith, Web	2	8	9	5:03.004		29.708	32.900			11

Car#	1	2	3	4	5	6	7	8	9	10
	Blume	Smith	Saib	Dudley	Torres	Francola	Sabi	Parra		
1.	4/8.650 35/5:02.7	5/11.325 27/5:05.6	1/5.718 53/5:03.1	2/7.362 41/5:01.7	8/16.556 19/5:14.6	3/7.380 41/5:02.5	7/16.136 19/5:06.6	6/13.094 23/5:01.0		
2.	3/31.524 15/5:01.2	5/32.081 14/5:03.8	1/27.788 18/5:01.5	2/31.363 16/5:09.8	8/38.559 11/5:03.1	7/46.805 12/5:25.1	6/34.091 12/5:01.3	4/28.181 15/5:09.5		
3.	4/32.862 13/5:16.5	5/29.708 13/5:16.8	1/27.284 15/5:03.9	2/28.206 14/5:12.3	8/38.549 10/5:12.1	6/31.260 11/5:13.3	7/38.238 11/5:24.3	3/30.367 13/5:10.4		
4.	4/32.960 12/5:18.0	5/39.813 11/5:10.5	1/27.828 14/5:10.1	2/29.037 13/5:11.9	8/38.267 10/5:29.8	6/32.784 11/5:25.1	7/31.107 11/5:28.8	3/28.762 12/5:01.2		
5.	4/33.175 11/5:06.1	7/43.925 10/5:13.6	1/26.960 13/5:00.5	3/34.614 12/5:13.3	8/37.283 9/5:04.5	5/33.108 10/5:02.6	6/35.615 10/5:10.3	2/28.716 12/5:09.8		
6.	5/43.312 10/5:04.1	7/32.398 10/5:15.4	1/26.612 13/5:08.0	3/41.014 11/5:14.5	8/31.325 9/5:00.8	4/30.467 10/5:03.0	6/28.005 10/5:05.3	2/32.867 12/5:23.9		
7.	6/37.062 10/5:13.6	7/37.532 10/5:23.9	1/39.519 12/5:11.5	3/31.243 11/5:18.7	8/29.236 10/5:28.2	5/30.793 10/5:03.7	4/27.940 10/5:01.6	2/31.996 11/5:04.8		
8.	6/32.733 10/5:15.3	7/32.781 10/5:24.4	1/27.202 12/5:13.3	3/30.715 11/5:21.1	8/36.565 10/5:32.9	5/29.616 10/5:02.7	4/28.285 11/5:29.2	2/33.869 11/5:13.2		
9.	6/34.622 10/5:18.7	8/43.441 9/5:03.0	1/27.095 12/5:14.6	3/31.260 11/5:23.6	7/33.104 10/5:32.7	5/30.483 10/5:03.0	4/27.823 11/5:26.6	2/29.409 11/5:14.4		
10.	6/33.897 10/5:20.7		1/27.765 12/5:16.5	3/30.636 11/5:24.9	7/35.675 9/5:01.6	5/30.537 10/5:03.2	4/30.088 11/5:27.0	2/28.683 11/5:14.5		
11.			1/28.334 12/5:18.6	3/36.886 10/5:02.1			4/38.600 10/5:05.3	2/36.615 11/5:22.5		
12.			1/30.590 12/5:22.6							

4WD Short Course (A Main)

Top Qualifier is Parra, Nicholas 10/5: 12.221 (Rnd 2)

Round 3

6

Race Day

Ser#42318

Timing and Scoring by www.RCScorePro.com

Sponsor	Driver Name	Car	Pos	Laps	Race Time	Behind	Fast Lap	Average Top 5	Top 10	Top 15	Q#
	Smith, Austin	6	1	18	8:20.809		26.750	27.352	27.838	28.372	7
	Parra, Nicholas	5	2	17	8:17.009		28.471	29.028	29.488	30.344	1
	Smith, Dexter	4	3	16	8:11.609		28.702	29.542	30.300	31.766	3
	Torres, Rodelay	3	4	16	8:17.987	6.378	29.274	30.164	31.050	32.388	2
	Smith, Steve	2	5	15	8:34.378		30.775	32.607	33.887		6
	Francola, Brad	1	6	14	8:08.410		30.443	31.222	34.133		5
	Dominguez, Pedro	7	7	14	8:24.437	16.027	33.535	34.227	36.248		4

Car#	1	2	3	4	5	6	7	8	9	10
	Francola	Smith	Torres	Smith	Parra	Smith	ominguez.Ped			
1.	4/9.268 52/8:02.0	2/8.305 58/8:01.4	6/12.165 40/8:06.3	7/15.114 32/8:03.5	1/6.157 78/8:00.4	5/10.937 44/8:01.3	3/8.541 57/8:06.7			
2.	4/33.977 23/8:17.2	3/32.636 24/8:11.2	7/37.567 20/8:17.2	6/34.127 20/8:12.4	1/28.857 28/8:10.1	2/28.648 25/8:14.8	5/40.073 20/8:06.1			
3.	6/38.998 18/8:13.4	3/31.745 20/8:04.6	5/31.381 18/8:06.6	4/31.632 18/8:05.2	1/28.471 23/8:06.6	2/31.548 21/8:17.9	7/40.749 17/8:26.3			
4.	5/30.443 18/8:27.1	3/30.775 19/8:11.4	6/33.311 17/8:06.2	4/30.545 18/8:21.3	1/30.450 21/8:13.1	2/29.413 20/8:22.7	7/33.535 16/8:11.6			
5.	5/31.638 17/8:10.6	3/34.794 18/8:17.6	6/31.266 17/8:15.3	4/29.766 17/8:00.0	1/35.696 19/8:12.5	2/30.758 19/8:18.9	7/40.530 15/8:10.2			
6.	6/50.744 15/8:07.6	4/34.735 17/8:10.1	5/29.274 17/8:15.7	3/28.702 17/8:01.3	2/32.843 18/8:07.4	1/27.677 19/8:23.4	7/48.370 14/8:14.2			
7.	6/32.785 15/8:08.2	5/36.572 17/8:28.9	4/31.516 17/8:21.4	3/29.364 17/8:03.8	2/29.364 18/8:13.3	1/27.339 19/8:25.7	7/35.544 14/8:14.6			
8.	6/42.781 15/8:27.4	5/34.342 16/8:07.8	4/33.790 16/8:00.5	3/31.490 17/8:10.3	2/32.031 18/8:23.7	1/32.749 18/8:12.9	7/38.369 14/8:19.9			
9.	6/31.226 15/8:23.0	5/36.074 16/8:17.7	4/30.596 16/8:01.5	3/37.838 17/8:27.3	2/30.315 17/8:00.1	1/28.931 18/8:16.0	7/36.828 14/8:21.7			
10.	6/43.757 14/8:03.8	5/35.983 16/8:25.5	4/29.572 16/8:00.7	3/29.855 17/8:27.3	2/29.304 17/8:01.9	1/27.121 18/8:15.2	7/33.703 14/8:18.7			
11.	6/43.315 14/8:15.0	5/33.679 16/8:28.5	4/35.754 16/8:09.0	3/35.085 16/8:05.1	2/33.239 17/8:09.4	1/28.057 18/8:16.1	7/44.299 14/8:29.7			
12.	6/31.765 14/8:10.8	5/35.980 15/8:02.0	4/30.574 16/8:09.0	3/30.692 16/8:05.6	2/30.942 17/8:12.5	1/28.223 18/8:17.0	7/34.877 14/8:27.9			
13.	6/31.038 14/8:06.4	5/57.406 15/8:31.1	4/33.194 16/8:12.2	3/30.932 16/8:06.3	2/30.042 17/8:13.9	1/28.570 18/8:18.4	7/34.125 14/8:25.6			
14.	6/36.675 14/8:08.4	5/34.201 15/8:31.3	4/32.328 16/8:14.0	3/30.022 16/8:05.8	2/31.221 17/8:16.5	1/28.669 18/8:19.6	7/34.894 14/8:24.4			
15.		5/37.151 14/8:00.0	4/30.803 16/8:13.9	3/33.110 16/8:08.8	2/29.476 17/8:16.8	1/28.119 18/8:20.1				
16.			4/34.896 16/8:17.9	3/33.335 16/8:11.6	2/29.144 17/8:16.7	1/27.872 18/8:20.2				
17.					2/29.457 17/8:17.0	1/29.428 18/8:21.9				
18.						1/26.750 18/8:20.8				

