



SFORCSVI Race 5

Ser#42318

Timing and Scoring by www.RCSoringPro.com

Sponsor	Driver Name	Car	Pos	Laps	Race Time	Behind	Fast Lap	Average Top 5	Top 10	Top 15	Q#
	Romano, Robert	2	1	11	5:11.315		27.349	27.709	28.161		1
	Garcia, Nelson	4	2	11	5:19.559	8.244	27.361	27.651	28.350		2
	Lino, Rino	1	3	11	5:23.147	11.832	28.396	28.844	29.192		3
	Hernandez, Johnathan	6	4	10	5:02.887		28.500	28.869	30.289		4
	Gibson, Adrian	7	5	10	5:10.773	7.886	28.581	28.768	31.077		5
	Diaz, Mke	3	6	2	4:06.463		86.390				6
	Lee, Pak	5	7	0							7

Car#	1	2	3	4	5	6	7	8	9	10
	Lino	Romano	Diaz	Garcia	Lee	Hernandez	Gibson			
1.	3/28.396 11/5:12.3	1/27.868 11/5:06.5	6/160.073 2/5:20.1	2/28.329 11/5:11.6		5/30.594 10/5:05.8	4/28.858 11/5:17.4			
2.	3/30.520 11/5:24.0	1/27.695 11/5:05.5	6/86.390 3/6:09.6	2/27.769 11/5:08.5		5/29.301 11/5:29.3	4/30.168 11/5:24.6			
3.	2/29.110 11/5:22.7	1/28.632 11/5:08.7		4/36.054 10/5:07.1		3/30.225 10/5:00.4	5/37.205 10/5:20.7			
4.	2/31.223 11/5:27.9	1/28.501 11/5:09.9		3/30.265 10/5:06.0		4/34.527 10/5:11.6	5/39.677 9/5:05.7			
5.	2/29.133 11/5:26.4	1/29.201 11/5:12.1		3/30.424 10/5:05.6		4/33.084 10/5:15.4	5/29.048 10/5:29.9			
6.	2/29.297 11/5:25.7	1/28.088 11/5:11.6		3/28.431 10/5:02.1		4/28.611 10/5:10.5	5/28.641 10/5:22.6			
7.	2/29.102 11/5:24.9	1/28.239 11/5:11.4		3/27.747 11/5:28.4		4/30.111 10/5:09.2	5/30.167 10/5:19.6			
8.	2/28.813 11/5:23.9	1/29.703 11/5:13.4		3/27.661 11/5:25.4		4/28.876 10/5:06.6	5/28.581 10/5:15.4			
9.	2/28.801 11/5:23.1	1/28.494 11/5:13.4		3/27.801 11/5:23.2		4/29.058 10/5:04.8	5/28.711 10/5:12.2			
10.	3/29.323 11/5:23.0	1/27.349 11/5:12.1		2/27.717 11/5:21.4		4/28.500 10/5:02.8	5/29.717 10/5:10.7			
11.	3/29.429 11/5:23.1	1/27.545 11/5:11.3		2/27.361 11/5:19.5						

Electric Buggy

Round 1

2

SFORCSVI Race 5

Ser#42318

Timing and Scoring by www.RCScoringPro.com

Sponsor	Driver Name	Car	Pos	Laps	Race Time	Behind	Fast Lap	Average Top 5	Top 10	Top 15	Q#
	Paulins, Matt	1	1	11	5:16.459		27.382	27.628	28.395		1
	Bates, Kevin	6	2	11	5:25.749	9.290	27.080	27.500	28.755		2
	Murciano, Aaron	2	3	11	5:25.832	9.373	27.892	28.710	29.075		3
	Hernandez, Stephen	7	4	11	5:28.239	11.780	28.061	28.544	29.515		4
	Karam, Neil	5	5	11	5:28.888	12.429	28.142	28.586	29.585		5
	Perez, Luis	4	6	10	5:02.875		27.190	28.047	30.288		6
	Cox, Joshua	3	7	10	5:06.794	3.919	28.174	29.015	30.679		7
	Davis, Teddy	8	8	9	5:03.561		30.618	31.370			8

Car# 1	2	3	4	5	6	7	8	9	10
Paulins	Murciano	Cox	Perez	Karam	Bates	Hernandez	Davis		
1. 7/32.511 10/5:25.0	5/29.310 11/5:22.4	2/28.597 11/5:14.6	3/28.704 11/5:15.6	6/30.004 11/5:30.0	1/27.790 11/5:05.6	4/28.763 11/5:16.3	8/33.392 9/5:00.5		
2. 7/28.681 10/5:05.9	5/29.366 11/5:22.7	4/29.739 11/5:20.8	1/27.190 11/5:07.3	6/30.636 10/5:03.1	2/28.477 11/5:09.4	3/28.829 11/5:16.7	8/30.618 10/5:20.0		
3. 6/27.382 11/5:24.7	3/29.207 11/5:22.2	4/29.673 11/5:22.7	2/30.567 11/5:17.0	7/28.721 11/5:27.6	1/27.080 11/5:05.6	5/30.825 11/5:24.2	8/36.329 9/5:01.0		
4. 3/27.722 11/5:19.8	4/29.459 11/5:22.6	7/29.731 11/5:23.7	2/27.776 11/5:14.1	6/28.142 11/5:23.1	1/27.141 11/5:03.8	5/28.932 11/5:22.7	8/31.668 10/5:30.0		
5. 3/28.700 11/5:19.0	6/29.817 11/5:23.7	7/34.863 10/5:05.1	2/29.063 11/5:15.2	4/28.740 11/5:21.7	1/27.818 11/5:04.2	5/28.943 11/5:21.8	8/30.715 10/5:25.4		
6. 3/31.466 11/5:23.5	7/35.087 10/5:03.7	6/29.099 10/5:02.8	2/30.793 11/5:19.1	4/32.386 11/5:27.4	1/27.672 11/5:04.2	5/33.092 11/5:28.8	8/34.103 10/5:28.0		
7. 3/27.436 11/5:20.4	6/29.201 10/5:02.0	7/36.556 10/5:11.8	2/27.796 11/5:17.2	5/30.580 11/5:28.7	1/31.545 11/5:10.3	4/28.473 11/5:26.6	8/32.366 10/5:27.4		
8. 3/27.588 11/5:18.2	5/27.892 11/5:29.0	7/30.828 10/5:11.3	2/28.769 11/5:17.1	6/33.040 10/5:02.8	1/31.874 11/5:15.4	4/28.592 11/5:25.1	8/42.885 9/5:06.0		
9. 1/28.888 11/5:18.2	4/28.405 11/5:27.2	7/29.534 10/5:09.5	2/30.339 11/5:19.0	6/28.643 10/5:00.9	3/38.200 11/5:27.0	5/32.242 11/5:28.3	8/31.485 9/5:03.5		
10. 1/28.011 11/5:17.2	3/29.243 11/5:26.6	7/28.174 10/5:06.7	6/41.878 10/5:02.8	5/28.684 11/5:29.5	4/29.419 11/5:26.7	2/28.061 11/5:26.4			
11. 1/28.074 11/5:16.4	3/28.845 11/5:25.8			5/29.312 11/5:28.8	2/28.733 11/5:25.7	4/31.487 11/5:28.2			

Top Qualifiers	Qual#	Laps	Race Time (Difference)	Round	Race	Pos in Race	Fast Lap
Paulins, Matt	1	11	5:16.459	1	2	1	27.382
Bates, Kevin	2	11	5:25.749 9.290	1	2	2	27.080
Murciano, Aaron	3	11	5:25.832 0.083	1	2	3	27.892
Hernandez, Stephen	4	11	5:28.239 2.407	1	2	4	28.061
Karam, Neil	5	11	5:28.888 0.649	1	2	5	28.142
Perez, Luis	6	10	5:02.875	1	2	6	27.190
Cox, Joshua	7	10	5:06.794 3.919	1	2	7	28.174
Davis, Teddy	8	9	5:03.561	1	2	8	30.618

Electric Buggy

Top Qualifier is Paulins, Matt 11/5: 16.459 (Rnd 1)

Round 1

3

SFORCSVI Race 5

Ser#42318

Timing and Scoring by www.RCScorePro.com

Sponsor	Driver Name	Car	Pos	Laps	Race Time	Behind	Fast Lap	Average Top 5	Top 10	Top 15	Q#
	Crawlz, Rocky	4	1	11	5:27.649		28.529	28.980	29.552		4
	Parra, Nicholas	3	2	11	5:27.712	0.063	28.712	28.855	29.374		5
	Diaz, Mke	2	3	10	5:04.960		28.759	29.327	30.496		9
	Sabi, Kemo	6	4	10	5:09.137	4.177	28.634	29.441	30.914		11
	Bilogan, Steve	1	5	10	5:23.987	19.027	30.343	30.849	32.399		12
	Louis, Richard	7	6	10	5:36.731	31.771	30.988	32.120	33.673		13
	Bernabe, Willie	5	7	9	5:18.248		30.629	33.238			15
	Romano, Robert	8	8	7	3:15.706		27.081	27.601			16

Car#	1	2	3	4	5	6	7	8	9	10
	Bilogan	Diaz	Parra	Crawlz	Bernabe	Sabi	Louis	Romano		
1.	4/31.447 10/5:14.5	2/30.198 10/5:02.0	6/33.971 9/5:05.7	3/30.605 10/5:06.1	8/37.764 8/5:02.0	5/32.594 10/5:25.9	7/35.957 9/5:23.6	1/28.251 11/5:10.7		
2.	3/31.014 10/5:12.3	4/32.657 10/5:14.2	5/28.932 10/5:14.5	2/29.086 11/5:28.2	8/33.480 9/5:20.5	6/30.522 10/5:15.5	7/31.781 9/5:04.8	1/28.092 11/5:09.8		
3.	6/37.759 9/5:00.6	4/30.711 10/5:11.8	3/30.640 10/5:11.8	2/29.964 11/5:28.7	8/34.020 9/5:15.7	5/30.466 10/5:11.9	7/32.556 9/5:00.8	1/27.726 11/5:08.2		
4.	6/31.483 10/5:29.2	5/32.699 10/5:15.6	4/28.950 10/5:06.2	2/29.119 11/5:26.6	8/30.629 9/5:05.7	3/28.909 10/5:06.2	7/33.577 9/5:01.2	1/27.218 11/5:06.0		
5.	6/33.198 10/5:29.8	5/32.058 10/5:16.6	3/28.712 10/5:02.3	2/29.531 11/5:26.2	8/33.154 9/5:04.2	4/29.787 10/5:04.5	7/33.538 9/5:01.3	1/27.890 11/5:06.1		
6.	6/33.735 10/5:31.0	5/29.926 10/5:13.7	3/29.461 10/5:01.1	2/30.337 11/5:27.5	8/34.905 9/5:05.9	4/30.246 10/5:04.2	7/32.810 9/5:00.3	1/27.081 11/5:04.8		
7.	6/30.773 10/5:27.7	5/29.636 10/5:11.2	3/29.307 11/5:29.9	2/28.967 11/5:26.2	8/40.306 9/5:14.0	4/30.808 10/5:04.7	7/32.710 10/5:32.7	1/29.448 11/5:07.5		
8.	5/30.343 10/5:24.6	3/29.224 10/5:08.8	1/29.557 11/5:29.3	2/32.133 11/5:29.6	7/35.598 9/5:14.8	4/37.542 10/5:13.5	6/32.565 10/5:31.8			
9.	5/30.666 10/5:22.6	3/29.092 10/5:06.8	1/28.796 11/5:27.9	2/29.198 11/5:28.7	7/38.392 9/5:18.2	4/28.634 10/5:10.5	6/30.988 10/5:29.4			
10.	5/33.569 10/5:23.9	3/28.759 10/5:04.9	1/30.501 11/5:28.7	2/30.180 11/5:29.0		4/29.629 10/5:09.1	6/40.249 9/5:03.0			
11.			2/28.885 11/5:27.7	1/28.529 11/5:27.6						

Top Qualifiers	Qual#	Laps	Race Time (Difference)	Round	Race	Pos in Race	Fast Lap
Paulins, Matt	1	11	5:16.459	1	2	1	27.382
Bates, Kevin	2	11	5:25.749 9.290	1	2	2	27.080
Murciano, Aaron	3	11	5:25.832 0.083	1	2	3	27.892
Crawlz, Rocky	4	11	5:27.649 1.817	1	3	1	28.529
Parra, Nicholas	5	11	5:27.712 0.063	1	3	2	28.712
Hernandez, Stephen	6	11	5:28.239 0.527	1	2	4	28.061
Karam, Neil	7	11	5:28.888 0.649	1	2	5	28.142
Perez, Luis	8	10	5:02.875	1	2	6	27.190
Diaz, Mike	9	10	5:04.960 2.085	1	3	3	28.759
Cox, Joshua	10	10	5:06.794 1.834	1	2	7	28.174

Electric Buggy

Top Qualifier is Paulins, Matt 11/5: 16.459 (Rnd 1)



Round 1

4

SFORCSVI Race 5

Ser#42318

Timing and Scoring by www.RCScoringPro.com

Sponsor	Driver Name	Car	Pos	Laps	Race Time	Behind	Fast Lap	Average Top 5	Top 10	Top 15	Q#
	MacLellan, Alex	4	1	11	5:06.171		27.337	27.457	27.688		1
	Garcia, Nelson	3	2	11	5:18.129	11.958	27.249	27.539	28.621		3
	Hernandez, Johnathan	2	3	11	5:19.372	13.201	27.676	27.977	28.664		4
	Saib, Noah	6	4	11	5:22.334	16.163	28.443	28.710	29.135		5
	Kretzschmar, Loren	5	5	10	5:01.973		27.910	28.420	30.197		12
	Gibson, Adrian	9	6	10	5:08.857	6.884	27.887	28.402	30.886		16
	Hyppolight, Hans	7	7	10	5:23.160	21.187	29.564	30.133	32.316		18
	Smith, Web	8	8	10	5:29.568	27.595	30.015	30.648	32.957		20
	Blume, Richard	1	9	6	4:59.016		38.427	46.632			25

Car#	1	2	3	4	5	6	7	8	9	10
	Blume	Hernandez	Garcia	MacLellan	Kretzschmar	Saib	Hyppolight	Smith	Gibson	
1.	9/55.921 6/5:35.5	3/30.624 10/5:06.1	5/31.403 10/5:14.0	1/27.649 11/5:04.1	2/28.535 11/5:13.9	4/30.983 10/5:09.8	8/36.084 9/5:24.7	7/35.480 9/5:19.3	6/34.568 9/5:11.1	
2.	9/38.427 7/5:30.2	2/27.676 11/5:20.6	5/31.217 10/5:13.0	1/27.622 11/5:03.9	4/33.073 10/5:08.0	3/28.877 11/5:29.2	8/32.949 9/5:10.6	7/30.015 10/5:27.5	6/29.494 10/5:20.3	
3.	9/49.814 7/5:36.3	2/29.682 11/5:22.5	4/27.249 11/5:29.5	1/27.337 11/5:02.9	6/35.103 10/5:22.3	3/29.692 11/5:28.3	7/29.564 10/5:28.6	8/34.778 9/5:00.8	5/28.422 10/5:08.2	
4.	9/65.858 6/5:15.0	2/28.175 11/5:19.4	3/28.684 11/5:26.0	1/27.364 11/5:02.4	6/27.910 10/5:11.5	4/29.137 11/5:26.3	7/29.673 10/5:20.6	8/31.265 10/5:28.8	5/31.935 10/5:11.0	
5.	9/47.447 6/5:08.9	2/27.828 11/5:16.7	3/27.755 11/5:21.8	1/29.286 11/5:06.3	6/29.388 10/5:08.0	4/29.873 11/5:26.8	7/30.853 10/5:18.2	8/33.480 10/5:30.0	5/28.483 10/5:05.8	
6.	9/41.549 7/5:48.8	2/28.134 11/5:15.5	3/27.399 11/5:18.4	1/27.928 11/5:06.5	6/30.038 10/5:06.7	4/29.736 11/5:26.8	7/33.918 10/5:21.7	8/30.140 10/5:25.2	5/28.293 10/5:01.9	
7.		2/32.731 11/5:21.9	3/31.920 11/5:23.1	1/27.492 11/5:05.9	6/32.027 10/5:08.6	4/28.502 11/5:24.9	8/37.233 10/5:28.9	7/30.486 10/5:22.3	5/28.926 10/5:00.1	
8.		3/28.641 11/5:21.0	2/27.599 11/5:20.6	1/27.470 11/5:05.4	6/29.631 10/5:07.1	4/28.919 11/5:24.1	8/32.312 10/5:28.2	7/31.332 10/5:21.2	5/27.887 11/5:27.2	
9.		2/28.071 11/5:19.6	3/28.441 11/5:19.8	1/27.817 11/5:05.5	5/28.241 10/5:04.3	4/28.443 11/5:22.8	7/30.465 10/5:25.6	8/40.493 10/5:30.5	6/36.135 10/5:04.5	
10.		2/28.275 11/5:18.8	3/28.769 11/5:19.4	1/28.114 11/5:05.8	5/28.027 10/5:01.9	4/28.809 11/5:22.2	7/30.109 10/5:23.1	8/32.099 10/5:29.5	6/34.714 10/5:08.8	
11.		3/29.535 11/5:19.3	2/27.693 11/5:18.1	1/28.092 11/5:06.1		4/29.363 11/5:22.3				

Top Qualifiers	Qual#	Laps	Race Time (Difference)	Round	Race	Pos in Race	Fast Lap
MacLellan, Alex	1	11	5:06.171	1	4	1	27.337
Paulins, Matt	2	11	5:16.459 10.28	1	2	1	27.382
Garcia, Nelson	3	11	5:18.129 1.670	1	4	2	27.249
Hernandez, Johnathan	4	11	5:19.372 1.243	1	4	3	27.676
Saib, Noah	5	11	5:22.334 2.962	1	4	4	28.443
Bates, Kevin	6	11	5:25.749 3.415	1	2	2	27.080
Murciano, Aaron	7	11	5:25.832 0.083	1	2	3	27.892
Crawlz, Rocky	8	11	5:27.649 1.817	1	3	1	28.529
Parra, Nicholas	9	11	5:27.712 0.063	1	3	2	28.712
Hernandez, Stephen	10	11	5:28.239 0.527	1	2	4	28.061

4WD Short Course

Round 1

5

SFORCSVI Race 5

Ser#42318

Timing and Scoring by www.RCScoringPro.com

Sponsor	Driver Name	Car	Pos	Laps	Race Time	Behind	Fast Lap	Average Top 5	Top 10	Top 15	Q#
	Paulins, Matt	4	1	10	5:05.342		28.887	29.417	30.534		1
	Crawlz, Rocky	1	2	10	5:12.890	7.548	29.500	29.904	31.289		2
	Davis, Teddy	7	3	10	5:14.246	8.904	30.173	30.637	31.425		3
	Torres, Rodelay	3	4	10	5:16.036	10.694	29.482	29.895	31.604		4
	Smith, Dexter	6	5	9	5:07.412		30.469	32.424			5
	Sabi, Kemo	5	6	9	5:09.769	2.357	32.214	33.143			6
	Louis, Richard	2	7	0							7

Car# 1	2	3	4	5	6	7	8	9	10
Crawlz	Louis	Torres	Paulins	Sabi	Smith	Davis			
1. 3/31.264 10/5:12.6		4/31.436 10/5:14.4	1/29.503 11/5:24.5	5/32.214 10/5:22.1	6/33.984 9/5:05.8	2/30.636 10/5:06.3			
2. 2/31.023 10/5:11.4		6/39.377 9/5:18.6	1/29.355 11/5:23.7	4/35.075 9/5:02.8	5/35.240 9/5:11.4	3/33.927 10/5:22.8			
3. 2/29.952 10/5:07.4		5/30.090 9/5:02.6	1/32.882 10/5:05.7	4/33.063 9/5:01.0	6/31.832 9/5:03.1	3/30.839 10/5:18.0			
4. 2/31.246 10/5:08.6		4/29.636 10/5:26.3	1/30.505 10/5:05.6	6/37.234 9/5:09.5	5/34.874 9/5:05.8	3/30.173 10/5:13.9			
5. 2/33.451 10/5:13.8		4/30.157 10/5:21.3	1/28.887 10/5:02.2	5/34.522 9/5:09.7	6/36.257 9/5:09.9	3/32.645 10/5:16.4			
6. 2/30.417 10/5:12.2		4/32.052 10/5:21.2	1/30.053 10/5:01.9	6/32.276 9/5:06.5	5/30.469 9/5:03.9	3/30.965 10/5:15.3			
7. 4/36.388 10/5:19.6		3/30.936 10/5:19.5	1/29.864 10/5:01.5	5/33.642 9/5:06.0	6/38.919 9/5:10.5	2/30.979 10/5:14.5			
8. 3/29.500 10/5:16.5		4/30.111 10/5:17.2	1/31.940 10/5:03.7	5/36.655 9/5:09.0	6/33.512 9/5:09.4	2/30.572 10/5:13.4			
9. 2/29.891 10/5:14.5		4/29.482 10/5:14.7	1/32.876 10/5:06.5	6/35.088 9/5:09.7	5/32.325 9/5:07.4	3/32.498 10/5:14.7			
10. 2/29.758 10/5:12.8		4/32.759 10/5:16.0	1/29.477 10/5:05.3			3/31.012 10/5:14.2			

Top Qualifiers	Qual#	Laps	Race Time (Difference)		Round	Race	Pos in Race	Fast Lap
Paulins, Matt	1	10	5:05.342		1	5	1	28.887
Crawlz, Rocky	2	10	5:12.890	7.548	1	5	2	29.500
Davis, Teddy	3	10	5:14.246	1.356	1	5	3	30.173
Torres, Rodelay	4	10	5:16.036	1.790	1	5	4	29.482
Smith, Dexter	5	9	5:07.412		1	5	5	30.469
Sabi, Kemo	6	9	5:09.769	2.357	1	5	6	32.214
Louis, Richard	7	0			1	5	7	

4WD Short Course

Round 1

Top Qualifier is Paulins, Matt 10/5:05.342 (Rnd 1)



SFORCSVI Race 5

Ser#42318

Timing and Scoring by www.RCScoringPro.com

Sponsor	Driver Name	Car	Pos	Laps	Race Time	Behind	Fast Lap	Average Top 5	Top 10	Top 15	Q#
	Parra, Nicholas	3	1	10	5:08.094		29.357	29.664	30.809		2
	Smith, Austin	7	2	10	5:09.894	1.800	29.892	30.105	30.989		3
	Smith, Steve	2	3	10	5:24.773	16.679	30.732	31.215	32.477		7
	Bilogan, Steve	1	4	10	5:29.385	21.291	31.151	31.682	32.938		8
	Bernabe, Willie	6	5	9	5:39.088		33.878	35.815			11
	Hyppolight, Dave	5	6	7	5:16.482		37.646	41.037			12
	Hyppolight, Hans	4	7	0							14

Car#	1	2	3	4	5	6	7	8	9	10
	Bilogan	Smith	Parra	Hyppolight	Hyppolight	Bernabe	Smith			
1.	4/31.985 10/5:19.8	3/31.699 10/5:17.0	1/29.806 11/5:27.9		6/42.353 8/5:38.8	5/36.283 9/5:26.5	2/30.952 10/5:09.5			
2.	4/32.932 10/5:24.6	3/31.477 10/5:15.8	1/30.591 10/5:02.0		6/41.765 8/5:36.4	5/35.421 9/5:22.6	2/29.892 10/5:04.2			
3.	4/31.991 10/5:23.0	2/31.016 10/5:13.9	3/35.176 10/5:18.5		6/40.834 8/5:33.1	5/37.646 9/5:28.0	1/29.997 10/5:02.8			
4.	4/36.274 10/5:32.9	2/30.732 10/5:12.3	3/30.661 10/5:15.5		6/42.586 8/5:35.0	5/37.503 9/5:30.4	1/30.001 10/5:02.1			
5.	4/31.993 10/5:30.3	3/32.836 10/5:15.5	2/29.701 10/5:11.8		6/66.113 7/5:27.1	5/33.878 9/5:25.3	1/30.859 10/5:03.3			
6.	4/33.869 10/5:31.7	3/38.386 10/5:26.9	2/29.824 10/5:09.5		6/37.646 7/5:16.5	5/44.488 8/5:00.2	1/29.976 10/5:02.8			
7.	4/34.445 9/5:00.2	3/31.960 10/5:25.8	2/31.608 10/5:10.5		6/45.185 7/5:16.4	5/35.988 9/5:35.8	1/33.212 10/5:06.9			
8.	4/33.454 9/5:00.3	3/31.771 10/5:24.8	2/31.737 10/5:11.3			5/37.776 9/5:36.3	1/30.660 10/5:06.9			
9.	4/31.291 10/5:31.3	3/31.151 10/5:23.3	2/29.633 10/5:09.7			5/40.105 8/5:01.4	1/32.006 10/5:08.3			
10.	4/31.151 10/5:29.3	3/33.745 10/5:24.7	1/29.357 10/5:08.0				2/32.339 10/5:09.8			

Top Qualifiers	Qual#	Laps	Race Time (Difference)	Round	Race	Pos in Race	Fast Lap
Paulins, Matt	1	10	5:05.342	1	5	1	28.887
Parra, Nicholas	2	10	5:08.094 2.752	1	6	1	29.357
Smith, Austin	3	10	5:09.894 1.800	1	6	2	29.892
Crawlz, Rocky	4	10	5:12.890 2.996	1	5	2	29.500
Davis, Teddy	5	10	5:14.246 1.356	1	5	3	30.173
Torres, Rodelay	6	10	5:16.036 1.790	1	5	4	29.482
Smith, Steve	7	10	5:24.773 8.737	1	6	3	30.732
Bilogan, Steve	8	10	5:29.385 4.612	1	6	4	31.151
Smith, Dexter	9	9	5:07.412	1	5	5	30.469
Sabi, Kemo	10	9	5:09.769 2.357	1	5	6	32.214

Tenth Scale Truggy

Round 1



SFORCSVI Race 5

Ser#42318

Timing and Scoring by www.RCSoringPro.com

Sponsor	Driver Name	Car	Pos	Laps	Race Time	Behind	Fast Lap	Average Top 5	Top 10	Top 15	Q#
	Bates, Kevin	7	1	11	5:27.531		27.750	28.456	29.499		1
	Kretzschmar, Loren	1	2	10	5:08.347		29.568	30.093	30.835		2
	Hancock, John	4	3	10	5:25.203	16.856	30.768	31.402	32.520		3
	Torres, Rodelay	3	4	10	5:25.483	17.136	29.689	30.564	32.548		4
	Baio, Joe	5	5	10	5:26.440	18.093	30.759	31.114	32.644		5
	Sabi, Kemo	2	6	9	5:09.361		31.222	32.564			6
	Smith, Dexter	6	7	9	5:10.149	0.788	30.660	32.181			7
	Dominguez, Pedro	8	8	9	5:17.415	8.054	32.610	34.329			8

Car#	1	2	3	4	5	6	7	8	9	10
	Kretzschmar	Sabi	Torres	Hancock	Baio	Smith	Bates	Dominguez, Pedro		
1.	3/31.236 10/5:12.3	7/32.979 10/5:29.7	6/32.278 10/5:22.8	4/31.483 10/5:14.8	5/31.681 10/5:16.8	2/31.194 10/5:11.9	1/30.800 10/5:08.0	8/37.118 9/5:34.0		
2.	2/29.579 10/5:04.0	5/35.530 9/5:08.2	3/31.303 10/5:17.8	4/32.145 10/5:18.1	6/38.462 9/5:15.6	7/39.738 9/5:19.1	1/28.064 11/5:23.7	8/35.703 9/5:27.6		
3.	2/30.511 10/5:04.4	4/31.740 9/5:00.7	6/39.728 9/5:09.9	3/30.986 10/5:15.3	5/30.962 9/5:03.3	7/32.607 9/5:10.6	1/29.263 11/5:23.1	8/35.289 9/5:24.3		
4.	2/29.568 10/5:02.2	5/32.173 10/5:31.0	6/29.689 10/5:32.5	3/34.140 10/5:21.8	4/30.759 10/5:29.6	7/33.286 9/5:07.8	1/28.301 11/5:20.1	8/35.379 9/5:22.8		
5.	2/31.602 10/5:05.0	6/37.402 9/5:05.6	4/30.800 10/5:27.6	3/32.700 10/5:22.8	5/34.377 10/5:32.4	7/33.578 9/5:06.7	1/32.044 11/5:26.6	8/34.297 9/5:20.0		
6.	2/30.465 10/5:04.9	7/37.564 9/5:11.0	3/31.233 10/5:25.0	4/34.379 10/5:26.3	5/32.860 10/5:31.8	6/33.158 9/5:05.3	1/29.858 11/5:26.9	8/36.340 9/5:21.1		
7.	2/30.658 10/5:05.1	7/34.705 9/5:11.2	3/30.512 10/5:22.1	4/32.351 10/5:25.9	5/30.891 10/5:28.5	6/35.776 9/5:07.7	1/32.539 10/5:01.2	8/36.608 9/5:22.3		
8.	2/31.005 10/5:05.7	7/31.222 9/5:07.4	3/33.012 10/5:23.1	5/34.623 10/5:28.5	4/31.667 10/5:27.0	6/30.660 9/5:03.7	1/30.749 10/5:02.0	8/32.610 9/5:18.7		
9.	2/30.341 10/5:05.5	6/36.046 9/5:09.3	3/30.586 10/5:21.2	4/30.768 10/5:26.1	5/33.490 10/5:27.9	7/40.152 9/5:10.1	1/27.750 11/5:29.2	8/34.071 9/5:17.4		
10.	2/33.382 10/5:08.3		4/36.342 10/5:25.4	3/31.628 10/5:25.1	5/31.291 10/5:26.4		1/29.201 11/5:28.4			
11.							1/28.962 11/5:27.5			

Top Qualifiers	Qual#	Laps	Race Time (Difference)	Round	Race	Pos in Race	Fast Lap
Bates, Kevin	1	11	5:27.531	1	7	1	27.750
Kretzschmar, Loren	2	10	5:08.347	1	7	2	29.568
Hancock, John	3	10	5:25.203	16.85	1	7	30.768
Torres, Rodelay	4	10	5:25.483	0.280	1	7	29.689
Baio, Joe	5	10	5:26.440	0.957	1	7	30.759
Sabi, Kemo	6	9	5:09.361		1	7	31.222
Smith, Dexter	7	9	5:10.149	0.788	1	7	30.660
Dominguez, Pedro	8	9	5:17.415	7.266	1	7	32.610

Mod 4WD Buggy


Round 1

8

SFORCSVI Race 5

Ser#42318

Timing and Scoring by www.RCScoringPro.com

Sponsor	Driver Name	Car	Pos	Laps	Race Time	Behind	Fast Lap	Average Top 5	Top 10	Top 15	Q#
	Bankin, Max	7	1	10	5:01.598		28.300	28.947	30.160		1
	Smith, Austin	5	2	10	5:13.079	11.481	28.432	29.447	31.308		2
	Lee, Pak	3	3	10	5:29.849	28.251	29.537	31.548	32.985		3
	Blume, Richard	1	4	9	5:28.790		32.990	34.193			4
	Hyppolight, Dave	2	5	7	5:38.218		39.642	44.234			5
	Saib, Noah	6	6	2	1:01.776		29.876				6
	Diaz, David	4	7	1	0:54.006		54.006				7

Car#	1	2	3	4	5	6	7	8	9	10
	Blume	Hyppolight	Lee	Diaz	Smith	Saib	Bankin			
1.	5/36.477 9/5:28.3	6/51.510 6/5:09.0	4/32.369 10/5:23.6	7/54.006 6/5:24.0	2/31.584 10/5:15.7	3/31.900 10/5:19.0	1/29.079 11/5:19.8			
2.	5/36.478 9/5:28.2	6/49.289 6/5:02.3	3/29.537 10/5:09.5		4/30.502 10/5:10.4	2/29.876 10/5:08.8	1/30.369 11/5:26.9			
3.	4/39.956 8/5:01.0	5/42.023 7/5:33.2	3/33.313 10/5:17.3		2/30.797 10/5:09.5		1/29.302 11/5:25.4			
4.	4/44.914 8/5:15.6	5/44.264 7/5:27.4	3/31.807 10/5:17.5		2/29.112 10/5:04.9		1/28.300 11/5:21.8			
5.	4/33.216 8/5:05.6	5/45.953 7/5:26.2	2/31.754 10/5:17.5		3/39.614 10/5:23.2		1/30.014 11/5:23.5			
6.	4/34.505 8/5:00.7	5/39.642 7/5:18.1	3/34.612 10/5:22.3		2/31.620 10/5:22.0		1/29.784 11/5:24.2			
7.	4/34.489 9/5:34.3	5/65.537 7/5:38.2	3/37.546 10/5:29.9		2/28.432 10/5:16.6		1/35.477 10/5:03.3			
8.	4/32.990 9/5:29.6		3/33.767 10/5:30.8		2/29.483 10/5:13.9		1/28.481 10/5:01.0			
9.	4/35.765 9/5:28.7		3/32.873 10/5:30.6		2/32.228 10/5:14.8		1/31.221 10/5:02.2			
10.			3/32.271 10/5:29.8		2/29.707 10/5:13.0		1/29.571 10/5:01.6			

Top Qualifiers	Qual#	Laps	Race Time (Difference)		Round	Race	Pos in Race	Fast Lap
Bankin, Max	1	10	5:01.598		1	8	1	28.300
Smith, Austin	2	10	5:13.079	11.48	1	8	2	28.432
Lee, Pak	3	10	5:29.849	16.77	1	8	3	29.537
Blume, Richard	4	9	5:28.790		1	8	4	32.990
Hyppolight, Dave	5	7	5:38.218		1	8	5	39.642
Saib, Noah	6	2	1:01.776		1	8	6	29.876
Diaz, David	7	1	54.006		1	8	7	54.006

Mod 4WD Buggy

Top Qualifier is Bankin, Max 10/5:01.598 (Rnd 1)

Round 1



SFORCSVI Race 5

Ser#42318

Timing and Scoring by www.RCScoringPro.com

Sponsor	Driver Name	Car	Pos	Laps	Race Time	Behind	Fast Lap	Average Top 5	Top 10	Top 15	Q#
	Baio, Joe	2	1	10	5:02.967		29.174	29.504	30.297		2
	Hernandez, Stephen	5	2	10	5:09.374	6.407	28.660	29.300	30.937		3
	Honcho, Mke	1	3	10	5:28.724	25.757	30.785	31.167	32.872		5
	Hancock, John	4	4	10	5:28.744	25.777	29.960	30.835	32.874		6
	Hyppolight, Hans	3	5	8	5:15.879		34.778	36.695			9
	Karam, Neil	6	6	7	3:40.721		30.218	30.643			10

Car#	1	2	3	4	5	6	7	8	9	10
	Honcho	Baio	Hyppolight	Hancock	Hernandez	Karam				
1.	5/37.249 9/5:35.2	3/32.948 10/5:29.5	6/41.022 8/5:28.1	2/32.076 10/5:20.7	1/30.343 10/5:03.3	4/35.285 9/5:17.5				
2.	4/32.485 9/5:13.7	1/29.558 10/5:12.5	6/42.201 8/5:32.8	5/38.786 9/5:18.8	2/34.570 10/5:24.5	3/32.223 9/5:03.7				
3.	4/32.154 9/5:05.6	1/29.628 10/5:07.0	6/42.761 8/5:35.9	5/37.192 9/5:24.1	2/29.033 10/5:13.1	3/30.491 10/5:26.6				
4.	5/37.409 9/5:13.4	1/30.737 10/5:07.1	6/35.065 8/5:22.1	4/30.295 9/5:11.2	2/29.119 10/5:07.6	3/31.103 10/5:22.7				
5.	5/30.967 9/5:06.4	1/29.174 10/5:04.0	6/34.778 8/5:13.3	4/31.868 9/5:06.3	2/31.605 10/5:09.3	3/30.853 10/5:19.9				
6.	4/31.140 9/5:02.1	1/29.620 10/5:02.7	6/35.667 8/5:08.6	5/33.230 9/5:05.1	2/29.347 10/5:06.7	3/30.218 10/5:16.9				
7.	4/30.785 10/5:31.7	1/29.540 10/5:01.7	6/36.945 8/5:06.7	5/29.960 9/5:00.0	2/30.602 10/5:06.6	3/30.548 10/5:15.3				
8.	4/33.592 10/5:32.2	1/30.161 10/5:01.7	5/47.440 8/5:15.8	3/29.977 10/5:29.2	2/31.704 10/5:07.8					
9.	4/31.520 10/5:30.3	1/31.033 10/5:02.6		3/32.766 10/5:29.0	2/28.660 10/5:05.5					
10.	3/31.423 10/5:28.7	1/30.568 10/5:02.9		4/32.594 10/5:28.7	2/34.391 10/5:09.3					

Top Qualifiers	Qual#	Laps	Race Time (Difference)	Round	Race	Pos in Race	Fast Lap
Bankin, Max	1	10	5:01.598	1	8	1	28.300
Baio, Joe	2	10	5:02.967 1.369	1	9	1	29.174
Hernandez, Stephen	3	10	5:09.374 6.407	1	9	2	28.660
Smith, Austin	4	10	5:13.079 3.705	1	8	2	28.432
Honcho, Mike	5	10	5:28.724 15.64	1	9	3	30.785
Hancock, John	6	10	5:28.744 0.020	1	9	4	29.960
Lee, Pak	7	10	5:29.849 1.105	1	8	3	29.537
Blume, Richard	8	9	5:28.790	1	8	4	32.990
Hyppolight, Hans	9	8	5:15.879	1	9	5	34.778
Karam, Neil	10	7	3:40.721	1	9	6	30.218

2WD Stock Buggy

Round 1

10

SFORCSVI Race 5

Ser#42318

Timing and Scoring by www.RCScoringPro.com

Sponsor	Driver Name	Car	Pos	Laps	Race Time	Behind	Fast Lap	Average Top 5	Top 10	Top 15	Q#
	Bankin, Max	1	1	9	5:00.211		32.184	33.043			1
	Smith, Austin	8	2	9	5:07.054	6.843	32.741	33.182			2
	Smith, Steve	4	3	9	5:12.829	12.618	33.768	34.253			3
	Saib, Noah	7	4	9	5:15.656	15.445	33.650	34.096			4
	Torres, Rodelay	5	5	9	5:28.982	28.771	33.226	34.774			5
	Louis, Richard	6	6	7	5:10.372		39.754	41.718			6
	Dominguez, Pedro	3	7	7	5:16.684	6.312	38.373	40.430			7
	Cox, Joshua	2	8	1	0:25.143		25.143				8

Car# 1	2	3	4	5	6	7	8	9	10
Bankin	Cox	ominguez.Pedr	Smith	Torres	Louis	Saib	Smith		
1. 2/33.344 9/5:00.0	1/25.143 12/5:01.6	8/45.720 7/5:20.0	4/35.983 9/5:23.8	6/39.000 8/5:12.0	7/40.393 8/5:23.1	5/38.554 8/5:08.3	3/33.990 9/5:05.9		
2. 1/33.551 9/5:01.0		7/40.375 7/5:01.3	2/35.281 9/5:20.6	5/37.251 8/5:05.0	6/45.433 7/5:00.4	4/35.319 9/5:32.4	3/39.817 9/5:32.1		
3. 1/32.184 10/5:30.2		6/39.043 8/5:33.7	2/34.095 9/5:16.0	5/36.422 8/5:00.4	7/42.532 8/5:42.2	4/34.545 9/5:25.2	3/33.568 9/5:22.1		
4. 1/34.137 10/5:33.0		6/40.239 8/5:30.7	2/34.267 9/5:14.1	5/34.488 9/5:31.1	7/39.754 8/5:36.2	4/36.468 9/5:26.0	3/32.741 9/5:15.2		
5. 1/33.021 10/5:32.4		7/68.816 7/5:27.8	2/33.768 9/5:12.1	5/40.290 9/5:37.4	6/56.130 7/5:13.9	4/34.032 9/5:22.0	3/33.471 9/5:12.4		
6. 1/33.316 10/5:32.5		7/44.118 7/5:24.6	3/35.128 9/5:12.7	5/35.072 9/5:33.7	6/40.478 7/5:08.8	4/34.834 9/5:20.6	2/33.026 9/5:09.9		
7. 1/33.752 10/5:33.2		7/38.373 7/5:16.6	3/35.171 9/5:13.3	5/38.571 9/5:35.6	6/45.652 7/5:10.3	4/34.189 9/5:18.7	2/33.333 9/5:08.5		
8. 1/33.556 9/5:00.2			3/35.030 9/5:13.5	5/34.662 9/5:32.7		4/34.065 9/5:17.2	2/33.770 9/5:07.9		
9. 1/33.350 9/5:00.2			3/34.106 9/5:12.8	5/33.226 9/5:28.9		4/33.650 9/5:15.6	2/33.338 9/5:07.0		

Top Qualifiers	Qual#	Laps	Race Time (Difference)	Round	Race	Pos in Race	Fast Lap
Bankin, Max	1	9	5:00.211	1	10	1	32.184
Smith, Austin	2	9	5:07.054 6.843	1	10	2	32.741
Smith, Steve	3	9	5:12.829 5.775	1	10	3	33.768
Saib, Noah	4	9	5:15.656 2.827	1	10	4	33.650
Torres, Rodelay	5	9	5:28.982 13.32	1	10	5	33.226
Louis, Richard	6	7	5:10.372	1	10	6	39.754
Dominguez, Pedro	7	7	5:16.684 6.312	1	10	7	38.373
Cox, Joshua	8	1	25.143	1	10	8	25.143

Nitro Buggy

Top Qualifier is Romano, Robert 11/5: 11.315 (Rnd 1)

Round 2

1

SFORCSVI Race 5

Ser#42318

Timing and Scoring by www.RCSoringPro.com

Sponsor	Driver Name	Car	Pos	Laps	Race Time	Behind	Fast Lap	Average Top 5	Top 10	Top 15	Q#
	Romano, Robert	2	1	11	5:19.405		26.906	27.259	28.174		1
	Garcia, Nelson	4	2	11	5:31.426	12.021	27.476	28.224	29.696		2
	Gibson, Adrian	7	3	10	5:10.957		28.839	29.117	31.096		5
	Hernandez, Johnathan	6	4	10	5:12.803	1.846	28.455	28.878	31.280		4
	Diaz, Mke	3	5	9	4:32.026		28.437	29.109			6
	Lino, Rino	1	6	5	2:38.537		29.406	31.707			3

Car#	1	2	3	4	5	6	7	8	9	10
	Lino	Romano	Diaz	Garcia		Hernandez	Gibson			
1.	2/29.406 11/5:23.5	6/37.663 8/5:01.2	1/28.468 11/5:13.1	5/33.329 10/5:33.2		3/29.525 11/5:24.7	4/29.875 11/5:28.6			
2.	5/33.050 10/5:12.3	6/27.661 10/5:26.5	1/28.437 11/5:13.0	4/28.388 10/5:08.6		2/28.608 11/5:19.7	3/28.948 11/5:23.5			
3.	6/32.429 10/5:16.2	4/27.284 10/5:08.6	2/32.040 11/5:26.1	5/32.100 10/5:12.7		1/29.956 11/5:22.9	3/30.519 11/5:27.5			
4.	6/31.810 10/5:16.7	2/27.269 11/5:29.6	1/29.360 11/5:25.3	5/28.110 10/5:04.8		3/32.488 10/5:01.4	4/31.322 10/5:01.6			
5.	6/31.842 10/5:17.0	1/27.173 11/5:23.5	2/30.720 11/5:27.8	4/27.476 11/5:28.6		3/28.455 11/5:27.8	5/28.937 11/5:29.1			
6.		5/33.824 10/5:01.4	4/30.545 11/5:29.2	2/28.822 11/5:26.7		1/28.943 11/5:26.2	3/28.986 11/5:27.4			
7.		3/28.100 11/5:28.3	5/33.177 10/5:03.9	1/29.180 11/5:25.9		4/34.537 10/5:03.5	2/28.839 11/5:25.9			
8.		2/26.906 11/5:24.3	5/29.876 10/5:03.2	1/28.322 11/5:24.1		3/28.857 10/5:01.7	4/34.845 10/5:02.8			
9.		1/27.754 11/5:22.2	3/29.403 10/5:02.2	2/34.468 10/5:00.2		4/32.252 10/5:04.0	5/36.934 10/5:10.2			
10.		1/27.973 11/5:20.7		2/29.631 11/5:29.8		4/39.182 10/5:12.8	3/31.752 10/5:10.9			
11.		1/27.798 11/5:19.4		2/31.600 10/5:01.3						

Top Qualifiers	Qual#	Laps	Race Time (Difference)	Round	Race	Pos in Race	Fast Lap
Romano, Robert	1	11	5:11.315	1	1	1	27.349
Garcia, Nelson	2	11	5:19.559 8.244	1	1	2	27.361
Lino, Rino	3	11	5:23.147 3.588	1	1	3	28.396
Hernandez, Johnathan	4	10	5:02.887	1	1	4	28.500
Gibson, Adrian	5	10	5:10.773 7.886	1	1	5	28.581
Diaz, Mike	6	9	4:32.026	2	1	5	28.437
Lee, Pak	7	0		1	1	7	

Electric Buggy

Top Qualifier is Maclellan, Alex 11/5:06.171 (Rnd 1)

Round 2

2

SFORCSVI Race 5

Ser#42318

Timing and Scoring by www.RCScoringPro.com

Sponsor	Driver Name	Car	Pos	Laps	Race Time	Behind	Fast Lap	Average Top 5	Top 10	Top 15	Q#
	Perez, Luis	4	1	11	5:11.063		27.384	27.908	28.210		2
	Paulins, Matt	1	2	11	5:11.399	0.336	27.599	27.804	28.248		3
	Karam, Neil	5	3	11	5:28.954	17.891	28.575	29.155	29.733		12
	Hernandez, Stephen	7	4	10	5:02.692		28.283	28.596	30.269		11
	Murciano, Aaron	2	5	10	5:06.969	4.277	28.395	29.352	30.697		8
	Bates, Kevin	6	6	10	5:10.899	8.207	27.888	29.024	31.090		7
	Davis, Teddy	8	7	10	5:14.557	11.865	28.512	29.641	31.456		18
	Cox, Joshua	3	8	10	5:22.503	19.811	29.048	29.662	32.250		15

Car#	1	2	3	4	5	6	7	8	9	10
	Paulins	Murciano	Cox	Perez	Karam	Bates	Hernandez	Davis		
1.	2/28.915 11/5:18.0	7/31.717 10/5:17.1	8/33.173 10/5:31.7	1/28.605 11/5:14.7	4/29.802 11/5:27.8	6/30.793 10/5:07.8	3/29.256 11/5:21.8	5/29.915 11/5:29.0		
2.	2/28.658 11/5:16.6	6/29.008 10/5:03.6	8/36.188 9/5:12.1	1/28.530 11/5:14.2	5/29.359 11/5:25.3	7/34.382 10/5:25.8	3/28.668 11/5:18.5	4/28.992 11/5:24.0		
3.	2/28.832 11/5:16.8	5/30.777 10/5:05.0	8/30.317 10/5:32.2	1/28.305 11/5:13.2	3/30.821 11/5:29.9	7/31.692 10/5:22.8	4/33.405 10/5:04.4	6/35.400 10/5:14.3		
4.	2/27.925 11/5:14.4	6/33.858 10/5:13.3	8/30.589 10/5:25.6	1/27.835 11/5:11.5	4/30.312 10/5:00.7	7/29.183 10/5:15.1	3/28.560 11/5:29.6	5/30.542 10/5:12.1		
5.	2/27.810 11/5:12.7	6/28.978 10/5:08.6	8/29.048 10/5:18.6	1/28.040 11/5:10.8	4/31.626 10/5:03.8	5/27.916 10/5:07.9	3/28.803 11/5:27.1	7/30.245 10/5:10.1		
6.	2/28.237 11/5:12.3	6/29.706 10/5:06.7	8/30.218 10/5:15.8	1/28.966 11/5:12.1	3/29.711 10/5:02.7	4/27.888 10/5:03.0	5/35.194 10/5:06.4	7/32.945 10/5:13.3		
7.	2/28.838 11/5:13.0	5/28.395 10/5:03.4	8/29.379 10/5:12.7	1/27.978 11/5:11.5	3/29.055 10/5:00.9	7/35.618 10/5:10.6	4/28.283 10/5:03.0	6/28.512 10/5:09.3		
8.	2/28.901 11/5:13.6	5/32.935 10/5:06.7	8/34.341 10/5:16.5	1/28.347 11/5:11.5	4/30.558 10/5:01.5	7/33.105 10/5:13.2	3/28.667 10/5:01.0	6/31.671 10/5:10.2		
9.	2/27.599 11/5:12.5	5/30.673 10/5:06.7	7/29.350 10/5:14.0	1/27.384 11/5:10.4	3/28.575 11/5:29.7	6/30.983 10/5:12.8	4/32.945 10/5:04.1	8/34.905 10/5:14.5		
10.	2/27.696 11/5:11.7	5/30.922 10/5:06.9	8/39.900 10/5:22.5	1/28.564 11/5:10.8	3/29.077 11/5:28.7	6/29.339 10/5:10.8	4/28.911 10/5:02.6	7/31.430 10/5:14.5		
11.	2/27.988 11/5:11.3			1/28.509 11/5:11.0	3/30.058 11/5:28.9					

Top Qualifiers	Qual#	Laps	Race Time (Difference)	Round	Race	Pos in Race	Fast Lap
Maclellan, Alex	1	11	5:06.171	1	4	1	27.337
Perez, Luis	2	11	5:11.063 4.892	2	2	1	27.384
Paulins, Matt	3	11	5:11.399 0.336	2	2	2	27.599
Garcia, Nelson	4	11	5:18.129 6.730	1	4	2	27.249
Hernandez, Johnathan	5	11	5:19.372 1.243	1	4	3	27.676
Saib, Noah	6	11	5:22.334 2.962	1	4	4	28.443
Bates, Kevin	7	11	5:25.749 3.415	1	2	2	27.080
Murciano, Aaron	8	11	5:25.832 0.083	1	2	3	27.892
Crawlz, Rocky	9	11	5:27.649 1.817	1	3	1	28.529
Parra, Nicholas	10	11	5:27.712 0.063	1	3	2	28.712

Electric Buggy

Top Qualifier is Maclellan, Alex 11/5:06.171 (Rnd 1)

Round 2

3

SFORCSVI Race 5

Ser#42318

Timing and Scoring by www.RCScorePro.com

Sponsor	Driver Name	Car	Pos	Laps	Race Time	Behind	Fast Lap	Average Top 5	Top 10	Top 15	Q#
	Romano, Robert	8	1	11	5:03.489		26.721	27.114	27.433		1
	Parra, Nicholas	3	2	11	5:12.676	9.187	27.715	27.972	28.286		5
	Bilogan, Steve	1	3	10	5:07.999		29.653	30.064	30.800		17
	Diaz, Mke	2	4	10	5:16.209	8.210	29.064	29.532	31.621		15
	Crawz, Rocky	4	5	10	5:18.222	10.223	29.336	29.869	31.822		11
	Sabi, Kemo	6	6	10	5:19.768	11.769	29.329	29.913	31.977		19
	Bernabe, Willie	5	7	9	5:29.183		31.808	33.883			24
	Louis, Richard	7	8	5	2:51.593		32.704	34.319			23

Car#	1	2	3	4	5	6	7	8	9	10
	Bilogan	Diaz	Parra	Crawz	Bernabe	Sabi	Louis	Romano		
1.	5/31.872 10/5:18.6	3/29.739 11/5:27.1	2/28.678 11/5:15.4	4/30.006 10/5:00.1	8/37.989 8/5:03.9	6/33.753 9/5:03.7	7/34.860 9/5:13.7	1/27.248 12/5:27.0		
2.	4/30.333 10/5:11.0	5/32.797 10/5:12.6	2/28.078 11/5:12.1	3/30.737 10/5:03.6	8/46.455 8/5:37.7	6/29.868 10/5:18.0	7/33.707 9/5:08.5	1/27.790 11/5:02.7		
3.	4/30.995 10/5:10.6	6/35.100 10/5:25.4	2/28.288 11/5:11.8	3/29.336 10/5:00.2	8/31.808 8/5:10.0	5/33.197 10/5:22.7	7/36.174 9/5:14.2	1/29.161 11/5:08.7		
4.	4/30.730 10/5:09.8	6/36.484 9/5:01.7	2/28.918 11/5:13.3	3/30.236 10/5:00.7	8/33.445 9/5:36.8	5/30.347 10/5:17.8	7/32.704 9/5:09.2	1/27.448 11/5:07.0		
5.	3/31.101 10/5:10.0	6/29.149 10/5:26.5	2/28.032 11/5:12.3	5/41.458 10/5:23.5	8/35.357 9/5:33.0	4/32.562 10/5:19.4	7/34.148 9/5:08.8	1/27.872 11/5:06.9		
6.	3/29.798 10/5:08.0	6/29.064 10/5:20.5	2/27.715 11/5:11.1	5/29.720 10/5:19.1	7/38.071 9/5:34.6	4/29.329 10/5:15.1		1/27.832 11/5:06.8		
7.	3/29.989 10/5:06.8	5/30.121 10/5:17.7	2/28.469 11/5:11.4	6/32.085 10/5:19.4	7/32.830 9/5:29.0	4/29.877 10/5:12.7		1/27.001 11/5:05.4		
8.	3/32.979 10/5:09.7	4/29.585 10/5:15.0	2/29.813 11/5:13.4	5/31.569 10/5:18.9	7/37.254 9/5:29.8	6/36.292 10/5:19.0		1/27.757 11/5:05.4		
9.	3/30.549 10/5:09.2	4/30.473 10/5:13.8	2/27.748 11/5:12.5	5/30.046 10/5:16.8	7/35.974 9/5:29.1	6/34.401 10/5:21.8		1/26.721 11/5:04.1		
10.	3/29.653 10/5:08.0	4/33.697 10/5:16.2	2/28.565 11/5:12.7	5/33.029 10/5:18.2		6/30.142 10/5:19.7		1/27.150 11/5:03.5		
11.			2/28.372 11/5:12.6					1/27.509 11/5:03.4		

Top Qualifiers	Qual#	Laps	Race Time (Difference)	Round	Race	Pos in Race	Fast Lap
Romano, Robert	1	11	5:03.489	2	3	1	26.721
Maclellan, Alex	2	11	5:06.171 2.682	1	4	1	27.337
Perez, Luis	3	11	5:11.063 4.892	2	2	1	27.384
Paulins, Matt	4	11	5:11.399 0.336	2	2	2	27.599
Parra, Nicholas	5	11	5:12.676 1.277	2	3	2	27.715
Garcia, Nelson	6	11	5:18.129 5.453	1	4	2	27.249
Hernandez, Johnathan	7	11	5:19.372 1.243	1	4	3	27.676
Saib, Noah	8	11	5:22.334 2.962	1	4	4	28.443
Bates, Kevin	9	11	5:25.749 3.415	1	2	2	27.080
Murciano, Aaron	10	11	5:25.832 0.083	1	2	3	27.892

Electric Buggy

Top Qualifier is Romano, Robert 11/5:03.489 (Rnd 2)

Round 2

4

SFORCSVI Race 5

Ser#42318

Timing and Scoring by www.RCScoringPro.com

Sponsor	Driver Name	Car	Pos	Laps	Race Time	Behind	Fast Lap	Average Top 5	Top 10	Top 15	Q#
	MacLellan, Alex	4	1	11	5:13.284		27.342	27.608	28.306		2
	Garcia, Nelson	3	2	11	5:17.834	4.550	27.676	28.016	28.666		6
	Kretzschmar, Loren	5	3	11	5:25.129	11.845	28.420	28.746	29.333		9
	Hernandez, Johnathan	2	4	10	5:00.980		28.413	28.864	30.098		7
	Gibson, Adrian	9	5	10	5:05.411	4.431	28.912	29.272	30.541		16
	Saib, Noah	6	6	10	5:07.800	6.820	29.093	29.585	30.780		8
	Smith, Web	8	7	9	5:04.376		30.505	32.530			22
	Blume, Richard	1	8	9	5:28.138	23.762	29.899	31.701			25
	Hyppolight, Hans	7	9	8	5:08.945		33.442	35.715			21

Car#	1	2	3	4	5	6	7	8	9	10
	Blume	Hernandez	Garcia	MacLellan	Kretzschmar	Saib	Hyppolight	Smith	Gibson	
1.	5/31.623 10/5:16.1	6/32.324 10/5:23.1	2/28.794 11/5:16.6	1/28.349 11/5:11.8	4/31.207 10/5:12.1	7/33.252 10/5:32.5	9/39.451 8/5:15.6	8/34.436 9/5:09.9	3/30.504 10/5:05.0	
2.	5/31.044 10/5:13.3	4/28.970 10/5:06.4	2/28.215 11/5:13.5	1/27.881 11/5:09.2	3/28.479 11/5:28.2	7/30.233 10/5:17.3	9/33.442 9/5:28.0	8/34.094 9/5:08.3	6/32.825 10/5:16.6	
3.	7/34.498 10/5:23.8	4/28.816 10/5:00.3	2/29.991 11/5:19.0	1/27.631 11/5:07.4	3/28.648 11/5:23.8	5/29.571 10/5:10.1	9/42.419 8/5:07.4	8/30.505 10/5:30.0	6/30.650 10/5:13.2	
4.	7/29.899 10/5:17.6	4/30.996 10/5:02.7	2/28.020 11/5:16.3	1/29.853 11/5:12.7	3/29.014 11/5:22.7	5/29.440 10/5:06.2	9/34.918 8/5:00.4	8/36.011 9/5:03.8	6/29.336 10/5:08.2	
5.	9/60.894 8/5:00.7	4/30.027 10/5:02.2	2/30.007 11/5:19.0	1/27.908 11/5:11.5	3/29.376 11/5:22.7	6/33.360 10/5:11.7	8/34.563 9/5:32.6	7/33.186 9/5:02.8	5/31.023 10/5:08.6	
6.	8/35.650 9/5:35.4	4/28.979 10/5:00.1	2/27.676 11/5:16.6	1/27.625 11/5:10.2	3/29.303 11/5:22.7	6/29.093 10/5:08.2	9/46.702 8/5:08.6	7/33.731 9/5:02.9	5/28.912 10/5:05.4	
7.	8/38.592 9/5:37.1	5/33.445 10/5:05.0	2/28.414 11/5:16.0	1/30.222 11/5:13.4	3/29.167 11/5:22.4	6/30.525 10/5:07.8	9/41.250 8/5:11.7	7/31.135 10/5:33.0	4/29.731 10/5:04.2	
8.	8/31.577 9/5:30.5	4/28.413 10/5:02.4	2/27.972 11/5:14.9	1/28.775 11/5:13.8	3/28.420 11/5:21.2	6/31.297 10/5:08.4	9/36.200 8/5:08.9	7/35.968 9/5:02.7	5/29.464 10/5:03.0	
9.	8/34.361 9/5:28.1	4/29.869 10/5:02.0	2/28.197 11/5:14.4	1/27.342 11/5:12.3	3/29.407 11/5:21.4	5/29.590 10/5:07.0		7/35.310 9/5:04.3	6/34.050 10/5:07.2	
10.		4/29.141 10/5:00.9	2/31.172 11/5:17.3	1/30.138 11/5:14.2	3/30.308 11/5:22.6	6/31.439 10/5:07.8			5/28.916 10/5:05.4	
11.			2/29.376 11/5:17.8	1/27.560 11/5:13.2	3/31.800 11/5:25.1					

Top Qualifiers	Qual#	Laps	Race Time (Difference)	Round	Race	Pos in Race	Fast Lap
Romano, Robert	1	11	5:03.489	2	3	1	26.721
MacLellan, Alex	2	11	5:06.171 2.682	1	4	1	27.337
Perez, Luis	3	11	5:11.063 4.892	2	2	1	27.384
Paulins, Matt	4	11	5:11.399 0.336	2	2	2	27.599
Parra, Nicholas	5	11	5:12.676 1.277	2	3	2	27.715
Garcia, Nelson	6	11	5:17.834 5.158	2	4	2	27.676
Hernandez, Johnathan	7	11	5:19.372 1.538	1	4	3	27.676
Saib, Noah	8	11	5:22.334 2.962	1	4	4	28.443
Kretzschmar, Loren	9	11	5:25.129 2.795	2	4	3	28.420
Bates, Kevin	10	11	5:25.749 0.620	1	2	2	27.080

4WD Short Course

Round 2

Top Qualifier is Paulins, Matt 10/5:05.342 (Rnd 1)



SFORCSVI Race 5

Ser#42318

Timing and Scoring by www.RCScoringPro.com

Sponsor	Driver Name	Car	Pos	Laps	Race Time	Behind	Fast Lap	Average Top 5	Top 10	Top 15	Q#
	Paulins, Matt	4	1	10	5:04.706		28.840	29.279	30.471		1
	Torres, Rodelay	3	2	10	5:21.140	16.434	30.135	30.871	32.114		6
	Davis, Teddy	7	3	10	5:21.743	17.037	30.330	30.737	32.174		5
	Crawlz, Rocky	1	4	10	5:31.908	27.202	30.803	31.177	33.191		4
	Louis, Richard	2	5	9	5:08.892		31.453	32.616			10
	Sabi, Kemo	5	6	9	5:37.025	28.133	31.462	33.154			11
	Smith, Dexter	6	7	8	4:38.330		31.823	32.975			9

Car#	1	2	3	4	5	6	7	8	9	10
	Crawlz	Louis	Torres	Paulins	Sabi	Smith	Davis			
1.	2/32.115 10/5:21.1	3/33.398 9/5:00.5	4/34.495 9/5:10.4	1/29.908 11/5:29.0	6/36.093 9/5:24.8	7/36.155 9/5:25.4	5/35.380 9/5:18.4			
2.	2/31.619 10/5:18.6	7/38.636 9/5:24.1	4/31.811 10/5:31.5	1/30.613 10/5:02.6	6/33.240 9/5:11.9	5/33.001 9/5:11.2	3/30.330 10/5:28.5			
3.	4/34.193 10/5:26.4	7/33.289 9/5:15.9	2/30.277 10/5:21.9	1/30.567 10/5:03.6	5/31.908 9/5:03.7	6/35.105 9/5:12.7	3/31.757 10/5:24.9			
4.	4/31.261 10/5:22.9	7/35.557 9/5:16.9	2/31.903 10/5:21.2	1/28.840 11/5:29.8	5/31.462 10/5:31.7	6/31.823 9/5:06.1	3/31.293 10/5:21.8			
5.	4/38.059 9/5:01.0	7/34.857 9/5:16.3	3/32.652 10/5:22.2	1/32.446 10/5:04.7	6/38.658 9/5:08.4	5/32.688 9/5:03.7	2/30.775 10/5:19.0			
6.	4/30.803 10/5:30.0	7/36.764 9/5:18.7	3/34.449 10/5:25.9	1/29.134 10/5:02.5	6/34.710 9/5:09.1	5/34.372 9/5:04.7	2/32.659 10/5:20.3			
7.	3/30.804 10/5:26.9	7/31.453 9/5:13.6	2/32.649 10/5:26.0	1/29.217 10/5:01.0	6/35.386 9/5:10.4	5/32.989 9/5:03.5	4/36.738 10/5:27.0			
8.	3/31.399 10/5:25.3	6/32.739 9/5:11.2	2/30.135 10/5:22.9	1/29.296 10/5:00.0	5/34.450 9/5:10.3	7/42.197 9/5:13.1	4/31.522 10/5:25.5			
9.	4/37.441 10/5:30.7	5/32.199 9/5:08.8	2/30.227 10/5:20.6	1/32.510 10/5:02.8	6/61.118 9/5:37.0		3/30.738 10/5:23.5			
10.	4/34.214 10/5:31.9		2/32.542 10/5:21.1	1/32.175 10/5:04.7			3/30.551 10/5:21.7			

Top Qualifiers	Qual#	Laps	Race Time (Difference)	Round	Race	Pos in Race	Fast Lap
Paulins, Matt	1	10	5:04.706	2	5	1	28.840
Parra, Nicholas	2	10	5:08.094 3.388	1	6	1	29.357
Smith, Austin	3	10	5:09.894 1.800	1	6	2	29.892
Crawlz, Rocky	4	10	5:12.890 2.996	1	5	2	29.500
Davis, Teddy	5	10	5:14.246 1.356	1	5	3	30.173
Torres, Rodelay	6	10	5:16.036 1.790	1	5	4	29.482
Smith, Steve	7	10	5:24.773 8.737	1	6	3	30.732
Bilogan, Steve	8	10	5:29.385 4.612	1	6	4	31.151
Smith, Dexter	9	9	5:07.412	1	5	5	30.469
Louis, Richard	10	9	5:08.892 1.480	2	5	5	31.453

4WD Short Course

Top Qualifier is Paulins, Matt 10/5: 04.706 (Rnd 2)

Round 2



SFORCSVI Race 5

Ser#42318

Timing and Scoring by www.RCScorePro.com

Sponsor	Driver Name	Car	Pos	Laps	Race Time	Behind	Fast Lap	Average Top 5	Top 10	Top 15	Q#
	Smith, Austin	7	1	10	5:09.987		29.898	30.333	30.999		3
	Parra, Nicholas	3	2	10	5:10.754	0.767	29.212	29.825	31.075		2
	Bilogan, Steve	1	3	10	5:31.417	21.430	30.787	31.792	33.142		8
	Smith, Steve	2	4	9	5:03.159		31.187	32.467			7
	Bernabe, Willie	6	5	9	5:35.194	32.035	34.572	36.329			12
	Hyppolight, Hans	4	6	0							
	Hyppolight, Dave	5	7	0							

Car#	1	2	3	4	5	6	7	8	9	10
	Bilogan	Smith	Parra	Hyppolight	Hyppolight	Bernabe	Smith			
1.	3/33.539 9/5:01.8	4/34.409 9/5:09.6	1/29.886 11/5:28.7			5/36.665 9/5:29.9	2/31.789 10/5:17.8			
2.	3/32.194 10/5:28.6	4/34.736 9/5:11.1	1/29.628 11/5:27.3			5/36.309 9/5:28.3	2/31.090 10/5:14.4			
3.	3/32.334 10/5:26.8	4/36.036 9/5:15.5	1/30.142 11/5:28.7			5/38.274 9/5:33.7	2/31.297 10/5:13.9			
4.	3/31.672 10/5:24.3	4/32.257 9/5:09.2	1/34.138 10/5:09.4			5/34.572 9/5:28.0	2/29.898 10/5:10.1			
5.	3/37.885 9/5:01.7	4/35.641 9/5:11.5	2/31.898 10/5:11.3			5/36.598 9/5:28.3	1/30.494 10/5:09.1			
6.	3/31.975 10/5:32.6	4/32.120 9/5:07.7	1/29.212 10/5:08.1			5/38.878 9/5:31.9	2/30.856 10/5:09.0			
7.	3/30.787 10/5:29.1	4/33.506 9/5:06.9	1/30.259 10/5:07.3			5/38.244 9/5:33.6	2/31.026 10/5:09.2			
8.	3/33.350 10/5:29.6	4/31.187 9/5:03.6	1/31.372 10/5:08.1			5/37.502 9/5:34.1	2/30.406 10/5:08.5			
9.	3/35.065 10/5:32.0	4/33.267 9/5:03.1	1/31.298 10/5:08.6			5/38.152 9/5:35.1	2/33.119 10/5:11.0			
10.	3/32.616 10/5:31.4		2/32.921 10/5:10.7				1/30.012 10/5:09.9			

Top Qualifiers	Qual#	Laps	Race Time (Difference)		Round	Race	Pos in Race	Fast Lap
Paulins, Matt	1	10	5:04.706		2	5	1	28.840
Parra, Nicholas	2	10	5:08.094	3.388	1	6	1	29.357
Smith, Austin	3	10	5:09.894	1.800	1	6	2	29.892
Crawlz, Rocky	4	10	5:12.890	2.996	1	5	2	29.500
Davis, Teddy	5	10	5:14.246	1.356	1	5	3	30.173
Torres, Rodelay	6	10	5:16.036	1.790	1	5	4	29.482
Smith, Steve	7	10	5:24.773	8.737	1	6	3	30.732
Bilogan, Steve	8	10	5:29.385	4.612	1	6	4	31.151
Smith, Dexter	9	9	5:07.412		1	5	5	30.469
Louis, Richard	10	9	5:08.892	1.480	2	5	5	31.453

Tenth Scale Truggy

Top Qualifier is Bates, Kevin 11/5: 27.531 (Rnd 1)

Round 2



SFORCSVI Race 5

Ser#42318

Timing and Scoring by www.RCScoringPro.com

Sponsor	Driver Name	Car	Pos	Laps	Race Time	Behind	Fast Lap	Average Top 5	Top 10	Top 15	Q#
	Bates, Kevin	7	1	11	5:20.881		28.400	28.542	28.969		1
	Kretzschmar, Loren	1	2	10	5:10.645		29.703	29.928	31.065		2
	Torres, Rodelay	3	3	10	5:28.419	17.774	30.725	31.623	32.842		4
	Sabi, Kemo	2	4	9	5:06.660		31.407	32.177			6
	Smith, Dexter	6	5	9	5:06.911	0.251	30.249	31.403			7
	Dominguez, Pedro	8	6	6	3:47.218		36.384	37.470			8
	Baio, Joe	5	7	2	1:10.464		31.877				5
	Hancock, John	4	8	1	0:32.186		32.186				3

Car#	1	2	3	4	5	6	7	8	9	10
	Kretzschmar	Sabi	Torres	Hancock	Baio	Smith	Bates	Dominguez, Pedi		
1.	2/30.108 10/5:01.1	8/40.643 8/5:25.1	5/36.051 9/5:24.4	4/32.186 10/5:21.8	3/31.877 10/5:18.8	6/37.115 9/5:34.0	1/28.424 11/5:12.6	7/39.375 8/5:15.0		
2.	2/31.368 10/5:07.3	6/33.093 9/5:31.8	4/32.319 9/5:07.6		5/38.587 9/5:17.0	3/30.249 9/5:03.1	1/29.409 11/5:18.0	7/39.868 8/5:16.9		
3.	2/32.231 10/5:12.3	5/31.971 9/5:17.1	4/34.355 9/5:08.1			3/31.125 10/5:28.2	1/28.560 11/5:16.7	6/37.919 8/5:12.4		
4.	2/29.773 10/5:08.6	5/33.041 9/5:12.1	4/31.093 9/5:01.0			3/34.627 10/5:32.8	1/28.931 11/5:17.1	6/36.384 8/5:07.1		
5.	2/35.618 10/5:18.1	5/31.407 9/5:06.2	4/31.963 10/5:31.5			3/30.297 10/5:26.8	1/28.733 11/5:16.9	6/36.729 8/5:04.4		
6.	2/30.325 10/5:15.6	5/38.687 9/5:13.2	3/30.725 10/5:27.5			4/42.879 9/5:09.4	1/29.072 11/5:17.4	6/36.943 8/5:02.9		
7.	2/30.654 10/5:14.4	5/32.042 9/5:09.7	3/33.822 10/5:29.0			4/32.112 9/5:06.5	1/31.191 11/5:21.0			
8.	2/31.132 10/5:14.0	5/33.354 9/5:08.5	3/33.011 10/5:29.1			4/35.275 9/5:07.8	1/28.749 11/5:20.4			
9.	2/29.703 10/5:12.1	4/32.422 9/5:06.6	3/32.015 10/5:28.1			5/33.232 9/5:06.9	1/30.821 11/5:22.5			
10.	2/29.733 10/5:10.6		3/33.065 10/5:28.4				1/28.591 11/5:21.7			
11.							1/28.400 11/5:20.8			

Top Qualifiers	Qual#	Laps	Race Time (Difference)	Round	Race	Pos in Race	Fast Lap
Bates, Kevin	1	11	5:20.881	2	7	1	28.400
Kretzschmar, Loren	2	10	5:08.347	1	7	2	29.568
Hancock, John	3	10	5:25.203 16.85	1	7	3	30.768
Torres, Rodelay	4	10	5:25.483 0.280	1	7	4	29.689
Baio, Joe	5	10	5:26.440 0.957	1	7	5	30.759
Sabi, Kemo	6	9	5:06.660	2	7	4	31.407
Smith, Dexter	7	9	5:06.911 0.251	2	7	5	30.249
Dominguez, Pedro	8	9	5:17.415 10.50	1	7	8	32.610

Mod 4WD Buggy

Top Qualifier is Bankin, Max 10/5:01.598 (Rnd 1)

Round 2

8

SFORCSVI Race 5

Ser#42318

Timing and Scoring by www.RCScoringPro.com

Sponsor	Driver Name	Car	Pos	Laps	Race Time	Behind	Fast Lap	Average Top 5	Top 10	Top 15	Q#
	Bankin, Max	7	1	11	5:27.800		28.300	28.682	29.567		1
	Saib, Noah	6	2	10	5:07.369		29.726	30.151	30.737		3
	Lee, Pak	3	3	10	5:15.218	7.849	29.870	30.474	31.522		6
	Blume, Richard	1	4	9	5:08.503		30.929	31.613			9
	Diaz, David	4	5	7	5:15.937		40.995	43.393			12
	Hyppolight, Dave	2	6	3	2:58.649		49.344				13
	Smith, Austin	5	7	0							

Car#	1	2	3	4	5	6	7	8	9	10
	Blume	Hyppolight	Lee	Diaz	Smith	Saib	Bankin			
1.	4/34.387 9/5:09.5	5/51.520 6/5:09.1	2/31.116 10/5:11.1	6/52.188 6/5:13.1		3/33.474 9/5:01.2	1/30.406 10/5:04.1			
2.	4/30.929 10/5:26.5	6/49.344 6/5:02.5	2/32.044 10/5:15.7	5/41.527 7/5:28.0		3/30.454 10/5:19.6	1/29.545 11/5:29.7			
3.	4/31.575 10/5:22.9	6/77.785 6/5:57.3	3/32.333 10/5:18.2	5/46.666 7/5:27.5		2/30.684 10/5:15.3	1/32.128 10/5:06.9			
4.	4/31.646 10/5:21.3		3/31.536 10/5:17.5	5/42.773 7/5:20.5		2/31.031 10/5:14.1	1/29.099 10/5:02.9			
5.	4/33.475 10/5:24.0		3/30.731 10/5:15.5	5/46.785 7/5:21.9		2/30.521 10/5:12.3	1/29.349 10/5:01.0			
6.	4/31.825 10/5:23.0		3/34.727 10/5:20.8	5/40.995 7/5:16.0		2/30.347 10/5:10.8	1/30.886 10/5:02.3			
7.	4/32.088 10/5:22.7		3/30.540 10/5:18.6	5/45.003 7/5:15.9		2/30.400 10/5:09.8	1/32.075 10/5:04.9			
8.	4/35.308 10/5:26.5		3/30.111 10/5:16.4			2/29.726 10/5:08.2	1/28.725 10/5:02.7			
9.	4/47.270 9/5:08.5		3/32.210 10/5:17.0			2/29.826 10/5:07.1	1/28.641 10/5:00.9			
10.			3/29.870 10/5:15.2			2/30.906 10/5:07.3	1/28.646 11/5:29.4			
11.							1/28.300 11/5:27.8			

Top Qualifiers	Qual#	Laps	Race Time (Difference)		Round	Race	Pos in Race	Fast Lap
Bankin, Max	1	11	5:27.800		2	8	1	28.300
Baio, Joe	2	10	5:02.967		1	9	1	29.174
Saib, Noah	3	10	5:07.369	4.402	2	8	2	29.726
Hernandez, Stephen	4	10	5:09.374	2.005	1	9	2	28.660
Smith, Austin	5	10	5:13.079	3.705	1	8	2	28.432
Lee, Pak	6	10	5:15.218	2.139	2	8	3	29.870
Honcho, Mike	7	10	5:28.724	13.50	1	9	3	30.785
Hancock, John	8	10	5:28.744	0.020	1	9	4	29.960
Blume, Richard	9	9	5:08.503		2	8	4	30.929
Hyppolight, Hans	10	8	5:15.879		1	9	5	34.778

Mod 4WD Buggy

Top Qualifier is Bankin, Max 11/5: 27.800 (Rnd 2)

Round 2



SFORCSVI Race 5

Ser#42318

Timing and Scoring by www.RCScoringPro.com

Sponsor	Driver Name	Car	Pos	Laps	Race Time	Behind	Fast Lap	Average Top 5	Top 10	Top 15	Q#
	Hernandez, Stephen	5	1	10	5:02.590		29.084	29.472	30.259		2
	Baio, Joe	2	2	10	5:16.388	13.798	29.454	29.816	31.639		3
	Honcho, Mke	1	3	10	5:28.382	25.792	30.588	31.144	32.838		7
	Hancock, John	4	4	9	5:02.274		31.187	32.180			8
	Hyppolight, Hans	3	5	3	2:20.534		38.222				10
	Karam, Neil	6	6	0							

Car#	1	2	3	4	5	6	7	8	9	10
	Honcho	Baio	Hyppolight	Hancock	Hernandez	Karam				
1.	4/37.001 9/5:33.0	1/29.746 11/5:27.2	5/38.222 8/5:05.7	3/35.888 9/5:23.0	2/31.771 10/5:17.6					
2.	4/31.971 9/5:10.3	1/31.143 10/5:04.4	5/50.656 7/5:11.0	3/31.981 9/5:05.4	2/29.497 10/5:06.3					
3.	3/30.826 10/5:32.6	2/32.525 10/5:11.3	5/51.656 7/5:27.9	4/32.334 9/5:00.5	1/30.468 10/5:05.7					
4.	3/31.790 10/5:28.9	2/30.927 10/5:10.8		4/34.894 9/5:03.9	1/29.617 10/5:03.3					
5.	3/32.177 10/5:27.5	2/30.129 10/5:08.9		4/34.171 9/5:04.6	1/29.341 10/5:01.3					
6.	3/30.588 10/5:23.9	2/29.652 10/5:06.8		4/31.227 9/5:00.7	1/31.852 10/5:04.2					
7.	3/31.016 10/5:21.9	2/35.291 10/5:13.4		4/35.537 9/5:03.4	1/29.822 10/5:03.3					
8.	3/38.094 10/5:29.3	2/30.101 10/5:11.8		4/35.055 9/5:04.9	1/29.084 10/5:01.8					
9.	3/33.419 10/5:29.8	2/29.454 10/5:09.9		4/31.187 9/5:02.2	1/30.225 10/5:01.8					
10.	3/31.500 10/5:28.3	2/37.420 10/5:16.3			1/30.913 10/5:02.5					

Top Qualifiers	Qual#	Laps	Race Time (Difference)	Round	Race	Pos in Race	Fast Lap
Bankin, Max	1	11	5:27.800	2	8	1	28.300
Hernandez, Stephen	2	10	5:02.590	2	9	1	29.084
Baio, Joe	3	10	5:02.967 0.377	1	9	1	29.174
Saib, Noah	4	10	5:07.369 4.402	2	8	2	29.726
Smith, Austin	5	10	5:13.079 5.710	1	8	2	28.432
Lee, Pak	6	10	5:15.218 2.139	2	8	3	29.870
Honcho, Mike	7	10	5:28.382 13.16	2	9	3	30.588
Hancock, John	8	10	5:28.744 0.362	1	9	4	29.960
Blume, Richard	9	9	5:08.503	2	8	4	30.929
Hyppolight, Hans	10	8	5:15.879	1	9	5	34.778

2WD Stock Buggy

Top Qualifier is Bankin, Max 9/5:00.211 (Rnd 1)

Round 2

10

SFORCSVI Race 5

Ser#42318

Timing and Scoring by www.RCScoringPro.com

Sponsor	Driver Name	Car	Pos	Laps	Race Time	Behind	Fast Lap	Average Top 5	Top 10	Top 15	Q#
	Saib, Noah	7	1	9	5:08.412		33.362	33.634			3
	Smith, Austin	8	2	9	5:14.244	5.832	32.680	33.333			2
	Smith, Steve	4	3	9	5:17.165	8.753	33.457	33.845			4
	Cox, Joshua	2	4	9	5:24.524	16.112	34.944	35.269			5
	Torres, Rodelay	5	5	8	5:24.298		33.336	37.902			6
	Dominguez, Pedro	3	6	8	5:27.538	3.240	36.018	38.388			7
	Louis, Richard	6	7	7	5:26.348		36.815	43.484			8
	Bankin, Max	1	8	1	0:46.558		46.558				1

Car#	1	2	3	4	5	6	7	8	9	10
	Bankin	Cox	ominguez, Pedrn	Smith	Torres	Louis	Saib	Smith		
1.	7/46.558 7/5:25.9	2/34.944 9/5:14.4	6/45.228 7/5:16.6	1/34.379 9/5:09.4	5/44.678 7/5:12.7	8/46.619 7/5:26.3	3/36.884 9/5:31.9	4/43.593 7/5:05.1		
2.		3/36.468 9/5:21.3	6/45.215 7/5:16.5	1/34.905 9/5:11.7	5/42.606 7/5:05.4	7/52.007 7/5:45.2	2/34.447 9/5:20.9	4/36.174 8/5:19.0		
3.		3/37.412 9/5:26.4	6/36.018 8/5:37.2	1/34.204 9/5:10.4	5/33.336 8/5:21.6	7/36.815 7/5:16.0	2/33.611 9/5:14.8	4/33.402 8/5:01.7		
4.		3/35.303 9/5:24.2	6/40.777 8/5:34.4	1/33.457 9/5:08.1	5/36.840 8/5:14.9	7/44.941 7/5:15.6	2/33.880 9/5:12.3	4/33.408 9/5:29.8		
5.		3/35.266 9/5:22.9	5/36.527 8/5:26.0	2/38.332 9/5:15.5	6/46.648 8/5:26.5	7/45.238 7/5:15.8	1/33.362 9/5:09.9	4/33.410 9/5:23.9		
6.		4/38.175 9/5:26.3	5/36.598 8/5:20.4	2/33.818 9/5:13.6	6/41.904 8/5:28.0	7/43.807 7/5:14.3	1/33.646 9/5:08.7	3/33.763 9/5:20.6		
7.		4/35.611 9/5:25.5	5/42.019 8/5:22.7	2/33.673 9/5:12.1	6/43.461 8/5:30.8	7/56.921 7/5:26.3	1/34.817 9/5:09.4	3/33.837 9/5:18.3		
8.		4/36.122 9/5:25.4	6/45.156 8/5:27.5	2/34.071 9/5:11.4	5/34.825 8/5:24.3		1/33.670 9/5:08.6	3/32.680 9/5:15.3		
9.		4/35.223 9/5:24.5		3/40.326 9/5:17.1			1/34.095 9/5:08.4	2/33.977 9/5:14.2		

Top Qualifiers	Qual#	Laps	Race Time (Difference)	Round	Race	Pos in Race	Fast Lap
Bankin, Max	1	9	5:00.211	1	10	1	32.184
Smith, Austin	2	9	5:07.054 6.843	1	10	2	32.741
Saib, Noah	3	9	5:08.412 1.358	2	10	1	33.362
Smith, Steve	4	9	5:12.829 4.417	1	10	3	33.768
Cox, Joshua	5	9	5:24.524 11.69	2	10	4	34.944
Torres, Rodelay	6	9	5:28.982 4.458	1	10	5	33.226
Dominguez, Pedro	7	8	5:27.538	2	10	6	36.018
Louis, Richard	8	7	5:10.372	1	10	6	39.754

Electric Buggy (C Main)

Top Qualifier is Roberto, Robert 11/5: 03.489 (Rnd 2)

Round 3

1

SFORCSVI Race 5

Ser#42318

Timing and Scoring by www.RCSoringPro.com

Sponsor	Driver Name	Car	Pos	Laps	Race Time	Behind	Fast Lap	Average Top 5	Top 10	Top 15	Q#
	Cox, Joshua	3	1	11	5:25.355		28.191	29.165	29.573		17
	Bilogan, Steve	1	2	10	5:08.281		29.935	30.253			18
	Davis, Teddy	8	3	10	5:11.010	2.729	28.433	29.674			20
	Smith, Web	2	4	10	5:34.183	25.902	29.841	31.116			22
	Blume, Richard	9	5	9	5:26.384		31.959	33.197			25
	Bernabe, Willie	5	6	8	5:02.355		32.358	35.790			24
	Louis, Richard	4	7	7	3:56.416		30.625	32.357			23
	Sabi, Kemo	6	8	5	3:18.800		29.597				19
	Hyppolight, Hans	7	9	0							21

Car#	1	2	3	4	5	6	7	8	9	10
	Bilogan	Smith	Cox	Louis	Bernabe	Sabi	Hyppolight	Davis	Blume	
1.	2/31.514 10/5:15.1	5/33.899 9/5:05.0	1/29.625 11/5:25.8	7/39.004 8/5:12.0	8/40.362 8/5:22.8	3/32.082 10/5:20.7		4/32.246 10/5:22.5	6/35.092 9/5:15.8	
2.	2/30.627 10/5:10.6	3/30.617 10/5:22.5	1/29.173 11/5:23.3	7/35.628 9/5:35.8	8/38.408 8/5:15.0	6/37.235 9/5:11.9		4/33.021 10/5:26.3	5/33.786 9/5:09.9	
3.	2/30.184 10/5:07.7	6/42.883 9/5:22.2	1/29.129 11/5:22.4	7/33.825 9/5:25.3	8/41.295 8/5:20.1	4/32.155 9/5:04.4		3/32.885 10/5:27.1	5/34.277 9/5:09.4	
4.	2/30.723 10/5:07.6	4/31.007 9/5:11.4	1/28.191 11/5:19.3	5/31.131 9/5:14.0	7/36.185 8/5:12.5	8/67.731 8/5:38.3		3/29.803 10/5:19.8	6/46.213 9/5:36.0	
5.	2/30.387 10/5:06.8	4/33.210 9/5:08.9	1/29.653 11/5:20.6	5/33.350 9/5:11.2	7/41.746 8/5:16.8	8/29.597 8/5:18.0		3/29.046 10/5:14.0	6/31.959 9/5:26.3	
6.	2/30.774 10/5:07.0	5/33.041 9/5:06.9	1/29.988 11/5:22.2	4/30.625 9/5:05.3	7/36.299 8/5:12.4			3/33.128 10/5:16.8	6/32.065 9/5:20.0	
7.	2/30.403 10/5:06.5	5/33.201 9/5:05.8	1/29.677 11/5:22.8	4/32.853 9/5:03.9	7/32.358 8/5:04.7			3/28.433 10/5:12.2	6/38.547 9/5:23.9	
8.	2/30.355 10/5:06.2	4/31.074 9/5:02.5	1/29.693 11/5:23.3		6/35.702 8/5:02.3			3/31.327 10/5:12.3	5/33.900 9/5:21.5	
9.	2/33.379 10/5:09.2	4/29.841 10/5:31.9	1/30.444 11/5:24.5					3/29.763 10/5:10.7	5/40.545 9/5:26.3	
10.	2/29.935 10/5:08.2	4/35.410 9/5:00.7	1/29.992 11/5:25.1					3/31.358 10/5:11.0		
11.			1/29.790 11/5:25.3							

4WD Short Course (B Main)

Top Qualifier is Paulins, Matt 10/5: 04.706 (Rnd 2)

Round 3

3

SFORCSVI Race 5

Ser#42318

Timing and Scoring by www.RCSoringPro.com

Sponsor	Driver Name	Car	Pos	Laps	Race Time	Behind	Fast Lap	Average Top 5	Top 10	Top 15	Q#
	Smith, Dexter	6	1	10	5:19.008		31.040	31.563			9
	Sabi, Kemo	5	2	9	5:07.862		32.278	33.021			11
	Louis, Richard	2	3	8	4:41.556		32.487	32.948			10
	Bernabe, Willie	1	4	8	5:06.040	24.484	35.047	36.601			12
	Hyppolight, Hans	4	5	6	3:59.986		35.984	38.865			14
	Hyppolight, Dave	3	6	5	4:27.345		48.525				13

Car#	1	2	3	4	5	6	7	8	9	10
	Bernabe	Louis	Hyppolight	Hyppolight	Sabi	Smith				
1.	4/39.514 8/5:16.0	2/35.362 9/5:18.2	6/57.979 6/5:47.8	5/45.660 7/5:19.6	3/38.019 8/5:04.1	1/30.484 10/5:04.8				
2.	3/35.047 9/5:35.5	4/47.184 8/5:30.1	6/48.525 6/5:19.5	5/37.481 8/5:32.5	2/32.577 9/5:17.6	1/31.480 10/5:09.8				
3.	3/38.433 8/5:01.3	4/32.487 8/5:06.7	6/56.529 6/5:26.0	5/35.984 8/5:17.6	2/32.278 9/5:08.6	1/32.896 10/5:16.1				
4.	4/44.094 8/5:14.1	3/34.269 9/5:35.9	6/50.989 6/5:21.0	5/41.163 8/5:20.5	2/33.527 9/5:06.9	1/31.731 10/5:16.4				
5.	4/39.428 8/5:14.4	3/33.030 9/5:28.1	6/53.323 6/5:20.8	5/38.805 8/5:18.5	2/33.848 9/5:06.4	1/31.720 10/5:16.6				
6.	4/36.671 8/5:10.9	3/32.935 9/5:22.9		5/40.893 8/5:19.9	2/32.908 9/5:04.7	1/33.302 10/5:19.3				
7.	4/37.148 8/5:08.9	3/32.973 9/5:19.1			2/33.813 9/5:04.6	1/31.040 10/5:18.0				
8.	4/35.705 8/5:06.0	3/33.316 9/5:16.7			2/35.318 9/5:06.3	1/32.587 10/5:19.0				
9.					2/35.574 9/5:07.8	1/31.924 10/5:19.0				
10.						1/31.844 10/5:19.0				

2WD Stock Buggy (A Main)

Top Qualifier is Bankin, Max 9/5:00.211 (Rnd 1)

Round 3

5

SFORCSVI Race 5

Ser#42318

Timing and Scoring by www.RCSoringPro.com

Sponsor	Driver Name	Car	Pos	Laps	Race Time	Behind	Fast Lap	Average Top 5	Top 10	Top 15	Q#
	Saib, Noah	7	1	9	5:07.269		32.683	33.078			3
	Smith, Austin	8	2	9	5:09.785	2.516	32.716	33.764			2
	Smith, Steve	4	3	9	5:15.732	8.463	32.760	33.832			4
	Torres, Rodelay	5	4	9	5:25.102	17.833	33.482	34.619			6
	Cox, Joshua	2	5	8	5:05.912		33.631	35.994			5
	Dominguez, Pedro	3	6	7	5:23.157		40.245	43.195			7
	Bankin, Max	1	7	7	5:23.250	0.093	33.501	37.778			1
	Louis, Richard	6	8	0							8

Car# 1	2	3	4	5	6	7	8	9	10
Bankin	Cox	Dominguez, Pedro	Smith	Torres	Louis	Saib	Smith		
1. 6/47.705 7/5:33.9	5/42.904 7/5:00.3	7/52.283 6/5:13.6	4/38.343 8/5:06.7	3/35.635 9/5:20.6		2/34.184 9/5:07.6	1/32.563 10/5:25.6		
2. 6/33.501 8/5:24.8	5/35.396 8/5:13.1	7/54.901 6/5:21.5	4/33.598 9/5:23.7	3/33.482 9/5:11.0		2/32.921 9/5:01.9	1/32.716 10/5:26.3		
3. 5/39.473 8/5:21.8	6/42.829 8/5:23.0	7/44.088 6/5:02.5	3/33.020 9/5:14.8	4/36.117 9/5:15.6		2/36.811 9/5:11.7	1/34.282 10/5:31.8		
4. 7/86.654 6/5:10.9	5/37.552 8/5:17.3	6/43.941 7/5:41.6	3/36.851 9/5:19.0	4/41.512 9/5:30.1		2/33.204 9/5:08.5	1/35.188 9/5:03.1		
5. 7/35.319 7/5:39.7	5/33.631 8/5:07.6	6/40.809 7/5:30.4	3/34.801 9/5:17.8	4/34.909 9/5:26.9		1/33.704 9/5:07.4	2/36.537 9/5:08.3		
6. 6/35.073 7/5:24.0	5/34.028 8/5:01.7	7/46.890 7/5:30.0	3/35.524 9/5:18.2	4/38.743 9/5:30.6		2/36.080 9/5:10.3	1/33.718 9/5:07.5		
7. 7/45.525 7/5:23.2	5/39.361 8/5:03.6	6/40.245 7/5:23.1	3/32.760 9/5:14.8	4/34.886 9/5:28.2		2/32.877 9/5:08.2	1/32.975 9/5:05.9		
8.	5/40.211 8/5:05.9		3/35.852 9/5:15.8	4/35.697 9/5:27.3		1/32.683 9/5:06.5	2/35.130 9/5:07.2		
9.			3/34.983 9/5:15.7	4/34.121 9/5:25.1		1/34.805 9/5:07.2	2/36.676 9/5:09.7		

Tenth Scale Truggy (A Main)

Top Qualifier is Bates, Kevin 11/5: 20.881 (Rnd 2)

Round 3



SFORCSVI Race 5

Ser#42318

Timing and Scoring by www.RCScoringPro.com

Sponsor	Driver Name	Car	Pos	Laps	Race Time	Behind	Fast Lap	Average Top 5	Top 10	Top 15	Q#
	Kretzschmar, Loren	1	1	10	5:04.772		29.762	29.996	30.477		2
	Smith, Dexter	6	2	10	5:10.265	5.493	29.485	29.744	31.026		7
	Bates, Kevin	7	3	10	5:13.003	8.231	28.065	28.810	31.300		1
	Torres, Rodelay	3	4	10	5:32.822	28.050	30.793	31.452	33.282		4
	Dominguez, Pedro	8	5	8	5:01.670		32.272	35.811			8
	Sabi, Kemo	2	6	8	5:14.311	12.641	31.959	34.322			6
	Baio, Joe	5	7	1	0:33.310		33.310				5
	Hancock, John	4	8	0							3

Car#	1	2	3	4	5	6	7	8	9	10
	Kretzschmar	Sabi	Torres	Hancock	Baio	Smith	Bates	Dominguez, Pedi		
1.	1/32.219 10/5:22.1	6/41.117 8/5:28.9	3/36.464 9/5:28.1		2/33.310 10/5:33.1	4/37.381 9/5:36.4	5/37.485 9/5:37.3	7/44.151 7/5:09.0		
2.	1/29.762 10/5:09.8	5/37.542 8/5:14.6	4/37.022 9/5:30.7			3/29.600 9/5:01.4	2/28.065 10/5:27.7	6/37.556 8/5:26.8		
3.	1/30.887 10/5:09.5	5/31.973 9/5:31.8	4/32.243 9/5:17.1			2/29.544 10/5:21.7	3/32.628 10/5:27.2	6/37.171 8/5:17.0		
4.	1/30.348 10/5:08.0	5/31.959 9/5:20.8	4/32.640 9/5:11.3			2/29.485 10/5:15.0	3/35.988 9/5:01.8	6/38.543 8/5:14.8		
5.	1/30.531 10/5:07.5	5/40.783 9/5:30.0	4/31.188 9/5:05.2			2/29.819 10/5:11.6	3/31.177 10/5:30.6	6/39.920 8/5:15.7		
6.	1/29.808 10/5:05.9	5/38.157 9/5:32.2	4/32.056 9/5:02.4			2/30.333 10/5:10.2	3/28.578 10/5:23.1	6/36.776 8/5:12.1		
7.	1/30.462 10/5:05.7	5/31.979 9/5:25.9	4/30.978 10/5:32.2			2/31.827 10/5:11.4	3/30.349 10/5:20.3	6/35.281 8/5:07.8		
8.	1/29.817 10/5:04.7	6/60.801 8/5:14.3	4/30.793 10/5:29.2			2/31.729 10/5:12.1	3/31.676 10/5:19.9	5/32.272 8/5:01.6		
9.	1/30.693 10/5:05.0		4/36.022 10/5:32.6			2/30.276 10/5:11.1	3/28.803 10/5:16.3			
10.	1/30.245 10/5:04.7		4/33.416 10/5:32.8			2/30.271 10/5:10.2	3/28.254 10/5:13.0			

Mod 4WD Buggy (A Main)

Top Qualifier is Bankin, Max 11/5: 27.800 (Rnd 2)

Round 3

7

SFORCSVI Race 5

Ser#42318

Timing and Scoring by www.RCScoringPro.com

Sponsor	Driver Name	Car	Pos	Laps	Race Time	Behind	Fast Lap	Average Top 5	Top 10	Top 15	Q#
	Hernandez, Stephen	5	1	11	5:24.550		28.457	28.717	29.481		2
	Bankin, Max	7	2	11	5:25.034	0.484	28.016	28.438	29.638		1
	Saib, Noah	6	3	10	5:08.407		29.019	29.471			4
	Baio, Joe	2	4	10	5:12.466	4.059	28.963	29.561			3
	Smith, Austin	8	5	10	5:20.560	12.153	29.039	30.153			5
	Hancock, John	4	6	10	5:29.837	21.430	30.124	30.718			8
	Honcho, Mke	1	7	9	5:01.087		30.650	31.613			7
	Lee, Pak	3	8	9	5:12.987	11.900	31.174	32.757			6
	Hyppolight, Hans	10	9	8	5:22.794		35.414	38.863			Bump
	Blume, Richard	9	10	0							Bump

Car#	1	2	3	4	5	6	7	8	9	10
	Honcho	Baio	Lee	Hancock	Hernandez	Saib	Bankin	Smith	Blume	Hyppolight
1.	6/35.821 9/5:22.3	3/31.927 10/5:19.3	5/35.387 9/5:18.5	4/33.514 9/5:01.5	2/29.736 11/5:27.1	7/36.646 9/5:29.8	1/28.657 11/5:15.2	8/37.430 9/5:36.8		9/45.037 7/5:15.2
2.	5/32.450 9/5:07.2	3/30.076 10/5:10.0	8/39.646 8/5:00.1	4/30.418 10/5:19.6	2/28.779 11/5:21.8	6/32.379 9/5:10.6	1/28.470 11/5:14.2	7/32.485 9/5:14.5		9/35.414 8/5:21.8
3.	7/35.605 9/5:11.6	4/33.066 10/5:16.8	8/36.129 9/5:33.4	3/30.407 10/5:14.4	2/28.717 11/5:19.8	5/29.231 10/5:27.5	1/28.016 11/5:12.1	6/33.090 9/5:09.0		9/41.116 8/5:24.1
4.	7/30.650 9/5:02.6	4/29.891 10/5:12.3	8/32.954 9/5:24.2	3/30.124 10/5:11.1	2/31.173 11/5:25.6	5/29.662 10/5:19.8	1/28.499 11/5:12.5	6/29.039 10/5:30.0		9/37.414 8/5:17.9
5.	7/38.185 9/5:10.8	6/39.317 10/5:28.5	8/33.001 9/5:18.8	4/38.290 10/5:25.5	2/28.815 11/5:23.8	3/29.765 10/5:15.3	1/32.650 11/5:21.8	5/31.208 10/5:26.5		9/41.371 8/5:20.5
6.	7/30.795 9/5:05.2	4/28.963 10/5:22.0	8/34.424 9/5:17.3	5/32.967 10/5:26.1	2/28.817 11/5:22.7	3/29.677 10/5:12.2	1/28.533 11/5:20.5	6/34.444 10/5:29.4		9/39.069 8/5:19.2
7.	7/32.865 9/5:03.9	4/29.704 10/5:18.4	8/31.174 9/5:12.0	5/30.621 10/5:23.3	2/30.668 11/5:24.8	3/29.019 10/5:09.1	1/29.875 11/5:21.6	6/31.032 10/5:26.7		9/41.303 8/5:20.8
8.	7/33.413 9/5:03.5	4/29.184 10/5:15.1	8/32.234 9/5:09.3	6/35.201 10/5:26.9	2/29.267 11/5:24.4	3/30.957 10/5:09.1	1/30.662 11/5:23.6	5/29.203 10/5:22.4		9/42.070 8/5:22.7
9.	7/31.303 9/5:01.0	4/30.061 10/5:13.5	8/38.038 9/5:12.9	6/36.277 10/5:30.9	2/29.247 11/5:24.1	3/29.797 10/5:07.9	1/28.670 11/5:22.7	5/32.346 10/5:22.5		
10.		4/30.277 10/5:12.4		6/32.018 10/5:29.8	2/30.874 11/5:25.6	3/31.274 10/5:08.4	1/29.892 11/5:23.3	5/30.283 10/5:20.5		
11.					1/28.457 11/5:24.5		2/31.110 11/5:25.0			

Electric Buggy (A Main)

Top Qualifier is Romano, Robert 11/5: 03.489 (Rnd 2)

Round 3

8

SFORCSVI Race 5

Ser#42318

Timing and Scoring by www.RCScoringPro.com

Sponsor	Driver Name	Car	Pos	Laps	Race Time	Behind	Fast Lap	Average Top 5	Top 10	Top 15	Q#
	Garcia, Nelson	7	1	22	10:20.140		26.976	27.160	27.357	27.531	6
	Romano, Robert	8	2	22	10:23.182	3.042	26.593	27.027	27.242	27.366	1
	MacLellan, Alex	4	3	21	10:01.554		27.506	27.727	27.888	28.079	2
	Perez, Luis	5	4	21	10:03.829	2.275	26.819	27.074	27.267	27.617	3
	Paulins, Matt	1	5	21	10:06.271	4.717	27.495	27.755	27.950	28.189	4
	Hernandez, Johnathan	2	6	21	10:28.103	26.549	27.977	28.186	28.632	29.055	7
	Saib, Noah	6	7	20	10:12.828		28.778	28.932	29.213	29.667	8
	Diaz, Mke	10	8	19	10:03.206		28.736	29.046	29.660	30.569	Bump
	Murciano, Aaron	9	9	18	10:37.555		29.206	29.610	30.424	33.016	Bump
	Parra, Nicholas	3	10	17	8:19.284		27.669	27.963	28.218	28.907	5

Car#	1	2	3	4	5	6	7	8	9	10
	Paulins	Hernandez	Parra	MacLellan	Perez	Saib	Garcia	Romano	Murciano	Diaz
1.	4/32.168 19/10:11.2	5/33.681 18/10:06.2	3/30.246 20/10:05.0	1/28.515 22/10:27.4	7/33.935 18/10:10.9	8/35.642 17/10:05.8	2/28.675 21/10:02.2	10/38.292 16/10:12.6	6/33.777 18/10:08.0	9/37.529 16/10:00.4
2.	4/32.082 19/10:10.3	6/31.959 19/10:23.5	7/35.439 19/10:24.0	1/28.745 21/10:01.2	3/27.620 20/10:15.6	8/30.690 19/10:30.1	2/31.458 20/10:01.3	9/28.855 18/10:04.3	5/30.640 19/10:11.9	10/29.736 18/10:05.4
3.	3/28.459 20/10:18.0	8/30.678 19/10:10.0	9/31.103 19/10:13.0	1/27.674 22/10:22.8	4/32.273 20/10:25.5	10/33.417 19/10:31.7	2/27.866 21/10:16.0	6/27.742 19/10:00.9	5/29.734 20/10:27.6	7/28.736 19/10:08.0
4.	4/29.124 20/10:09.1	7/29.168 20/10:27.4	8/30.344 19/10:03.8	1/28.054 22/10:21.4	3/27.582 20/10:07.0	10/30.484 19/10:18.5	2/27.961 21/10:08.7	5/27.446 20/10:11.7	6/29.764 20/10:19.6	9/32.285 19/10:09.3
5.	5/31.986 20/10:15.2	6/28.799 20/10:17.1	7/28.059 20/10:20.7	1/27.506 22/10:18.1	3/30.003 20/10:05.6	9/30.877 19/10:12.2	2/27.413 21/10:02.1	4/29.968 20/10:09.2	8/35.291 19/10:04.9	10/34.952 19/10:20.3
6.	5/27.688 20/10:05.0	6/29.327 20/10:12.0	7/28.575 20/10:12.5	1/28.075 22/10:18.0	3/27.438 21/10:25.9	9/29.240 19/10:02.7	2/27.202 22/10:25.4	4/27.522 21/10:29.3	8/29.988 20/10:30.6	10/29.937 19/10:11.7
7.	5/28.297 21/10:29.3	6/29.314 20/10:08.3	7/30.219 20/10:11.3	1/27.847 22/10:17.3	3/27.188 21/10:18.1	9/32.251 19/10:04.2	2/27.058 22/10:21.1	4/27.046 21/10:20.6	8/29.429 20/10:24.6	10/36.935 19/10:24.5
8.	5/27.881 21/10:23.9	7/32.338 20/10:13.1	6/28.184 20/10:05.4	1/31.042 22/10:25.5	4/30.098 21/10:19.8	9/30.344 19/10:00.7	2/31.734 21/10:02.0	3/27.074 21/10:14.0	8/29.206 20/10:19.5	10/29.844 19/10:17.3
9.	5/27.812 21/10:19.5	7/28.176 20/10:07.6	6/28.032 20/10:00.4	1/28.484 22/10:25.6	4/27.152 21/10:14.3	9/29.599 20/10:27.8	2/27.911 21/10:00.3	3/28.855 21/10:13.2	8/30.396 20/10:18.2	10/31.492 19/10:15.2
10.	5/28.156 21/10:16.6	7/28.057 20/10:03.0	6/28.224 21/10:26.6	1/27.929 22/10:24.5	4/27.333 21/10:10.3	9/29.681 20/10:24.4	2/27.223 22/10:25.8	3/26.593 21/10:07.7	8/29.918 20/10:16.2	10/32.212 19/10:14.9
11.	5/28.738 21/10:15.4	7/28.958 20/10:00.8	6/28.879 21/10:24.8	4/34.109 21/10:07.0	3/27.036 21/10:06.4	8/28.801 20/10:20.0	1/29.757 22/10:28.5	2/27.589 21/10:05.1	9/36.704 20/10:27.0	10/30.502 19/10:11.7
12.	5/28.635 21/10:14.3	7/29.637 20/10:00.1	6/27.669 21/10:21.1	3/27.748 21/10:05.0	4/28.334 21/10:05.4	8/35.373 20/10:27.3	1/27.779 22/10:27.0	2/27.316 21/10:02.5	10/44.794 19/10:16.9	9/29.170 19/10:06.9
13.	5/29.240 21/10:14.2	7/27.977 21/10:26.8	6/30.211 21/10:22.2	4/28.508 21/10:04.5	3/28.212 21/10:04.4	8/28.778 20/10:23.3	1/28.305 22/10:26.7	2/28.324 21/10:01.9	10/39.597 19/10:27.3	9/29.510 19/10:03.3
14.	5/28.074 21/10:12.5	7/29.966 21/10:27.0	6/27.996 21/10:19.7	4/28.262 21/10:03.7	3/27.175 21/10:02.0	8/29.603 20/10:21.1	1/26.976 22/10:24.3	2/27.458 21/10:00.1	10/33.256 19/10:27.6	9/28.789 20/10:30.8
15.	5/27.901 21/10:10.7	7/28.389 21/10:24.9	6/29.540 21/10:19.8	4/27.861 21/10:02.5	3/28.760 21/10:02.1	8/30.475 20/10:20.3	1/27.530 22/10:23.1	2/29.925 21/10:02.0	10/34.618 19/10:29.6	9/33.536 19/10:01.8
16.	5/27.998 21/10:09.3	7/32.411 21/10:28.4	6/28.507 21/10:18.4	3/29.020 21/10:02.9	4/29.552 21/10:03.3	8/29.345 20/10:18.2	1/27.785 22/10:22.3	2/27.584 21/10:00.5	10/51.305 18/10:16.9	9/35.258 19/10:06.1
17.	5/28.748 21/10:08.9	7/30.782 21/10:29.5	6/28.057 21/10:16.7	4/28.935 21/10:03.2	3/27.818 21/10:02.2	8/31.145 20/10:18.5	1/27.342 22/10:21.1	2/28.475 21/10:00.4	10/31.911 18/10:14.4	9/29.027 19/10:02.9
18.	4/28.200 21/10:08.0	6/28.332 21/10:27.6		3/28.239 21/10:02.6	5/33.717 21/10:08.1	7/29.161 20/10:16.5	1/27.874 22/10:20.7	2/27.636 22/10:27.8	9/57.227 17/10:02.1	8/31.345 19/10:02.5
19.	5/28.759 21/10:07.8	6/31.111 21/10:28.9		3/28.496 21/10:02.4	4/28.455 21/10:07.5	7/29.067 20/10:14.7	1/27.577 22/10:19.9	2/27.417 22/10:26.5		8/32.411 19/10:03.2
20.	5/28.830 21/10:07.7	6/29.153 21/10:28.1		3/27.947 21/10:01.6	4/27.329 21/10:05.8	7/28.855 20/10:12.8	1/29.272 22/10:21.1	2/27.499 22/10:25.4		
21.	5/27.495 21/10:06.2	6/29.890 21/10:28.1		3/28.558 21/10:01.5	4/26.819 21/10:03.8		1/27.472 22/10:20.3	2/27.105 22/10:24.0		
22.							1/27.970 22/10:20.1	2/27.461 22/10:23.1		

4WD Short Course (A Main)

Top Qualifier is Paulins, Matt 10/5: 04.706 (Rnd 2)

Round 3



SFORCSVI Race 5

Ser#42318

Timing and Scoring by www.RCScorePro.com

Sponsor	Driver Name	Car	Pos	Laps	Race Time	Behind	Fast Lap	Average Top 5	Top 10	Top 15	Q#
	Paulins, Matt	4	1	16	8:03.202		28.647	29.127	29.468	30.255	1
	Smith, Austin	7	2	16	8:20.004	16.802	29.332	29.913	30.240	31.232	3
	Smith, Dexter	9	3	16	8:38.967	35.765	29.925	30.385	30.632	32.076	Bump
	Parra, Nicholas	3	4	15	7:34.097		29.073	29.404	29.728		2
	Torres, Rodelay	6	5	15	8:12.422	38.325	28.670	30.144	31.334		6
	Crawlz, Rocky	1	6	15	8:22.196	48.099	30.398	31.060	31.870		4
	Bilogan, Steve	8	7	15	8:24.454	50.357	31.123	31.715	32.303		8
	Smith, Steve	2	8	15	8:29.043	54.946	30.635	31.409	32.418		7
	Davis, Teddy	5	9	10	5:33.825		29.879	30.574			5
	Sabi, Kemo	10	10	10	5:48.221	14.396	31.240	32.650			Bump

Car#	1	2	3	4	5	6	7	8	9	10
	Crawlz	Smith	Parra	Paulins	Davis	Torres	Smith	Bilogan	Smith	Sabi
1.	5/34.379 14/8:01.3	10/38.616 13/8:22.0	3/30.827 16/8:13.2	1/29.375 17/8:19.4	2/30.580 16/8:09.2	8/37.405 13/8:06.3	4/31.530 16/8:24.4	7/35.348 14/8:14.9	9/37.830 13/8:11.7	6/34.826 14/8:07.6
2.	5/31.630 15/8:15.0	10/32.485 14/8:17.6	2/29.893 16/8:05.7	1/29.591 17/8:21.2	4/33.909 15/8:03.6	8/31.592 14/8:03.0	3/29.948 16/8:11.8	6/32.312 15/8:27.4	7/30.665 15/8:33.7	9/35.938 14/8:15.3
3.	5/30.440 15/8:02.2	9/35.512 14/8:17.5	2/30.101 16/8:04.3	1/29.192 17/8:19.5	4/31.149 16/8:30.0	8/32.507 15/8:27.5	3/30.778 16/8:12.0	7/32.627 15/8:21.4	6/30.778 15/8:16.3	10/40.021 13/8:00.0
4.	5/31.519 16/8:31.8	9/33.492 14/8:10.3	2/29.073 17/8:29.5	1/29.483 17/8:19.9	4/31.212 16/8:27.3	7/31.732 15/8:19.6	3/29.739 16/8:08.0	8/34.557 15/8:25.6	6/30.196 15/8:05.5	10/32.584 14/8:21.7
5.	5/31.760 16/8:31.1	9/30.837 15/8:32.8	2/29.500 17/8:27.9	1/29.212 17/8:19.2	4/31.980 16/8:28.2	6/30.194 15/8:10.2	3/29.332 16/8:04.2	8/31.123 15/8:17.9	7/34.489 15/8:11.8	10/32.684 14/8:12.9
6.	5/35.355 15/8:07.7	9/31.858 15/8:27.0	2/29.231 17/8:26.0	1/28.647 17/8:17.2	4/30.415 16/8:24.6	7/33.527 15/8:12.4	3/30.276 16/8:04.2	8/31.143 15/8:12.7	6/31.933 15/8:09.7	10/31.240 14/8:03.6
7.	9/39.922 15/8:23.5	8/30.635 15/8:20.2	2/29.381 17/8:25.1	1/30.715 17/8:20.8	4/29.879 16/8:20.8	6/30.402 15/8:07.2	3/30.595 16/8:05.0	7/33.827 15/8:14.8	5/30.936 15/8:06.0	10/34.372 14/8:03.3
8.	8/31.553 15/8:19.8	9/33.619 15/8:20.7	2/29.836 17/8:25.4	1/29.949 17/8:21.8	4/30.215 16/8:18.6	5/28.670 15/8:00.0	3/30.483 16/8:05.3	7/32.336 15/8:13.6	6/31.178 15/8:03.7	10/39.670 14/8:12.3
9.	8/34.861 15/8:22.3	7/33.444 15/8:20.8	2/29.875 17/8:25.6	1/29.522 17/8:21.8	4/33.182 16/8:22.2	5/30.770 16/8:29.8	3/31.408 16/8:07.2	9/39.284 15/8:24.2	6/31.012 15/8:01.6	10/32.370 14/8:07.9
10.	7/32.856 15/8:21.4	8/34.092 15/8:21.8	2/33.444 16/8:01.8	1/31.275 17/8:24.8	6/51.304 15/8:20.7	5/34.586 15/8:02.0	3/31.890 16/8:09.5	9/32.248 15/8:22.2	4/29.925 16/8:30.3	10/34.516 14/8:07.5
11.	8/38.278 15/8:28.0	7/36.035 15/8:25.3	2/31.403 16/8:03.7	1/35.282 16/8:03.2		5/30.683 15/8:00.0	3/30.580 16/8:09.5	6/33.352 15/8:22.0	4/30.463 16/8:28.2	
12.	8/35.561 15/8:30.1	6/31.424 15/8:22.5	2/30.493 16/8:04.0	1/29.101 16/8:01.7		5/35.011 15/8:03.8	3/32.728 16/8:12.3	7/35.484 15/8:24.5	4/30.850 16/8:27.0	
13.	7/32.295 15/8:28.1	8/40.154 15/8:30.2	2/29.901 16/8:03.6	1/31.316 16/8:03.2		5/33.266 15/8:05.0	3/30.272 16/8:11.7	6/32.283 15/8:22.9	4/30.678 16/8:25.7	
14.	7/31.389 15/8:25.5	8/32.291 15/8:28.3	2/30.608 16/8:04.0	1/30.558 16/8:03.6		5/37.215 15/8:10.2	3/35.386 16/8:17.0	6/31.777 15/8:21.1	4/30.818 16/8:24.8	
15.	6/30.398 15/8:22.1	8/34.549 15/8:29.0	2/30.531 16/8:04.3	1/30.189 16/8:03.6		5/34.862 15/8:12.4	3/34.661 16/8:20.9	7/36.753 15/8:24.4	4/31.707 16/8:25.0	
16.				1/29.795 16/8:03.1			2/30.398 16/8:20.0		3/45.509 15/8:06.5	

Nitro Buggy (A Main)

Top Qualifier is Romano, Robert 11/5: 11.315 (Rnd 1)

Round 3

10

SFORCSVI Race 5

Ser#42318

Timing and Scoring by www.RCScorePro.com

Sponsor	Driver Name	Car	Pos	Laps	Race Time	Behind	Fast Lap	Average Top 5	Top 10	Top 15	Q#
	Romano, Robert	2	1	42	20:15.598		27.353	23.009	25.503	26.417	1
	Hernandez, Johnathan	6	2	40	20:25.761		27.694	23.824	26.254	27.208	4
	Diaz, Mke	3	3	38	20:00.625		28.829	24.656	27.020	28.001	6
	Garcia, Nelson	4	4	38	20:20.817	20.192	28.477	23.962	26.600	27.684	2
	Lino, Rino	1	5	33	20:01.268		27.911	23.858	26.449	27.445	3
	Gibson, Adrian	7	6	20	9:43.841		28.216	24.312	26.795	27.858	5
	Lee, Pak	5	7	0							7

Car# 1	2	3	4	5	6	7	8	9	10
Lino	Romano	Diaz	Garcia	Lee	Hernandez	Gibson			
1. 3/5.777 208/20:02.2	1/4.782 252/20:04.5	6/7.633 158/20:05.5	2/5.451 221/20:04.4		4/6.708 179/20:01.0	5/7.038 171/20:03.8			
2. 2/30.240 67/20:06.6	1/28.752 72/20:07.0	6/34.556 57/20:02.4	5/33.257 62/20:00.0		4/31.485 63/20:02.9	3/30.271 65/20:12.5			
3. 2/27.911 57/20:14.6	1/28.024 59/20:10.6	6/29.795 51/20:23.6	5/32.551 51/20:11.4		3/27.694 55/20:07.9	4/30.260 54/20:16.2			
4. 2/29.743 52/20:17.7	1/27.696 54/20:04.8	5/28.949 48/20:11.1	6/32.969 47/20:24.7		4/33.085 49/20:12.3	3/29.484 50/20:13.1			
5. 2/29.082 49/20:02.9	1/28.002 52/20:19.5	6/42.463 42/20:04.5	5/30.197 45/20:09.8		4/30.516 47/20:17.2	3/29.149 48/20:11.5			
6. 2/29.345 48/20:16.7	1/32.511 49/20:23.1	6/29.240 42/20:08.4	5/30.787 44/20:11.5		4/29.175 46/20:16.3	3/29.248 47/20:17.6			
7. 2/28.822 47/20:14.7	1/27.353 48/20:14.5	6/37.166 41/20:28.8	5/33.326 43/20:19.6		3/29.179 45/20:07.5	4/34.691 45/20:22.3			
8. 2/28.830 46/20:06.0	1/28.553 47/20:08.3	6/29.980 41/20:28.8	5/29.245 43/20:24.3		3/29.143 45/20:20.5	4/29.309 44/20:06.9			
9. 2/28.939 46/20:19.9	1/27.559 47/20:17.9	5/28.994 41/20:24.4	6/71.859 37/20:31.8		3/29.054 44/20:02.8	4/30.459 44/20:21.7			
10. 2/27.952 46/20:26.5	1/29.279 46/20:07.5	5/29.850 41/20:24.3	6/28.814 37/20:15.3		3/30.298 44/20:15.8	4/32.908 43/20:16.1			
11. 2/28.833 45/20:08.7	1/27.654 46/20:13.4	5/28.829 41/20:20.5	6/28.544 37/20:00.8		3/28.655 44/20:19.9	4/29.364 43/20:20.3			
12. 2/29.771 45/20:19.6	1/28.984 46/20:23.4	5/33.004 40/20:01.5	6/30.959 38/20:28.5		3/31.697 43/20:06.4	4/30.167 43/20:26.7			
13. 2/29.887 44/20:01.9	1/27.958 45/20:01.5	5/29.622 40/20:00.2	6/33.044 38/20:30.6		3/32.598 43/20:21.4	4/28.216 43/20:25.6			
14. 2/29.129 44/20:07.6	1/31.647 45/20:17.4	5/55.824 38/20:10.3	6/29.812 38/20:23.6		3/28.967 43/20:23.1	4/28.830 43/20:26.6			
15. 6/252.571 29/20:31.2	1/29.133 45/20:23.6	4/29.564 38/20:04.5	5/30.713 38/20:19.8		3/34.889 42/20:12.7	2/30.209 42/20:02.8			
16. 6/30.859 29/20:10.1	1/28.939 44/20:01.2	4/33.628 38/20:09.1	5/28.477 38/20:11.2		3/37.571 41/20:06.1	2/37.641 42/20:26.5			
17. 6/29.524 30/20:30.3	1/38.863 43/20:03.2	4/28.876 38/20:02.5	5/29.479 38/20:05.8		3/32.796 41/20:14.3	2/29.322 42/20:26.8			
18. 6/31.413 30/20:14.3	1/31.585 43/20:11.8	4/30.273 39/20:31.2	5/36.557 38/20:16.0		3/29.137 41/20:13.2	2/29.797 42/20:28.1			
19. 6/29.211 31/20:36.4	1/28.801 43/20:13.2	4/31.584 39/20:31.2	5/31.226 38/20:14.5		3/29.138 41/20:12.2	2/28.570 42/20:26.6			
20. 6/30.880 31/20:22.5	1/28.298 43/20:13.3	4/30.452 39/20:29.0	5/34.860 38/20:20.0		3/29.601 41/20:12.3	2/28.908 42/20:26.0			
21. 5/29.565 31/20:07.9	1/28.627 43/20:14.2	3/29.070 39/20:24.5	4/29.107 38/20:14.6		2/29.836 41/20:12.8				
22. 5/29.776 32/20:33.5	1/28.805 43/20:15.3	3/30.022 39/20:22.0	4/33.664 38/20:17.5		2/29.106 41/20:11.9				
23. 5/29.358 32/20:20.7	1/32.184 43/20:22.6	3/30.584 39/20:20.8	4/28.931 38/20:12.4		2/29.284 41/20:11.4				
24. 5/29.428 32/20:09.1	1/28.007 43/20:21.9	3/30.238 39/20:19.0	4/28.524 38/20:07.0		2/28.302 41/20:09.3				
25. 5/29.700 33/20:36.2	1/28.363 43/20:21.8	3/29.422 39/20:16.2	4/33.478 38/20:09.6		2/29.497 41/20:09.3				
26. 5/29.889 33/20:26.6	1/29.172 43/20:23.0	3/31.539 39/20:16.7	4/31.974 38/20:09.8		2/39.245 41/20:24.7				
27. 5/31.149 33/20:19.2	1/28.349 43/20:22.9	3/37.110 39/20:25.2	4/29.437 38/20:06.4		2/38.282 40/20:07.3				

