

Nitro Buggy

Round 1

1

SFORCS VI Race 4

Ser#42318

Timing and Scoring by www.RCScoringPro.com

Sponsor	Driver Name	Car	Pos	Laps	Race Time	Behind	Fast Lap	Average Top 5	Top 10	Top 15	Q#
	Romano, Robert	4	1	12	5:21.142		26.067	26.203	26.560		1
	Garcia, Nelson	3	2	11	5:04.063		26.443	26.716	27.252		2
	MacLellan, Alex	2	3	11	5:24.898	20.835	27.079	27.326	28.647		3
	Vasan, Sebastian	1	4	0							4

Car# 1	2	3	4	5	6	7	8	9	10
Vasan	MacLellan	Garcia	Romano						
1.	2/27.310 11/5:00.4	3/31.547 10/5:15.5	1/26.692 12/5:20.2						
2.	2/27.682 11/5:02.4	3/27.471 11/5:24.6	1/26.333 12/5:18.1						
3.	2/27.419 11/5:02.1	3/26.771 11/5:14.5	1/28.024 12/5:24.1						
4.	2/27.909 11/5:03.3	3/27.081 11/5:10.3	1/26.346 12/5:22.2						
5.	2/28.455 11/5:05.2	3/26.838 11/5:07.3	1/26.132 12/5:20.4						
6.	2/27.385 11/5:04.6	3/28.767 11/5:08.8	1/26.135 12/5:19.3						
7.	2/27.435 11/5:04.2	3/27.794 11/5:08.4	1/26.067 12/5:18.3						
8.	2/27.079 11/5:03.4	3/27.822 11/5:08.1	1/27.388 12/5:19.6						
9.	3/37.861 11/5:15.9	2/26.443 11/5:06.2	1/27.521 12/5:20.8						
10.	3/38.429 11/5:26.6	2/26.843 11/5:05.1	1/27.406 12/5:21.6						
11.	3/27.934 11/5:24.8	2/26.686 11/5:04.0	1/26.576 12/5:21.4						
12.			1/26.522 12/5:21.1						

Electric Buggy


Round 1

2

SFORCS VI Race 4

Ser#42318

Timing and Scoring by www.RCScoringPro.com

Sponsor	Driver Name	Car	Pos	Laps	Race Time	Behind	Fast Lap	Average Top 5	Top 10	Top 15	Q#
	Lopez, Jader	3	1	12	5:10.190		25.189	25.349	25.682		1
	Neumann, Kevin	7	2	11	5:05.267		26.546	26.786	27.429		2
	Paz, Daniel	1	3	11	5:13.120	7.853	26.916	27.192	28.005		3
	Kretzschmar, Loren	6	4	11	5:13.817	8.550	26.130	27.096	28.092		4
	Parra, Nicholas	4	5	11	5:18.055	12.788	27.646	28.284	28.764		5
	Karam, Neil	2	6	11	5:25.057	19.790	27.506	27.992	29.262		6
	Bilogan, Steve	5	7	10	5:03.863		28.746	29.519	30.386		7

Car#	1	2	3	4	5	6	7	8	9	10
	Paz	Karam	Lopez	Parra	Bilogan	Kretzschmar	Neumann			
1.	2/27.128 12/5:25.5	5/29.373 11/5:23.0	1/26.107 12/5:13.3	4/28.831 11/5:17.1	7/32.698 10/5:27.0	6/29.890 11/5:28.7	3/28.629 11/5:14.9			
2.	2/27.503 11/5:00.4	5/29.291 11/5:22.6	1/25.348 12/5:08.7	4/28.696 11/5:16.4	7/30.155 10/5:14.2	6/29.894 11/5:28.7	3/26.818 11/5:04.9			
3.	3/27.532 11/5:01.2	4/27.506 11/5:15.9	1/25.838 12/5:09.1	5/28.795 11/5:16.5	7/30.231 10/5:10.2	6/28.271 11/5:22.8	2/26.579 11/5:00.7			
4.	3/27.534 11/5:01.6	6/31.089 11/5:22.4	1/25.796 12/5:09.2	4/28.787 11/5:16.5	7/30.147 10/5:08.0	5/27.400 11/5:17.5	2/27.507 11/5:01.2			
5.	3/27.835 11/5:02.5	6/27.793 11/5:19.1	1/25.881 12/5:09.5	5/28.479 11/5:15.8	7/29.952 10/5:06.3	4/27.210 11/5:13.8	2/27.496 11/5:01.4			
6.	3/27.130 11/5:01.8	6/30.866 11/5:22.5	1/25.602 12/5:09.1	5/27.646 11/5:13.9	7/30.489 10/5:06.1	4/26.130 11/5:09.4	2/27.406 11/5:01.4			
7.	3/26.916 11/5:01.0	6/27.566 11/5:19.7	1/25.296 12/5:08.3	5/28.006 11/5:13.0	7/28.746 10/5:03.4	4/28.019 11/5:09.2	2/26.546 11/5:00.1			
8.	3/33.067 11/5:08.8	6/32.438 11/5:24.3	1/26.452 12/5:09.4	5/28.591 11/5:13.2	7/32.693 10/5:06.3	4/29.362 11/5:10.9	2/30.976 11/5:05.1			
9.	3/27.284 11/5:07.9	6/28.505 11/5:23.1	1/26.468 12/5:10.3	5/30.239 11/5:15.4	7/29.656 10/5:05.2	4/27.134 11/5:09.6	2/29.325 11/5:07.1			
10.	3/32.804 11/5:13.2	6/32.039 11/5:26.1	1/25.308 12/5:09.7	5/29.574 11/5:16.4	7/29.096 10/5:03.8	4/32.900 11/5:14.8	2/27.243 11/5:06.3			
11.	3/28.387 11/5:13.1	6/28.591 11/5:25.0	1/26.905 12/5:10.9	5/30.411 11/5:18.0		4/27.607 11/5:13.8	2/26.742 11/5:05.2			
12.			1/25.189 12/5:10.1							

Top Qualifiers	Qual#	Laps	Race Time (Difference)	Round	Race	Pos in Race	Fast Lap
Lopez, Jader	1	12	5:10.190	1	2	1	25.189
Neumann, Kevin	2	11	5:05.267	1	2	2	26.546
Paz, Daniel	3	11	5:13.120 7.853	1	2	3	26.916
Kretzschmar, Loren	4	11	5:13.817 0.697	1	2	4	26.130
Parra, Nicholas	5	11	5:18.055 4.238	1	2	5	27.646
Karam, Neil	6	11	5:25.057 7.002	1	2	6	27.506
Bilogan, Steve	7	10	5:03.863	1	2	7	28.746

Electric Buggy

Top Qualifier is Lopez, Jader 12/5: 10.190 (Rnd 1)


Round 1

3

SFORCS VI Race 4

Ser#42318

Timing and Scoring by www.RCScoringPro.com

Sponsor	Driver Name	Car	Pos	Laps	Race Time	Behind	Fast Lap	Average Top 5	Top 10	Top 15	Q#
	Maclellan, Alex	3	1	11	5:05.071		26.260	27.011	27.454		2
	Laos, "PacMan" Christopher	5	2	11	5:05.303	0.232	25.966	26.187	27.289		4
	Murciano, Aaron	1	3	11	5:25.007	19.936	27.447	28.397	29.273		8
	Crawlz, Rocky	4	4	11	5:33.720	28.649	28.504	29.156	29.814		10
	Saib, Noah	6	5	10	5:00.187		27.720	28.514	30.019		11
	Bernabe, Willie	2	6	8	4:56.088		34.566	35.391			13
	Sabi, Kemo	8	7	8	5:41.225	45.137	31.727	33.334			14
	Paulins, Matt	7	8	0							15

Car#	1	2	3	4	5	6	7	8	9	10
	Murciano	Bernabe	Maclellan	Crawlz	Laos	Saib	Paulins	Sabi		
1.	4/29.430 11/5:23.7	7/34.566 9/5:11.1	1/28.469 11/5:13.1	3/29.268 11/5:21.9	2/29.063 11/5:19.6	6/32.180 10/5:21.8		5/31.727 10/5:17.3		
2.	2/29.356 11/5:23.3	7/34.871 9/5:12.4	1/27.808 11/5:09.5	3/31.322 10/5:02.9	4/32.409 10/5:07.3	6/34.860 9/5:01.6		5/33.199 10/5:24.6		
3.	4/32.274 10/5:03.5	7/38.229 9/5:23.0	1/27.309 11/5:06.4	3/28.963 11/5:28.3	2/26.068 11/5:20.9	5/27.720 10/5:15.8		6/35.134 9/5:00.1		
4.	4/29.795 10/5:02.1	7/36.596 9/5:24.5	1/27.194 11/5:04.6	3/29.556 11/5:27.5	2/26.727 11/5:14.2	5/28.655 10/5:08.5		6/34.046 9/5:01.7		
5.	4/28.175 11/5:27.8	7/35.049 9/5:22.7	1/27.404 11/5:03.9	3/29.518 11/5:26.9	2/26.364 11/5:09.3	5/29.303 10/5:05.4		6/36.315 9/5:06.7		
6.	4/31.580 10/5:01.0	7/35.871 9/5:22.7	1/27.615 11/5:03.9	3/29.954 11/5:27.3	2/26.792 11/5:06.9	5/31.690 10/5:07.3		6/32.565 9/5:04.4		
7.	3/27.447 11/5:26.9	7/40.049 9/5:28.1	1/26.919 11/5:02.8	4/31.000 11/5:29.3	2/30.548 11/5:11.0	5/28.132 10/5:03.6		6/52.088 9/5:27.9		
8.	3/29.413 11/5:26.5	6/40.857 9/5:33.1	1/27.375 11/5:02.6	4/29.526 11/5:28.7	2/25.966 11/5:07.9	5/29.092 10/5:02.0		7/86.151 8/5:41.2		
9.	3/29.113 11/5:25.8		2/30.532 11/5:06.3	4/28.504 11/5:27.0	1/26.356 11/5:05.9	5/29.585 10/5:01.3				
10.	3/27.892 11/5:23.9		2/26.260 11/5:04.5	4/30.529 11/5:27.9	1/26.182 11/5:04.1	5/28.970 10/5:00.1				
11.	3/30.532 11/5:25.0		1/28.186 11/5:05.0	4/35.580 10/5:03.3	2/28.828 11/5:05.3					

Top Qualifiers	Qual#	Laps	Race Time (Difference)	Round	Race	Pos in Race	Fast Lap
Lopez, Jader	1	12	5:10.190	1	2	1	25.189
Maclellan, Alex	2	11	5:05.071	1	3	1	26.260
Neumann, Kevin	3	11	5:05.267 0.196	1	2	2	26.546
Laos, "PacMan" Christopher	4	11	5:05.303 0.036	1	3	2	25.966
Paz, Daniel	5	11	5:13.120 7.817	1	2	3	26.916
Kretzschmar, Loren	6	11	5:13.817 0.697	1	2	4	26.130
Parra, Nicholas	7	11	5:18.055 4.238	1	2	5	27.646
Murciano, Aaron	8	11	5:25.007 6.952	1	3	3	27.447
Karam, Neil	9	11	5:25.057 0.050	1	2	6	27.506
Crawlz, Rocky	10	11	5:33.720 8.663	1	3	4	28.504

Electric Buggy

Top Qualifier is Lopez, Jader 12/5: 10.190 (Rnd 1)


Round 1

4

SFORCS VI Race 4

Ser#42318

Timing and Scoring by www.RCScoringPro.com

Sponsor	Driver Name	Car	Pos	Laps	Race Time	Behind	Fast Lap	Average Top 5	Top 10	Top 15	Q#
	Bates, Kevin	4	1	11	5:07.270		26.300	26.695	27.046		5
	Garcia, Nelson	1	2	11	5:09.666	2.396	25.702	26.316	27.547		6
	Cox, Joshua	2	3	11	5:23.446	16.176	27.520	28.099	28.926		10
	Johnas, Billy	5	4	10	5:08.562		27.521	28.070	30.856		16
	Blume, Richard	6	5	10	5:10.441	1.879	27.700	29.034	31.044		17
	Smith, Web	3	6	9	5:21.970		31.247	33.342			18
	Bankin, Max	7	7	6	2:59.675		27.261	29.194			21

Car#	1	2	3	4	5	6	7	8	9	10
	Garcia	Cox	Smith	Bates	Johnas	Blume	Bankin			
1.	2/29.896 11/5:28.8	1/29.300 11/5:22.3	5/36.118 9/5:25.0	6/36.805 9/5:31.1	3/30.478 10/5:04.8	7/39.748 8/5:18.0	4/30.753 10/5:07.5			
2.	1/28.061 11/5:18.7	2/29.318 11/5:22.4	7/37.625 9/5:31.8	5/26.300 10/5:15.5	4/29.111 11/5:27.7	6/30.853 9/5:17.6	3/27.884 11/5:22.5			
3.	1/26.494 11/5:09.6	3/27.961 11/5:17.4	7/32.470 9/5:18.6	5/26.861 11/5:29.8	4/27.737 11/5:20.2	6/31.751 9/5:07.0	2/27.261 11/5:14.9			
4.	1/26.251 11/5:04.4	5/34.182 10/5:01.9	7/43.906 8/5:00.2	4/26.744 11/5:20.9	3/28.040 11/5:17.2	6/31.715 9/5:01.6	2/27.528 11/5:11.9			
5.	1/31.832 11/5:13.5	4/27.756 11/5:26.7	7/35.449 9/5:34.0	2/27.716 11/5:17.7	5/33.712 11/5:27.9	6/31.204 10/5:30.5	3/32.542 11/5:21.1			
6.	2/34.192 11/5:24.0	4/29.193 11/5:25.8	7/37.381 9/5:34.4	1/27.699 11/5:15.5	3/27.939 11/5:24.5	6/29.080 10/5:23.9	5/33.707 11/5:29.3			
7.	2/26.928 11/5:20.0	4/27.520 11/5:22.5	6/31.247 9/5:26.8	1/26.521 11/5:12.1	3/27.521 11/5:21.4	5/28.731 10/5:18.6				
8.	2/27.003 11/5:17.1	3/30.039 11/5:23.4	6/31.425 9/5:21.3	1/27.248 11/5:10.5	4/35.450 11/5:29.9	5/27.700 10/5:13.4				
9.	2/26.204 11/5:13.9	3/28.063 11/5:21.8	6/36.349 9/5:21.9	1/27.198 11/5:09.3	4/34.749 10/5:05.2	5/30.779 10/5:12.8				
10.	2/27.103 11/5:12.3	3/29.237 11/5:21.8		1/27.130 11/5:08.2	4/33.825 10/5:08.5	5/28.880 10/5:10.4				
11.	2/25.702 11/5:09.6	3/30.877 11/5:23.4		1/27.048 11/5:07.2						

Top Qualifiers	Qual#	Laps	Race Time (Difference)	Round	Race	Pos in Race	Fast Lap
Lopez, Jader	1	12	5:10.190	1	2	1	25.189
Maclellan, Alex	2	11	5:05.071	1	3	1	26.260
Neumann, Kevin	3	11	5:05.267 0.196	1	2	2	26.546
Laos, "PacMan" Christopher	4	11	5:05.303 0.036	1	3	2	25.966
Bates, Kevin	5	11	5:07.270 1.967	1	4	1	26.300
Garcia, Nelson	6	11	5:09.666 2.396	1	4	2	25.702
Paz, Daniel	7	11	5:13.120 3.454	1	2	3	26.916
Kretzschmar, Loren	8	11	5:13.817 0.697	1	2	4	26.130
Parra, Nicholas	9	11	5:18.055 4.238	1	2	5	27.646
Cox, Joshua	10	11	5:23.446 5.391	1	4	3	27.520

4WD Short Course

Round 1

5

SFORCS VI Race 4

Ser#42318

Timing and Scoring by www.RCScorePro.com

Sponsor	Driver Name	Car	Pos	Laps	Race Time	Behind	Fast Lap	Average Top 5	Top 10	Top 15	Q#
	Paulins, Matt	5	1	11	5:08.013		26.643	27.120	27.786		1
	Maclellan, Alex	2	2	11	5:14.471	6.458	26.809	27.397	28.157		2
	Torres, Rodelay	1	3	10	5:13.521		29.402	30.220	31.352		3
	Bilogan, Steve	6	4	10	5:20.838	7.317	30.645	31.002	32.084		4
	Parra, Nicholas	7	5	10	5:23.877	10.356	29.938	30.422	32.388		5
	Smith, Steve	8	6	10	5:33.928	20.407	31.004	31.456	33.393		6
	Smith, Dexter	10	7	9	5:03.465		29.596	30.992			7
	Crawlz, Rocky	9	8	9	5:08.677	5.212	31.413	32.321			8
	Smith, Austin	3	9	9	5:10.311	6.846	30.000	32.702			9
	Gamboa, Andres	4	10	9	5:14.886	11.421	31.423	33.596			10
	Sabi, Kemo	11	11	8	5:25.927		34.004	38.558			11

Car#	1	2	3	4	5	6	7	8	9	10
	Torres	Maclellan	Smith	Gamboa	Paulins	Bilogan	Parra	Smith	Crawlz	Smith
1.	2/30.962 10/5:09.6	6/32.904 10/5:29.0	10/38.352 8/5:06.8	9/35.947 9/5:23.5	1/27.562 11/5:03.1	7/33.683 9/5:03.1	3/31.031 10/5:10.3	5/32.066 10/5:20.6	4/31.436 10/5:14.4	8/34.418 9/5:09.7
2.	2/29.402 10/5:01.8	3/28.848 10/5:08.7	9/32.480 9/5:18.7	10/35.673 9/5:22.2	1/30.153 11/5:17.4	8/35.742 9/5:12.3	7/36.257 9/5:02.8	4/31.004 10/5:15.3	6/34.429 10/5:29.3	5/31.324 10/5:28.6
3.	3/31.878 10/5:07.4	2/28.849 10/5:02.0	8/34.711 9/5:16.6	9/34.009 9/5:16.8	1/28.300 11/5:15.4	6/30.920 9/5:01.0	5/30.691 10/5:26.6	7/41.410 9/5:13.4	4/31.413 10/5:24.2	10/42.783 9/5:25.5
4.	3/33.158 10/5:13.5	2/28.190 11/5:26.6	8/34.293 9/5:14.6	10/36.541 9/5:19.8	1/27.209 11/5:11.3	5/31.478 10/5:29.5	4/30.188 10/5:20.4	7/31.999 9/5:07.0	6/37.825 9/5:03.9	9/31.952 9/5:16.0
5.	3/31.189 10/5:13.1	2/28.206 11/5:23.3	8/32.228 9/5:09.7	9/36.699 9/5:21.9	1/27.520 11/5:09.6	5/31.439 10/5:26.5	4/31.320 10/5:18.9	7/32.292 9/5:03.7	6/33.635 9/5:03.7	10/38.627 9/5:22.3
6.	3/30.295 10/5:11.4	2/29.664 11/5:23.8	8/37.690 9/5:14.6	10/33.956 9/5:19.2	1/27.853 11/5:09.0	5/33.199 10/5:27.4	4/31.583 10/5:18.4	6/31.797 9/5:00.8	7/37.676 9/5:09.6	9/32.677 9/5:17.6
7.	3/31.133 10/5:11.4	2/29.015 11/5:23.2	9/34.508 9/5:14.0	10/32.921 9/5:15.9	1/28.366 11/5:09.5	5/31.728 10/5:25.9	4/30.580 10/5:16.6	6/32.910 9/5:00.1	8/37.142 9/5:13.1	7/30.671 9/5:11.7
8.	3/30.158 10/5:10.2	2/26.809 11/5:19.6	9/36.049 9/5:15.3	10/37.717 9/5:18.8	1/28.711 11/5:10.2	5/31.301 10/5:24.3	4/30.713 10/5:15.4	6/31.021 10/5:30.6	8/31.838 9/5:09.8	7/29.596 9/5:06.0
9.	4/35.064 10/5:14.7	2/27.478 11/5:17.7	9/30.000 9/5:10.3	10/31.423 9/5:14.8	1/26.666 11/5:08.4	5/30.703 10/5:22.4	3/29.938 10/5:13.6	6/31.459 10/5:28.8	8/33.283 9/5:08.6	7/31.417 9/5:03.4
10.	3/30.282 10/5:13.5	2/27.206 11/5:15.8			1/29.030 11/5:09.5	4/30.645 10/5:20.8	5/41.576 10/5:23.8	6/37.970 9/5:00.5		
11.		2/27.302 11/5:14.4			1/26.643 11/5:08.0					

Car#	11	12	13	14	15	16	17	18	19	20
	Sabi									
1.	11/45.456 7/5:18.2									
2.	11/42.073 7/5:06.3									
3.	11/42.760 7/5:04.0									
4.	11/36.500 8/5:33.5									
5.	11/34.004 8/5:21.2									
6.	11/44.920 8/5:27.6									
7.	11/39.447 8/5:25.8									
8.	11/40.767 8/5:25.9									
9.										
10.										
11.										

	Top Qualifiers	Qual#	Laps	Race Time (Difference)	Round	Race	Pos in Race	Fast Lap
	Paulins, Matt	1	11	5:08.013	1	5	1	26.643
	Maclellan, Alex	2	11	5:14.471 6.458	1	5	2	26.809

Torres, Rodelay	3	10	5:13.521		1	5	3	29.402
Bilogan, Steve	4	10	5:20.838	7.317	1	5	4	30.645
Parra, Nicholas	5	10	5:23.877	3.039	1	5	5	29.938
Smith, Steve	6	10	5:33.928	10.05	1	5	6	31.004
Smith, Dexter	7	9	5:03.465		1	5	7	29.596
Crawlz, Rocky	8	9	5:08.677	5.212	1	5	8	31.413
Smith, Austin	9	9	5:10.311	1.634	1	5	9	30.000
Gamboa, Andres	10	9	5:14.886	4.575	1	5	10	31.423

Tenth Scale Truggy

Round 1



SFORCS VI Race 4

Ser#42318

Timing and Scoring by www.RCSoringPro.com

Sponsor	Driver Name	Car	Pos	Laps	Race Time	Behind	Fast Lap	Average Top 5	Top 10	Top 15	Q#
	Bates, Kevin	2	1	11	5:03.237		26.611	26.815	27.300		1
	Baio, Joe	3	2	11	5:21.678	18.441	28.169	28.622	29.139		2
	Kretzschmar, Loren	1	3	11	5:25.873	22.636	27.906	28.290	29.198		3
	Torres, Rodelay	5	4	10	5:22.124		30.330	31.431	32.212		4
	Sabi, Kemo	6	5	8	4:25.322		30.786	31.786			5
	Hancock, John	4	6	1	0:30.690		30.690				6

Car# 1	2	3	4	5	6	7	8	9	10
Kretzschmar	Bates	Baio	Hancock	Torres	Sabi				
1. 2/28.629 11/5:14.9	1/27.109 12/5:25.3	3/29.323 11/5:22.5	4/30.690 10/5:06.9	5/31.540 10/5:15.3	6/32.102 10/5:21.0				
2. 3/30.792 11/5:26.8	1/26.611 12/5:22.3	2/30.094 11/5:26.8		4/32.386 10/5:19.6	5/31.942 10/5:20.2				
3. 3/31.670 10/5:03.6	1/27.491 12/5:24.8	2/28.687 11/5:23.0		4/30.330 10/5:14.2	5/30.786 10/5:16.1				
4. 3/29.955 10/5:02.6	1/27.434 12/5:25.9	2/28.860 11/5:21.6		4/31.309 10/5:13.8	5/33.284 10/5:20.2				
5. 3/27.906 11/5:27.6	1/27.279 12/5:26.2	2/30.285 11/5:23.9		4/32.899 10/5:16.9	5/34.640 10/5:25.5				
6. 3/33.889 10/5:04.7	1/26.928 12/5:25.6	2/28.169 11/5:21.6		4/32.713 10/5:18.6	5/38.428 9/5:01.7				
7. 3/28.180 10/5:01.4	1/30.241 11/5:03.4	2/28.775 11/5:20.8		4/31.741 10/5:18.4	5/33.325 9/5:01.5				
8. 3/28.252 11/5:28.9	1/27.785 11/5:03.7	2/29.654 11/5:21.5		4/32.429 10/5:19.1	5/30.815 10/5:31.6				
9. 3/28.483 11/5:27.2	1/28.934 11/5:05.3	2/30.007 11/5:22.4		4/34.542 10/5:22.1					
10. 3/28.881 11/5:26.3	1/26.711 11/5:04.1	2/29.205 11/5:22.3		4/32.235 10/5:22.1					
11. 3/29.236 11/5:25.8	1/26.714 11/5:03.2	2/28.619 11/5:21.6							

Top Qualifiers	Qual#	Laps	Race Time (Difference)	Round	Race	Pos in Race	Fast Lap
Bates, Kevin	1	11	5:03.237	1	6	1	26.611
Baio, Joe	2	11	5:21.678 18.44	1	6	2	28.169
Kretzschmar, Loren	3	11	5:25.873 4.195	1	6	3	27.906
Torres, Rodelay	4	10	5:22.124	1	6	4	30.330
Sabi, Kemo	5	8	4:25.322	1	6	5	30.786
Hancock, John	6	1	30.690	1	6	6	30.690

Mod 4WD Buggy


Round 1



SFORCS VI Race 4

Ser#42318

Timing and Scoring by www.RCScoringPro.com

Sponsor	Driver Name	Car	Pos	Laps	Race Time	Behind	Fast Lap	Average Top 5	Top 10	Top 15	Q#
	Neumann, Kevin	2	1	12	5:23.311		25.771	26.343	26.683		1
	Bankin, Max	6	2	11	5:02.653		26.300	26.706	27.104		2
	Laos, "PacMan" Christopher	5	3	11	5:11.751	9.098	26.431	26.971	27.850		3
	Saib, Noah	1	4	10	5:03.237		27.636	27.940	30.324		4
	Johnas, Billy	3	5	10	5:09.729	6.492	29.100	30.025	30.973		5
	Biggs, Patrick	4	6	10	5:21.839	18.602	30.140	30.841	32.184		6
	Smith, Austin	7	7	0							7

Car#	1	2	3	4	5	6	7	8	9	10
	Saib	Neumann	Johnas	Biggs	Laos	Bankin	Smith			
1.	4/29.469 11/5:24.1	1/26.979 12/5:23.7	5/30.103 10/5:01.0	6/31.095 10/5:10.8	3/28.302 11/5:11.3	2/27.044 12/5:24.4				
2.	6/38.840 9/5:07.3	1/26.662 12/5:21.8	3/30.558 10/5:03.2	5/32.683 10/5:18.8	4/33.253 10/5:07.7	2/26.755 12/5:22.7				
3.	6/29.167 10/5:24.9	2/27.366 12/5:24.0	4/30.653 10/5:04.3	5/33.407 10/5:23.9	3/28.688 10/5:00.7	1/26.300 12/5:20.3				
4.	5/28.274 10/5:14.3	1/26.539 12/5:22.6	4/31.525 10/5:07.1	6/31.833 10/5:22.5	3/27.568 11/5:23.9	2/27.488 12/5:22.7				
5.	5/27.945 10/5:07.3	1/26.887 12/5:22.6	4/30.243 10/5:06.1	6/30.388 10/5:18.8	3/26.974 11/5:18.5	2/27.230 12/5:23.5				
6.	4/27.636 10/5:02.2	1/26.441 12/5:21.7	5/32.600 10/5:09.4	6/32.420 10/5:19.7	3/26.431 11/5:13.9	2/27.324 12/5:24.2				
7.	4/28.075 11/5:29.0	1/26.447 12/5:21.1	5/29.100 10/5:06.8	6/34.756 10/5:23.6	3/26.774 11/5:11.1	2/28.149 12/5:26.2				
8.	4/29.656 11/5:28.7	1/25.771 12/5:19.6	5/30.119 10/5:06.1	6/30.140 10/5:20.9	3/27.106 11/5:09.5	2/26.481 12/5:25.1				
9.	4/36.407 10/5:06.0	1/26.518 12/5:19.4	5/33.750 10/5:09.6	6/34.369 10/5:23.4	3/28.127 11/5:09.4	2/27.321 12/5:25.4				
10.	4/27.768 10/5:03.2	1/28.138 12/5:21.2	5/31.078 10/5:09.7	6/30.748 10/5:21.8	3/28.353 11/5:09.7	2/31.609 11/5:03.2				
11.		1/28.347 12/5:23.0			3/30.175 11/5:11.7	2/26.952 11/5:02.6				
12.		1/27.216 12/5:23.3								

Top Qualifiers	Qual#	Laps	Race Time (Difference)	Round	Race	Pos in Race	Fast Lap
Neumann, Kevin	1	12	5:23.311	1	7	1	25.771
Bankin, Max	2	11	5:02.653	1	7	2	26.300
Laos, "PacMan" Christopher	3	11	5:11.751 9.098	1	7	3	26.431
Saib, Noah	4	10	5:03.237	1	7	4	27.636
Johnas, Billy	5	10	5:09.729 6.492	1	7	5	29.100
Biggs, Patrick	6	10	5:21.839 12.11	1	7	6	30.140
Smith, Austin	7	0		1	7	7	

Mod 4WD Buggy

Top Qualifier is Neumann, Kevin 12/5: 23.311 (Rnd 1)

Round 1

8

SFORCS VI Race 4

Ser#42318

Timing and Scoring by www.RCScoringPro.com

Sponsor	Driver Name	Car	Pos	Laps	Race Time	Behind	Fast Lap	Average Top 5	Top 10	Top 15	Q#
	Romano, Robert	2	1	12	5:16.649		25.716	25.862	26.143		1
	Hernandez, Stephen	5	2	11	5:06.238		26.370	26.779	27.378		4
	Karam, Neil	7	3	11	5:25.536	19.298	27.504	28.307	29.432		6
	Baio, Joe	4	4	10	5:00.080		28.414	28.692	30.008		7
	Honcho, Mke	3	5	10	5:03.631	3.551	29.347	29.806	30.363		9
	Hancock, John	1	6	9	5:13.749		30.906	32.610			12
	Blume, Richard	6	7	6	3:26.639		30.666	33.455			13

Car#	1	2	3	4	5	6	7	8	9	10
	Hancock	Romano	Honcho	Baio	Hernandez	Blume	Karam			
1.	6/36.359 9/5:27.2	2/27.727 11/5:05.0	4/30.030 10/5:00.3	3/29.878 11/5:28.6	1/26.957 12/5:23.5	7/39.365 8/5:14.9	5/31.215 10/5:12.1			
2.	6/40.398 8/5:07.0	1/27.489 11/5:03.7	4/30.694 10/5:03.6	3/28.961 11/5:23.6	2/29.356 11/5:09.7	7/38.741 8/5:12.4	5/30.914 10/5:10.6			
3.	6/31.424 9/5:24.5	1/26.602 11/5:00.0	4/30.236 10/5:03.1	3/29.019 11/5:22.1	2/26.973 11/5:05.3	7/31.766 9/5:29.6	5/29.282 10/5:04.6			
4.	6/30.906 9/5:12.9	1/25.716 12/5:22.5	3/30.184 10/5:02.8	4/34.096 10/5:04.8	2/32.461 11/5:18.3	7/32.637 9/5:20.6	5/31.135 10/5:06.3			
5.	6/36.057 9/5:15.2	1/25.740 12/5:19.8	3/29.347 10/5:00.9	4/28.869 10/5:01.6	2/27.006 11/5:14.0	7/33.464 9/5:16.7	5/29.057 10/5:03.1			
6.	7/33.709 9/5:13.2	1/25.737 12/5:18.0	4/30.808 10/5:02.1	5/34.628 10/5:09.0	2/27.183 11/5:11.5	6/30.666 9/5:09.9	3/28.373 11/5:29.9			
7.	6/37.883 9/5:17.2	1/26.406 12/5:17.8	4/29.877 10/5:01.6	5/28.414 10/5:05.5	2/26.587 11/5:08.8		3/30.916 10/5:01.2			
8.	6/31.559 9/5:13.0	1/26.300 12/5:17.5	3/29.593 10/5:00.9	5/28.997 10/5:03.5	2/28.134 11/5:08.9		4/30.539 10/5:01.7			
9.	6/35.454 9/5:13.7	1/26.464 12/5:17.5	5/31.530 10/5:02.5	4/28.528 10/5:01.5	2/27.107 11/5:07.7		3/28.867 10/5:00.3			
10.		1/26.005 12/5:17.0	5/31.332 10/5:03.6	4/28.690 10/5:00.0	2/26.370 11/5:05.9		3/27.504 11/5:27.5			
11.		1/26.110 12/5:16.6			2/28.104 11/5:06.2		3/27.734 11/5:25.5			
12.		1/26.353 12/5:16.6								

Top Qualifiers	Qual#	Laps	Race Time (Difference)		Round	Race	Pos in Race	Fast Lap
Romano, Robert	1	12	5:16.649		1	8	1	25.716
Neumann, Kevin	2	12	5:23.311	6.662	1	7	1	25.771
Bankin, Max	3	11	5:02.653		1	7	2	26.300
Hernandez, Stephen	4	11	5:06.238	3.585	1	8	2	26.370
Laos, "PacMan" Christopher	5	11	5:11.751	5.513	1	7	3	26.431
Karam, Neil	6	11	5:25.536	13.78	1	8	3	27.504
Baio, Joe	7	10	5:00.080		1	8	4	28.414
Saib, Noah	8	10	5:03.237	3.157	1	7	4	27.636
Honcho, Mike	9	10	5:03.631	0.394	1	8	5	29.347
Johnas, Billy	10	10	5:09.729	6.098	1	7	5	29.100

2WD Stock Buggy

Round 1



SFORCS VI Race 4

Ser#42318

Timing and Scoring by www.RCScorePro.com

Sponsor	Driver Name	Car	Pos	Laps	Race Time	Behind	Fast Lap	Average Top 5	Top 10	Top 15	Q#
	Bankin, Max	2	1	10	5:05.480		29.611	29.986	30.548		1
	Saib, Noah	1	2	10	5:11.683	6.203	29.663	30.438	31.168		2
	Torres, Rodelay	9	3	10	5:25.862	20.382	30.579	31.384	32.586		3
	Smith, Austin	6	4	9	5:07.201		31.378	32.811			4
	Smith, Dexter	5	5	9	5:10.899	3.698	30.301	31.668			5
	Johnas, Billy	4	6	9	5:13.828	6.627	32.189	33.184			6
	Smith, Steve	8	7	9	5:30.942	23.741	34.557	35.398			7
	Biggs, Patrick	7	8	8	5:06.854		34.256	36.191			8
	Cox, Joshua	3	9	4	2:12.487		31.496				9

Car# 1	2	3	4	5	6	7	8	9	10
Saib	Bankin	Cox	Johnas	Smith	Smith	Biggs	Smith	Torres	
1. 2/30.436 10/5:04.4	1/30.097 10/5:01.0	3/32.201 10/5:22.0	7/36.030 9/5:24.2	9/41.789 8/5:34.3	5/33.445 9/5:01.0	8/37.880 8/5:03.0	6/35.929 9/5:23.3	4/32.664 10/5:26.5	
2. 2/30.919 10/5:06.8	1/30.406 10/5:02.5	3/31.496 10/5:18.5	6/33.429 9/5:12.5	8/33.244 8/5:00.1	5/35.906 9/5:12.0	7/36.575 9/5:35.0	9/39.622 8/5:02.1	4/34.905 9/5:04.0	
3. 2/29.663 10/5:03.3	1/29.611 10/5:00.3	3/32.018 10/5:19.0	6/35.405 9/5:14.5	7/32.420 9/5:22.3	5/32.192 9/5:04.6	8/36.094 9/5:31.6	9/35.863 9/5:34.2	4/31.036 10/5:28.6	
4. 2/30.374 10/5:03.4	1/29.931 10/5:00.1	4/36.772 10/5:31.2	6/32.502 9/5:09.0	7/33.532 9/5:17.2	5/35.118 9/5:07.4	8/36.149 9/5:30.0	9/36.747 9/5:33.3	3/32.921 10/5:28.8	
5. 2/30.915 10/5:04.6	1/31.477 10/5:03.0		5/32.189 9/5:05.2	6/30.919 9/5:09.4	4/31.923 9/5:03.4	8/39.547 9/5:35.2	7/37.929 9/5:34.9	3/31.066 10/5:25.1	
6. 2/35.529 10/5:13.0	1/31.270 10/5:04.6		6/32.869 9/5:03.6	5/30.301 9/5:03.3	4/31.378 10/5:33.2	8/44.981 8/5:08.3	7/39.652 8/5:00.9	3/33.280 10/5:26.4	
7. 2/31.017 10/5:12.6	1/30.699 10/5:04.9		5/37.450 9/5:08.4	6/42.868 9/5:15.0	4/36.719 9/5:04.3	8/41.372 8/5:11.5	7/34.557 9/5:34.6	3/34.026 10/5:28.4	
8. 2/30.801 10/5:12.0	1/30.868 10/5:05.4		5/39.021 9/5:13.7	6/34.370 9/5:14.3	4/35.317 9/5:06.0	8/34.256 8/5:06.8	7/34.836 9/5:32.0	3/30.579 10/5:25.6	
9. 2/31.052 10/5:11.8	1/31.237 10/5:06.2		6/34.933 9/5:13.8	5/31.456 9/5:10.8	4/35.203 9/5:07.1		7/35.807 9/5:30.9	3/31.576 10/5:24.5	
10. 2/30.977 10/5:11.6	1/29.884 10/5:05.4							3/33.809 10/5:25.8	

Top Qualifiers	Qual#	Laps	Race Time (Difference)	Round	Race	Pos in Race	Fast Lap
Bankin, Max	1	10	5:05.480	1	9	1	29.611
Saib, Noah	2	10	5:11.683 6.203	1	9	2	29.663
Torres, Rodelay	3	10	5:25.862 14.17	1	9	3	30.579
Smith, Austin	4	9	5:07.201	1	9	4	31.378
Smith, Dexter	5	9	5:10.899 3.698	1	9	5	30.301
Johnas, Billy	6	9	5:13.828 2.929	1	9	6	32.189
Smith, Steve	7	9	5:30.942 17.11	1	9	7	34.557
Biggs, Patrick	8	8	5:06.854	1	9	8	34.256
Cox, Joshua	9	4	2:12.487	1	9	9	31.496

Nitro Buggy

Top Qualifier is Romano, Robert 12/5: 21.142 (Rnd 1)

Round 2

1

SFORCS VI Race 4

Ser#42318

Timing and Scoring by www.RCScoringPro.com

Sponsor	Driver Name	Car	Pos	Laps	Race Time	Behind	Fast Lap	Average Top 5	Top 10	Top 15	Q#
	Romano, Robert	4	1	12	5:13.847		25.206	25.365	25.766		1
	Maclellan, Alex	2	2	12	5:22.798	8.951	25.335	25.710	26.161		2
	Garcia, Nelson	3	3	11	5:01.406		25.359	25.800	27.108		3
	Vasan, Sebastian	1	4	0							

Car# 1	2	3	4	5	6	7	8	9	10
Vasan	Maclellan	Garcia	Romano						
1.	1/26.200 12/5-14.3	3/29.781 11/5-27.5	2/26.900 12/5-22.7						
2.	1/26.083 12/5-13.6	3/30.092 11/5-29.2	2/26.362 12/5-19.5						
3.	1/25.675 12/5-11.8	3/30.328 10/5-00.6	2/25.291 12/5-14.1						
4.	1/25.827 12/5-11.3	3/26.141 11/5-19.9	2/25.943 12/5-13.5						
5.	2/27.223 12/5-14.4	3/26.459 11/5-14.1	1/25.264 12/5-11.4						
6.	2/26.505 12/5-15.0	3/26.046 11/5-09.5	1/27.691 12/5-14.8						
7.	1/25.629 12/5-13.9	3/25.359 11/5-05.1	2/25.830 12/5-14.1						
8.	2/26.418 12/5-14.3	3/25.591 11/5-02.2	1/25.206 12/5-12.7						
9.	2/25.335 12/5-13.1	3/26.206 11/5-00.6	1/25.682 12/5-12.2						
10.	2/26.711 12/5-13.9	3/29.539 11/5-03.0	1/25.796 12/5-11.9						
11.	2/30.713 12/5-18.8	3/25.864 11/5-01.4	1/28.498 12/5-14.6						
12.	2/30.479 12/5-22.8		1/25.384 12/5-13.8						

Top Qualifiers	Qual#	Laps	Race Time (Difference)	Round	Race	Pos in Race	Fast Lap
Romano, Robert	1	12	5:13.847	2	1	1	25.206
Maclellan, Alex	2	12	5:22.798 8.951	2	1	2	25.335
Garcia, Nelson	3	11	5:01.406	2	1	3	25.359
Vasan, Sebastian	4	0		1	1	4	

Electric Buggy

Top Qualifier is Lopez, Jader 12/5: 10.190 (Rnd 1)

Round 2

2

SFORCS VI Race 4

Ser#42318

Timing and Scoring by www.RCScoringPro.com

Sponsor	Driver Name	Car	Pos	Laps	Race Time	Behind	Fast Lap	Average Top 5	Top 10	Top 15	Q#
	Lopez, Jader	3	1	12	5:11.197		24.381	24.773	25.390		1
	Neumann, Kevin	7	2	12	5:20.652	9.455	25.818	26.035	26.438		2
	Paz, Daniel	1	3	11	5:06.309		25.658	26.508	27.438		5
	Karam, Neil	2	4	11	5:13.786	7.477	27.019	27.675	28.293		8
	Parra, Nicholas	4	5	11	5:14.918	8.609	26.961	27.655	28.225		10
	Kretzschmar, Loren	6	6	11	5:15.759	9.450	26.420	26.986	28.270		9
	Bilogan, Steve	5	7	11	5:31.794	25.485	27.914	28.758	29.758		13

Car#	1	2	3	4	5	6	7	8	9	10
	Paz	Karam	Lopez	Parra	Bilogan	Kretzschmar	Neumann			
1.	2/25.658 12/5:07.9	6/28.658 11/5:15.2	1/25.211 12/5:02.5	5/27.945 11/5:07.4	7/31.544 10/5:15.3	4/27.398 11/5:01.3	3/27.141 12/5:25.6			
2.	5/31.924 11/5:16.6	4/27.739 11/5:10.1	1/24.381 13/5:22.3	6/32.669 10/5:03.0	7/32.619 10/5:20.7	3/27.386 11/5:01.2	2/26.757 12/5:23.3			
3.	3/27.792 11/5:13.0	4/29.482 11/5:14.8	1/29.021 12/5:14.4	6/28.400 11/5:26.3	7/29.718 10/5:12.9	5/33.060 11/5:22.0	2/28.599 11/5:02.5			
4.	3/27.860 11/5:11.3	4/29.369 11/5:16.9	1/28.278 12/5:20.6	5/26.961 11/5:18.9	7/27.914 10/5:04.5	6/31.086 11/5:27.0	2/25.818 12/5:24.9			
5.	3/26.654 11/5:07.7	4/27.353 11/5:13.7	1/25.983 12/5:18.8	5/29.365 11/5:19.7	7/29.364 10/5:02.3	6/27.677 11/5:22.5	2/27.160 12/5:25.1			
6.	3/27.490 11/5:06.8	4/27.841 11/5:12.4	1/26.970 12/5:19.6	6/28.546 11/5:18.7	7/29.559 10/5:01.1	5/27.012 11/5:18.3	2/27.669 12/5:26.2			
7.	3/26.278 11/5:04.3	4/27.019 11/5:10.2	1/25.153 12/5:17.1	5/28.994 11/5:18.8	7/28.225 11/5:28.3	6/29.841 11/5:19.7	2/25.909 12/5:24.0			
8.	3/26.462 11/5:02.6	4/30.859 11/5:13.9	1/24.840 12/5:14.7	6/28.393 11/5:17.9	7/29.761 11/5:28.2	5/27.096 11/5:17.0	2/26.303 12/5:23.0			
9.	3/27.926 11/5:03.1	4/28.525 11/5:13.9	1/26.012 12/5:14.4	6/27.522 11/5:16.3	7/30.154 11/5:28.6	5/27.015 11/5:14.8	2/25.832 12/5:21.5			
10.	3/28.543 11/5:04.2	5/28.421 11/5:13.7	1/25.855 12/5:14.0	6/27.454 11/5:14.8	7/28.727 11/5:27.3	4/26.420 11/5:12.3	2/26.312 12/5:21.0			
11.	3/29.722 11/5:06.3	4/28.520 11/5:13.7	1/25.103 12/5:12.8	5/28.669 11/5:14.9	7/34.209 10/5:01.6	6/31.768 11/5:15.7	2/26.389 12/5:20.6			
12.			1/24.390 12/5:11.1				2/26.763 12/5:20.6			

Top Qualifiers	Qual#	Laps	Race Time (Difference)	Round	Race	Pos in Race	Fast Lap
Lopez, Jader	1	12	5:10.190	1	2	1	25.189
Neumann, Kevin	2	12	5:20.652 10.46	2	2	2	25.818
MacLellan, Alex	3	11	5:05.071	1	3	1	26.260
Laos, "PacMan" Christopher	4	11	5:05.303 0.232	1	3	2	25.966
Paz, Daniel	5	11	5:06.309 1.006	2	2	3	25.658
Bates, Kevin	6	11	5:07.270 0.961	1	4	1	26.300
Garcia, Nelson	7	11	5:09.666 2.396	1	4	2	25.702
Karam, Neil	8	11	5:13.786 4.120	2	2	4	27.019
Kretzschmar, Loren	9	11	5:13.817 0.031	1	2	4	26.130
Parra, Nicholas	10	11	5:14.918 1.101	2	2	5	26.961

Electric Buggy

Top Qualifier is Lopez, Jader 12/5: 10.190 (Rnd 1)

Round 2

3

SFORCS VI Race 4

Ser#42318

Timing and Scoring by www.RCScoringPro.com

Sponsor	Driver Name	Car	Pos	Laps	Race Time	Behind	Fast Lap	Average Top 5	Top 10	Top 15	Q#
	Maclellan, Alex	3	1	12	5:17.416		25.798	25.952	26.308		2
	Paulins, Matt	7	2	12	5:20.112	2.696	25.268	25.858	26.384		3
	Laos, "PacMan" Christopher	5	3	11	5:01.022		25.072	25.739	27.022		5
	Saib, Noah	6	4	11	5:20.029	19.007	27.500	27.999	28.705		12
	Murciano, Aaron	1	5	11	5:21.379	20.357	27.653	27.948	28.927		13
	Crawlz, Rocky	4	6	10	5:17.769		27.801	29.041	31.777		16
	Sabi, Kemo	8	7	10	5:21.621	3.852	29.230	30.712	32.162		19
	Bernabe, Willie	2	8	9	5:32.086		33.533	34.697			21

Car#	1	2	3	4	5	6	7	8	9	10
	Murciano	Bernabe	Maclellan	Crawlz	Laos	Saib	Paulins	Sabi		
1.	3/27.690 11/5:04.5	8/40.029 8/5:20.2	2/26.933 12/5:23.1	7/35.655 9/5:20.9	5/30.705 10/5:07.0	4/29.172 11/5:20.8	1/26.509 12/5:18.1	6/33.484 9/5:01.3		
2.	3/28.202 11/5:07.3	8/37.839 8/5:11.4	2/26.416 12/5:20.1	7/31.176 9/5:00.7	4/26.145 11/5:12.6	5/27.937 11/5:14.1	1/25.268 12/5:10.6	6/32.907 10/5:31.9		
3.	4/29.263 11/5:12.2	8/33.533 9/5:34.1	2/25.826 12/5:16.7	6/33.387 9/5:00.6	3/25.841 11/5:03.1	5/28.309 11/5:13.2	1/26.931 12/5:14.8	7/33.875 9/5:00.8		
4.	4/27.653 11/5:10.2	8/34.357 9/5:27.9	2/25.798 12/5:14.9	6/28.839 10/5:22.6	3/27.879 11/5:04.0	5/32.978 11/5:25.6	1/25.906 12/5:13.8	7/31.063 10/5:28.3		
5.	4/28.802 11/5:11.5	8/43.121 8/5:02.2	2/26.646 12/5:15.8	6/28.219 10/5:14.5	3/25.072 12/5:25.5	5/29.452 11/5:25.2	1/26.757 12/5:15.2	7/30.971 10/5:24.6		
6.	4/29.515 11/5:13.7	8/33.859 9/5:34.1	2/27.343 12/5:17.9	6/29.693 10/5:11.6	3/30.573 11/5:04.7	5/28.680 11/5:23.6	1/26.148 12/5:15.0	7/32.489 10/5:24.6		
7.	4/31.824 11/5:18.9	8/37.361 9/5:34.4	2/26.995 12/5:18.7	6/33.583 10/5:15.0	3/25.738 11/5:01.6	5/28.040 11/5:21.4	1/26.616 12/5:15.6	7/29.230 10/5:20.0		
8.	4/28.033 11/5:17.5	8/37.610 9/5:34.9	2/25.905 12/5:17.7	6/30.654 10/5:14.0	3/30.800 11/5:06.2	5/28.208 11/5:20.0	1/26.635 12/5:16.1	7/35.306 10/5:24.1		
9.	5/32.111 11/5:21.5	8/34.377 9/5:32.0	1/25.908 12/5:17.0	7/38.762 10/5:22.1	3/26.047 11/5:04.0	4/27.500 11/5:18.1	2/27.610 12/5:17.8	6/30.438 10/5:21.9		
10.	5/28.163 11/5:20.3		2/26.984 12/5:17.7	6/27.801 10/5:17.7	3/26.225 11/5:02.5	4/29.314 11/5:18.5	1/25.458 12/5:16.6	7/31.858 10/5:21.6		
11.	5/30.123 11/5:21.3		1/26.322 12/5:17.5		3/25.997 11/5:01.0	4/30.439 11/5:20.0	2/27.917 12/5:18.2			
12.			1/26.340 12/5:17.4				2/28.357 12/5:20.1			

Top Qualifiers	Qual#	Laps	Race Time (Difference)	Round	Race	Pos in Race	Fast Lap
Lopez, Jader	1	12	5:10.190	1	2	1	25.189
Maclellan, Alex	2	12	5:17.416 7.226	2	3	1	25.798
Paulins, Matt	3	12	5:20.112 2.696	2	3	2	25.268
Neumann, Kevin	4	12	5:20.652 0.540	2	2	2	25.818
Laos, "PacMan" Christopher	5	11	5:01.022	2	3	3	25.072
Paz, Daniel	6	11	5:06.309 5.287	2	2	3	25.658
Bates, Kevin	7	11	5:07.270 0.961	1	4	1	26.300
Garcia, Nelson	8	11	5:09.666 2.396	1	4	2	25.702
Karam, Neil	9	11	5:13.786 4.120	2	2	4	27.019
Kretzschmar, Loren	10	11	5:13.817 0.031	1	2	4	26.130

Electric Buggy

Top Qualifier is Lopez, Jader 12/5: 10.190 (Rnd 1)

Round 2

4

SFORCS VI Race 4

Ser#42318

Timing and Scoring by www.RCScoringPro.com

Sponsor	Driver Name	Car	Pos	Laps	Race Time	Behind	Fast Lap	Average Top 5	Top 10	Top 15	Q#
	Garcia, Nelson	1	1	12	5:25.060		25.634	25.892	26.621		5
	Bates, Kevin	4	2	11	5:09.227		26.854	27.218	27.824		8
	Bankin, Max	7	3	11	5:10.237	1.010	26.419	27.307	27.877		9
	Cox, Joshua	2	4	11	5:18.806	9.579	27.631	27.790	28.625		13
	Johnas, Billy	5	5	10	5:12.803		27.878	28.645	31.280		18
	Smith, Web	3	6	9	5:37.265		30.172	31.479			21
	Blume, Richard	6	7	6	5:06.309		30.681	40.002			19

Car#	1	2	3	4	5	6	7	8	9	10
	Garcia	Cox	Smith	Bates	Johnas	Blume	Bankin			
1.	1/26.449 12/5:17.3	3/27.867 11/5:06.5	6/32.295 10/5:23.0	4/29.090 11/5:19.9	7/33.765 9/5:03.9	5/32.285 10/5:22.8	2/27.754 11/5:05.2			
2.	1/25.634 12/5:12.4	2/28.501 11/5:10.0	7/31.396 10/5:18.4	3/27.653 11/5:12.0	6/29.399 10/5:15.7	5/30.681 10/5:14.8	4/31.462 11/5:25.7			
3.	1/25.650 12/5:10.9	4/32.551 11/5:26.0	7/45.763 9/5:28.3	2/27.242 11/5:07.9	6/32.232 10/5:18.0	5/31.944 10/5:16.3	3/28.808 11/5:22.7			
4.	1/28.740 12/5:19.4	4/28.734 11/5:23.5	6/37.404 9/5:30.4	2/26.854 11/5:04.8	5/27.878 10/5:08.1	7/63.918 8/5:17.6	3/29.364 11/5:22.8			
5.	1/26.368 12/5:18.8	4/29.828 11/5:24.4	6/30.172 9/5:18.6	2/28.037 11/5:05.5	5/34.785 10/5:16.1	7/106.297 6/5:18.1	3/27.407 11/5:18.5			
6.	1/28.017 12/5:21.7	4/27.922 11/5:21.5	6/33.041 9/5:15.1	2/27.855 11/5:05.6	5/28.661 10/5:11.1	7/41.184 6/5:06.3	3/27.698 11/5:16.2			
7.	1/25.943 12/5:20.2	4/27.688 11/5:19.1	6/30.492 9/5:09.2	2/30.989 11/5:10.7	5/29.138 10/5:08.3		3/27.259 11/5:13.8			
8.	1/26.284 12/5:19.6	4/27.631 11/5:17.2	6/35.299 9/5:10.3	2/29.269 11/5:12.1	5/32.975 10/5:11.0		3/27.893 11/5:13.0			
9.	1/27.762 12/5:21.1	4/30.815 11/5:19.6	6/61.403 9/5:37.2	2/27.172 11/5:10.6	5/28.147 10/5:07.7		3/27.993 11/5:12.4			
10.	1/25.949 12/5:20.1	4/29.428 11/5:20.0		2/27.169 11/5:09.4	5/35.823 10/5:12.8		3/28.180 11/5:12.2			
11.	1/30.110 12/5:23.9	4/27.841 11/5:18.8		2/27.897 11/5:09.2			3/26.419 11/5:10.2			
12.	1/28.154 12/5:25.0									

Top Qualifiers	Qual#	Laps	Race Time (Difference)	Round	Race	Pos in Race	Fast Lap
Lopez, Jader	1	12	5:10.190	1	2	1	25.189
MacLellan, Alex	2	12	5:17.416 7.226	2	3	1	25.798
Paulins, Matt	3	12	5:20.112 2.696	2	3	2	25.268
Neumann, Kevin	4	12	5:20.652 0.540	2	2	2	25.818
Garcia, Nelson	5	12	5:25.060 4.408	2	4	1	25.634
Laos, "PacMan" Christopher	6	11	5:01.022	2	3	3	25.072
Paz, Daniel	7	11	5:06.309 5.287	2	2	3	25.658
Bates, Kevin	8	11	5:07.270 0.961	1	4	1	26.300
Bankin, Max	9	11	5:10.237 2.967	2	4	3	26.419
Karam, Neil	10	11	5:13.786 3.549	2	2	4	27.019

4WD Short Course

Top Qualifier is Paulins, Matt 11/5: 08.013 (Rnd 1)

Round 2

5

SFORCS VI Race 4

Ser#42318

Timing and Scoring by www.RCScorePro.com

Sponsor	Driver Name	Car	Pos	Laps	Race Time	Behind	Fast Lap	Average Top 5	Top 10	Top 15	Q#
	Paulins, Matt	5	1	11	5:10.600		26.617	27.180	28.025		1
	Parra, Nicholas	7	2	10	5:15.552		30.181	30.428	31.555		4
	Crawlz, Rocky	9	3	10	5:16.960	1.408	30.057	30.369	31.696		5
	Smith, Austin	3	4	10	5:19.087	3.535	29.074	30.123	31.909		6
	Torres, Rodelay	1	5	10	5:21.442	5.890	28.596	29.438	32.144		3
	Smith, Steve	8	6	10	5:24.022	8.470	31.119	31.582	32.402		8
	Bilogan, Steve	6	7	10	5:26.241	10.689	30.374	31.194	32.624		7
	Smith, Dexter	10	8	10	5:30.451	14.899	29.720	30.405	33.045		9
	Sabi, Kemo	11	9	9	5:17.596		32.951	33.346			11
	MacLellan, Alex	2	10	6	2:49.565		27.134	27.900			2
	Gamboa, Andres	4	11	1	0:46.997		46.997				10

Car#	1	2	3	4	5	6	7	8	9	10
	Torres	MacLellan	Smith	Gamboa	Paulins	Bilogan	Parra	Smith	Crawlz	Smith
1.	9/41.393 8/5:31.1	2/30.065 10/5:00.6	8/35.489 9/5:19.4	11/46.997 7/5:29.0	1/27.960 11/5:07.5	6/34.931 9/5:14.3	3/31.624 10/5:16.1	4/33.833 9/5:04.4	5/33.968 9/5:05.7	7/35.332 9/5:17.9
2.	10/34.912 8/5:05.2	2/27.559 11/5:16.9	8/32.152 9/5:04.3		1/27.564 11/5:05.3	5/30.968 10/5:29.5	3/30.279 10/5:09.5	6/32.307 10/5:30.6	4/30.907 10/5:24.3	7/31.348 9/5:00.0
3.	9/29.347 9/5:16.9	2/29.307 11/5:18.7	7/33.262 9/5:02.6		1/30.341 11/5:14.8	6/33.525 10/5:31.3	3/32.478 10/5:14.5	5/31.933 10/5:26.8	4/30.195 10/5:16.8	8/35.940 9/5:07.8
4.	7/30.200 9/5:05.6	2/27.134 11/5:13.6	8/36.153 9/5:08.3		1/27.171 11/5:10.8	5/31.860 10/5:28.1	3/31.129 10/5:13.7	6/35.587 9/5:00.7	4/30.647 10/5:14.3	9/40.408 9/5:21.8
5.	8/36.106 9/5:09.5	2/27.790 11/5:12.0	7/31.414 9/5:03.2		1/27.649 11/5:09.5	6/36.548 9/5:02.0	4/31.324 10/5:13.6	5/31.976 10/5:31.2	3/30.623 10/5:12.6	9/30.601 9/5:12.5
6.	8/30.191 9/5:03.2	2/27.710 11/5:10.8	6/29.662 10/5:30.2		1/26.617 11/5:06.7	7/31.184 10/5:31.7	3/31.018 10/5:13.0	5/31.119 10/5:27.9	4/34.517 10/5:18.1	9/30.596 9/5:06.3
7.	6/29.715 10/5:31.2		5/30.894 10/5:27.1		1/28.765 11/5:08.1	7/33.409 10/5:32.0	2/30.418 10/5:11.8	4/31.155 10/5:25.5	3/33.289 10/5:20.2	8/31.377 9/5:02.9
8.	6/29.343 10/5:26.5		4/29.074 10/5:22.6		1/28.804 11/5:09.1	7/31.588 10/5:30.0	2/30.181 10/5:10.5	5/32.260 10/5:25.2	3/30.057 10/5:17.7	8/29.759 10/5:31.7
9.	6/31.639 10/5:25.3		4/29.626 10/5:19.7		1/26.901 11/5:07.7	7/30.374 10/5:27.1	2/30.242 10/5:09.6	5/32.125 10/5:24.7	3/30.322 10/5:16.1	8/29.720 10/5:27.8
10.	5/28.596 10/5:21.4		4/31.361 10/5:19.0		1/28.479 11/5:08.2	7/31.854 10/5:26.2	2/36.859 10/5:15.5	6/31.727 10/5:24.0	3/32.435 10/5:16.9	8/35.370 10/5:30.4
11.					1/30.349 11/5:10.6					

Car#	11	12	13	14	15	16	17	18	19	20
	Sabi									
1.	10/41.580 8/5:32.6									
2.	9/33.081 9/5:35.9									
3.	10/39.239 8/5:03.7									
4.	10/33.025 9/5:30.5									
5.	10/34.780 9/5:27.0									
6.	10/32.951 9/5:21.9									
7.	9/32.959 9/5:18.3									
8.	9/34.715 9/5:17.6									
9.	9/35.266 9/5:17.6									
10.										
11.										

Top Qualifiers	Qual#	Laps	Race Time (Difference)	Round	Race	Pos in Race	Fast Lap
Paulins, Matt	1	11	5:08.013	1	5	1	26.643
MacLellan, Alex	2	11	5:14.471 6.458	1	5	2	26.809

Torres, Rodelay	3	10	5:13.521		1	5	3	29.402
Parra, Nicholas	4	10	5:15.552	2.031	2	5	2	30.181
Crawlz, Rocky	5	10	5:16.960	1.408	2	5	3	30.057
Smith, Austin	6	10	5:19.087	2.127	2	5	4	29.074
Bilogan, Steve	7	10	5:20.838	1.751	1	5	4	30.645
Smith, Steve	8	10	5:24.022	3.184	2	5	6	31.119
Smith, Dexter	9	10	5:30.451	6.429	2	5	8	29.720
Gamboa, Andres	10	9	5:14.886		1	5	10	31.423

Tenth Scale Truggy

Top Qualifier is Bates, Kevin 11/5:03.237 (Rnd 1)

Round 2

6

SFORCS VI Race 4

Ser#42318

Timing and Scoring by www.RCScoringPro.com

Sponsor	Driver Name	Car	Pos	Laps	Race Time	Behind	Fast Lap	Average Top 5	Top 10	Top 15	Q#
	Bates, Kevin	2	1	11	5:27.523		27.610	28.134	29.352		1
	Torres, Rodelay	5	2	10	5:01.048		28.599	29.126	30.105		4
	Sabi, Kemo	6	3	10	5:03.585	2.537	29.213	29.689	30.358		5
	Baio, Joe	3	4	10	5:07.645	6.597	28.031	28.663	30.765		2
	Hancock, John	4	5	4	2:29.818		29.752				6
	Kretzschmar, Loren	1	6	0							

Car# 1	2	3	4	5	6	7	8	9	10
Kretzschmar	Bates	Baio	Hancock	Torres	Sabi				
1.	1/27.959 11/5:07.5	4/36.337 9/5:27.0	5/52.360 6/5:14.1	3/32.161 10/5:21.5	2/31.993 10/5:19.8				
2.	1/28.225 11/5:08.9	4/29.471 10/5:29.0	5/34.414 7/5:03.6	2/28.599 10/5:03.8	3/30.494 10/5:12.4				
3.	1/30.622 11/5:18.3	4/29.408 10/5:17.3	5/33.292 8/5:20.1	2/29.878 10/5:02.1	3/30.649 10/5:10.4				
4.	1/27.610 11/5:14.6	4/29.493 10/5:11.7	5/29.752 9/5:37.0	2/31.020 10/5:04.1	3/29.929 10/5:07.6				
5.	1/27.922 11/5:13.1	3/28.252 10/5:05.9		4/32.473 10/5:08.2	2/29.712 10/5:05.5				
6.	1/30.644 11/5:17.1	4/35.720 10/5:14.4		2/29.298 10/5:05.7	3/32.001 10/5:07.9				
7.	1/28.952 11/5:17.3	4/29.746 10/5:12.0		2/28.848 10/5:03.2	3/29.213 10/5:05.6				
8.	1/34.005 11/5:24.4	4/28.031 10/5:08.0		2/29.344 10/5:02.0	3/30.003 10/5:04.9				
9.	1/32.514 11/5:28.1	4/33.036 10/5:10.5		2/29.885 10/5:01.6	3/29.951 10/5:04.3				
10.	1/28.970 11/5:27.1	4/28.151 10/5:07.6		2/29.542 10/5:01.0	3/29.640 10/5:03.5				
11.	1/30.100 11/5:27.5								

Top Qualifiers	Qual#	Laps	Race Time (Difference)	Round	Race	Pos in Race	Fast Lap
Bates, Kevin	1	11	5:03.237	1	6	1	26.611
Baio, Joe	2	11	5:21.678 18.44	1	6	2	28.169
Kretzschmar, Loren	3	11	5:25.873 4.195	1	6	3	27.906
Torres, Rodelay	4	10	5:01.048	2	6	2	28.599
Sabi, Kemo	5	10	5:03.585 2.537	2	6	3	29.213
Hancock, John	6	4	2:29.818	2	6	5	29.752

Mod 4WD Buggy

Top Qualifier is Romano, Robert 12/5: 16.649 (Rnd 1)

Round 2

7

SFORCS VI Race 4

Ser#42318

Timing and Scoring by www.RCScoringPro.com

Sponsor	Driver Name	Car	Pos	Laps	Race Time	Behind	Fast Lap	Average Top 5	Top 10	Top 15	Q#
	Neumann, Kevin	2	1	12	5:25.294		26.247	26.573	26.947		2
	Bankin, Max	6	2	11	5:08.035		27.182	27.468	27.881		3
	Laos, "PacMan" Christopher	5	3	11	5:09.197	1.162	27.105	27.427	27.681		5
	Saib, Noah	1	4	10	5:11.421		28.049	28.491	31.142		8
	Biggs, Patrick	4	5	9	5:10.095		31.066	32.689			11
	Smith, Austin	7	6	7	3:36.549		28.434	30.021			13
	Johnas, Billy	3	7	0							

Car#	1	2	3	4	5	6	7	8	9	10
	Saib	Neumann	Johnas	Biggs	Laos	Bankin	Smith			
1.	4/29.121 11/5:20.3	3/27.927 11/5:07.2		6/33.683 9/5:03.1	2/27.677 11/5:04.4	1/27.642 11/5:04.0	5/31.311 10/5:13.0			
2.	4/28.240 11/5:15.4	2/27.899 11/5:07.0		6/36.198 9/5:14.4	1/27.739 11/5:04.8	3/28.184 11/5:07.0	5/28.434 11/5:28.6			
3.	4/32.174 11/5:28.2	2/27.786 11/5:06.5		6/34.733 9/5:13.8	1/27.271 11/5:03.1	3/29.229 11/5:11.8	5/31.122 10/5:02.9			
4.	4/30.383 11/5:29.7	1/27.027 11/5:04.2		6/31.066 9/5:05.2	3/32.390 11/5:16.4	2/27.686 11/5:10.0	5/34.849 10/5:14.3			
5.	4/28.049 11/5:25.5	1/26.836 11/5:02.4		6/34.778 9/5:06.8	3/27.454 11/5:13.5	2/28.104 11/5:09.8	5/29.150 10/5:09.7			
6.	4/28.379 11/5:23.3	1/27.188 11/5:01.8		6/34.103 9/5:06.8	3/27.629 11/5:11.9	2/27.562 11/5:08.7	5/30.087 10/5:08.2			
7.	4/29.945 11/5:24.1	1/26.247 11/5:00.0		6/40.939 9/5:15.6	3/27.736 11/5:10.9	2/27.182 11/5:07.3	5/31.596 10/5:09.3			
8.	4/28.665 11/5:23.0	1/26.452 12/5:26.0		5/31.863 9/5:12.0	3/27.796 11/5:10.3	2/27.887 11/5:07.2				
9.	4/37.045 10/5:02.2	1/26.404 12/5:25.0		5/32.732 9/5:10.1	3/28.705 11/5:10.9	2/27.266 11/5:06.4				
10.	4/39.420 10/5:11.4	1/27.446 12/5:25.4			3/27.105 11/5:09.6	2/29.158 11/5:07.8				
11.		1/27.157 12/5:25.4			3/27.695 11/5:09.1	2/28.135 11/5:08.0				
12.		1/26.925 12/5:25.2								

Top Qualifiers	Qual#	Laps	Race Time (Difference)		Round	Race	Pos in Race	Fast Lap
Romano, Robert	1	12	5:16.649		1	8	1	25.716
Neumann, Kevin	2	12	5:23.311	6.662	1	7	1	25.771
Bankin, Max	3	11	5:02.653		1	7	2	26.300
Hernandez, Stephen	4	11	5:06.238	3.585	1	8	2	26.370
Laos, "PacMan" Christopher	5	11	5:09.197	2.959	2	7	3	27.105
Karam, Neil	6	11	5:25.536	16.33	1	8	3	27.504
Baio, Joe	7	10	5:00.080		1	8	4	28.414
Saib, Noah	8	10	5:03.237	3.157	1	7	4	27.636
Honcho, Mike	9	10	5:03.631	0.394	1	8	5	29.347
Johnas, Billy	10	10	5:09.729	6.098	1	7	5	29.100

Mod 4WD Buggy

Top Qualifier is Romano, Robert 12/5: 16.649 (Rnd 1)

Round 2

8

SFORCS VI Race 4

Ser#42318

Timing and Scoring by www.RCScoringPro.com

Sponsor	Driver Name	Car	Pos	Laps	Race Time	Behind	Fast Lap	Average Top 5	Top 10	Top 15	Q#
	Romano, Robert	2	1	11	5:04.302		25.961	26.335	26.995		1
	Baio, Joe	4	2	11	5:16.707	12.405	27.499	27.681	28.290		6
	Hernandez, Stephen	5	3	11	5:26.378	22.076	27.021	27.902	29.245		4
	Karam, Neil	7	4	11	5:28.426	24.124	28.074	28.571	29.348		7
	Honcho, Mke	3	5	10	5:06.077		28.391	29.850	30.608		9
	Hancock, John	1	6	10	5:16.140	10.063	28.713	29.781	31.614		11
	Blume, Richard	6	7	9	5:22.631		31.016	33.413			13

Car#	1	2	3	4	5	6	7	8	9	10
	Hancock	Romano	Honcho	Baio	Hernandez	Blume	Karam			
1.	7/33.643 9/5:02.7	2/28.262 11/5:10.8	4/30.563 10/5:05.5	1/28.147 11/5:09.6	3/28.450 11/5:12.9	6/32.520 10/5:25.2	5/31.304 10/5:13.0			
2.	6/29.680 10/5:16.6	1/27.964 11/5:09.2	5/31.708 10/5:11.3	2/28.457 11/5:11.3	3/28.697 11/5:14.3	7/37.955 9/5:17.1	4/28.808 10/5:00.5			
3.	5/30.454 10/5:12.6	1/26.590 11/5:03.6	4/29.717 10/5:06.6	2/31.591 11/5:23.3	3/33.930 10/5:03.6	7/32.281 9/5:08.2	6/34.951 10/5:16.8			
4.	6/35.601 10/5:23.4	1/26.559 11/5:00.7	4/31.617 10/5:09.0	2/27.834 11/5:19.0	3/27.941 11/5:27.3	7/37.172 9/5:14.8	5/28.905 10/5:09.9			
5.	6/28.713 10/5:16.1	1/28.294 11/5:02.8	4/28.391 10/5:04.0	2/28.145 11/5:17.1	3/27.399 11/5:22.1	7/42.680 9/5:28.6	5/28.074 10/5:04.0			
6.	6/30.249 10/5:13.8	1/26.368 11/5:00.7	5/30.604 10/5:04.3	2/27.643 11/5:15.0	3/32.544 11/5:28.0	7/36.416 9/5:28.5	4/29.928 10/5:03.2			
7.	6/32.187 10/5:15.0	1/27.161 11/5:00.4	4/30.140 10/5:03.9	2/27.929 11/5:13.8	3/28.970 11/5:26.7	7/37.757 9/5:30.1	5/30.791 10/5:03.9			
8.	6/29.807 10/5:12.9	1/26.503 12/5:26.5	5/30.539 10/5:04.1	2/33.807 11/5:21.1	3/30.246 11/5:27.4	7/31.016 9/5:23.7	4/28.433 10/5:01.4			
9.	6/31.099 10/5:12.6	1/25.961 12/5:24.8	5/30.464 10/5:04.1	2/27.502 11/5:19.0	3/27.021 11/5:24.1	7/34.834 9/5:22.6	4/29.478 10/5:00.7			
10.	6/34.707 10/5:16.1	1/26.286 12/5:23.9	5/32.334 10/5:06.0	2/28.153 11/5:18.1	3/29.428 11/5:24.0		4/28.633 11/5:29.2			
11.		1/34.354 11/5:04.3		2/27.499 11/5:16.7	3/31.752 11/5:26.3		4/29.121 11/5:28.4			

Top Qualifiers	Qual#	Laps	Race Time (Difference)	Round	Race	Pos in Race	Fast Lap
Romano, Robert	1	12	5:16.649	1	8	1	25.716
Neumann, Kevin	2	12	5:23.311 6.662	1	7	1	25.771
Bankin, Max	3	11	5:02.653	1	7	2	26.300
Hernandez, Stephen	4	11	5:06.238 3.585	1	8	2	26.370
Laos, "PacMan" Christopher	5	11	5:09.197 2.959	2	7	3	27.105
Baio, Joe	6	11	5:16.707 7.510	2	8	2	27.499
Karam, Neil	7	11	5:25.536 8.829	1	8	3	27.504
Saib, Noah	8	10	5:03.237	1	7	4	27.636
Honcho, Mike	9	10	5:03.631 0.394	1	8	5	29.347
Johnas, Billy	10	10	5:09.729 6.098	1	7	5	29.100

2WD Stock Buggy

Top Qualifier is Bankin, Max 10/5:05.480 (Rnd 1)

Round 2



SFORCS VI Race 4

Ser#42318

Timing and Scoring by www.RCScorePro.com

Sponsor	Driver Name	Car	Pos	Laps	Race Time	Behind	Fast Lap	Average Top 5	Top 10	Top 15	Q#
	Bankin, Max	2	1	10	5:15.411		30.844	31.146	31.541		1
	Saib, Noah	1	2	10	5:28.642	13.231	31.460	32.081	32.864		2
	Cox, Joshua	3	3	10	5:31.765	16.354	32.299	32.712	33.177		4
	Smith, Dexter	5	4	10	5:32.080	16.669	31.720	32.349	33.208		5
	Smith, Steve	8	5	9	5:00.819		32.173	32.589			6
	Smith, Austin	6	6	9	5:06.922	6.103	32.864	33.044			7
	Torres, Rodelay	9	7	9	5:27.271	26.452	32.115	35.024			3
	Biggs, Patrick	7	8	8	5:04.237		33.825	36.079			9
	Johnas, Billy	4	9	0							

Car#	1	2	3	4	5	6	7	8	9	10
	Saib	Bankin	Cox	Johnas	Smith	Smith	Biggs	Smith	Torres	
1.	4/35.869 9/5:22.8	1/31.319 10/5:13.1	2/33.091 10/5:30.9		6/36.763 9/5:30.8	5/36.342 9/5:27.0	8/44.024 7/5:08.1	3/35.694 9/5:21.2	7/38.624 8/5:08.9	
2.	3/31.460 9/5:02.9	1/31.088 10/5:12.0	2/33.553 10/5:33.1		4/32.573 9/5:12.0	5/33.028 9/5:12.1	8/34.061 8/5:12.3	7/35.328 9/5:19.5	6/32.115 9/5:18.3	
3.	3/32.772 9/5:00.3	1/31.249 10/5:12.1	2/32.785 10/5:31.4		4/32.737 9/5:06.2	5/32.986 9/5:07.0	8/34.985 8/5:01.5	6/32.288 9/5:09.9	7/38.143 9/5:26.6	
4.	3/33.248 9/5:00.0	1/30.844 10/5:11.2	2/32.664 10/5:30.2		4/32.023 9/5:01.7	5/32.864 9/5:04.2	8/38.863 8/5:03.8	6/32.811 9/5:06.2	7/36.197 9/5:26.4	
5.	3/32.159 10/5:31.0	1/31.329 10/5:11.6	2/32.299 10/5:28.7		4/31.720 10/5:31.6	6/34.655 9/5:05.7	8/38.850 8/5:05.2	5/32.173 9/5:02.9	7/37.042 9/5:27.8	
6.	3/32.762 10/5:30.4	1/31.230 10/5:11.7	2/33.690 10/5:30.1		4/34.572 9/5:00.5	6/35.455 9/5:07.9	8/40.956 8/5:08.9	5/33.341 9/5:02.4	7/38.343 9/5:30.6	
7.	3/33.298 10/5:30.8	1/31.603 10/5:12.3	2/33.137 10/5:30.3		4/32.690 10/5:32.9	6/35.249 9/5:09.3	8/33.825 8/5:03.4	5/32.774 9/5:01.3	7/35.656 9/5:29.2	
8.	2/32.354 10/5:29.9	1/31.734 10/5:13.0	3/34.494 10/5:32.1		4/32.773 10/5:32.3	6/33.407 9/5:08.2	8/38.673 8/5:04.2	5/32.899 9/5:00.7	7/34.404 9/5:26.8	
9.	2/31.669 10/5:28.4	1/32.482 10/5:14.3	3/33.329 10/5:32.2		4/33.334 10/5:32.4	6/32.936 9/5:06.9		5/33.511 9/5:00.8	7/36.747 9/5:27.2	
10.	2/33.051 10/5:28.6	1/32.533 10/5:15.4	3/32.723 10/5:31.7		4/32.895 10/5:32.0					

Top Qualifiers	Qual#	Laps	Race Time (Difference)		Round	Race	Pos in Race	Fast Lap
Bankin, Max	1	10	5:05.480		1	9	1	29.611
Saib, Noah	2	10	5:11.683	6.203	1	9	2	29.663
Torres, Rodelay	3	10	5:25.862	14.17	1	9	3	30.579
Cox, Joshua	4	10	5:31.765	5.903	2	9	3	32.299
Smith, Dexter	5	10	5:32.080	0.315	2	9	4	31.720
Smith, Steve	6	9	5:00.819		2	9	5	32.173
Smith, Austin	7	9	5:06.922	6.103	2	9	6	32.864
Johnas, Billy	8	9	5:13.828	6.906	1	9	6	32.189
Biggs, Patrick	9	8	5:04.237		2	9	8	33.825

Electric Buggy (C Main)

Top Qualifier is Lopez, Jader 12/5: 10.190 (Rnd 1)

Round 3

1

SFORCS VI Race 4

Ser#42318

Timing and Scoring by www.RCScorePro.com

Sponsor	Driver Name	Car	Pos	Laps	Race Time	Behind	Fast Lap	Average Top 5	Top 10	Top 15	Q#
	Johnas, Billy	5	1	10	5:01.597		28.914	29.281			18
	Crawlz, Rocky	4	2	10	5:02.403	0.806	27.581	28.449			17
	Smith, Web	3	3	10	5:32.005	30.408	29.667	30.763			21
	Sabi, Kemo	8	4	9	4:51.581		29.768	31.667			20
	Blume, Richard	6	5	9	5:30.673	39.092	30.003	30.965			19
	Bernabe, Willie	2	6	8	5:03.983		33.272	35.946			22

Car# 1	2 Bernabe	3 Smith	4 Crawlz	5 Johnas	6 Blume	7	8 Sabi	9	10
1.	6/42.486 8/5:39.9	2/32.270 10/5:22.7	4/35.961 9/5:23.6	1/28.906 11/5:18.0	5/36.946 9/5:32.5		3/33.658 9/5:02.9		
2.	6/37.381 8/5:19.4	2/30.245 10/5:12.6	3/28.556 10/5:22.5	1/29.507 11/5:21.2	5/35.246 9/5:24.8		4/30.986 10/5:23.1		
3.	6/34.778 8/5:05.7	4/36.953 10/5:31.5	2/28.345 10/5:09.5	1/29.360 11/5:21.8	5/30.923 9/5:09.3		3/33.256 10/5:26.3		
4.	6/40.833 8/5:10.9	5/37.570 9/5:08.3	2/27.581 10/5:01.1	1/29.029 11/5:21.1	4/30.008 10/5:32.8		3/29.768 10/5:19.1		
5.	6/34.437 8/5:03.8	5/36.793 9/5:12.8	1/29.064 11/5:28.9	2/33.953 10/5:01.5	4/30.058 10/5:26.3		3/31.828 10/5:19.0		
6.	6/33.272 9/5:34.7	5/31.511 9/5:08.0	1/29.694 11/5:28.5	2/28.914 11/5:29.3	4/33.833 10/5:28.3		3/32.751 10/5:20.4		
7.	5/39.862 8/5:00.6	4/30.132 9/5:02.7	2/34.553 10/5:05.3	1/30.304 11/5:29.9	6/66.746 8/5:01.4		3/33.117 10/5:21.9		
8.	6/40.934 8/5:03.9	4/34.605 9/5:03.8	2/28.701 10/5:03.0	1/29.597 11/5:29.4	5/30.003 9/5:30.4		3/33.004 10/5:22.9		
9.		4/29.667 10/5:33.0	2/30.180 10/5:02.9	1/32.146 10/5:01.9	5/36.910 9/5:30.6		3/33.213 10/5:23.9		
10.		3/32.259 10/5:32.0	2/29.768 10/5:02.3	1/29.881 10/5:01.6					

Mod 4WD Buggy (B Main)

Top Qualifier is Romano, Robert 12/5: 16.649 (Rnd 1)

Round 3

2

SFORCS VI Race 4

Ser#42318

Timing and Scoring by www.RCScoringPro.com

Sponsor	Driver Name	Car	Pos	Laps	Race Time	Behind	Fast Lap	Average Top 5	Top 10	Top 15	Q#
	Smith, Austin	7	1	10	4:57.414		27.624	28.524			14
	Hancock, John	1	2	10	5:06.964	9.550	29.273	30.166			11
	Honcho, Mke	3	3	10	5:11.795	14.381	28.028	29.631			9
	Biggs, Patrick	4	4	10	5:13.718	16.304	28.689	29.991			12
	Blume, Richard	6	5	9	5:09.121		29.622	31.735			13
	Johnas, Billy	2	6	7	3:55.580		28.288	30.062			10

Car#	1	2	3	4	5	6	7	8	9	10
	Hancock	Johnas	Honcho	Biggs		Blume	Smith			
1.	3/29.856 11/5:28.4	2/29.353 11/5:22.8	1/28.500 11/5:13.5	5/33.663 9/5:02.9		6/42.907 7/5:00.3	4/33.134 10/5:31.3			
2.	1/31.762 10/5:08.0	2/33.447 10/5:14.0	3/35.154 10/5:18.2	4/30.847 10/5:22.5		6/31.038 9/5:32.7	5/31.794 10/5:24.6			
3.	1/29.273 10/5:02.9	2/28.752 10/5:05.1	3/29.067 10/5:09.0	5/30.312 10/5:16.0		6/31.938 9/5:17.6	4/28.650 10/5:11.9			
4.	2/30.424 10/5:03.2	1/28.288 11/5:29.5	4/34.221 10/5:17.3	5/33.138 10/5:19.8		6/33.100 9/5:12.7	3/28.844 10/5:06.0			
5.	3/31.908 10/5:06.4	1/31.503 10/5:02.6	4/31.527 10/5:16.9	5/32.652 10/5:21.2		6/32.976 9/5:09.5	2/29.384 10/5:03.6			
6.	3/29.479 10/5:04.5	2/28.321 11/5:29.3	4/31.393 10/5:16.4	5/30.755 10/5:18.9		6/34.023 9/5:08.9	1/27.624 11/5:28.9			
7.	2/31.395 10/5:05.8	5/55.916 9/5:02.8	4/34.240 10/5:20.1	3/28.689 10/5:14.3		6/35.032 9/5:09.8	1/29.751 11/5:28.7			
8.	2/31.079 10/5:06.4		4/30.032 10/5:17.6	3/29.351 10/5:11.7		5/29.622 9/5:04.4	1/28.765 11/5:27.1			
9.	2/31.215 10/5:07.0		4/29.633 10/5:15.2	3/31.193 10/5:11.7		5/38.485 9/5:09.1	1/30.731 11/5:28.3			
10.	2/30.573 10/5:06.9		3/28.028 10/5:11.8	4/33.118 10/5:13.7			1/28.737 11/5:27.1			

Electric Buggy (B Main)

Top Qualifier is Lopez, Jader 12/5: 10.190 (Rnd 1)

Round 3

4

SFORCS VI Race 4

Ser#42318

Timing and Scoring by www.RCScoringPro.com

Sponsor	Driver Name	Car	Pos	Laps	Race Time	Behind	Fast Lap	Average Top 5	Top 10	Top 15	Q#
	Parra, Nicholas	4	1	11	5:12.441		26.503	27.152	27.991		12
	Bankin, Max	7	2	11	5:15.345	2.904	26.878	27.467	28.830		9
	Kretzschmar, Loren	6	3	11	5:15.828	3.387	26.727	26.949	28.168		11
	Karam, Neil	2	4	11	5:17.583	5.142	27.704	27.929	28.963		10
	Murciano, Aaron	1	5	11	5:30.688	18.247	27.134	28.648	29.928		15
	Johnas, Billy	9	6	10	5:02.433		28.128	28.586			Bump
	Cox, Joshua	3	7	10	5:02.702	0.269	27.239	28.557			13
	Bilogan, Steve	5	8	10	5:05.909	3.476	28.688	28.997			16
	Saib, Noah	8	9	10	5:14.295	11.862	29.082	29.767			14
	Crawlz, Rocky	10	10	10	5:22.020	19.587	29.173	30.306			Bump

Car#	1	2	3	4	5	6	7	8	9	10
	Murciano	Karam	Cox	Parra	Bilogan	Kretzschmar	Bankin	Saib	Johnas	Crawlz
1.	3/31.412 10/5:14.1	2/27.957 11/5:07.5	4/31.878 10/5:18.8	5/32.535 10/5:25.3	8/35.095 9/5:15.8	6/34.148 9/5:07.3	1/27.047 12/5:24.6	7/34.539 9/5:10.8	9/36.441 9/5:27.9	10/37.600 8/5:00.8
2.	3/27.134 11/5:22.0	2/28.368 11/5:09.8	4/29.158 10/5:05.1	5/28.621 10/5:05.7	7/31.567 10/5:33.2	8/32.903 9/5:01.7	1/27.214 12/5:25.5	9/34.101 9/5:08.8	6/28.128 10/5:22.8	10/34.026 9/5:22.3
3.	3/29.378 11/5:22.3	2/28.522 11/5:11.1	8/36.252 10/5:24.3	4/27.188 11/5:23.9	7/28.802 10/5:18.1	6/27.085 10/5:13.8	1/28.276 11/5:02.6	9/32.117 9/5:02.2	5/28.686 10/5:10.8	10/29.719 9/5:04.0
4.	4/29.214 11/5:22.1	2/27.871 11/5:09.9	8/29.256 10/5:16.3	3/28.013 11/5:19.9	6/28.886 10/5:10.8	5/27.807 10/5:04.8	1/27.410 11/5:02.3	10/33.117 9/5:01.2	7/31.538 10/5:11.9	9/32.227 9/5:00.5
5.	4/29.685 11/5:23.0	3/30.215 11/5:14.4	7/27.239 10/5:07.5	2/26.503 11/5:14.2	8/30.375 10/5:09.4	5/27.927 11/5:29.7	1/27.854 11/5:03.1	9/29.140 10/5:26.0	6/28.276 10/5:06.1	10/29.746 10/5:26.6
6.	4/29.259 11/5:22.8	3/31.860 11/5:20.4	6/29.758 10/5:05.8	2/28.595 11/5:14.3	8/33.270 10/5:13.3	5/26.873 11/5:24.0	1/26.878 11/5:01.9	9/31.586 10/5:24.3	7/31.549 10/5:07.6	10/32.398 10/5:26.1
7.	5/29.480 11/5:23.0	3/27.752 11/5:18.2	7/32.772 10/5:09.0	1/27.376 11/5:12.4	8/28.824 10/5:09.7	4/26.727 11/5:19.7	2/35.160 11/5:14.0	9/29.643 10/5:20.3	6/28.419 10/5:04.3	10/32.273 10/5:25.6
8.	5/28.259 11/5:21.5	4/30.294 11/5:20.1	7/29.160 10/5:06.8	1/27.827 11/5:11.6	8/30.616 10/5:09.3	3/27.162 11/5:17.1	2/27.980 11/5:13.2	9/30.404 10/5:18.3	6/29.422 10/5:03.0	10/30.667 10/5:23.3
9.	5/30.835 11/5:23.4	4/27.704 11/5:18.4	7/28.012 10/5:03.8	1/27.305 11/5:10.3	8/28.688 10/5:06.8	3/26.898 11/5:14.7	2/29.246 11/5:14.1	9/29.082 10/5:15.2	6/30.011 10/5:02.7	10/29.173 10/5:19.8
10.	5/29.374 11/5:23.4	4/27.949 11/5:17.3	7/29.217 10/5:02.6	1/31.091 11/5:13.5	8/29.786 10/5:05.9	3/28.386 11/5:14.5	2/28.495 11/5:14.1	9/30.566 10/5:14.3	6/29.963 10/5:02.4	10/34.191 10/5:22.0
11.	5/36.658 10/5:00.6	4/29.091 11/5:17.5		1/27.387 11/5:12.4		3/29.912 11/5:15.8	2/29.785 11/5:15.3			

2WD Stock Buggy (A Main)

Top Qualifier is Bankin, Max 10/5:05.480 (Rnd 1)

Round 3

5

SFORCS VI Race 4

Ser#42318

Timing and Scoring by www.RCScoringPro.com

Sponsor	Driver Name	Car	Pos	Laps	Race Time	Behind	Fast Lap	Average Top 5	Top 10	Top 15	Q#
	Bankin, Max	2	1	10	5:05.695		29.577	29.836			1
	Cox, Joshua	3	2	10	5:08.357	2.662	29.374	29.953			4
	Saib, Noah	1	3	10	5:14.639	8.944	29.329	30.408			2
	Johnas, Billy	4	4	10	5:26.546	20.851	30.063	30.607			8
	Torres, Rodelay	9	5	10	5:30.452	24.757	29.954	30.483			3
	Smith, Steve	8	6	10	5:30.749	25.054	31.832	32.142			6
	Smith, Dexter	5	7	10	5:33.101	27.406	31.341	32.065			5
	Smith, Austin	6	8	9	5:04.487		31.465	32.221			7
	Biggs, Patrick	7	9	8	5:03.897		32.787	36.307			9

Car# 1	2	3	4	5	6	7	8	9	10
Saib	Bankin	Cox	Johnas	Smith	Smith	Biggs	Smith	Torres	
1. 2/29.681 11/5:26.4	1/28.344 11/5:11.7	3/31.347 10/5:13.5	8/36.768 9/5:30.9	4/32.674 10/5:26.7	6/34.726 9/5:12.5	9/37.906 8/5:03.2	5/32.986 10/5:29.9	7/36.046 9/5:24.4	
2. 2/29.329 11/5:24.5	1/29.642 11/5:18.9	3/30.817 10/5:10.7	8/37.038 9/5:32.1	4/32.031 10/5:23.5	7/38.716 9/5:30.4	9/37.829 8/5:02.9	5/31.832 10/5:24.0	6/35.497 9/5:21.9	
3. 3/34.017 10/5:10.1	1/30.188 11/5:23.2	2/30.675 10/5:09.4	7/30.063 9/5:11.6	4/32.882 10/5:25.3	8/35.569 9/5:27.0	9/39.872 8/5:08.2	5/32.815 10/5:25.4	6/29.954 9/5:04.5	
4. 3/30.550 10/5:08.9	1/29.577 11/5:23.8	2/29.883 10/5:06.8	6/30.934 9/5:03.3	5/35.243 10/5:32.0	8/31.465 9/5:16.0	9/44.583 8/5:20.3	4/33.590 10/5:28.0	7/35.004 9/5:07.1	
5. 3/32.793 10/5:12.7	1/33.967 10/5:03.4	2/30.694 10/5:06.8	4/31.455 10/5:32.5	7/38.460 9/5:08.3	8/32.326 9/5:11.0	9/32.787 8/5:08.7	6/38.100 9/5:04.7	5/31.110 9/5:01.6	
6. 3/31.064 10/5:12.3	1/30.058 10/5:02.9	2/29.374 10/5:04.6	4/31.063 10/5:28.8	7/31.666 9/5:04.4	8/31.742 9/5:06.8	9/38.308 8/5:08.3	6/32.546 9/5:02.8	5/30.197 10/5:29.6	
7. 3/30.641 10/5:11.5	1/29.884 10/5:02.3	2/29.984 10/5:03.9	5/34.726 10/5:31.5	7/32.405 9/5:02.6	8/31.951 9/5:04.0	9/37.761 8/5:07.4	6/31.918 9/5:00.5	4/30.003 10/5:25.4	
8. 3/30.785 10/5:11.0	1/30.490 10/5:02.6	2/29.849 10/5:03.2	5/30.213 10/5:27.8	7/31.341 9/5:00.0	8/33.622 9/5:03.8	9/34.851 8/5:03.8	6/32.256 10/5:32.5	4/32.077 10/5:24.8	
9. 3/30.737 10/5:10.6	1/33.528 10/5:06.3	2/33.608 10/5:06.9	5/30.760 10/5:25.5	7/33.006 10/5:33.0	8/34.370 9/5:04.4		6/32.391 10/5:31.5	4/31.149 10/5:23.3	
10. 3/35.042 10/5:14.6	1/30.017 10/5:05.6	2/32.126 10/5:08.3	4/33.526 10/5:26.5	7/33.393 10/5:33.1			6/32.315 10/5:30.7	5/39.415 10/5:30.4	

Mod 4WD Buggy (A Main)

Top Qualifier is Romano, Robert 12/5: 16.649 (Rnd 1)

Round 3

6

SFORCS VI Race 4

Ser#42318

Timing and Scoring by www.RCScoringPro.com

Sponsor	Driver Name	Car	Pos	Laps	Race Time	Behind	Fast Lap	Average Top 5	Top 10	Top 15	Q#
	Neumann, Kevin	3	1	12	5:24.698		25.285	25.635	26.215		2
	Bankin, Max	6	2	11	5:00.960		25.863	26.232	27.029		3
	Laos, "PacMan" Christopher	8	3	11	5:05.365	4.405	25.462	25.643	27.685		5
	Baio, Joe	4	4	11	5:13.797	12.837	26.920	27.360	27.878		6
	Romano, Robert	2	5	11	5:15.177	14.217	24.806	25.046	28.710		1
	Saib, Noah	1	6	11	5:21.079	20.119	26.700	27.428	28.515		8
	Karam, Neil	7	7	11	5:23.605	22.645	27.274	27.909	28.910		7
	Hernandez, Stephen	5	8	11	5:37.876	36.916	26.614	28.418	30.800		4
	Hancock, John	10	9	6	3:36.706		29.099	36.800			Bump
	Smith, Austin	9	10	1	0:35.937						Bump

Car#	1	2	3	4	5	6	7	8	9	10
	Saib	Romano	Neumann	Baio	Hernandez	Bankin	Karam	Laos	Smith	Hancock
1.	9/35.931 9/5:23.3	1/28.078 11/5:08.8	6/32.965 10/5:29.6	8/35.013 9/5:15.0	3/29.876 11/5:28.6	4/30.674 10/5:06.7	7/34.507 9/5:10.5	2/28.512 11/5:13.6	10/35.937 9/5:23.4	5/32.705 10/5:27.0
2.	9/31.332 9/5:02.6	1/24.844 12/5:17.5	5/26.959 11/5:29.5	8/28.581 10/5:17.9	4/29.544 11/5:26.8	3/25.863 11/5:10.9	7/28.589 10/5:15.5	2/25.516 12/5:24.1		6/29.099 10/5:09.0
3.	9/30.809 10/5:26.8	1/25.384 12/5:13.2	4/25.996 11/5:15.0	6/28.406 10/5:06.6	7/32.673 10/5:06.9	3/27.113 11/5:06.7	5/28.811 10/5:06.3	2/25.471 12/5:18.0		8/31.456 10/5:10.8
4.	9/27.716 10/5:14.4	1/24.806 12/5:09.3	4/25.405 11/5:06.1	7/27.853 11/5:29.5	5/26.614 11/5:26.4	3/26.558 11/5:03.0	6/27.274 11/5:27.7	2/29.011 12/5:25.5		8/29.591 10/5:07.1
5.	8/28.199 10/5:07.9	1/25.549 12/5:08.7	2/26.126 11/5:02.3	5/28.077 11/5:25.4	6/31.873 10/5:01.1	4/29.211 11/5:06.7	7/31.710 10/5:01.7	3/30.263 11/5:05.2		9/31.711 10/5:09.1
6.	8/29.039 10/5:05.0	1/26.233 12/5:09.7	2/25.387 12/5:25.6	5/27.730 11/5:22.0	7/30.493 10/5:01.7	3/26.673 11/5:04.4	6/28.212 11/5:28.3	4/31.179 11/5:11.5		9/62.144 9/5:25.0
7.	8/27.185 10/5:00.3	1/26.728 12/5:11.3	2/29.580 11/5:02.3	5/28.175 11/5:20.3	7/28.211 11/5:28.8	3/26.822 11/5:03.1	6/27.421 11/5:24.5	4/25.784 11/5:07.5		
8.	7/27.338 11/5:26.6	1/25.553 12/5:10.7	3/26.642 11/5:01.2	5/26.967 11/5:17.3	8/30.906 10/5:00.2	2/25.972 11/5:00.9	6/28.122 11/5:22.6	4/29.582 11/5:09.8		
9.	7/26.700 11/5:22.9	1/25.346 12/5:10.0	2/26.102 12/5:26.8	5/27.329 11/5:15.4	8/28.090 11/5:27.8	3/27.220 11/5:00.8	6/28.517 11/5:21.6	4/25.462 11/5:06.5		
10.	6/28.285 11/5:21.7	5/57.807 11/5:19.3	2/27.667 11/5:00.1	4/26.920 11/5:13.5	8/29.632 11/5:27.7	1/26.095 12/5:26.6	7/31.466 11/5:24.0	3/28.601 11/5:07.3		
11.	6/28.545 11/5:21.0	5/24.849 11/5:15.1	1/25.285 12/5:25.2	4/28.746 11/5:13.8	8/39.964 10/5:07.1	2/28.759 11/5:00.9	7/28.976 11/5:23.6	3/25.984 11/5:05.3		
12.			1/26.584 12/5:24.6							

Tenth Scale Truggy (A Main)

Top Qualifier is Bates, Kevin 11/5: 03.237 (Rnd 1)

Round 3

8

SFORCS VI Race 4

Ser#42318

Timing and Scoring by www.RCSoringPro.com

Sponsor	Driver Name	Car	Pos	Laps	Race Time	Behind	Fast Lap	Average Top 5	Top 10	Top 15	Q#
	Bates, Kevin	2	1	11	5:04.808		25.594	26.321	27.277		1
	Baio, Joe	3	2	11	5:19.679	14.871	26.913	27.943	28.846		2
	Kretzschmar, Loren	1	3	11	5:21.747	16.939	26.943	27.544	28.814		3
	Torres, Rodelay	5	4	11	5:28.252	23.444	27.219	28.102	29.410		4
	Sabi, Kemo	6	5	6	3:46.371		28.737	35.209			5
	Hancock, John	4	6	5	3:01.643		30.379	36.329			6

Car#	1	2	3	4	5	6	7	8	9	10
	Kretzschmar	Bates	Baio	Hancock	Torres	Sabi				
1.	6/33.542 9/5:01.8	1/25.594 12/5:07.0	3/30.347 10/5:03.5	5/32.905 10/5:29.0	2/29.113 11/5:20.2	4/31.428 10/5:14.3				
2.	5/26.943 10/5:02.3	1/26.956 12/5:15.2	2/28.035 11/5:21.0	6/30.379 10/5:16.3	3/30.692 11/5:28.8	4/28.737 10/5:00.7				
3.	4/28.397 11/5:25.8	1/30.764 11/5:05.4	2/28.537 11/5:18.7	6/30.724 10/5:13.3	3/27.971 11/5:21.8	5/31.442 10/5:05.3				
4.	2/28.144 11/5:21.8	1/26.409 11/5:01.7	3/30.363 11/5:22.5	5/36.375 10/5:25.9	4/29.949 11/5:23.7	6/50.328 9/5:19.3				
5.	2/27.288 11/5:17.4	1/26.541 12/5:27.0	4/28.208 11/5:20.0	6/51.260 9/5:26.9	3/27.219 11/5:18.8	5/34.958 9/5:18.4				
6.	3/33.608 11/5:26.1	1/27.046 12/5:26.6	2/31.220 11/5:23.9		4/33.545 11/5:27.2	5/49.478 8/5:01.8				
7.	4/30.996 11/5:28.3	1/27.026 12/5:26.2	2/28.346 11/5:22.2		3/28.404 11/5:25.1					
8.	4/28.200 11/5:26.0	1/28.419 11/5:00.7	2/28.213 11/5:20.7		3/27.802 11/5:22.6					
9.	4/28.054 11/5:24.0	1/27.911 11/5:01.4	2/29.833 11/5:21.5		3/29.792 11/5:23.2					
10.	4/29.283 11/5:23.9	1/26.105 11/5:00.0	2/26.913 11/5:19.0		3/29.608 11/5:23.4					
11.	3/27.292 11/5:21.7	1/32.037 11/5:04.8	2/29.664 11/5:19.6		4/34.157 11/5:28.2					

Electric Buggy (A Main)

Top Qualifier is Lopez, Jader 12/5: 10.190 (Rnd 1)

Round 3

9

SFORCS VI Race 4

Ser#42318

Timing and Scoring by www.RCScoringPro.com

Sponsor	Driver Name	Car	Pos	Laps	Race Time	Behind	Fast Lap	Average Top 5	Top 10	Top 15	Q#
	Laos, "PacMan" Christopher	5	1	24	10:27.107		24.641	25.117	25.278	25.464	6
	Lopez, Jader	3	2	24	10:42.685	15.578	24.033	24.276	24.463	24.593	1
	Neumann, Kevin	6	3	23	10:09.717		24.908	25.110	25.362	25.668	4
	Garcia, Nelson	1	4	23	10:18.579	8.862	24.899	25.237	25.554	25.820	5
	Parra, Nicholas	9	5	22	10:10.083		26.186	26.308	26.551	26.902	Bump
	Paulins, Matt	7	6	22	10:20.841	10.758	25.290	25.604	26.105	26.718	3
	Bates, Kevin	4	7	22	10:25.210	15.127	26.404	26.500	26.734	27.266	8
	MacLellan, Alex	2	8	19	7:55.053		23.910	24.455	24.645	24.794	2
	Paz, Daniel	8	9	19	10:11.782	36.729	26.846	27.333	28.322	30.435	7
	Bankin, Max	10	10	18	8:21.413		25.571	26.294	26.720	27.196	Bump

Car#	1	2	3	4	5	6	7	8	9	10
	Garcia	MacLellan	Lopez	Bates	Laos	Neumann	Paulins	Paz	Parra	Bankin
1.	7/32.515 19/10:17.8	2/25.630 24/10:15.1	1/23.828 26/10:19.5	8/33.086 19/10:28.7	3/27.137 23/10:24.2	5/28.513 22/10:27.2	9/33.691 18/10:06.4	4/27.975 22/10:15.5	10/34.141 18/10:14.5	6/30.140 20/10:02.7
2.	6/26.210 21/10:16.6	2/25.414 24/10:12.4	1/24.326 25/10:01.8	8/26.470 21/10:25.3	3/25.198 23/10:01.9	4/25.760 23/10:24.1	10/29.437 20/10:31.3	5/28.444 22/10:20.6	9/27.447 20/10:15.9	7/28.927 21/10:20.2
3.	5/25.493 22/10:17.6	2/24.744 24/10:06.3	1/24.565 25/10:06.0	10/32.321 20/10:12.5	3/25.788 24/10:24.9	4/24.908 23/10:07.0	9/25.290 21/10:18.9	6/27.963 22/10:18.7	8/26.455 21/10:16.2	7/27.991 21/10:09.4
4.	5/25.207 22/10:01.8	2/24.915 24/10:04.2	1/24.739 25/10:09.1	9/26.979 21/10:24.0	3/25.413 24/10:21.2	4/25.521 23/10:02.0	10/32.423 20/10:04.2	7/32.148 21/10:11.7	8/29.647 21/10:17.8	6/27.358 21/10:00.7
5.	5/29.457 22/10:11.0	2/25.389 24/10:05.2	1/24.963 25/10:12.1	8/30.905 21/10:28.9	3/25.431 24/10:19.0	4/25.364 24/10:24.3	9/32.358 20/10:12.7	10/37.239 20/10:15.0	7/27.274 21/10:08.8	6/26.506 22/10:20.0
6.	5/26.087 22/10:04.8	2/25.085 24/10:04.7	1/25.399 25/10:15.9	8/26.591 21/10:17.2	3/25.220 24/10:16.7	4/25.186 24/10:21.0	9/25.633 21/10:25.9	10/29.341 20/10:10.3	7/28.936 21/10:08.6	6/27.755 22/10:18.4
7.	5/25.769 23/10:26.7	2/24.390 24/10:01.9	1/24.977 25/10:17.1	8/26.447 21/10:08.3	3/27.187 24/10:21.8	4/27.412 23/10:00.1	9/25.358 21/10:12.5	10/27.178 20/10:00.8	7/27.665 21/10:04.6	6/27.137 22/10:15.4
8.	5/24.899 23/10:19.9	2/24.736 24/10:00.9	1/24.033 25/10:15.0	9/30.136 21/10:11.4	3/25.172 24/10:19.6	4/25.750 24/10:25.2	8/26.119 21/10:04.5	10/27.317 21/10:23.7	7/26.529 22/10:27.2	6/28.506 22/10:16.8
9.	5/28.843 23/10:24.7	2/25.000 24/10:00.8	1/25.686 25/10:18.1	9/28.398 21/10:09.7	3/25.491 24/10:18.7	4/24.933 24/10:22.2	8/25.772 22/10:25.9	10/26.846 21/10:17.0	7/26.219 22/10:21.6	6/26.643 22/10:13.4
10.	5/26.406 23/10:23.0	2/25.001 24/10:00.7	1/24.979 25/10:18.7	9/26.822 21/10:05.1	3/25.353 24/10:17.7	4/27.190 24/10:25.2	8/27.044 22/10:22.8	10/28.648 21/10:15.5	7/26.186 22/10:17.1	6/26.784 22/10:11.0
11.	5/28.210 23/10:25.3	2/24.668 25/10:24.9	1/24.666 25/10:18.5	9/26.800 21/10:01.2	3/25.490 24/10:17.1	4/25.325 24/10:23.6	7/27.520 22/10:21.2	10/37.117 20/10:00.4	6/26.538 22/10:14.0	8/34.402 22/10:24.2
12.	5/26.470 23/10:24.0	2/24.787 25/10:24.5	1/24.340 25/10:17.7	9/27.934 21/10:00.0	3/26.348 24/10:18.4	4/25.200 24/10:22.1	7/26.171 22/10:17.5	10/27.360 21/10:25.7	6/27.686 22/10:13.6	8/27.319 22/10:22.3
13.	5/25.143 23/10:20.4	2/25.260 24/10:00.0	1/24.845 25/10:17.9	9/26.404 22/10:24.9	3/26.470 24/10:19.7	4/25.874 24/10:22.0	8/31.388 22/10:23.1	10/29.716 21/10:25.6	6/28.925 22/10:15.4	7/27.131 22/10:20.4
14.	5/25.949 23/10:18.7	2/23.910 25/10:23.0	1/24.665 25/10:17.8	8/26.590 22/10:22.0	3/25.865 24/10:19.8	4/29.867 23/10:02.6	9/28.358 22/10:23.1	10/33.579 20/10:01.2	6/26.984 22/10:13.8	7/25.571 22/10:16.2
15.	5/26.095 23/10:17.5	2/25.114 25/10:23.3	1/24.354 25/10:17.2	8/27.451 22/10:20.8	3/24.641 24/10:17.9	4/25.669 23/10:01.7	9/28.051 22/10:22.7	10/30.408 20/10:01.7	6/27.926 22/10:13.8	7/28.529 22/10:17.0
16.	5/25.442 23/10:15.5	2/26.714 24/10:01.1	1/24.895 25/10:17.5	8/28.301 22/10:21.0	3/26.091 24/10:18.4	4/26.542 23/10:02.3	9/29.247 22/10:24.0	10/40.011 20/10:14.1	6/28.926 22/10:15.2	7/27.962 22/10:16.9
17.	5/26.578 23/10:15.2	2/24.770 24/10:00.7	1/24.678 25/10:17.5	8/27.610 22/10:20.2	3/26.606 24/10:19.6	4/31.624 23/10:09.6	9/27.474 22/10:22.8	10/33.221 20/10:17.0	6/26.642 22/10:13.5	7/25.985 22/10:14.2
18.	5/27.507 23/10:16.2	2/24.957 24/10:00.6	1/24.824 25/10:17.7	8/30.054 22/10:22.4	3/25.371 24/10:19.0	4/26.511 23/10:09.6	9/31.534 22/10:26.8	10/39.083 20/10:26.2	6/26.465 22/10:11.8	7/26.767 22/10:12.8
19.	5/30.085 23/10:20.2	2/24.569 24/10:00.0	1/24.966 25/10:18.0	7/29.414 22/10:23.7	3/26.069 24/10:19.3	4/26.309 23/10:09.4	8/26.452 22/10:24.4	9/48.188 19/10:11.7	6/27.712 22/10:11.7	
20.	4/27.531 23/10:20.8		1/25.606 25/10:19.1	7/30.310 22/10:25.9	2/25.683 24/10:19.2	3/26.548 23/10:09.5	6/25.969 22/10:21.8		5/27.509 22/10:11.3	
21.	4/25.959 23/10:19.7		1/24.672 25/10:19.0	7/29.401 22/10:26.9	2/25.777 24/10:19.1	3/26.613 23/10:09.6	6/28.314 22/10:21.8		5/26.217 22/10:09.7	
22.	4/27.129 23/10:19.9		1/25.243 25/10:19.6	7/26.786 22/10:25.2	2/30.577 24/10:24.4	3/26.931 23/10:10.0	6/27.238 22/10:20.8		5/28.054 22/10:10.0	
23.	4/25.595 23/10:18.5		1/24.329 25/10:19.1		2/26.598 24/10:25.0	3/26.167 23/10:09.7				
24.			2/73.107 23/10:15.9		1/28.131 23/10:00.9					

Nitro Buggy (A Main)

Top Qualifier is Romano, Robert 12/5: 13.847 (Rnd 2)

Round 3

10

SFORCS VI Race 4

Ser#42318

Timing and Scoring by www.RCSoringPro.com

Sponsor	Driver Name	Car	Pos	Laps	Race Time	Behind	Fast Lap	Average Top 5	Top 10	Top 15	Q#
	Romano, Robert	4	1	45	20:11.361		24.889	25.110	25.270	25.388	1
	Garcia, Nelson	3	2	43	20:21.074		24.783	25.381	25.546	25.673	3
	MacLellan, Alex	2	3	37	17:11.584		24.631	24.746	24.919	25.106	2
	Vasan, Sebastian	1	4	0							4

Car# 1	2	3	4	5	6	7	8	9	10
Vasan	MacLellan	Garcia	Romano						
1.	1/25.625 47/20:04.1	3/31.151 39/20:14.8	2/30.969 39/20:07.8						
2.	1/30.385 43/20:04.2	2/25.780 43/20:23.9	3/27.618 41/20:01.0						
3.	2/27.363 44/20:22.7	1/25.651 44/20:11.1	3/25.934 43/20:11.4						
4.	1/25.922 44/20:02.2	3/30.100 43/20:11.3	2/25.479 44/20:10.0						
5.	1/25.558 45/20:13.6	3/28.229 43/20:11.8	2/25.723 45/20:21.4						
6.	2/29.781 44/20:07.2	3/25.696 44/20:21.8	1/25.343 45/20:08.0						
7.	2/25.275 45/20:20.8	3/24.783 44/20:03.0	1/26.102 45/20:03.2						
8.	3/27.369 45/20:22.2	2/25.571 45/20:20.4	1/25.601 46/20:23.4						
9.	3/31.042 44/20:14.0	2/26.689 45/20:18.2	1/25.191 46/20:16.2						
10.	3/27.392 44/20:13.1	2/30.436 44/20:05.9	1/25.688 46/20:12.7						
11.	3/24.947 44/20:02.6	2/25.378 45/20:25.0	1/27.162 46/20:16.1						
12.	3/24.887 45/20:20.8	2/25.758 45/20:19.5	1/26.483 46/20:16.2						
13.	3/30.676 44/20:05.6	2/26.604 45/20:17.8	1/25.030 46/20:11.2						
14.	3/30.547 44/20:15.5	2/25.524 45/20:12.9	1/25.642 46/20:09.0						
15.	2/26.430 44/20:12.0	3/62.959 41/20:03.5	1/27.777 46/20:13.6						
16.	2/40.831 43/20:20.2	3/26.344 42/20:24.9	1/35.653 45/20:13.2						
17.	2/25.173 43/20:12.0	3/26.503 42/20:18.3	1/25.621 45/20:09.7						
18.	2/26.421 43/20:07.8	3/26.562 42/20:12.6	1/25.309 45/20:05.7						
19.	2/28.661 43/20:09.1	3/25.856 42/20:05.9	1/25.602 45/20:02.9						
20.	2/25.150 43/20:02.7	3/25.849 43/20:28.5	1/25.616 45/20:00.4						
21.	2/24.914 44/20:24.3	3/26.882 43/20:25.0	1/24.889 46/20:23.2						
22.	2/25.400 44/20:19.5	3/25.698 43/20:19.6	1/26.680 46/20:23.4						
23.	2/25.404 44/20:15.0	3/29.626 43/20:22.0	1/29.154 45/20:01.8						
24.	2/24.783 44/20:09.8	3/25.925 43/20:17.5	1/26.069 45/20:00.6						
25.	2/24.681 44/20:04.9	3/26.659 43/20:14.6	1/26.146 46/20:26.3						
26.	2/24.747 44/20:00.4	3/25.682 43/20:10.4	1/26.164 46/20:25.4						
27.	2/26.455 45/20:26.3	3/27.487 43/20:09.3	1/26.525 46/20:25.2						
28.	2/28.167 44/20:00.5	3/28.786 43/20:10.4	1/25.415 46/20:23.2						
29.	2/24.631 45/20:23.7	3/30.338 43/20:13.6	1/25.156 46/20:20.9						

Car#	1	2	3	4	5	6	7	8	9	10
	Vasan	Maclellan	Garcia	Romano						
30.		2/27.804 45/20:24.6	3/37.808 43/20:27.3	1/26.150 46/20:20.3						
31.		2/34.100 44/20:07.1	3/28.464 43/20:27.2	1/35.034 45/20:06.1						
32.		2/25.498 44/20:04.5	3/27.767 43/20:26.2	1/26.822 45/20:06.2						
33.		2/27.581 44/20:04.7	3/28.924 43/20:26.7	1/25.938 45/20:05.0						
34.		2/28.703 44/20:06.5	3/28.074 43/20:26.1	1/27.868 45/20:06.4						
35.		2/36.129 44/20:17.4	3/28.672 43/20:26.3	1/25.643 45/20:04.9						
36.		2/25.538 44/20:14.8	3/27.795 43/20:25.5	1/31.399 45/20:10.7						
37.		2/37.614 44/20:26.7	3/30.618 43/20:27.9	1/26.386 45/20:10.1						
38.			2/26.645 43/20:25.8	1/25.844 45/20:08.8						
39.			2/29.008 43/20:26.3	1/25.816 45/20:07.6						
40.			2/28.699 43/20:26.5	1/25.285 45/20:05.9						
41.			2/25.719 43/20:23.6	1/26.691 45/20:05.8						
42.			2/28.155 43/20:23.2	1/27.410 45/20:06.4						
43.			2/26.220 43/20:21.0	1/33.569 45/20:13.5						
44.				1/25.820 45/20:12.3						
45.				1/25.945 45/20:11.3						