




ROAR Regional On Road Race

Ser#42318

Timing and Scoring by www.RCScoringPro.com

Sponsor	Driver Name	Car	Pos	Laps	Race Time	Behind	Fast Lap	Average Top 5	Top 10	Top 15	Q#
	Johnston Richard	4	1	20	6:09.463		17.858	18.061	18.165	18.255	1
	Lee, Pak	5	2	20	6:15.781	6.318	18.267	18.395	18.501	18.624	2
	Cooper, Jared	1	3	19	6:18.683		18.426	18.584	18.838	19.126	3
	Navarro, Eddi	3	4	18	6:19.670		18.849	19.128	19.585	20.141	4
	Young, Carlos	2	5	17	6:20.769		20.532	20.825	21.201	21.770	5

Car#	1	2	3	4	5	6	7	8	9	10
	Cooper	Young	Navarro	Johnston Richard	Lee					
1.	3/20.132 18/6:02.3	5/24.077 15/6:01.1	4/20.705 18/6:12.5	1/18.846 20/6:17.0	2/18.860 20/6:17.1					
2.	4/21.214 18/6:12.1	5/23.356 16/6:19.4	3/19.283 19/6:19.9	1/18.652 20/6:15.0	2/19.962 19/6:08.7					
3.	4/19.294 18/6:03.8	5/21.909 16/6:09.8	3/19.239 19/6:15.1	1/17.858 20/6:09.0	2/18.521 19/6:03.1					
4.	4/21.757 18/6:10.8	5/20.904 16/6:01.0	3/23.165 18/6:10.7	1/18.550 20/6:09.5	2/19.162 19/6:03.3					
5.	3/19.818 18/6:07.9	5/22.081 17/6:21.9	4/20.188 18/6:09.2	1/18.316 20/6:08.8	2/18.537 19/6:01.1					
6.	4/27.256 17/6:06.8	5/20.532 17/6:16.4	3/21.443 18/6:12.0	1/18.514 20/6:09.1	2/18.779 19/6:00.4					
7.	4/19.339 17/6:01.3	5/21.094 17/6:13.8	3/22.954 18/6:17.9	1/18.336 20/6:08.7	2/18.949 19/6:00.3					
8.	4/18.578 18/6:16.6	5/21.933 17/6:13.7	3/18.849 18/6:13.1	1/18.213 20/6:08.1	2/18.314 20/6:17.7					
9.	4/19.333 18/6:13.4	5/23.093 17/6:15.8	3/19.383 18/6:10.4	1/18.107 20/6:07.5	2/19.011 20/6:17.9					
10.	4/19.885 18/6:11.8	5/21.711 17/6:15.1	3/20.211 18/6:09.7	1/18.273 20/6:07.3	2/18.918 20/6:18.0					
11.	3/18.426 18/6:08.2	5/21.535 17/6:14.3	4/20.275 18/6:09.3	1/18.339 20/6:07.2	2/19.176 20/6:18.5					
12.	3/19.159 18/6:06.2	5/25.279 17/6:18.9	4/18.888 18/6:06.8	1/18.490 20/6:07.4	2/19.114 20/6:18.8					
13.	3/18.479 18/6:03.6	5/21.209 17/6:17.5	4/19.429 18/6:05.5	1/18.076 20/6:07.0	2/18.602 20/6:18.3					
14.	3/18.776 18/6:01.8	5/21.520 17/6:16.7	4/20.417 18/6:05.6	1/18.394 20/6:07.0	2/18.549 20/6:17.7					
15.	3/18.862 18/6:00.3	5/20.847 17/6:15.2	4/20.109 18/6:05.4	1/18.195 20/6:06.8	2/18.548 20/6:17.3					
16.	3/18.660 19/6:18.7	5/20.746 17/6:13.8	4/20.738 18/6:05.9	1/18.204 20/6:06.7	2/18.781 20/6:17.2					
17.	3/19.178 19/6:17.9	5/28.943 17/6:20.7	4/23.360 18/6:09.1	1/18.448 20/6:06.8	2/18.336 20/6:16.6					
18.	3/18.967 19/6:16.9		4/31.034 18/6:19.6	1/18.068 20/6:06.5	2/18.556 20/6:16.3					
19.	3/21.570 19/6:18.6			1/18.851 20/6:07.0	2/18.267 20/6:15.7					
20.				1/20.733 20/6:09.4	2/18.839 20/6:15.7					

TC 17.5 Blinky

Top Qualifier is Johnston Richard 20/6: 09.463 (Rnd 1)


Round 1

2

ROAR Regional On Road Race

Ser#42318

Timing and Scoring by www.RCScoringPro.com

Sponsor	Driver Name	Car	Pos	Laps	Race Time	Behind	Fast Lap	Average Top 5	Top 10	Top 15	Q#
	Bates, Kevin	1	1	19	6:07.514		17.566	17.859	18.079	18.304	3
	Vega, Laz	2	2	19	6:10.827	3.313	18.574	18.884	19.073	19.262	4
	Dominguez, Pedro	3	3	17	6:17.224		21.014	21.318	21.649	21.924	7
	Diaz, Brandon	4	4	7	2:14.853		17.777	18.645			9


Car#	1	2	3	4	5	6	7	8	9	10
	Bates	Vega	Dominguez	Diaz						
1.	1/17.999 21/6:18.0	3/20.306 18/6:05.5	4/23.272 16/6:12.3	2/19.882 19/6:17.7						
2.	1/19.464 20/6:14.6	3/19.461 19/6:17.8	4/21.734 16/6:00.0	2/18.487 19/6:04.5						
3.	1/17.566 20/6:06.8	3/19.452 19/6:15.0	4/21.014 17/6:14.1	2/17.777 20/6:14.3						
4.	1/17.895 20/6:04.6	3/18.968 19/6:11.4	4/22.464 17/6:16.0	2/18.749 20/6:14.4						
5.	1/18.192 20/6:04.4	3/19.205 19/6:10.0	4/22.375 17/6:16.9	2/18.330 20/6:12.8						
6.	1/22.382 20/6:18.3	3/20.473 19/6:13.2	4/21.089 17/6:13.8	2/20.614 19/6:00.4						
7.	1/18.211 20/6:16.3	3/20.671 19/6:16.0	4/22.362 17/6:14.7	2/21.014 19/6:06.0						
8.	2/30.649 18/6:05.3	1/19.310 19/6:14.8	3/22.720 17/6:16.1							
9.	2/17.727 18/6:00.1	1/18.574 19/6:12.4	3/22.452 17/6:16.7							
10.	2/20.453 18/6:00.9	1/20.298 19/6:13.7	3/21.334 17/6:15.3							
11.	2/18.110 19/6:17.6	1/19.108 19/6:12.7	3/22.328 17/6:15.7							
12.	2/18.984 19/6:16.2	1/19.077 19/6:11.9	3/21.748 17/6:15.2							
13.	2/18.656 19/6:14.5	1/18.730 19/6:10.6	3/21.473 17/6:14.4							
14.	2/18.586 19/6:13.0	1/19.332 19/6:10.4	3/25.093 17/6:18.2							
15.	2/18.484 19/6:11.5	1/19.069 19/6:09.9	3/22.229 17/6:18.1							
16.	1/18.893 19/6:10.7	2/20.450 19/6:11.0	3/21.681 17/6:17.5							
17.	1/18.658 19/6:09.8	2/19.360 19/6:10.8	3/21.856 17/6:17.2							
18.	1/18.271 19/6:08.5	2/19.613 19/6:10.9								
19.	1/18.334 19/6:07.5	2/19.370 19/6:10.8								

Top Qualifiers	Qual#	Laps	Race Time (Difference)	Round	Race	Pos in Race	Fast Lap
Johnston Richard	1	20	6:09.463	1	1	1	17.858
Lee, Pak	2	20	6:15.781 6.318	1	1	2	18.267
Bates, Kevin	3	19	6:07.514	1	2	1	17.566
Vega, Laz	4	19	6:10.827 3.313	1	2	2	18.574
Cooper, Jared	5	19	6:18.683 7.856	1	1	3	18.426
Navarro, Eddi	6	18	6:19.670	1	1	4	18.849
Dominguez, Pedro	7	17	6:17.224	1	2	3	21.014
Young, Carlos	8	17	6:20.769 3.545	1	1	5	20.532
Diaz, Brandon	9	7	2:14.853	1	2	4	17.777

ROAR Regional On Road Race

Ser#42318

Timing and Scoring by www.RCScoringPro.com

Sponsor	Driver Name	Car	Pos	Laps	Race Time	Behind	Fast Lap	Average Top 5	Top 10	Top 15	Q#
	Johnston Richard	2	1	20	6:06.279		17.629	17.714	17.807	17.906	1
	Lee, Pak	1	2	19	6:01.273		17.413	17.844	18.004	18.215	2
	Rodriguez, Fred	3	3	1	0:23.251		23.251				3

Car#	1	2	3	4	5	6	7	8	9	10
	Lee	Johnston Richard	Rodriguez							
1.	3/24.236 15/6:03.5	1/18.067 20/6:01.3	2/23.251 16/6:12.0							
2.	2/17.413 18/6:14.8	1/17.765 21/6:16.2								
3.	2/18.384 18/6:00.1	1/23.499 19/6:15.7								
4.	2/18.379 19/6:12.4	1/17.891 19/6:06.7								
5.	2/18.181 19/6:07.0	1/17.663 19/6:00.5								
6.	2/19.857 19/6:08.7	1/18.664 20/6:18.5								
7.	2/18.795 19/6:07.1	1/18.168 20/6:16.3								
8.	2/19.366 19/6:07.1	1/17.755 20/6:13.6								
9.	2/17.943 19/6:04.2	1/18.459 20/6:13.1								
10.	2/18.081 19/6:02.1	1/18.069 20/6:12.0								
11.	2/17.965 19/6:00.3	1/17.839 20/6:10.6								
12.	2/17.908 20/6:17.5	1/18.021 20/6:09.7								
13.	2/18.069 20/6:16.2	1/17.757 20/6:08.6								
14.	2/24.587 19/6:05.2	1/17.826 20/6:07.7								
15.	2/18.253 19/6:04.0	1/18.789 20/6:08.3								
16.	2/17.991 19/6:02.6	1/17.629 20/6:07.3								
17.	2/18.234 19/6:01.7	1/18.114 20/6:07.0								
18.	2/19.316 19/6:02.0	1/18.285 20/6:06.9								
19.	2/18.315 19/6:01.2	1/17.926 20/6:06.5								
20.		1/18.093 20/6:06.2								

Top Qualifiers	Qual#	Laps	Race Time (Difference)	Round	Race	Pos in Race	Fast Lap
Johnston Richard	1	20	6:06.279	1	3	1	17.629
Lee, Pak	2	19	6:01.273	1	3	2	17.413
Rodriguez, Fred	3	1	23.251	1	3	3	23.251

ROAR Regional On Road Race

Ser#42318

Timing and Scoring by www.RCScoringPro.com

Sponsor	Driver Name	Car	Pos	Laps	Race Time	Behind	Fast Lap	Average Top 5	Top 10	Top 15	Q#
	Van Alan, Mark	3	1	18	6:09.325		19.844	20.005	20.166	20.338	1
	Vega, Laz	2	2	18	6:17.779	8.454	19.944	20.146	20.306	20.502	2
	Dominguez, Pedro	1	3	16	6:11.818		21.722	22.180	22.602	23.107	3


Car#	1	2	3	4	5	6	7	8	9	10
	Dominguez	Vega	Van Alan							
1.	3/21.762 17/6:09.9	1/20.459 18/6:08.2	2/20.974 18/6:17.4							
2.	3/23.159 17/6:21.8	2/21.248 18/6:15.3	1/20.599 18/6:14.1							
3.	3/22.994 16/6:02.1	2/20.287 18/6:11.9	1/20.261 18/6:10.9							
4.	3/22.727 16/6:02.5	2/20.638 18/6:11.8	1/20.121 18/6:08.7							
5.	3/22.695 16/6:02.6	2/20.687 18/6:11.9	1/20.470 18/6:08.7							
6.	3/21.722 16/6:00.1	2/20.206 18/6:10.5	1/20.050 18/6:07.4							
7.	3/23.837 16/6:03.1	2/20.149 18/6:09.4	1/20.979 18/6:08.8							
8.	3/23.546 16/6:04.8	2/20.545 18/6:09.4	1/20.570 18/6:09.0							
9.	3/25.216 16/6:09.1	1/19.944 18/6:08.3	2/20.265 18/6:08.5							
10.	3/24.231 16/6:11.0	1/20.353 18/6:08.1	2/20.343 18/6:08.3							
11.	3/24.364 16/6:12.7	1/20.143 18/6:07.6	2/20.443 18/6:08.2							
12.	3/23.666 16/6:13.2	2/20.470 18/6:07.6	1/19.844 18/6:07.3							
13.	3/22.558 16/6:12.2	2/26.923 18/6:16.6	1/19.947 18/6:06.7							
14.	3/22.557 16/6:11.4	2/21.723 18/6:17.7	1/20.324 18/6:06.6							
15.	3/24.481 16/6:12.8	2/21.608 18/6:18.4	1/20.063 18/6:06.3							
16.	3/22.303 16/6:11.8	2/20.897 18/6:18.3	1/22.265 18/6:08.4							
17.		2/20.500 18/6:17.7	1/20.795 18/6:08.7							
18.		2/20.999 18/6:17.7	1/21.012 18/6:09.3							

Top Qualifiers			Qual#	Laps	Race Time (Difference)	Round	Race	Pos in Race	Fast Lap
Van Alan, Mark			1	18	6:09.325	1	4	1	19.844
Vega, Laz			2	18	6:17.779 8.454	1	4	2	19.944
Dominguez, Pedro			3	16	6:11.818	1	4	3	21.722

ROAR Regional On Road Race

Ser#42318

Timing and Scoring by www.RCScoringPro.com

Sponsor	Driver Name	Car	Pos	Laps	Race Time	Behind	Fast Lap	Average Top 5	Top 10	Top 15	Q#
	St. Germain, Andy	4	1	17	6:01.762		20.814	20.928	21.011	21.177	1
	Diaz, Brandon	2	2	17	6:14.762	13.000	20.783	21.206	21.375	21.552	2
	Bates, Kevin	3	3	16	6:02.800		21.529	21.607	21.820	22.188	3
	Lee, Pak	1	4	16	6:04.682	1.882	21.304	21.456	21.819	22.417	4

Car#	1	2	3	4	5	6	7	8	9	10
	Lee	Diaz	Bates	St Germain						
1.	3/22.686 16/6:03.0	2/22.243 17/6:18.0	4/29.976 13/6:29.7	1/21.051 18/6:18.9						
2.	3/22.699 16/6:03.1	2/22.799 16/6:00.3	4/21.621 14/6:01.1	1/20.975 18/6:18.2						
3.	3/22.315 16/6:01.0	2/21.905 17/6:19.3	4/22.559 15/6:10.7	1/20.916 18/6:17.6						
4.	3/28.429 15/6:00.4	2/21.432 17/6:15.6	4/23.732 15/6:07.0	1/22.296 17/6:02.2						
5.	3/23.187 16/6:21.8	2/21.416 17/6:13.3	4/21.838 16/6:23.1	1/21.592 17/6:03.2						
6.	3/22.420 16/6:17.9	2/20.783 17/6:09.9	4/23.033 16/6:20.6	1/20.814 17/6:01.6						
7.	3/21.412 16/6:12.9	2/21.600 17/6:09.5	4/21.741 16/6:16.0	1/21.812 17/6:02.9						
8.	3/21.745 16/6:09.7	2/21.313 17/6:08.6	4/22.323 16/6:13.6	1/21.388 17/6:03.0						
9.	4/26.686 16/6:16.1	2/21.552 17/6:08.4	3/22.434 16/6:12.0	1/20.913 17/6:02.2						
10.	4/22.803 16/6:15.0	2/21.500 17/6:08.1	3/22.866 16/6:11.3	1/21.022 17/6:01.7						
11.	4/21.676 16/6:12.4	2/21.549 17/6:07.9	3/21.911 16/6:09.4	1/21.114 17/6:01.4						
12.	4/21.332 16/6:09.8	2/21.825 17/6:08.2	3/21.533 16/6:07.4	1/21.106 17/6:01.2						
13.	4/21.554 16/6:07.9	2/21.940 17/6:08.5	3/22.091 16/6:06.3	1/21.063 17/6:01.0						
14.	4/22.153 16/6:06.9	2/28.677 17/6:17.0	3/21.529 16/6:04.7	1/21.452 17/6:01.2						
15.	4/22.281 16/6:06.2	2/21.619 17/6:16.4	3/21.611 16/6:03.5	1/21.323 17/6:01.3						
16.	4/21.304 16/6:04.6	2/21.087 17/6:15.3	3/22.002 16/6:02.8	1/21.794 17/6:01.9						
17.		2/21.522 17/6:14.7		1/21.131 17/6:01.7						

Top Qualifiers	Qual#	Laps	Race Time (Difference)	Round	Race	Pos in Race	Fast Lap
St. Germain, Andy	1	17	6:01.762	1	5	1	20.814
Diaz, Brandon	2	17	6:14.762 13.00	1	5	2	20.783
Bates, Kevin	3	16	6:02.800	1	5	3	21.529
Lee, Pak	4	16	6:04.682 1.882	1	5	4	21.304

Top Qualifier is St. Germain, Andy 17/6:01.762 (Rnd 1)



ROAR Regional On Road Race

Ser#42318

Timing and Scoring by www.RCScoringPro.com

Sponsor	Driver Name	Car	Pos	Laps	Race Time	Behind	Fast Lap	Average Top 5	Top 10	Top 15	Q#
	Diaz, Jesus	3	1	17	6:05.158		20.351	20.624	20.792	20.941	2
	Van Alan, Mark	1	2	17	6:13.676	8.518	20.631	20.908	21.196	21.534	3
	Dominguez, Pedro	4	3	14	6:11.485		23.929	24.281	24.849		7

Car# 1	2	3	4	5	6	7	8	9	10
Van Alan		Diaz	Dominguez						
1. 2/21.065 18/6:19.2		1/20.692 18/6:12.4	3/24.710 15/6:10.6						
2. 2/21.042 18/6:18.9		1/20.646 18/6:12.0	3/25.215 15/6:14.4						
3. 2/20.631 18/6:16.4		1/20.351 18/6:10.1	3/24.905 15/6:14.1						
4. 2/21.845 18/6:20.6		1/21.379 18/6:13.8	3/25.264 15/6:15.3						
5. 2/21.173 18/6:20.7		1/21.275 18/6:15.6	3/25.898 15/6:17.9						
6. 2/20.896 18/6:19.9		1/20.845 18/6:15.5	3/37.666 14/6:21.8						
7. 2/21.781 17/6:00.4		1/20.766 18/6:15.2	3/27.905 14/6:23.1						
8. 1/25.540 17/6:09.6		2/29.465 17/6:12.7	3/31.385 13/6:02.2						
9. 1/21.764 17/6:09.7		2/20.929 17/6:10.8	3/26.035 14/6:27.3						
10. 2/21.885 17/6:09.9		1/21.154 17/6:09.7	3/24.280 14/6:22.5						
11. 2/25.124 17/6:15.1		1/21.293 17/6:09.0	3/24.246 14/6:18.6						
12. 2/22.581 17/6:15.8		1/20.667 17/6:07.5	3/25.805 14/6:17.1						
13. 2/20.907 17/6:14.3		1/20.999 17/6:06.7	3/24.242 14/6:14.2						
14. 2/21.476 17/6:13.6		1/21.092 17/6:06.1	3/23.929 14/6:11.4						
15. 2/21.972 17/6:13.6		1/20.965 17/6:05.5							
16. 2/22.766 17/6:14.4		1/21.061 17/6:05.0							
17. 2/21.228 17/6:13.6		1/21.579 17/6:05.1							

Top Qualifiers	Qual#	Laps	Race Time (Difference)	Round	Race	Pos in Race	Fast Lap
St. Germain, Andy	1	17	6:01.762	1	5	1	20.814
Diaz, Jesus	2	17	6:05.158 3.396	1	6	1	20.351
Van Alan, Mark	3	17	6:13.676 8.518	1	6	2	20.631
Diaz, Brandon	4	17	6:14.762 1.086	1	5	2	20.783
Bates, Kevin	5	16	6:02.800	1	5	3	21.529
Lee, Pak	6	16	6:04.682 1.882	1	5	4	21.304
Dominguez, Pedro	7	14	6:11.485	1	6	3	23.929



ROAR Regional On Road Race

Ser#42318

Timing and Scoring by www.RCScoringPro.com

Sponsor	Driver Name	Car	Pos	Laps	Race Time	Behind	Fast Lap	Average Top 5	Top 10	Top 15	Q#
	Mujica, Eddie	3	1	21	6:17.844		1.916	14.619	16.329	16.975	1
	Rodriguez, Fred	1	2	19	6:10.908		17.926	17.985	18.122	18.271	2
	Cooper, Jared	2	3	18	6:10.523		18.033	18.456	18.801	19.060	3

Car#	1	2	3	4	5	6	7	8	9	10
	Rodriguez	Cooper	Mujica							
1.	2/18.808 20/6:16.1	3/21.118 18/6:20.1	1/1.916 188/6:00.9							
2.	2/18.592 20/6:14.0	4/19.789 18/6:08.1	3/17.844 37/6:05.5							
3.	1/18.253 20/6:11.0	2/19.851 18/6:04.5								
4.	2/18.222 20/6:09.3	3/18.703 19/6:17.4	1/18.491 38/6:03.3							
5.	2/21.019 19/6:00.5	3/19.215 19/6:14.9	1/18.898 32/6:05.7							
6.	2/18.043 20/6:16.4	3/19.505 19/6:14.2	1/18.056 29/6:03.4							
7.	2/18.350 20/6:15.1	3/18.950 19/6:12.2	1/18.064 28/6:13.0							
8.	2/18.534 20/6:14.5	3/19.150 19/6:11.1	1/23.497 25/6:04.9							
9.	2/17.926 20/6:12.7	3/18.676 19/6:09.3	1/18.971 24/6:01.9							
10.	2/18.487 20/6:12.4	3/43.373 17/6:11.1	1/18.426 24/6:09.9							
11.	2/18.134 20/6:11.5	3/19.166 17/6:07.0	1/17.622 24/6:14.7							
12.	2/35.476 19/6:19.7	3/18.634 17/6:02.8	1/18.471 23/6:04.6							
13.	2/18.436 19/6:17.4	3/19.424 17/6:00.3	1/18.142 23/6:08.7							
14.	2/18.332 19/6:15.3	3/20.137 18/6:20.1	1/24.752 22/6:06.3							
15.	2/20.661 19/6:16.5	3/19.248 18/6:17.9	1/17.978 22/6:08.3							
16.	2/18.024 19/6:14.4	3/18.232 18/6:14.8	1/17.856 22/6:09.8							
17.	2/17.990 19/6:12.5	3/18.033 18/6:11.8	1/17.858 22/6:11.2							
18.	2/17.941 19/6:10.7	3/19.319 18/6:10.5	1/18.189 22/6:12.8							
19.	2/19.680 19/6:10.9		1/18.106 22/6:14.1							
20.			1/18.074 22/6:15.3							
21.			1/18.611 22/6:16.9							

Top Qualifiers	Qual#	Laps	Race Time (Difference)	Round	Race	Pos in Race	Fast Lap
Mujica, Eddie	1	21	6:17.844	1	7	1	1.916
Rodriguez, Fred	2	19	6:10.908	1	7	2	17.926
Cooper, Jared	3	18	6:10.523	1	7	3	18.033



ROAR Regional On Road Race

Ser#42318

Timing and Scoring by www.RCScoringPro.com

Sponsor	Driver Name	Car	Pos	Laps	Race Time	Behind	Fast Lap	Average Top 5	Top 10	Top 15	Q#
	Diaz, Jesus	3	1	17	6:16.348		21.532	21.685	21.790	22.015	1
	Young, Carlos	2	2	16	6:20.925		22.526	22.835	23.200	23.591	2
	Bates, Kevin	1	3	15	6:18.208		22.403	22.661	23.168	25.214	3

Car#	1	2	3	4	5	6	7	8	9	10
	Bates	Young	Diaz							
1.	3/25.284 15/6:19.2	2/23.934 16/6:22.8	1/22.090 17/6:15.5							
2.	3/23.529 15/6:06.0	2/23.094 16/6:16.2	1/21.876 17/6:13.7							
3.	2/22.719 16/6:21.4	3/24.604 16/6:22.0	1/21.741 17/6:12.3							
4.	2/25.280 15/6:03.0	3/27.057 15/6:10.0	1/21.728 17/6:11.6							
5.	2/22.403 16/6:21.5	3/23.079 15/6:05.3	1/22.450 17/6:13.6							
6.	2/22.620 16/6:18.2	3/22.990 15/6:01.8	1/21.836 17/6:13.2							
7.	2/24.198 16/6:19.4	3/23.914 15/6:01.4	1/21.977 17/6:13.2							
8.	2/22.730 16/6:17.5	3/24.060 15/6:01.3	1/22.246 17/6:13.8							
9.	2/23.517 16/6:17.3	3/23.420 15/6:00.2	1/22.821 17/6:15.4							
10.	2/23.315 16/6:16.9	3/23.945 15/6:00.1	1/21.923 17/6:15.1							
11.	3/46.090 15/6:24.1	2/24.224 15/6:00.4	1/21.866 17/6:14.8							
12.	3/22.832 15/6:20.6	2/23.463 16/6:23.7	1/22.709 17/6:15.7							
13.	3/25.116 15/6:20.3	2/22.952 16/6:22.4	1/21.532 17/6:15.0							
14.	3/23.812 15/6:18.6	2/25.036 16/6:23.7	1/21.601 17/6:14.4							
15.	3/24.763 15/6:18.2	2/22.627 16/6:22.2	1/23.149 17/6:15.7							
16.		2/22.526 16/6:20.9	1/21.822 17/6:15.4							
17.			1/22.981 17/6:16.3							

Top Qualifiers	Qual#	Laps	Race Time (Difference)	Round	Race	Pos in Race	Fast Lap
Diaz, Jesus	1	17	6:16.348	1	8	1	21.532
Young, Carlos	2	16	6:20.925	1	8	2	22.526
Bates, Kevin	3	15	6:18.208	1	8	3	22.403

TC 17.5 Blinky

Top Qualifier is Johnston Richard 20/6: 09.463 (Rnd 1)

Round 2

1

ROAR Regional On Road Race

Ser#42318

Timing and Scoring by www.RCScoringPro.com

Sponsor	Driver Name	Car	Pos	Laps	Race Time	Behind	Fast Lap	Average Top 5	Top 10	Top 15	Q#
	Johnston Richard	4	1	20	6:10.536		18.118	18.223	18.352	18.427	1
	Cooper, Jared	1	2	20	6:18.122	7.586	18.274	18.400	18.497	18.629	3
	Lee, Pak	5	3	20	6:18.568	8.032	18.383	18.492	18.595	18.736	2
	Navarro, Eddi	3	4	18	6:23.220		18.884	19.087	19.252	19.433	6
	Young, Carlos	2	5	17	6:00.942		20.261	20.644	20.862	21.095	7

Car#	1	2	3	4	5	6	7	8	9	10
	Cooper	Young	Navarro	Johnston Richard	Lee					
1.	2/19.688 19/6:14.1	5/20.864 18/6:15.4	4/20.200 18/6:03.5	1/18.866 20/6:17.4	3/19.724 19/6:14.6					
2.	3/19.748 19/6:14.6	5/21.425 18/6:20.6	4/19.660 19/6:18.6	1/18.758 20/6:16.1	2/19.189 19/6:09.6					
3.	4/20.384 19/6:18.8	5/20.873 18/6:18.9	3/19.505 19/6:15.9	1/18.618 20/6:14.9	2/19.148 19/6:07.7					
4.	4/18.743 19/6:13.1	5/21.006 18/6:18.7	3/19.158 19/6:12.9	1/18.463 20/6:13.5	2/18.383 19/6:03.0					
5.	3/18.923 19/6:10.4	5/21.275 18/6:19.5	4/19.079 19/6:10.8	1/19.054 20/6:15.0	2/18.397 19/6:00.3					
6.	3/18.274 19/6:06.5	5/20.986 18/6:19.2	4/19.304 19/6:10.2	1/18.717 20/6:14.9	2/18.857 19/6:00.0					
7.	3/19.209 19/6:06.3	5/21.933 17/6:00.3	4/19.299 19/6:09.7	1/18.524 20/6:14.2	2/20.173 19/6:03.3					
8.	3/18.602 19/6:04.7	5/21.043 18/6:21.1	4/19.509 19/6:09.8	1/18.469 20/6:13.6	2/19.226 19/6:03.6					
9.	3/18.538 19/6:03.3	5/20.261 18/6:19.3	4/19.392 19/6:09.6	1/18.552 20/6:13.3	2/18.692 19/6:02.6					
10.	3/18.607 19/6:02.3	5/20.934 18/6:19.0	4/18.884 19/6:08.5	1/18.177 20/6:12.3	2/18.841 19/6:02.1					
11.	2/18.376 19/6:01.1	5/22.080 18/6:20.7	4/19.514 19/6:08.7	1/18.118 20/6:11.4	3/18.618 19/6:01.4					
12.	3/19.226 19/6:01.5	5/21.288 18/6:20.9	4/19.995 19/6:09.7	1/18.226 20/6:10.8	2/18.729 19/6:00.9					
13.	3/18.377 19/6:00.5	5/20.286 18/6:19.7	4/19.376 19/6:09.5	1/18.546 20/6:10.9	2/18.629 19/6:00.4					
14.	3/18.676 19/6:00.1	5/22.439 17/6:00.2	4/19.609 19/6:09.7	1/18.588 20/6:10.9	2/18.499 20/6:18.7					
15.	3/18.530 20/6:18.5	5/21.526 17/6:00.6	4/19.014 19/6:09.2	1/18.196 20/6:10.4	2/18.564 20/6:18.2					
16.	2/18.441 20/6:17.9	5/21.087 17/6:00.5	4/35.601 18/6:07.9	1/18.558 20/6:10.5	3/19.087 20/6:18.4					
17.	3/19.641 20/6:18.8	5/21.636 17/6:00.9	4/29.270 18/6:17.3	1/18.572 20/6:10.5	2/19.220 20/6:18.8					
18.	2/18.622 20/6:18.4		4/26.851 17/6:01.9	1/18.406 20/6:10.4	3/19.154 19/6:00.0					
19.	2/18.601 20/6:18.1			1/18.398 20/6:10.3	3/18.720 20/6:18.7					
20.	2/18.916 20/6:18.1			1/18.730 20/6:10.5	3/18.718 20/6:18.5					

Top Qualifiers	Qual#	Laps	Race Time (Difference)	Round	Race	Pos in Race	Fast Lap
Johnston Richard	1	20	6:09.463	1	1	1	17.858
Lee, Pak	2	20	6:15.781 6.318	1	1	2	18.267
Cooper, Jared	3	20	6:18.122 2.341	2	1	2	18.274
Bates, Kevin	4	19	6:07.514	1	2	1	17.566
Vega, Laz	5	19	6:10.827 3.313	1	2	2	18.574
Navarro, Eddi	6	18	6:19.670	1	1	4	18.849
Young, Carlos	7	17	6:00.942	2	1	5	20.261
Dominguez, Pedro	8	17	6:17.224 16.28	1	2	3	21.014
Diaz, Brandon	9	7	2:14.853	1	2	4	17.777

TC 17.5 Blinky

Top Qualifier is Johnston Richard 20/6: 09.463 (Rnd 1)

Round 2

2

ROAR Regional On Road Race

Ser#42318

Timing and Scoring by www.RCScoringPro.com

Sponsor	Driver Name	Car	Pos	Laps	Race Time	Behind	Fast Lap	Average Top 5	Top 10	Top 15	Q#
	Bates, Kevin	1	1	20	6:17.852		17.565	17.994	18.178	18.351	3
	Diaz, Brandon	4	2	20	6:18.293	0.441	18.102	18.381	18.529	18.631	5
	Vega, Laz	2	3	19	6:10.292		18.707	18.838	18.985	19.115	6
	Alex Mac	5	4	18	6:14.315		18.112	18.250	18.462	19.296	7
	Dominguez, Pedro	3	5	17	6:14.911		20.215	20.695	21.278	21.873	10

Car#	1	2	3	4	5	6	7	8	9	10
	Bates	Vega	Dominguez	Diaz	Alex Mac					
1.	1/18.307 20/6:06.1	5/21.668 17/6:08.3	4/21.148 18/6:20.6	2/19.257 19/6:05.9	3/19.440 19/6:09.3					
2.	1/18.054 20/6:03.6	4/19.135 18/6:07.1	5/21.968 17/6:06.5	2/18.711 19/6:00.7	3/18.702 19/6:02.3					
3.	1/18.784 20/6:07.5	4/19.133 19/6:19.6	5/21.549 17/6:06.4	2/18.705 20/6:17.8	3/18.824 19/6:00.8					
4.	1/17.565 20/6:03.5	3/19.338 19/6:16.5	5/22.152 17/6:08.9	2/18.761 20/6:17.1	4/24.023 18/6:04.4					
5.	1/18.633 20/6:05.3	3/19.445 19/6:15.1	5/21.817 17/6:09.3	2/18.653 20/6:16.3	4/18.691 19/6:18.7					
6.	2/25.690 19/6:10.5	3/18.871 19/6:12.3	5/23.281 17/6:13.7	1/18.502 20/6:15.3	4/18.298 19/6:13.6					
7.	2/18.602 19/6:08.1	4/19.411 19/6:11.8	5/23.422 17/6:17.2	1/18.869 20/6:15.6	3/18.112 19/6:09.3					
8.	2/18.461 19/6:05.9	4/18.707 19/6:09.8	5/23.021 17/6:19.0	1/18.409 20/6:14.6	3/18.209 19/6:06.4					
9.	2/18.359 19/6:04.0	4/20.344 19/6:11.6	5/21.815 17/6:18.0	1/19.263 20/6:15.8	3/18.202 19/6:04.1					
10.	2/18.374 19/6:02.5	3/19.354 19/6:11.2	5/21.366 17/6:16.6	1/20.933 19/6:01.1	4/28.430 18/6:01.6					
11.	2/19.910 19/6:04.0	3/19.012 19/6:10.3	5/23.053 17/6:18.0	1/18.697 19/6:00.5	4/18.657 19/6:19.2					
12.	2/18.113 19/6:02.3	3/19.077 19/6:09.6	5/20.259 17/6:15.2	1/18.433 20/6:18.6	4/18.989 19/6:17.7					
13.	2/18.797 19/6:01.9	3/18.764 19/6:08.6	5/20.215 17/6:12.7	1/18.896 20/6:18.6	4/19.045 19/6:16.5					
14.	1/18.304 19/6:00.9	3/21.747 19/6:11.8	5/20.489 17/6:11.0	2/20.105 19/6:01.2	4/18.429 19/6:14.6					
15.	1/18.835 19/6:00.7	3/18.887 19/6:10.9	5/23.356 17/6:12.7	2/18.632 19/6:00.7	4/23.327 19/6:19.2					
16.	1/17.933 20/6:18.4	3/18.963 19/6:10.3	5/22.600 17/6:13.4	2/19.270 19/6:01.1	4/18.492 19/6:17.4					
17.	1/18.310 20/6:17.6	3/19.334 19/6:10.1	5/23.400 17/6:14.9	2/18.702 19/6:00.7	4/26.072 18/6:04.1					
18.	1/18.673 20/6:17.4	3/19.299 19/6:09.9		2/18.102 20/6:18.7	4/30.373 18/6:14.3					
19.	1/19.268 20/6:17.8	3/19.803 19/6:10.2		2/18.936 20/6:18.7						
20.	1/18.880 20/6:17.8			2/18.457 20/6:18.2						

Top Qualifiers	Qual#	Laps	Race Time (Difference)	Round	Race	Pos in Race	Fast Lap
Johnston Richard	1	20	6:09.463	1	1	1	17.858
Lee, Pak	2	20	6:15.781 6.318	1	1	2	18.267
Bates, Kevin	3	20	6:17.852 2.071	2	2	1	17.565
Cooper, Jared	4	20	6:18.122 0.270	2	1	2	18.274
Diaz, Brandon	5	20	6:18.293 0.171	2	2	2	18.102
Vega, Laz	6	19	6:10.292	2	2	3	18.707
Alex Mac	7	18	6:14.315	2	2	4	18.112
Navarro, Eddi	8	18	6:19.670 5.355	1	1	4	18.849
Young, Carlos	9	17	6:00.942	2	1	5	20.261
Dominguez, Pedro	10	17	6:14.911 13.96	2	2	5	20.215

Top Qualifier is Johnston Richard 20/6:06.279 (Rnd 1)

3

ROAR Regional On Road Race

Ser#42318

Timing and Scoring by www.RCScoringPro.com

Sponsor	Driver Name	Car	Pos	Laps	Race Time	Behind	Fast Lap	Average Top 5	Top 10	Top 15	Q#
	Johnston Richard	2	1	20	6:02.152		17.292	17.503	17.683	17.822	1
	Lee, Pak	1	2	19	6:06.569		17.625	17.875	18.053	18.383	2
	Rodriguez, Fred	3	3	3	0:59.188		18.041				3

Car#	1	2	3	4	5	6	7	8	9	10
	Lee	Johnston Richard	Rodriguez							
1.	3/19.751 19/6:15.2	1/17.933 21/6:16.5	2/18.139 20/6:02.8							
2.	2/20.981 18/6:06.5	1/19.307 20/6:12.4	3/23.008 18/6:10.3							
3.	3/23.093 17/6:01.7	1/20.670 19/6:06.7	2/18.041 19/6:14.8							
4.	2/19.695 18/6:15.8	1/18.250 19/6:01.7								
5.	2/18.207 18/6:06.2	1/18.290 20/6:17.8								
6.	2/18.521 18/6:00.7	1/18.065 20/6:15.0								
7.	2/18.117 19/6:15.5	1/18.066 20/6:13.0								
8.	2/17.894 19/6:11.1	1/17.617 20/6:10.5								
9.	2/18.737 19/6:09.4	1/17.700 20/6:08.6								
10.	2/18.077 19/6:06.8	1/17.758 20/6:07.3								
11.	2/18.265 19/6:05.0	1/17.609 20/6:05.9								
12.	2/20.078 19/6:06.4	1/18.122 20/6:05.6								
13.	2/26.673 19/6:17.2	1/18.302 20/6:05.6								
14.	2/17.625 19/6:14.1	1/18.145 20/6:05.4								
15.	2/18.514 19/6:12.6	1/17.481 20/6:04.4								
16.	2/18.068 19/6:10.8	1/17.516 20/6:03.5								
17.	2/17.790 19/6:08.9	1/17.292 20/6:02.4								
18.	2/17.997 19/6:07.4	1/18.103 20/6:02.4								
19.	2/18.486 19/6:06.5	1/17.864 20/6:02.1								
20.		1/18.062 20/6:02.1								

Top Qualifiers	Qual#	Laps	Race Time (Difference)	Round	Race	Pos in Race	Fast Lap
Johnston Richard	1	20	6:02.152	2	3	1	17.292
Lee, Pak	2	19	6:01.273	1	3	2	17.413
Rodriguez, Fred	3	3	59.188	2	3	3	18.041

Top Qualifier is Van Alan, Mark 18/6:09.325 (Rnd 1)



ROAR Regional On Road Race

Ser#42318

Timing and Scoring by www.RCScorePro.com

Sponsor	Driver Name	Car	Pos	Laps	Race Time	Behind	Fast Lap	Average Top 5	Top 10	Top 15	Q#
	Vega, Laz	2	1	18	6:03.199		19.834	19.893	19.969	20.073	1
	Van Alan, Mark	3	2	18	6:05.893	2.694	19.850	19.951	20.080	20.207	2
	Dominguez, Pedro	1	3	16	6:06.162		21.640	22.014	22.246	22.619	3

Car#	1	2	3	4	5	6	7	8	9	10
	Dominguez	Vega	Van Alan							
1.	3/22.692 16/6:03.0	2/20.793 18/6:14.2	1/20.284 18/6:05.0							
2.	3/21.640 17/6:16.8	2/20.444 18/6:11.1	1/20.576 18/6:07.7							
3.	3/23.740 16/6:03.0	2/19.834 18/6:06.4	1/20.038 18/6:05.4							
4.	3/22.395 16/6:01.8	2/20.221 18/6:05.8	1/19.850 18/6:03.3							
5.	3/21.816 17/6:21.7	1/19.924 18/6:04.3	2/20.578 18/6:04.7							
6.	3/22.333 17/6:21.4	1/19.937 18/6:03.4	2/20.335 18/6:04.9							
7.	3/22.170 17/6:20.7	1/20.123 18/6:03.2	2/20.369 18/6:05.2							
8.	3/23.809 16/6:01.1	1/19.896 18/6:02.6	2/20.220 18/6:05.0							
9.	3/22.194 16/6:00.5	1/20.108 18/6:02.5	2/21.297 18/6:07.1							
10.	3/23.398 16/6:01.9	1/20.399 18/6:03.0	2/20.745 18/6:07.7							
11.	3/22.252 16/6:01.3	1/20.164 18/6:03.0	2/19.850 18/6:06.7							
12.	3/22.692 16/6:01.5	1/19.944 18/6:02.6	2/20.177 18/6:06.4							
13.	3/23.123 16/6:02.1	1/20.009 18/6:02.4	2/20.077 18/6:06.0							
14.	3/22.750 16/6:02.2	1/19.872 18/6:02.1	2/20.119 18/6:05.7							
15.	3/26.883 16/6:06.8	1/20.038 18/6:02.0	2/19.940 18/6:05.3							
16.	3/22.275 16/6:06.1	1/20.180 18/6:02.1	2/20.243 18/6:05.2							
17.		1/20.674 18/6:02.7	2/20.742 18/6:05.7							
18.		1/20.639 18/6:03.1	2/20.453 18/6:05.8							

Top Qualifiers	Qual#	Laps	Race Time (Difference)	Round	Race	Pos in Race	Fast Lap
Vega, Laz	1	18	6:03.199	2	4	1	19.834
Van Alan, Mark	2	18	6:05.893 2.694	2	4	2	19.850
Dominguez, Pedro	3	16	6:06.162	2	4	3	21.640

Top Qualifier is St. Germain, Andy 17/6:01.762 (Rnd 1)



ROAR Regional On Road Race

Ser#42318

Timing and Scoring by www.RCScoringPro.com

Sponsor	Driver Name	Car	Pos	Laps	Race Time	Behind	Fast Lap	Average Top 5	Top 10	Top 15	Q#
	Diaz, Brandon	2	1	17	6:10.946		21.450	21.496	21.570	21.688	3
	Bates, Kevin	3	2	16	6:05.132		21.227	21.803	22.134	22.682	5
	Lee, Pak	1	3	16	6:09.604	4.472	21.622	21.790	22.055	22.664	6
	St. Germain, Andy	4	4	0							

Car# 1	2	3	4	5	6	7	8	9	10
Lee	Diaz	Bates	St Germain						
1.	1/21.934 17/6:12.8	3/22.498 17/6:22.5	2/22.338 17/6:19.7						
2.	2/23.426 16/6:02.8	1/21.639 17/6:15.1	3/23.561 16/6:07.1						
3.	2/22.374 16/6:01.2	1/21.870 17/6:14.0	3/22.480 16/6:04.6						
4.	2/22.704 16/6:01.7	1/21.565 17/6:12.1	3/22.221 16/6:02.3						
5.	2/22.642 16/6:01.8	1/21.818 17/6:11.9	3/22.986 16/6:03.4						
6.	2/21.945 16/6:00.0	1/21.450 17/6:10.7	3/23.333 16/6:05.1						
7.	2/22.985 16/6:01.1	1/21.461 17/6:09.8	3/21.227 16/6:01.4						
8.	3/26.879 16/6:09.7	1/23.128 17/6:12.7	2/21.868 16/6:00.0						
9.	3/21.856 16/6:07.5	1/22.070 17/6:13.0	2/24.189 16/6:03.0						
10.	3/21.622 16/6:05.3	1/21.480 17/6:12.2	2/22.209 16/6:02.2						
11.	3/21.697 16/6:03.7	1/21.589 17/6:11.7	2/21.807 16/6:01.0						
12.	3/29.643 16/6:12.9	1/21.660 17/6:11.4	2/23.209 16/6:01.9						
13.	3/22.235 16/6:11.6	1/21.756 17/6:11.3	2/24.902 16/6:04.7						
14.	3/21.839 16/6:10.0	1/22.000 17/6:11.5	2/24.597 16/6:06.7						
15.	3/22.406 16/6:09.2	1/21.522 17/6:11.1	2/22.303 16/6:06.1						
16.	3/23.417 16/6:09.6	1/21.858 17/6:11.1	2/21.902 16/6:05.1						
17.	1/21.582 17/6:10.9								

Top Qualifiers	Qual#	Laps	Race Time (Difference)	Round	Race	Pos in Race	Fast Lap
St. Germain, Andy	1	17	6:01.762	1	5	1	20.814
Diaz, Jesus	2	17	6:05.158 3.396	1	6	1	20.351
Diaz, Brandon	3	17	6:10.946 5.788	2	5	1	21.450
Van Alan, Mark	4	17	6:13.676 2.730	1	6	2	20.631
Bates, Kevin	5	16	6:02.800	1	5	3	21.529
Lee, Pak	6	16	6:04.682 1.882	1	5	4	21.304
Dominguez, Pedro	7	14	6:11.485	1	6	3	23.929

Top Qualifier is St. Germain, Andy 17/6:01.762 (Rnd 1)



ROAR Regional On Road Race

Ser#42318

Timing and Scoring by www.RCScoringPro.com

Sponsor	Driver Name	Car	Pos	Laps	Race Time	Behind	Fast Lap	Average Top 5	Top 10	Top 15	Q#
	Diaz, Jesus	3	1	18	6:19.267		20.388	20.678	20.838	20.958	1
	Van Alan, Mark	1	2	17	6:03.200		20.578	20.767	20.996	21.197	3
	Dominguez, Pedro	4	3	16	6:17.160		22.243	22.525	23.025	23.420	7

Car# 1	2	3	4	5	6	7	8	9	10
Van Alan		Diaz	Dominguez						
1. 2/21.086 18/6:19.6		1/21.008 18/6:18.1	3/22.557 16/6:00.9						
2. 2/21.393 17/6:01.0		1/20.999 18/6:18.0	3/25.855 15/6:03.0						
3. 2/21.182 17/6:00.7		1/20.696 18/6:16.2	3/24.327 15/6:03.6						
4. 2/20.786 18/6:20.0		1/20.802 18/6:15.7	3/23.833 15/6:02.1						
5. 2/21.123 18/6:20.0		1/21.107 18/6:16.5	3/23.729 15/6:00.8						
6. 2/20.829 18/6:19.1		1/20.716 18/6:15.9	3/23.424 16/6:23.2						
7. 2/21.944 17/6:00.2		1/21.041 18/6:16.3	3/24.949 15/6:01.4						
8. 2/21.686 17/6:01.3		1/20.786 18/6:16.1	3/23.603 15/6:00.5						
9. 2/23.306 17/6:05.1		1/21.068 18/6:16.4	3/23.562 16/6:23.7						
10. 2/21.339 17/6:04.9		1/21.272 18/6:17.0	3/23.685 16/6:23.2						
11. 2/21.466 17/6:04.9		1/21.395 18/6:17.8	3/22.465 16/6:21.0						
12. 2/20.981 17/6:04.2		1/21.299 18/6:18.2	3/22.604 16/6:19.4						
13. 2/21.570 17/6:04.4		1/21.034 18/6:18.3	3/24.217 16/6:20.0						
14. 2/21.526 17/6:04.5		1/20.388 18/6:17.4	3/22.243 16/6:18.3						
15. 2/20.578 17/6:03.5		1/22.079 18/6:18.8	3/23.352 16/6:18.0						
16. 2/21.742 17/6:03.9		1/21.248 18/6:19.0	3/22.755 16/6:17.1						
17. 2/20.663 17/6:03.1		1/21.419 18/6:19.4							
18.		1/20.910 18/6:19.2							

Top Qualifiers	Qual#	Laps	Race Time (Difference)	Round	Race	Pos in Race	Fast Lap
Diaz, Jesus	1	18	6:19.267	2	6	1	20.388
St. Germain, Andy	2	17	6:01.762	1	5	1	20.814
Van Alan, Mark	3	17	6:03.200 1.438	2	6	2	20.578
Diaz, Brandon	4	17	6:10.946 7.746	2	5	1	21.450
Bates, Kevin	5	16	6:02.800	1	5	3	21.529
Lee, Pak	6	16	6:04.682 1.882	1	5	4	21.304
Dominguez, Pedro	7	16	6:17.160 12.47	2	6	3	22.243

Top Qualifier is Mujica, Eddie 21/6: 17.844 (Rnd 1)



ROAR Regional On Road Race

Ser#42318

Timing and Scoring by www.RCScoringPro.com

Sponsor	Driver Name	Car	Pos	Laps	Race Time	Behind	Fast Lap	Average Top 5	Top 10	Top 15	Q#
	Mujica, Eddie	3	1	19	6:08.909		17.633	17.771	17.922	18.263	1
	Rodriguez, Fred	1	2	19	6:14.709	5.800	17.408	17.659	17.889	18.259	2
	Cooper, Jared	2	3	17	5:24.829		17.716	18.058	18.324	18.649	3

Car#	1	2	3	4	5	6	7	8	9	10
	Rodriguez	Cooper	Mujica							
1.	1/18.109 20/6:02.1	2/21.095 18/6:19.6	3/24.336 15/6:05.1							
2.	1/17.896 20/6:00.0	2/18.954 18/6:00.4	3/18.097 17/6:00.6							
3.	1/18.175 20/6:01.1	2/18.267 19/6:09.3	3/17.722 18/6:00.9							
4.	1/20.392 20/6:12.8	2/19.208 19/6:08.2	3/18.898 19/6:15.4							
5.	1/18.156 20/6:10.9	2/18.944 19/6:06.5	3/26.541 18/6:20.1							
6.	1/17.540 20/6:07.5	2/18.089 19/6:02.7	3/18.518 18/6:12.3							
7.	1/18.213 20/6:07.0	2/19.127 19/6:02.8	3/17.845 18/6:05.0							
8.	1/18.958 20/6:08.6	2/19.082 19/6:02.8	3/17.983 19/6:19.8							
9.	1/18.028 20/6:07.7	2/23.997 19/6:13.1	3/17.633 19/6:14.8							
10.	1/25.692 19/6:03.2	2/18.428 19/6:10.8	3/17.759 19/6:11.1							
11.	1/18.153 19/6:01.5	2/18.116 19/6:08.4	3/18.137 19/6:08.7							
12.	2/22.750 19/6:07.4	1/18.382 19/6:06.8	3/23.839 19/6:15.7							
13.	3/27.408 19/6:19.2	1/18.143 19/6:05.1	2/17.895 19/6:12.9							
14.	3/18.147 19/6:16.7	1/20.125 19/6:06.3	2/17.995 19/6:10.7							
15.	3/24.972 18/6:03.1	1/18.226 19/6:05.0	2/18.662 19/6:09.6							
16.	3/17.408 19/6:20.0	1/18.930 19/6:04.6	2/20.241 19/6:10.6							
17.	3/19.260 19/6:19.1	1/17.716 19/6:03.0	2/18.156 19/6:09.1							
18.	2/17.945 19/6:17.0		1/18.908 19/6:08.5							
19.	2/17.507 19/6:14.7		1/19.744 19/6:08.9							

Top Qualifiers	Qual#	Laps	Race Time (Difference)	Round	Race	Pos in Race	Fast Lap
Mujica, Eddie	1	21	6:17.844	1	7	1	1.916
Rodriguez, Fred	2	19	6:10.908	1	7	2	17.926
Cooper, Jared	3	18	6:10.523	1	7	3	18.033

Top Qualifier is Diaz, Jesus 17/6: 16.348 (Rnd 1)



ROAR Regional On Road Race

Ser#42318

Timing and Scoring by www.RCScoringPro.com

Sponsor	Driver Name	Car	Pos	Laps	Race Time	Behind	Fast Lap	Average Top 5	Top 10	Top 15	Q#
	Young, Carlos	2	1	16	6:06.351		22.431	22.483	22.575	22.833	2
	Diaz, Jesus	3	2	16	6:09.066	2.715	22.324	22.537	22.681	22.804	1
	Bates, Kevin	1	3	16	6:10.318	3.967	21.735	22.258	22.515	22.984	3

Car#	1	2	3	4	5	6	7	8	9	10
	Bates	Young	Diaz							
1.	3/24.077 15/6:01.1	2/23.849 16/6:21.6	1/23.241 16/6:11.8							
2.	3/24.040 15/6:00.8	2/23.643 16/6:19.9	1/22.590 16/6:06.6							
3.	3/25.555 15/6:08.3	2/22.595 16/6:13.8	1/22.324 16/6:03.5							
4.	3/22.745 15/6:01.5	1/22.527 16/6:10.4	2/26.999 16/6:20.6							
5.	3/22.923 16/6:21.8	1/23.318 16/6:10.9	2/22.931 16/6:17.8							
6.	3/23.005 16/6:19.5	1/23.068 16/6:10.6	2/22.482 16/6:14.8							
7.	3/22.261 16/6:16.2	1/22.431 16/6:08.9	2/22.844 16/6:13.5							
8.	3/21.735 16/6:12.6	1/22.448 16/6:07.7	2/22.833 16/6:12.4							
9.	2/22.474 16/6:11.2	1/22.677 16/6:07.2	3/22.955 16/6:11.9							
10.	2/22.379 16/6:09.9	1/22.468 16/6:06.4	3/22.597 16/6:10.8							
11.	3/24.217 16/6:11.5	1/23.053 16/6:06.6	2/22.921 16/6:10.5							
12.	3/24.095 16/6:12.6	1/22.732 16/6:06.4	2/22.744 16/6:09.9							
13.	3/23.186 16/6:12.5	1/22.582 16/6:06.0	2/23.124 16/6:09.9							
14.	3/22.441 16/6:11.5	1/22.543 16/6:05.6	2/22.691 16/6:09.4							
15.	3/22.658 16/6:10.9	1/23.668 16/6:06.5	2/22.782 16/6:09.1							
16.	3/22.527 16/6:10.3	1/22.749 16/6:06.3	2/23.008 16/6:09.0							

Top Qualifiers	Qual#	Laps	Race Time (Difference)	Round	Race	Pos in Race	Fast Lap
Diaz, Jesus	1	17	6:16.348	1	8	1	21.532
Young, Carlos	2	16	6:06.351	2	8	1	22.431
Bates, Kevin	3	16	6:10.318 3.967	2	8	3	21.735

TC 17.5 Blinky (A Main)

Top Qualifier is Johnston Richard 20/6: 09.463 (Rnd 1)

Round 3

1

ROAR Regional On Road Race

Ser#42318

Timing and Scoring by www.RCScoringPro.com

Sponsor	Driver Name	Car	Pos	Laps	Race Time	Behind	Fast Lap	Average Top 5	Top 10	Top 15	Q#
	Johnston Richard	4	1	21	6:14.991		18.027	18.165	18.334	18.467	1
	Bates, Kevin	1	2	20	6:14.673		18.351	18.525	18.650	18.788	3
	Vega, Laz	2	3	20	6:18.435	3.762	18.453	18.758	18.902	19.078	6
	Diaz, Brandon	7	4	19	6:04.281		18.106	18.496	18.750	19.314	5
	Lee, Pak	5	5	19	6:15.769	11.488	17.954	18.515	18.846	19.363	2
	Young, Carlos	9	6	18	6:08.064		19.580	20.252	20.614	20.951	9
	Dominguez, Pedro	10	7	18	6:16.044	7.980	19.879	20.410	20.762	21.210	10
	Navarro, Eddi	3	8	18	6:24.839	16.775	18.923	19.436	19.881	20.755	8
	Cooper, Jared	6	9	17	6:05.472		18.719	18.952	19.379	20.947	4

Car# 1	2	3	4	5	6	7	8	9	10
Bates	Vega	Navarro	Johnston Richard	Lee	Cooper	Diaz		Young	Dominguez
1. 3/2.771 130/6:00.1	6/3.858 94/6:02.8	7/4.457 81/6:01.2	1/2.340 154/6:00.3	2/2.585 140/6:01.1	4/3.256 111/6:01.8	5/3.711 98/6:03.5		8/4.682 77/6:00.3	9/4.848 75/6:03.7
2. 3/19.427 33/6:06.3	8/24.136 26/6:03.8	5/20.455 29/6:01.1	1/18.457 35/6:04.0	2/19.091 34/6:08.5	4/20.961 30/6:03.2	6/21.736 29/6:09.0		9/26.384 24/6:12.8	7/21.850 27/6:00.4
3. 3/18.653 27/6:07.6	7/19.362 23/6:03.0	4/19.701 25/6:11.7	1/18.096 28/6:02.9	2/17.954 28/6:09.8	6/21.505 24/6:05.7	5/19.485 25/6:14.4		9/21.154 21/6:05.5	8/21.307 23/6:08.0
4. 5/24.075 23/6:13.3	7/18.897 22/6:04.3	3/19.700 23/6:09.7	1/18.454 26/6:12.7	2/19.460 25/6:09.3	6/19.261 23/6:13.6	4/19.798 23/6:12.1		9/19.580 21/6:16.9	8/21.380 21/6:04.2
5. 2/19.143 22/6:09.9	6/25.016 20/6:05.0	4/23.071 21/6:06.9	1/18.027 24/6:01.7	7/32.629 20/6:06.8	9/34.344 19/6:17.4	3/22.305 21/6:05.5		8/20.497 20/6:09.2	5/20.839 20/6:00.8
6. 2/19.149 21/6:01.2	5/19.624 20/6:09.6	4/20.770 20/6:00.5	1/18.470 24/6:15.3	6/19.558 20/6:10.9	9/48.016 15/6:08.3	3/18.536 21/6:09.4		7/20.539 20/6:16.1	8/26.260 19/6:08.8
7. 2/20.129 21/6:10.0	4/18.693 20/6:10.2	6/23.770 20/6:16.9	1/19.197 23/6:11.4	5/19.270 20/6:13.0	9/19.728 16/6:21.8	3/19.271 21/6:14.5		7/21.824 19/6:05.5	8/26.781 18/6:08.3
8. 2/18.806 21/6:13.1	4/18.984 20/6:11.4	6/20.563 19/6:02.1	1/19.201 22/6:03.6	5/19.006 20/6:13.8	9/18.719 16/6:11.5	3/20.423 20/6:03.1		7/21.415 19/6:10.6	8/21.808 18/6:11.4
9. 2/18.555 21/6:14.9	4/19.120 20/6:12.6	6/20.832 19/6:05.8	1/19.148 22/6:10.0	5/18.551 20/6:13.5	9/18.753 16/6:03.6	3/20.771 20/6:08.9		7/21.206 19/6:14.2	8/21.300 18/6:12.7
10. 2/18.865 21/6:17.0	3/18.869 20/6:13.1	6/24.078 19/6:15.0	1/18.217 22/6:13.1	5/23.336 19/6:03.7	9/20.989 16/6:00.8	4/24.259 19/6:01.5		7/21.556 19/6:17.7	8/21.559 18/6:14.2
11. 3/26.445 20/6:14.5	2/19.023 20/6:13.7	5/20.101 19/6:15.6	1/18.533 22/6:16.2	6/26.772 19/6:16.9	9/19.727 17/6:19.0	4/24.295 19/6:10.6		7/20.512 19/6:18.8	8/22.613 18/6:17.2
12. 2/18.728 20/6:14.5	3/19.565 20/6:15.2	5/19.473 19/6:15.2	1/19.150 21/6:02.7	6/18.907 19/6:15.4	9/20.379 17/6:16.3	4/18.960 19/6:09.7		7/21.122 18/6:00.7	8/20.737 18/6:16.9
13. 2/18.651 20/6:14.4	3/19.239 20/6:15.9	5/18.923 19/6:13.9	1/18.880 21/6:05.3	6/19.471 19/6:15.0	9/18.965 17/6:12.1	4/18.616 19/6:08.5		7/20.830 18/6:01.8	8/20.614 18/6:16.4
14. 2/18.821 20/6:14.6	3/19.487 20/6:16.9	6/20.712 19/6:15.3	1/18.645 21/6:07.2	5/19.461 19/6:14.6	9/19.862 17/6:09.7	4/19.232 19/6:08.3		7/22.740 18/6:05.1	8/19.879 18/6:15.1
15. 2/18.550 20/6:14.3	3/19.500 20/6:17.8	5/19.797 19/6:15.4	1/18.860 21/6:09.1	6/22.643 19/6:18.3	9/19.062 17/6:06.6	4/18.780 19/6:07.5		7/21.204 18/6:06.3	8/22.710 18/6:17.3
16. 2/18.516 20/6:14.0	3/18.993 20/6:17.9	5/19.384 19/6:15.0	1/18.661 21/6:10.5	6/18.461 19/6:16.6	9/19.333 17/6:04.2	4/18.774 19/6:06.8		7/20.576 18/6:06.5	8/20.266 18/6:16.5
17. 2/19.003 20/6:14.4	3/18.453 20/6:17.4	6/26.892 18/6:02.8	1/18.612 21/6:11.7	5/18.702 19/6:15.3	9/22.612 17/6:05.4	4/18.106 19/6:05.5		7/20.130 18/6:06.2	8/20.710 18/6:16.3
18. 2/19.124 20/6:14.9	3/19.116 20/6:17.7	8/42.160 17/6:03.4	1/18.606 21/6:12.8	5/19.055 19/6:14.6		4/18.570 19/6:04.8		6/22.113 18/6:08.0	7/20.583 18/6:16.0
19. 2/18.911 20/6:15.0	3/18.876 20/6:17.6		1/18.953 21/6:14.1	5/20.857 19/6:15.7		4/18.653 19/6:04.2			
20. 2/18.351 20/6:14.6	3/19.624 20/6:18.4		1/18.144 21/6:14.4						
21.			1/18.340 21/6:14.9						

USGT (A Main)

Top Qualifier is Vega, Laz 18/6: 03.199 (Rnd 2)

Round 3

2

ROAR Regional On Road Race

Ser#42318

Timing and Scoring by www.RCScoringPro.com

Sponsor	Driver Name	Car	Pos	Laps	Race Time	Behind	Fast Lap	Average Top 5	Top 10	Top 15	Q#
	Vega, Laz	2	1	19	6:04.642		19.436	19.806	19.922	20.021	1
	Van Alan, Mark	3	2	19	6:15.035	10.393	19.281	19.554	19.785	20.039	2
	Dominguez, Pedro	1	3	16	6:04.040		21.264	21.899	22.517	24.049	3

Car#	1	2	3	4	5	6	7	8	9	10
	Dominguez	Vega	Van Alan							
1.	3/3.307 109/6:00.7	1/2.455 147/6:01.6	2/2.877 126/6:02.8							
2.	3/22.633 28/6:03.1	1/20.654 32/6:09.7	2/20.422 31/6:01.1							
3.	3/25.289 22/6:15.6	1/20.220 25/6:01.0	2/20.303 25/6:03.3							
4.	3/22.967 20/6:11.0	1/20.464 23/6:06.7	2/20.481 23/6:08.4							
5.	3/28.670 18/6:10.3	1/19.436 22/6:06.2	2/19.700 22/6:08.6							
6.	3/23.755 18/6:19.8	1/19.935 21/6:01.0	2/19.968 21/6:03.1							
7.	3/21.264 18/6:20.2	1/19.837 21/6:09.0	2/19.810 21/6:10.6							
8.	3/21.718 17/6:00.3	1/19.996 21/6:15.3	2/19.737 21/6:16.1							
9.	3/21.702 17/6:01.3	1/20.076 20/6:02.3	2/22.695 20/6:08.8							
10.	3/22.368 17/6:03.2	1/20.142 20/6:06.4	2/21.005 20/6:14.0							
11.	3/24.682 17/6:08.3	1/20.122 20/6:09.7	2/19.389 20/6:15.2							
12.	3/23.127 17/6:10.4	1/20.143 20/6:12.4	2/19.727 20/6:16.8							
13.	3/32.441 16/6:01.7	1/19.927 20/6:14.4	2/19.672 20/6:18.1							
14.	3/24.476 16/6:03.8	1/19.894 20/6:16.1	2/19.281 20/6:18.6							
15.	3/23.200 16/6:04.3	1/20.708 20/6:18.6	2/26.235 19/6:08.9							
16.	3/22.441 16/6:04.0	1/20.514 19/6:01.6	2/20.302 19/6:10.0							
17.		1/20.120 19/6:02.8	2/22.649 19/6:13.5							
18.		1/20.051 19/6:03.8	2/20.259 19/6:14.2							
19.		1/19.948 19/6:04.6	2/20.523 19/6:15.0							

F-1 (A Main)

Round 3

Top Qualifier is Diaz, Jesus 18/6: 19.267 (Rnd 2)

4

ROAR Regional On Road Race

Ser#42318

Timing and Scoring by www.RCScorePro.com

Sponsor	Driver Name	Car	Pos	Laps	Race Time	Behind	Fast Lap	Average Top 5	Top 10	Top 15	Q#
	Diaz, Jesus	3	1	18	6:08.420		20.443	20.694	20.924	21.214	1
	Van Alan, Mark	1	2	18	6:15.865	7.445	20.504	20.863	21.130	21.415	3
	Diaz, Brandon	2	3	18	6:23.029	14.609	21.215	21.332	21.576	21.820	4
	Bates, Kevin	5	4	17	6:16.170		20.996	21.600	22.045	22.893	5
	Lee, Pak	6	5	17	6:25.945	9.775	21.583	21.815	22.044	23.476	6
	Dominguez, Pedro	7	6	16	6:28.889		22.341	23.274	24.441	25.631	7

Car# 1	2	3	4	5	6	7	8	9	10
Van Alan	Diaz	Diaz		Bates	Lee	Dominguez			
1. 2/2.844 127/6:00.6	3/3.256 111/6:01.8	1/2.382 152/6:01.7		4/3.796 95/6:01.0	5/4.055 89/6:00.4	6/4.423 82/6:02.4			
2. 2/21.367 30/6:03.1	3/22.205 29/6:09.1	1/20.759 32/6:10.2		4/22.068 28/6:02.0	6/28.543 23/6:14.9	5/28.070 23/6:13.6			
3. 2/20.850 24/6:00.4	3/22.266 23/6:05.9	1/21.070 25/6:08.4		4/22.784 23/6:12.9	5/23.314 20/6:12.7	6/25.526 19/6:07.4			
4. 2/21.253 22/6:04.7	3/21.536 21/6:03.6	1/20.506 23/6:12.1		4/22.773 21/6:14.9	5/21.895 19/6:09.5	6/22.341 18/6:01.6			
5. 2/20.955 21/6:06.5	3/22.346 20/6:06.4	1/21.175 21/6:00.7		4/21.365 20/6:11.1	5/22.414 18/6:00.7	6/23.207 18/6:12.8			
6. 2/20.986 20/6:00.8	3/21.466 20/6:16.9	1/20.443 21/6:12.1		4/22.115 19/6:03.8	5/21.583 18/6:05.4	6/23.593 17/6:00.2			
7. 2/20.504 20/6:07.8	3/21.972 19/6:06.5	1/21.311 20/6:04.7		4/22.265 19/6:12.3	5/22.067 18/6:09.9	6/26.606 17/6:13.4			
8. 2/21.018 20/6:14.4	3/21.305 19/6:11.3	1/20.883 20/6:11.3		4/20.996 19/6:15.6	5/21.892 18/6:12.9	6/27.138 16/6:01.8			
9. 2/21.328 19/6:01.2	3/21.400 19/6:15.2	1/21.125 20/6:17.0		4/21.455 19/6:19.1	5/22.100 18/6:15.7	6/23.904 16/6:04.1			
10. 2/21.556 19/6:06.0	3/22.367 18/6:00.2	1/20.878 19/6:02.0		4/24.753 18/6:07.8	5/22.705 18/6:19.0	6/25.087 16/6:07.8			
11. 2/21.482 19/6:09.8	3/21.275 18/6:02.2	1/21.088 19/6:05.5		4/24.091 18/6:13.8	5/28.538 17/6:09.5	6/23.325 16/6:08.3			
12. 2/22.361 19/6:14.4	3/21.531 18/6:04.3	1/21.341 19/6:08.8		4/22.135 18/6:15.8	5/21.948 17/6:09.8	6/24.678 16/6:10.5			
13. 2/21.585 19/6:17.2	3/21.215 18/6:05.7	1/21.594 19/6:12.0		4/22.491 18/6:18.1	5/21.758 17/6:09.8	6/26.795 16/6:15.0			
14. 2/21.736 19/6:19.7	3/22.003 18/6:07.8	1/21.652 19/6:14.8		4/23.034 18/6:20.7	5/22.078 17/6:10.2	6/26.999 16/6:19.0			
15. 2/22.050 18/6:02.2	3/22.056 18/6:09.8	1/21.583 19/6:17.2		4/23.180 17/6:01.8	5/27.086 17/6:16.2	6/26.141 16/6:21.6			
16. 2/24.166 18/6:06.7	3/22.364 18/6:11.8	1/22.801 18/6:00.6		4/27.894 17/6:08.8	5/24.212 17/6:18.4	6/31.056 15/6:04.5			
17. 2/22.187 18/6:08.7	3/25.494 18/6:17.0	1/23.254 18/6:04.0		4/28.975 17/6:16.1	5/29.757 16/6:03.2				
18. 2/27.637 18/6:15.8	3/26.972 17/6:01.7	1/24.575 18/6:08.4							

Nitro (A Main)

Top Qualifier is Mujica, Eddie 21/6: 17.844 (Rnd 1)

Round 3

5

ROAR Regional On Road Race

Ser#42318

Timing and Scoring by www.RCScoringPro.com

Sponsor	Driver Name	Car	Pos	Laps	Race Time	Behind	Fast Lap	Average Top 5	Top 10	Top 15	Q#
	Mujica, Eddie	3	1	33	10:10.421		16.966	17.256	17.424	17.554	1
	Cooper, Jared	2	2	31	10:13.268		17.870	18.189	18.421	18.552	3
	Rodriguez, Fred	1	3	30	10:07.639		17.375	17.829	17.969	18.130	2

Car#	1	2	3	4	5	6	7	8	9	10
	Rodriguez	Cooper	Mujica							
1.	1/3.890 155/10:02.9	2/4.674 129/10:02.4	3/5.489 110/10:03.8							
2.	1/18.854 53/10:02.6	2/19.050 51/10:04.8	3/18.316 51/10:06.8							
3.	1/18.023 45/10:11.5	3/21.296 40/10:00.2	2/19.587 42/10:07.4							
4.	1/17.942 41/10:01.7	3/18.463 38/10:03.0	2/18.272 39/10:01.1							
5.	1/18.168 40/10:15.0	3/18.029 37/10:03.1	2/17.859 38/10:04.3							
6.	1/18.042 38/10:01.1	3/18.754 36/10:01.6	2/17.669 38/10:15.5							
7.	1/19.104 37/10:02.6	3/19.031 36/10:13.5	2/17.414 37/10:05.7							
8.	1/18.150 37/10:11.2	3/18.850 35/10:04.4	2/17.799 37/10:12.3							
9.	1/26.985 34/10:01.2	2/22.772 34/10:07.9	3/41.461 32/10:18.2							
10.	1/18.728 34/10:04.8	2/19.659 34/10:13.9	3/18.346 32/10:15.0							
11.	1/24.443 33/10:06.9	2/29.269 32/10:10.4	3/17.939 32/10:11.3							
12.	1/18.021 33/10:05.9	3/18.775 32/10:09.6	2/17.723 32/10:07.6							
13.	1/18.780 33/10:07.0	3/18.852 32/10:09.1	2/17.379 32/10:03.6							
14.	1/18.612 33/10:07.5	3/18.915 32/10:08.8	2/17.357 32/10:00.2							
15.	1/18.682 33/10:08.1	3/18.349 32/10:07.4	2/17.640 33/10:16.5							
16.	1/18.300 33/10:07.8	3/18.594 32/10:06.6	2/16.966 33/10:13.0							
17.	1/18.799 33/10:08.5	3/19.106 32/10:06.9	2/23.904 32/10:04.4							
18.	1/18.125 33/10:08.0	3/19.346 32/10:07.6	2/17.517 32/10:02.0							
19.	3/31.008 32/10:10.7	2/19.378 32/10:08.2	1/18.257 32/10:01.0							
20.	3/20.120 32/10:12.4	2/18.870 32/10:08.0	1/17.311 33/10:17.4							
21.	2/17.785 32/10:10.3	3/40.055 30/10:00.1	1/17.946 33/10:16.2							
22.	2/18.786 32/10:09.9	3/17.870 31/10:17.1	1/17.895 33/10:15.0							
23.	2/17.375 32/10:07.6	3/18.409 31/10:15.1	1/18.222 33/10:14.4							
24.	2/18.814 32/10:07.3	3/18.721 31/10:13.6	1/18.126 33/10:13.7							
25.	2/18.160 32/10:06.3	3/18.290 31/10:11.7	1/18.298 33/10:13.3							
26.	2/18.491 32/10:05.7	3/24.382 31/10:17.3	1/17.756 33/10:12.3							
27.	2/19.291 32/10:06.1	3/18.930 31/10:16.1	1/19.409 33/10:13.3							
28.	3/57.999 30/10:10.1	2/20.251 31/10:16.6	1/18.850 33/10:13.6							
29.	3/20.093 30/10:09.9	2/18.820 31/10:15.4	1/17.269 33/10:12.1							
30.	3/18.069 30/10:07.6	2/18.777 31/10:14.3	1/17.758 33/10:11.3							

Car#	1	2	3	4	5	6	7	8	9	10
	Rodriguez	Cooper	Mujica							
31.		2/18.731 31/10:13.2	1/18.152 33/10:10.9							
32.			1/18.169 33/10:10.5							
33.			1/18.366 33/10:10.4							

VTA (A Main)

Round 3

Top Qualifier is Diaz, Jesus 17/6: 16.348 (Rnd 1)



ROAR Regional On Road Race

Ser#42318

Timing and Scoring by www.RCScoringPro.com

Sponsor	Driver Name	Car	Pos	Laps	Race Time	Behind	Fast Lap	Average Top 5	Top 10	Top 15	Q#
	Diaz, Jesus	3	1	17	6:06.189		2.704	18.397	20.478	21.264	1
	Young, Carlos	2	2	17	6:20.079	13.890	3.075	18.302	20.499	21.687	2
	Bates, Kevin	1	3	16	6:19.262		3.524	18.570	20.760	22.911	3

Car#	1	2	3	4	5	6	7	8	9	10
	Bates	Young	Diaz							
1.	3/3.524 103/6:02.5	2/3.075 117/6:00.3	1/2.704 134/6:01.8							
2.	3/28.782 23/6:11.5	2/23.832 27/6:03.2	1/22.788 29/6:09.6							
3.	3/23.422 20/6:11.5	2/22.123 23/6:15.8	1/22.311 23/6:06.4							
4.	3/23.080 19/6:14.3	2/22.071 21/6:13.2	1/22.347 21/6:08.2							
5.	3/22.518 18/6:04.7	2/22.111 20/6:12.8	1/22.186 20/6:09.3							
6.	3/22.947 18/6:12.8	2/22.522 19/6:06.4	1/22.623 19/6:04.0							
7.	3/26.662 17/6:06.5	2/23.031 19/6:16.6	1/22.437 19/6:12.9							
8.	3/35.594 16/6:13.0	2/23.508 18/6:05.1	1/22.506 19/6:19.7							
9.	3/22.578 16/6:11.7	2/23.253 18/6:11.0	1/23.131 18/6:06.0							
10.	3/22.718 16/6:10.9	2/27.592 17/6:02.3	1/22.500 18/6:09.9							
11.	3/21.975 16/6:09.1	2/22.603 17/6:04.2	1/22.606 18/6:13.3							
12.	3/22.419 16/6:08.2	2/22.517 17/6:05.8	1/22.992 18/6:16.6							
13.	3/22.415 16/6:07.5	2/24.668 17/6:09.9	1/24.091 18/6:21.0							
14.	3/29.405 16/6:14.9	2/27.181 17/6:16.5	1/22.766 17/6:01.8							
15.	3/24.656 16/6:16.2	2/22.130 17/6:16.5	1/22.920 17/6:03.6							
16.	3/26.567 16/6:19.2	2/22.808 17/6:17.2	1/22.719 17/6:05.1							
17.		2/25.054 17/6:20.0	1/22.562 17/6:06.1							