

# Nitro Buggy


Round 1

1

## FORCS VI Race 2

Ser#42318

Timing and Scoring by [www.RCScoringPro.com](http://www.RCScoringPro.com)

Sponsor	Driver Name	Car	Pos	Laps	Race Time	Behind	Fast Lap	Average Top 5	Top 10	Top 15	Q#
	Perez, Luis	3	<b>1</b>	11	5:02.551		26.677	26.916	27.290		1
	Garcia, Nelson	4	<b>2</b>	11	5:18.048	15.497	26.763	27.551	28.395		2
	Gibson, Adrian	2	<b>3</b>	11	5:24.850	22.299	26.991	27.865	29.102		3
	Cox, Brett	1	<b>4</b>	11	5:29.676	27.125	27.008	27.583	29.403		4

Car#	1	2	3	4	5	6	7	8	9	10
	Cox	Gibson	Perez	Garcia						
1.	4/35.647	3/30.675	1/27.670	2/30.083						
2.	4/29.582	3/33.832	1/29.652	2/27.998						
3.	4/34.696	3/32.317	1/27.120	2/27.794						
4.	4/29.700	3/26.991	1/27.018	2/28.488						
5.	4/27.008	3/30.035	1/27.636	2/28.857						
6.	4/27.951	3/27.099	1/26.677	2/29.862						
7.	4/27.145	3/28.484	1/27.108	2/28.901						
8.	4/27.707	3/28.766	1/27.521	2/28.186						
9.	4/28.102	3/29.083	1/26.826	2/27.014						
10.	4/32.400	3/29.584	1/28.372	2/26.763						
11.	4/29.738	3/27.984	1/26.951	2/34.102						

# Mod 4WD Buggy

Round 1

**2**

## FORCS VI Race 2

Ser#42318

Timing and Scoring by [www.RCScoringPro.com](http://www.RCScoringPro.com)

Sponsor	Driver Name	Car	Pos	Laps	Race Time	Behind	Fast Lap	Average Top 5	Top 10	Top 15	Q#
	Record, Corey	2	1	12	5:09.085		24.658	25.233	25.582		1
	Romano, Robert	6	2	12	5:16.113	7.028	25.908	26.062	26.220		2
	Baio, Joe	1	3	11	5:17.676		26.713	27.803	28.594		3
	Hernandez, Stephen	5	4	10	5:02.826		28.013	28.230	30.283		4
	Honcho, Mke	7	5	10	5:05.288	2.462	28.341	29.039	30.529		5
	Johnas, Billy	3	6	5	2:45.367		29.193	33.073			6
	Hancock, John	4	7	4	2:01.722		27.885				7

Car#	1	2	3	4	5	6	7	8	9	10
	Baio	Record	Johnas	Hancock	Hernandez	Romano	Honcho			
1.	3/29.402	1/26.464	5/30.160	4/29.840	7/35.699	2/26.476	6/31.678			
2.	3/26.713	1/25.521	7/38.413	4/27.885	6/28.576	2/26.471	5/29.406			
3.	3/27.762	1/25.591	7/29.684	4/31.431	6/28.253	2/27.227	5/28.706			
4.	3/29.489	1/24.658	7/37.917	5/32.566	6/32.637	2/26.505	4/31.441			
5.	3/29.483	1/26.802	6/29.193		5/28.110	2/26.280	4/29.348			
6.	3/28.946	1/26.181			4/29.231	2/26.039	5/34.357			
7.	3/28.826	1/26.225			4/28.199	2/26.116	5/29.394			
8.	3/27.498	1/25.174			5/34.260	2/26.687	4/28.341			
9.	3/31.741	1/25.690			5/28.013	2/26.142	4/29.766			
10.	3/28.217	1/25.839			4/29.848	2/25.908	5/32.851			
11.	3/29.599	1/25.223				2/26.156				
12.		1/25.717				2/26.106				

Top Qualifiers	Qual#	Laps	Race Time (Difference)	Round	Race	Pos in Race	Fast Lap
Record, Corey	1	12	5:09.085	1	2	1	24.658
Romano, Robert	2	12	5:16.113 7.028	1	2	2	25.908
Baio, Joe	3	11	5:17.676	1	2	3	26.713
Hernandez, Stephen	4	10	5:02.826	1	2	4	28.013
Honcho, Mike	5	10	5:05.288 2.462	1	2	5	28.341
Johnas, Billy	6	5	2:45.367	1	2	6	29.193
Hancock, John	7	4	2:01.722	1	2	7	27.885

# Mod 4WD Buggy

Top Qualifier is Record, Corey 12/5:09.085 (Rnd 1)


Round 1

**3**

## FORCS VI Race 2

Ser#42318

Timing and Scoring by [www.RCScoringPro.com](http://www.RCScoringPro.com)

Sponsor	Driver Name	Car	Pos	Laps	Race Time	Behind	Fast Lap	Average Top 5	Top 10	Top 15	Q#
	Bankin, Max	3	1	12	5:25.116		25.781	26.214	26.715		3
	Karam, Neil	6	2	11	5:12.210		27.079	27.491	27.967		4
	Davila, Daniel	1	3	11	5:17.434	5.224	26.469	27.614	28.441		5
	Gardner, Joel	5	4	10	5:01.619		28.228	28.833	30.162		7
	Lee, Pak	4	5	10	5:04.713	3.094	29.176	29.442	30.471		9
	Hyppolight, Dave	2	6	0							13

Car#	1	2	3	4	5	6	7	8	9	10
	Davila	Hyppolight	Bankin	Lee	Gardner	Karam				
1.	3/29.336		2/28.869	4/30.501	5/33.271	1/28.446				
2.	3/28.199		1/26.545	4/30.039	5/30.059	2/27.139				
3.	3/29.156		1/26.487	4/30.347	5/28.441	2/27.601				
4.	3/30.530		1/26.963	5/29.286	4/28.228	2/28.281				
5.	3/27.946		1/27.940	5/30.505	4/29.950	2/28.888				
6.	3/28.121		1/26.406	5/29.260	4/29.488	2/28.093				
7.	3/28.570		1/26.143	4/29.176	5/29.979	2/27.623				
8.	3/26.469		1/29.098	5/34.964	4/34.193	2/28.012				
9.	3/28.750		1/27.680	5/31.187	4/29.178	2/28.508				
10.	3/27.336		1/26.251	5/29.448	4/28.832	2/27.079				
11.	3/33.021		1/25.781			2/32.540				
12.			1/26.953							

Top Qualifiers	Qual#	Laps	Race Time (Difference)	Round	Race	Pos in Race	Fast Lap
Record, Corey	1	12	5:09.085	1	2	1	24.658
Romano, Robert	2	12	5:16.113 7.028	1	2	2	25.908
Bankin, Max	3	12	5:25.116 9.003	1	3	1	25.781
Karam, Neil	4	11	5:12.210	1	3	2	27.079
Davila, Daniel	5	11	5:17.434 5.224	1	3	3	26.469
Baio, Joe	6	11	5:17.676 0.242	1	2	3	26.713
Gardner, Joel	7	10	5:01.619	1	3	4	28.228
Hernandez, Stephen	8	10	5:02.826 1.207	1	2	4	28.013
Lee, Pak	9	10	5:04.713 1.887	1	3	5	29.176
Honcho, Mike	10	10	5:05.288 0.575	1	2	5	28.341

## FORCS VI Race 2

Ser#42318

Timing and Scoring by [www.RCScorePro.com](http://www.RCScorePro.com)

Sponsor	Driver Name	Car	Pos	Laps	Race Time	Behind	Fast Lap	Average Top 5	Top 10	Top 15	Q#
	Bates, Kevin	3	1	11	5:00.783		25.846	26.246	26.916		1
	Kretzschmar, Loren	10	2	11	5:00.884	0.101	26.388	26.888	27.263		2
	Jacobs, Rick	4	3	11	5:12.460	11.677	26.371	26.842	27.677		3
	Murciano, Aaron	7	4	11	5:49.053	48.270	25.853	26.946	29.544		4
	Gibson, Adrian	2	5	10	5:01.140		27.204	28.678	30.114		5
	Diaz, Mke	1	6	10	5:04.554	3.414	27.192	28.280	30.455		6
	Blume, Richard	8	7	10	5:07.589	6.449	27.333	28.339	30.759		7
	Johnas, Billy	6	8	10	5:26.435	25.295	28.340	29.186	32.643		8
	Romashkin, Stephen	5	9	9	5:08.528		28.496	30.196			9
	Louis, Richard	9	10	9	5:11.390	2.862	30.645	31.695			10

Car#	1	2	3	4	5	6	7	8	9	10
	Diaz	Gibson	Bates	Jacobs	Romashkin	Johnas	Murciano	Blume	Louis	Kretzschmar
1.	6/30.445	8/31.726	1/26.346	3/28.676	5/30.399	9/31.919	7/31.160	4/29.166	10/32.806	2/26.388
2.	6/31.137	7/31.822	1/26.352	3/26.543	8/35.479	5/28.340	4/27.390	9/37.199	10/37.564	2/26.973
3.	6/32.037	7/32.925	1/27.298	3/26.371	9/35.816	5/29.192	4/27.151	8/33.931	10/43.547	2/28.102
4.	5/28.390	6/30.585	1/25.846	3/27.322	8/28.990	9/46.683	4/27.569	7/28.875	10/31.196	2/27.239
5.	5/33.260	6/29.998	1/26.437	3/27.386	8/34.913	9/30.590	4/40.099	7/34.201	10/32.051	2/27.192
6.	5/31.728	4/27.204	1/26.621	3/27.174	8/28.735	9/33.653	6/33.740	7/27.690	10/36.089	2/26.991
7.	6/34.993	5/30.694	1/28.998	3/29.050	8/34.362	9/34.886	4/26.768	7/31.395	10/30.645	2/27.849
8.	6/27.865	5/28.976	2/31.624	3/27.984	8/28.496	9/28.636	4/25.853	7/28.851	10/35.716	1/28.251
9.	6/27.507	5/27.760	2/27.315	3/26.802	9/51.338	8/33.366	4/27.985	7/27.333	10/31.776	1/27.316
10.	6/27.192	5/29.450	2/27.695	3/29.458		8/29.170	4/27.727	7/28.948		1/27.688
11.			1/26.251	3/35.694			4/53.611			2/26.895

Top Qualifiers	Qual#	Laps	Race Time (Difference)		Round	Race	Pos in Race	Fast Lap
Bates, Kevin	1	11	5:00.783		1	4	1	25.846
Kretzschmar, Loren	2	11	5:00.884	0.101	1	4	2	26.388
Jacobs, Rick	3	11	5:12.460	11.57	1	4	3	26.371
Murciano, Aaron	4	11	5:49.053	36.59	1	4	4	25.853
Gibson, Adrian	5	10	5:01.140		1	4	5	27.204
Diaz, Mike	6	10	5:04.554	3.414	1	4	6	27.192
Blume, Richard	7	10	5:07.589	3.035	1	4	7	27.333
Johnas, Billy	8	10	5:26.435	18.84	1	4	8	28.340
Romashkin, Stephen	9	9	5:08.528		1	4	9	28.496
Louis, Richard	10	9	5:11.390	2.862	1	4	10	30.645

# Electric Buggy

Top Qualifier is Bates, Kevin 11/5:00.783 (Rnd 1)

Round 1

5

## FORCS VI Race 2

Ser#42318

Timing and Scoring by [www.RCScoringPro.com](http://www.RCScoringPro.com)

Sponsor	Driver Name	Car	Pos	Laps	Race Time	Behind	Fast Lap	Average Top 5	Top 10	Top 15	Q#
	Lopez, Jader	6	1	12	5:03.244		24.004	24.467	25.051		1
	Paulins, Matt	1	2	12	5:10.742	7.498	25.433	25.646	25.809		2
	Perez, Luis	3	3	12	5:16.865	13.621	24.928	25.440	26.013		3
	Romano, Robert	5	4	12	5:17.861	14.617	24.850	25.184	26.111		4
	Davis, Teddy	2	5	11	5:08.821		26.424	27.189	27.920		7
	Parra, Nicholas	7	6	11	5:09.148	0.327	27.155	27.579	28.007		8
	Karam, Neil	8	7	11	5:15.300	6.479	27.178	27.535	27.997		10
	Hernandez, Johnathan	9	8	11	5:20.406	11.585	26.240	27.171	28.710		11
	Hyppolight, Hans	4	9	8	5:29.554		34.208	37.215			19

Car#	1	2	3	4	5	6	7	8	9	10
	Paulins	Davis	Perez	Hyppolight	Romano	Lopez	Parra	Karam	Hernandez	
1.	2/26.567	7/28.826	3/26.588	9/41.509	4/27.744	1/24.313	5/28.455	8/35.328	6/28.467	
2.	2/25.989	6/28.393	3/26.542	9/34.208	4/25.477	1/26.388	5/27.517	8/28.369	7/30.920	
3.	2/25.892	6/28.306	4/26.380	9/47.727	3/26.140	1/24.884	5/28.897	8/28.217	7/31.338	
4.	2/25.982	5/27.503	3/24.928	9/37.206	4/27.318	1/25.044	6/29.075	7/28.067	8/33.311	
5.	2/25.736	5/27.127	3/26.172	9/36.792	4/24.850	1/24.783	6/28.608	7/28.412	8/28.202	
6.	2/25.593	5/29.190	3/25.956	9/36.358	4/25.283	1/26.322	6/27.155	7/27.232	8/27.881	
7.	2/25.433	6/28.539	3/25.060	9/41.697	4/28.528	1/25.917	5/27.793	7/27.178	8/27.152	
8.	2/25.808	5/26.424	3/28.590	9/54.057	4/25.306	1/24.352	6/28.047	7/28.236	8/28.596	
9.	2/26.088	5/27.498	4/27.245		3/26.004	1/25.777	6/28.170	7/27.569	8/26.240	
10.	2/25.658	5/27.395	4/25.624		3/25.003	1/24.004	6/27.590	7/27.630	8/31.919	
11.	2/25.963	5/29.620	4/28.149		3/27.989	1/25.117	6/27.841	7/29.062	8/26.380	
12.	2/26.033		3/25.631		4/28.219	1/26.343				

Top Qualifiers	Qual#	Laps	Race Time (Difference)	Round	Race	Pos in Race	Fast Lap
Lopez, Jader	1	12	5:03.244	1	5	1	24.004
Paulins, Matt	2	12	5:10.742 7.498	1	5	2	25.433
Perez, Luis	3	12	5:16.865 6.123	1	5	3	24.928
Romano, Robert	4	12	5:17.861 0.996	1	5	4	24.850
Bates, Kevin	5	11	5:00.783	1	4	1	25.846
Kretschmar, Loren	6	11	5:00.884 0.101	1	4	2	26.388
Davis, Teddy	7	11	5:08.821 7.937	1	5	5	26.424
Parra, Nicholas	8	11	5:09.148 0.327	1	5	6	27.155
Jacobs, Rick	9	11	5:12.460 3.312	1	4	3	26.371
Karam, Neil	10	11	5:15.300 2.840	1	5	7	27.178

# Electric Buggy

Top Qualifier is Lopez, Jader 12/5: 03.244 (Rnd 1)

Round 1

6

## FORCS VI Race 2

Ser#42318

Timing and Scoring by [www.RCScoringPro.com](http://www.RCScoringPro.com)

Sponsor	Driver Name	Car	Pos	Laps	Race Time	Behind	Fast Lap	Average Top 5	Top 10	Top 15	Q#
	Garcia, Nelson	2	1	12	5:21.095		24.901	25.595	26.169		5
	Davila, Daniel	4	2	12	5:25.760	4.665	26.149	26.454	26.949		6
	Neumann, Kevin	5	3	11	5:02.731		25.736	26.226	27.102		9
	Bankin, Max	3	4	11	5:07.811	5.080	25.443	25.915	27.412		10
	Cox, Joshua	7	5	11	5:08.884	6.153	26.826	27.143	27.840		12
	MacLellan, Alex	6	6	11	5:17.785	15.054	25.481	26.200	28.251		16
	Bilogan, Steve	9	7	11	5:28.817	26.086	26.863	28.281	29.566		18
	Lee, Pak	1	8	10	5:01.575		27.664	28.348	30.158		21
	Crawlz, Rocky	8	9	7	3:46.403		30.077	31.137			28

Car#	1	2	3	4	5	6	7	8	9	10
	Lee	Garcia	Bankin	Davila	Neumann	MacLellan	Cox	Crawlz	Bilogan	
1.	6/28.303	1/25.499	2/26.444	5/28.148	7/29.715	3/26.508	4/27.871	8/30.156	9/30.577	
2.	7/28.130	1/26.063	2/26.218	4/27.372	6/25.960	3/27.111	5/27.668	9/32.610	8/32.026	
3.	7/31.202	2/27.156	1/25.790	4/26.234	5/28.076	3/25.481	6/30.111	9/36.735	8/28.766	
4.	7/29.440	2/27.071	1/25.963	4/27.644	5/28.385	3/27.757	6/27.333	9/32.028	8/29.085	
5.	7/32.717	1/25.872	3/32.514	4/27.671	5/26.520	2/25.818	6/30.488	9/30.812	8/29.661	
6.	8/29.199	1/25.779	5/30.328	2/27.159	4/26.841	3/32.534	6/27.303	9/30.077	7/28.718	
7.	8/33.949	1/26.705	5/26.380	3/28.122	2/26.312	4/27.160	6/27.369	9/33.985	7/32.910	
8.	8/28.442	1/27.723	4/28.881	2/26.163	3/26.878	5/31.133	6/26.826		7/28.980	
9.	8/32.529	1/24.901	5/33.689	3/26.563	2/25.736	6/32.925	4/26.882		7/28.078	
10.	8/27.664	1/26.717	5/25.443	3/26.149	2/26.602	6/26.080	4/29.093		7/26.863	
11.		1/31.685	4/26.161	2/27.359	3/31.706	6/35.278	5/27.940		7/33.153	
12.		1/25.924		2/27.176						

Top Qualifiers	Qual#	Laps	Race Time (Difference)		Round	Race	Pos in Race	Fast Lap
Lopez, Jader	1	12	5:03.244		1	5	1	24.004
Paulins, Matt	2	12	5:10.742	7.498	1	5	2	25.433
Perez, Luis	3	12	5:16.865	6.123	1	5	3	24.928
Romano, Robert	4	12	5:17.861	0.996	1	5	4	24.850
Garcia, Nelson	5	12	5:21.095	3.234	1	6	1	24.901
Davila, Daniel	6	12	5:25.760	4.665	1	6	2	26.149
Bates, Kevin	7	11	5:00.783		1	4	1	25.846
Kretzschmar, Loren	8	11	5:00.884	0.101	1	4	2	26.388
Neumann, Kevin	9	11	5:02.731	1.847	1	6	3	25.736
Bankin, Max	10	11	5:07.811	5.080	1	6	4	25.443

# Tenth Scale Truggy

Round 1



## FORCS VI Race 2

Ser#42318

Timing and Scoring by [www.RCScoringPro.com](http://www.RCScoringPro.com)

Sponsor	Driver Name	Car	Pos	Laps	Race Time	Behind	Fast Lap	Average Top 5	Top 10	Top 15	Q#
	Record, Corey	4	1	12	5:14.811		24.646	24.981	25.525		1
	Bates, Kevin	1	2	12	5:20.262	5.451	24.728	25.205	26.072		2
	Kretzschmar, Loren	8	3	11	4:57.510		25.135	26.065	26.887		3
	Torres, Rodelay	3	4	10	4:59.755		27.351	27.965	29.975		4
	Diaz, Mke	7	5	10	5:06.522	6.767	25.860	27.060	30.652		5
	Baio, Joe	6	6	10	5:08.592	8.837	27.267	29.049	30.859		6
	Sabi, Kemo	5	7	9	5:00.783		29.910	31.871			7
	Hancock, John	2	8	3	1:22.789		27.247				8

Car# 1	2	3	4	5	6	7	8	9	10
Bates	Hancock	Torres	Record	Sabi	Baio	Diaz	Kretzschmar		
1. 1/24.728	6/27.868	8/33.145	2/25.055	7/29.915	5/27.267	3/26.538	4/26.872		
2. 2/27.476	5/27.247	7/27.624	1/25.093	8/35.309	6/31.622	3/26.529	4/28.154		
3. 1/24.973	5/27.674	7/31.934	2/30.121	8/34.843	6/27.362	4/29.585	3/25.689		
4. 1/25.086		6/27.351	2/24.646	7/35.630	5/33.309	4/30.170	3/27.423		
5. 1/26.524		5/30.854	2/29.445	7/35.647	6/32.169	4/26.786	3/26.450		
6. 1/26.686		6/31.040	2/26.197	7/32.819	5/28.402	4/25.860	3/27.098		
7. 1/27.838		5/28.517	2/25.870	7/32.243	6/32.507	4/32.173	3/26.180		
8. 1/27.732		5/27.487	2/25.786	7/29.910	6/32.656	4/34.452	3/28.411		
9. 2/26.279		5/28.844	1/25.015	7/34.467	6/30.590	4/32.243	3/25.135		
10. 2/25.939		4/32.959	1/25.586		6/32.708	5/42.186	3/27.462		
11. 1/25.298			2/26.899				3/28.636		
12. 2/31.703			1/25.098						

Top Qualifiers	Qual#	Laps	Race Time (Difference)	Round	Race	Pos in Race	Fast Lap
Record, Corey	1	12	5:14.811	1	7	1	24.646
Bates, Kevin	2	12	5:20.262 5.451	1	7	2	24.728
Kretzschmar, Loren	3	11	4:57.510	1	7	3	25.135
Torres, Rodelay	4	10	4:59.755	1	7	4	27.351
Diaz, Mike	5	10	5:06.522 6.767	1	7	5	25.860
Baio, Joe	6	10	5:08.592 2.070	1	7	6	27.267
Sabi, Kemo	7	9	5:00.783	1	7	7	29.910
Hancock, John	8	3	1:22.789	1	7	8	27.247

# 4WD Short Course

Round 1

8

## FORCS VI Race 2

Ser#42318

Timing and Scoring by [www.RCScoringPro.com](http://www.RCScoringPro.com)

Sponsor	Driver Name	Car	Pos	Laps	Race Time	Behind	Fast Lap	Average Top 5	Top 10	Top 15	Q#
	Bilogan, Steve	2	1	10	5:17.874		29.204	30.317	31.787		1
	Louis, Richard	3	2	10	5:32.350	14.476	30.342	30.825	33.235		2
	Panda	4	3	8	5:03.035		34.038	35.879			3
	Dominguez, Pedro	5	4	8	5:03.114	0.079	30.427	31.897			4
	Hyppolight, Hans	1	5	7	5:03.086		36.343	40.478			5
	Hyppolight, Dave	6	6	6	5:36.247		43.027	52.174			6

Car#	1	2	3	4	5	6	7	8	9	10
	Hyppolight	Bilogan	Louis	Panda	ominguez.Pedr	Hyppolight				
1.	5/54.541	2/31.520	1/31.474	3/41.201	4/48.316	6/75.375				
2.	5/43.684	1/30.482	2/35.873	3/36.172	4/34.659	6/69.780				
3.	4/38.827	1/35.837	2/32.118	3/41.549	5/56.837	6/43.027				
4.	4/36.343	1/30.728	2/30.342	3/38.627	5/38.478	6/46.920				
5.	5/44.958	2/32.701	1/30.482	3/34.038	4/31.094	6/55.319				
6.	5/46.156	1/31.326	2/39.806	3/40.892	4/30.427	6/45.826				
7.	5/38.577	1/29.204	2/30.460	3/34.826	4/32.782					
8.		1/29.843	2/31.365	3/35.730	4/30.521					
9.		1/31.764	2/34.063							
10.		1/34.469	2/36.367							

	Top Qualifiers	Qual#	Laps	Race Time (Difference)	Round	Race	Pos in Race	Fast Lap
	Bilogan, Steve	1	10	5:17.874	1	8	1	29.204
	Louis, Richard	2	10	5:32.350 14.47	1	8	2	30.342
	Panda	3	8	5:03.035	1	8	3	34.038
	Dominguez, Pedro	4	8	5:03.114 0.079	1	8	4	30.427
	Hyppolight, Hans	5	7	5:03.086	1	8	5	36.343
	Hyppolight, Dave	6	6	5:36.247	1	8	6	43.027



# 4WD Short Course

Top Qualifier is Bilogan, Steve 10/5: 17.874 (Rnd 1)

Round 1



## FORCS VI Race 2

Ser#42318

Timing and Scoring by [www.RCScoringPro.com](http://www.RCScoringPro.com)

Sponsor	Driver Name	Car	Pos	Laps	Race Time	Behind	Fast Lap	Average Top 5	Top 10	Top 15	Q#
	Paulins, Matt	4	1	12	5:23.123		25.724	25.987	26.403		1
	Davis, Teddy	1	2	11	5:16.382		27.047	27.739	28.572		2
	Crawlz, Rocky	6	3	10	5:18.257		29.098	29.766	31.826		4
	Parra, Nicholas	3	4	10	5:18.650	0.393	29.225	30.298	31.865		5
	Torres, Rodelay	2	5	9	5:05.073		29.043	31.816			7
	Sabi, Kemo	7	6	9	5:23.656	18.583	32.143	32.909			8
	Maclellan, Alex	5	7	0							13

Car#	1	2	3	4	5	6	7	8	9	10
	Davis	Torres	Parra	Paulins	Maclellan	Crawlz	Sabi			
1.	2/27.153	5/32.055	3/30.907	1/26.805		4/31.378	6/35.167			
2.	2/30.555	4/32.624	3/31.220	1/25.916		6/37.605	5/32.322			
3.	2/27.047	5/34.169	3/32.272	1/25.895		4/29.735	6/34.615			
4.	2/30.661	6/37.700	3/31.388	1/25.813		4/31.662	5/32.143			
5.	2/29.941	5/34.238	3/33.107	1/26.664		4/33.581	6/38.925			
6.	2/29.075	6/39.329	3/30.606	1/26.981		4/29.368	5/32.763			
7.	2/28.618	6/29.043	3/29.530	1/26.588		4/29.368	5/32.704			
8.	2/28.168	5/31.188	3/37.599	1/25.724		4/35.200	6/45.555			
9.	2/28.488	5/34.727	4/32.796	1/26.666		3/31.262	6/39.462			
10.	2/27.838		4/29.225	1/29.450		3/29.098				
11.	2/28.838			1/29.641						
12.				1/26.980						

Top Qualifiers	Qual#	Laps	Race Time (Difference)	Round	Race	Pos in Race	Fast Lap
Paulins, Matt	1	12	5:23.123	1	9	1	25.724
Davis, Teddy	2	11	5:16.382	1	9	2	27.047
Bilogan, Steve	3	10	5:17.874	1	8	1	29.204
Crawlz, Rocky	4	10	5:18.257 0.383	1	9	3	29.098
Parra, Nicholas	5	10	5:18.650 0.393	1	9	4	29.225
Louis, Richard	6	10	5:32.350 13.70	1	8	2	30.342
Torres, Rodelay	7	9	5:05.073	1	9	5	29.043
Sabi, Kemo	8	9	5:23.656 18.58	1	9	6	32.143
Panda	9	8	5:03.035	1	8	3	34.038
Dominguez.Pedro	10	8	5:03.114 0.079	1	8	4	30.427

# 13.5 4WD Buggy

Round 1

**10**

## FORCS VI Race 2

Ser#42318

Timing and Scoring by [www.RCScoringPro.com](http://www.RCScoringPro.com)

Sponsor	Driver Name	Car	Pos	Laps	Race Time	Behind	Fast Lap	Average Top 5	Top 10	Top 15	Q#
	Record, Corey	2	1	13	5:21.554		23.576	24.237	24.556		1
	Diaz, Reuben	1	2	12	5:11.680		24.817	25.045	25.415		2
	Cooper, Jared	5	3	12	5:14.678	2.998	25.093	25.213	25.719		3
	Jacobs, Rick	3	4	11	5:01.394		26.382	26.524	26.863		4
	Diaz, David	4	5	1	0:33.633		33.633				5

Car#	1	2	3	4	5	6	7	8	9	10
	Diaz	Record	Jacobs	Diaz	Cooper					
1.	2/25.018	1/23.576	4/26.402	5/33.633	3/25.316					
2.	2/24.817	1/23.835	4/26.753		3/26.035					
3.	2/25.513	1/25.208	4/27.342		3/27.562					
4.	2/25.813	1/24.538	4/26.646		3/25.093					
5.	2/25.368	1/24.543	4/26.708		3/27.752					
6.	2/27.921	1/25.651	4/27.406		3/25.304					
7.	2/25.012	1/24.692	4/26.659		3/25.279					
8.	3/29.606	1/24.813	4/26.529		2/25.199					
9.	3/25.267	1/24.851	4/32.760		2/25.188					
10.	3/25.111	1/25.137	4/27.807		2/25.654					
11.	2/25.364	1/24.749	4/26.382		3/26.559					
12.	2/26.870	1/25.086			3/29.737					
13.		1/24.875								

Top Qualifiers	Qual#	Laps	Race Time (Difference)	Round	Race	Pos in Race	Fast Lap
Record, Corey	1	13	5:21.554	1	10	1	23.576
Diaz, Reuben	2	12	5:11.680	1	10	2	24.817
Cooper, Jared	3	12	5:14.678 2.998	1	10	3	25.093
Jacobs, Rick	4	11	5:01.394	1	10	4	26.382
Diaz, David	5	1	33.633	1	10	5	33.633

# 2WD Stock Buggy


Round 1

11

## FORCS VI Race 2

Ser#42318

Timing and Scoring by [www.RCScoringPro.com](http://www.RCScoringPro.com)

Sponsor	Driver Name	Car	Pos	Laps	Race Time	Behind	Fast Lap	Average Top 5	Top 10	Top 15	Q#
	Cox, Joshua	6	1	11	5:07.027		27.083	27.304	27.692		1
	Hernandez, Johnathan	3	2	11	5:21.565	14.538	27.529	27.895	28.607		2
	Gardner, Joel	4	3	10	5:06.627		27.360	28.671	30.663		3
	Lee, Pak	1	4	10	5:15.194	8.567	27.771	28.509	31.519		4
	Johnas, Billy	5	5	10	5:17.576	10.949	27.378	28.657	31.758		5
	Louis, Richard	2	6	10	5:18.105	11.478	29.338	30.407	31.810		6

Car#	1	2	3	4	5	6	7	8	9	10
	Lee	Louis	Hernandez	Gardner	Johnas	Cox				
1.	6/38.724	3/30.959	1/27.530	4/34.187	5/37.283	2/28.243				
2.	5/28.447	3/30.528	1/27.529	4/29.697	6/36.866	2/28.119				
3.	5/32.720	4/35.075	2/30.113	3/29.245	6/31.556	1/27.660				
4.	4/28.860	5/33.764	2/29.432	3/29.153	6/27.478	1/28.030				
5.	4/32.871	5/31.342	2/27.715	3/27.360	6/30.075	1/27.083				
6.	6/36.920	4/32.195	2/28.304	3/28.773	5/33.863	1/27.340				
7.	6/29.199	4/29.338	2/28.447	3/35.252	5/28.149	1/27.101				
8.	6/27.771	4/29.868	2/35.497	3/34.348	5/30.207	1/27.908				
9.	5/28.269	6/31.906	2/29.041	3/28.826	4/27.378	1/28.102				
10.	4/31.413	6/33.130	2/29.558	3/29.786	5/34.721	1/30.107				
11.			2/28.399			1/27.334				

Top Qualifiers	Qual#	Laps	Race Time (Difference)	Round	Race	Pos in Race	Fast Lap
Cox, Joshua	1	11	5:07.027	1	11	1	27.083
Hernandez, Johnathan	2	11	5:21.565 14.53	1	11	2	27.529
Gardner, Joel	3	10	5:06.627	1	11	3	27.360
Lee, Pak	4	10	5:15.194 8.567	1	11	4	27.771
Johnas, Billy	5	10	5:17.576 2.382	1	11	5	27.378
Louis, Richard	6	10	5:18.105 0.529	1	11	6	29.338

# 2WD Stock Buggy

Top Qualifier is Cox, Joshua 11/5:07.027 (Rnd 1)

Round 1

12

## FORCS VI Race 2

Ser#42318

Timing and Scoring by [www.RCScoringPro.com](http://www.RCScoringPro.com)

Sponsor	Driver Name	Car	Pos	Laps	Race Time	Behind	Fast Lap	Average Top 5	Top 10	Top 15	Q#
	Record, Corey	2	1	12	5:16.601		25.714	26.115	26.268		1
	Diaz, Reuben	7	2	11	5:01.107		26.674	26.876	27.172		2
<del>Sponsor</del>	Cooper, Jared	1	3	11	5:01.564	0.457	25.683	26.626	27.317		3
	Bankin, Max	6	4	11	5:05.389	4.282	26.944	27.188	27.650		4
	Jacobs, Rick	5	5	11	5:11.851	10.744	26.705	27.140	27.994		6
	Torres, Rodelay	4	6	11	5:28.840	27.733	28.394	28.732	29.579		8
	Dominguez, Pedro	3	7	10	5:10.075		29.231	29.964	31.008		10

Car#	1	2	3	4	5	6	7	8	9	10
	Cooper	Record	ominguez.Pedr	Torres	Jacobs	Bankin	Diaz			
1.	4/28.122	1/26.294	7/34.175	6/33.055	2/27.394	5/28.848	3/27.966			
2.	2/25.683	1/27.175	7/30.375	6/28.909	4/30.301	5/28.893	3/27.022			
3.	2/28.392	1/26.322	7/31.112	6/29.747	5/27.344	4/27.022	3/27.483			
4.	2/26.991	1/26.118	7/30.300	6/31.805	5/28.036	4/27.349	3/26.880			
5.	2/28.086	1/26.157	7/33.102	6/28.394	5/26.984	4/26.944	3/29.385			
6.	2/27.119	1/26.748	7/29.668	6/28.941	5/27.273	4/27.231	3/26.914			
7.	2/26.895	1/26.412	7/30.271	6/29.432	5/27.975	4/27.604	3/26.674			
8.	2/26.825	1/25.714	7/29.231	6/28.499	5/27.634	4/27.586	3/27.408			
9.	2/28.384	1/26.473	7/30.351	6/29.452	5/31.908	4/28.825	3/27.265			
10.	3/28.333	1/26.291	7/31.490	6/28.917	5/30.297	4/27.393	2/27.222			
11.	3/26.734	1/26.460		6/31.689	5/26.705	4/27.694	2/26.888			
12.		1/26.437								

Top Qualifiers	Qual#	Laps	Race Time (Difference)	Round	Race	Pos in Race	Fast Lap
Record, Corey	1	12	5:16.601	1	12	1	25.714
Diaz, Reuben	2	11	5:01.107	1	12	2	26.674
Cooper, Jared	3	11	5:01.564 0.457	1	12	3	25.683
Bankin, Max	4	11	5:05.389 3.825	1	12	4	26.944
Cox, Joshua	5	11	5:07.027 1.638	1	11	1	27.083
Jacobs, Rick	6	11	5:11.851 4.824	1	12	5	26.705
Hernandez, Johnathan	7	11	5:21.565 9.714	1	11	2	27.529
Torres, Rodelay	8	11	5:28.840 7.275	1	12	6	28.394
Gardner, Joel	9	10	5:06.627	1	11	3	27.360
Dominguez, Pedro	10	10	5:10.075 3.448	1	12	7	29.231

# Nitro Buggy

Top Qualifier is Perez, Luis 11/5: 02:551 (Rnd 1)

Round 2

1

## FORCS VI Race 2

Ser#42318

Timing and Scoring by [www.RCScoringPro.com](http://www.RCScoringPro.com)

Sponsor	Driver Name	Car	Pos	Laps	Race Time	Behind	Fast Lap	Average Top 5	Top 10	Top 15	Q#
	Perez, Luis	3	1	12	5:10.848		25.047	25.184	25.406		1
	Cox, Brett	1	2	11	5:02.935		25.439	26.084	26.992		2
	Garcia, Nelson	4	3	11	5:04.855	1.920	25.245	25.599	27.291		3
	Gibson, Adrian	2	4	11	5:06.986	4.051	24.642	25.847	27.194		4

Car#	1	2	3	4	5	6	7	8	9	10
	Cox	Gibson	Perez	Garcia						
1.	4/33.011	1/25.741	3/30.618	2/26.561						
2.	4/26.120	1/27.068	2/25.530	3/31.949						
3.	4/27.137	1/26.140	2/26.098	3/25.267						
4.	4/25.439	1/24.642	2/25.109	3/25.349						
5.	4/29.089	2/30.393	1/25.391	3/27.719						
6.	4/25.592	2/26.371	1/25.139	3/25.245						
7.	4/26.893	2/30.660	1/26.174	3/29.670						
8.	4/29.090	2/27.817	1/25.491	3/28.128						
9.	4/27.294	2/26.343	1/25.625	3/25.571						
10.	2/26.570	4/35.047	1/25.307	3/31.026						
11.	2/26.700	4/26.764	1/25.047	3/28.370						
12.			1/25.319							

Top Qualifiers	Qual#	Laps	Race Time (Difference)	Round	Race	Pos in Race	Fast Lap
Perez, Luis	1	12	5:10.848	2	1	1	25.047
Cox, Brett	2	11	5:02.935	2	1	2	25.439
Garcia, Nelson	3	11	5:04.855 1.920	2	1	3	25.245
Gibson, Adrian	4	11	5:06.986 2.131	2	1	4	24.642

# Mod 4WD Buggy

Top Qualifier is Record, Corey 12/5:09.085 (Rnd 1)

Round 2

2

## FORCS VI Race 2

Ser#42318

Timing and Scoring by [www.RCScoringPro.com](http://www.RCScoringPro.com)

Sponsor	Driver Name	Car	Pos	Laps	Race Time	Behind	Fast Lap	Average Top 5	Top 10	Top 15	Q#
	Record, Corey	2	1	12	5:11.107		23.876	24.253	25.246		1
	Hernandez, Stephen	5	2	11	5:00.389		25.872	26.275	26.729		4
	Baio, Joe	1	3	11	5:06.442	6.053	25.986	26.822	27.604		5
	Honcho, Mke	7	4	11	5:17.801	17.412	27.588	28.124	28.523		8
	Johnas, Billy	3	5	11	5:27.269	26.880	26.556	27.498	28.944		9
	Romano, Robert	6	6	8	5:07.548		24.340	24.975			2
	Hancock, John	4	7	7	3:48.693		26.937	30.062			12

Car#	1	2	3	4	5	6	7	8	9	10
	Baio	Record	Johnas	Hancock	Hernandez	Romano	Honcho			
1.	3/28.086	1/24.041	6/37.824	4/30.030	5/33.096	7/128.505	2/27.772			
2.	2/27.366	1/27.947	5/28.145	6/40.882	4/28.584	7/24.810	3/28.681			
3.	2/26.948	1/23.876	5/33.232	6/28.753	4/26.506	7/24.821	3/27.588			
4.	2/28.949	1/24.062	5/27.291	6/26.937	4/26.587	7/26.361	3/29.760			
5.	2/28.699	1/26.346	5/27.705	6/31.937	3/26.668	7/24.340	4/28.599			
6.	3/28.812	1/28.623	5/28.665	6/37.499	2/26.320	7/24.832	4/28.892			
7.	3/25.986	1/24.227	5/26.556	6/32.655	2/26.782	7/26.071	4/28.574			
8.	3/30.397	1/30.020	5/28.614		2/26.088	6/27.808	4/28.679			
9.	3/27.391	1/25.320	5/27.791		2/25.872		4/32.571			
10.	3/26.910	1/25.269	5/33.109		2/27.025		4/28.545			
11.	3/26.898	1/26.317	5/28.337		2/26.861		4/28.140			
12.		1/25.059								

Top Qualifiers	Qual#	Laps	Race Time (Difference)	Round	Race	Pos in Race	Fast Lap
Record, Corey	1	12	5:09.085	1	2	1	24.658
Romano, Robert	2	12	5:16.113 7.028	1	2	2	25.908
Bankin, Max	3	12	5:25.116 9.003	1	3	1	25.781
Hernandez, Stephen	4	11	5:00.389	2	2	2	25.872
Baio, Joe	5	11	5:06.442 6.053	2	2	3	25.986
Karam, Neil	6	11	5:12.210 5.768	1	3	2	27.079
Davila, Daniel	7	11	5:17.434 5.224	1	3	3	26.469
Honcho, Mike	8	11	5:17.801 0.367	2	2	4	27.588
Johnas, Billy	9	11	5:27.269 9.468	2	2	5	26.556
Gardner, Joel	10	10	5:01.619	1	3	4	28.228

# Mod 4WD Buggy

Top Qualifier is Record, Corey 12/5: 09.085 (Rnd 1)

Round 2

3

## FORCS VI Race 2

Ser#42318

Timing and Scoring by [www.RCScoringPro.com](http://www.RCScoringPro.com)

Sponsor	Driver Name	Car	Pos	Laps	Race Time	Behind	Fast Lap	Average Top 5	Top 10	Top 15	Q#
	Bankin, Max	3	1	12	5:09.166		24.890	25.113	25.441		2
	Davila, Daniel	1	2	12	5:23.547	14.381	24.526	25.142	25.905		4
	Karam, Neil	6	3	11	5:02.611		26.231	26.889	27.358		6
	Gardner, Joel	5	4	11	5:14.526	11.915	27.056	27.232	28.013		8
	Lee, Pak	4	5	10	4:34.854		26.041	26.576	27.485		11
	Hyppolight, Dave	2	6	10	5:06.432	31.578	28.186	28.537	30.643		12

Car#	1	2	3	4	5	6	7	8	9	10
	Davila	Hyppolight	Bankin	Lee	Gardner	Karam				
1.	2/25.953	6/39.940	1/25.055	4/27.189	5/27.252	3/27.022				
2.	2/25.524	6/35.307	1/24.890	3/26.794	4/27.056	5/28.148				
3.	2/24.526	6/29.778	1/25.505	3/26.614	4/27.227	5/27.065				
4.	2/25.277	6/28.856	1/25.157	3/27.831	5/27.794	4/26.710				
5.	3/33.930	6/28.186	1/25.361	4/27.271	5/27.314	2/26.231				
6.	5/30.563	6/29.148	1/25.699	2/26.041	4/29.027	3/27.481				
7.	4/25.496	6/28.954	1/26.227	2/27.107	5/27.313	3/27.417				
8.	2/26.913	6/29.576	1/25.220	3/29.361	5/29.167	4/28.206				
9.	2/27.357	6/28.277	1/27.017	4/30.324	5/34.396	3/29.036				
10.	2/25.254	6/28.410	1/25.244	3/26.322	5/28.947	4/27.701				
11.	2/27.599		1/26.054		4/29.033	3/27.594				
12.	2/25.155		1/27.737							

Top Qualifiers	Qual#	Laps	Race Time (Difference)	Round	Race	Pos in Race	Fast Lap
Record, Corey	1	12	5:09.085	1	2	1	24.658
Bankin, Max	2	12	5:09.166 0.081	2	3	1	24.890
Romano, Robert	3	12	5:16.113 6.947	1	2	2	25.908
Davila, Daniel	4	12	5:23.547 7.434	2	3	2	24.526
Hernandez, Stephen	5	11	5:00.389	2	2	2	25.872
Karam, Neil	6	11	5:02.611 2.222	2	3	3	26.231
Baio, Joe	7	11	5:06.442 3.831	2	2	3	25.986
Gardner, Joel	8	11	5:14.526 8.084	2	3	4	27.056
Honcho, Mike	9	11	5:17.801 3.275	2	2	4	27.588
Johnas, Billy	10	11	5:27.269 9.468	2	2	5	26.556

# Electric Buggy

Top Qualifier is Lopez, Jader 12/5: 03.244 (Rnd 1)

Round 2

4

## FORCS VI Race 2

Ser#42318

Timing and Scoring by [www.RCScoringPro.com](http://www.RCScoringPro.com)

Sponsor	Driver Name	Car	Pos	Laps	Race Time	Behind	Fast Lap	Average Top 5	Top 10	Top 15	Q#
	Kretzschmar, Loren	10	1	12	5:22.363		25.883	26.034	26.488		6
	Bates, Kevin	3	2	11	5:04.124		25.452	25.645	27.067		8
	Gibson, Adrian	2	3	11	5:12.421	8.297	25.959	26.941	27.691		14
	Jacobs, Rick	4	4	11	5:13.365	9.241	26.199	26.816	27.852		15
	Johnas, Billy	6	5	11	5:14.264	10.140	26.557	27.342	28.245		16
	Murciano, Aaron	7	6	11	5:19.870	15.746	26.374	27.180	28.552		19
	Diaz, Mke	1	7	10	5:09.941		27.600	28.622	30.994		23
	Romashkin, Stephen	5	8	9	5:06.605		27.518	29.862			25
	Blume, Richard	8	9	9	5:13.908	7.303	29.398	32.061			24
	Louis, Richard	9	10	2	1:20.990		28.469				26

Car#	1	2	3	4	5	6	7	8	9	10
	Diaz	Gibson	Bates	Jacobs	Romashkin	Johnas	Murciano	Blume	Louis	Kretzschmar
1.	8/30.329	2/25.959	3/26.343	6/29.716	9/30.334	5/29.130	7/29.932	10/31.026	4/28.469	1/25.883
2.	7/32.513	3/27.830	1/25.452	8/34.847	9/39.378	5/30.106	4/28.138	6/29.398	10/52.521	2/26.017
3.	6/29.912	3/26.880	1/25.651	7/28.375	9/28.176	4/27.440	5/34.347	8/35.387		2/27.153
4.	7/32.201	3/28.563	1/26.326	6/30.010	9/42.679	4/27.533	5/27.396	8/34.734		2/27.747
5.	7/27.659	3/35.509	1/26.418	6/27.622	9/32.901	4/31.811	5/27.887	8/40.880		2/26.550
6.	7/27.600	3/27.393	2/32.238	6/26.199	9/40.137	4/27.305	5/27.087	8/34.241		1/27.925
7.	7/27.612	3/26.899	2/25.616	6/28.717	9/27.518	4/27.877	5/29.549	8/31.024		1/26.323
8.	7/30.428	3/27.904	2/33.456	5/27.088	9/35.100	4/28.154	6/32.937	8/34.618		1/29.562
9.	7/38.014	3/28.394	2/25.569	5/27.517	8/30.382	4/26.557	6/29.068	9/42.600		1/26.523
10.	7/33.673	3/29.518	2/25.936	5/26.235		4/29.946	6/27.155			1/25.942
11.		3/27.572	2/31.119	4/27.039		5/28.405	6/26.374			1/26.732
12.										1/26.006

Top Qualifiers	Qual#	Laps	Race Time (Difference)		Round	Race	Pos in Race	Fast Lap
Lopez, Jader	1	12	5:03.244		1	5	1	24.004
Paulins, Matt	2	12	5:10.742	7.498	1	5	2	25.433
Perez, Luis	3	12	5:16.865	6.123	1	5	3	24.928
Romano, Robert	4	12	5:17.861	0.996	1	5	4	24.850
Garcia, Nelson	5	12	5:21.095	3.234	1	6	1	24.901
Kretzschmar, Loren	6	12	5:22.363	1.268	2	4	1	25.883
Davila, Daniel	7	12	5:25.760	3.397	1	6	2	26.149
Bates, Kevin	8	11	5:00.783		1	4	1	25.846
Neumann, Kevin	9	11	5:02.731	1.948	1	6	3	25.736
Bankin, Max	10	11	5:07.811	5.080	1	6	4	25.443



# Electric Buggy

Top Qualifier is Lopez, Jader 12/5: 03.244 (Rnd 1)

Round 2

5

## FORCS VI Race 2

Ser#42318

Timing and Scoring by [www.RCScoringPro.com](http://www.RCScoringPro.com)

Sponsor	Driver Name	Car	Pos	Laps	Race Time	Behind	Fast Lap	Average Top 5	Top 10	Top 15	Q#
	Perez, Luis	3	1	12	5:04.748		24.559	24.788	25.150		2
	Lopez, Jader	6	2	12	5:09.451	4.703	23.421	24.373	25.473		1
	Romano, Robert	5	3	12	5:09.964	5.216	24.165	24.780	25.304		3
	Davis, Teddy	2	4	11	5:02.191		26.390	26.759	27.249		9
	Hernandez, Johnathan	9	5	11	5:02.828	0.637	25.847	26.330	26.976		11
	Karam, Neil	8	6	11	5:06.610	4.419	26.795	27.037	27.668		12
	Parra, Nicholas	7	7	11	5:18.038	15.847	27.589	28.387	28.779		15
	Hyppolight, Hans	4	8	8	5:37.683		32.465	37.427			27
	Paulins, Matt	1	9	7	3:13.595		24.900	26.496			4

Car#	1	2	3	4	5	6	7	8	9	10
	Paulins	Davis	Perez	Hyppolight	Romano	Lopez	Parra	Karam	Hernandez	
1.	8/30.394	7/29.703	3/26.483	9/36.051	2/25.688	1/23.851	6/28.564	4/28.065	5/28.321	
2.	5/25.603	6/26.390	3/25.527	9/34.628	2/25.333	1/24.981	8/28.671	7/28.911	4/25.847	
3.	8/29.705	5/27.436	3/24.642	9/32.465	2/24.887	1/23.421	7/27.589	6/27.401	4/28.186	
4.	6/25.484	5/26.954	2/25.535	9/39.045	3/29.468	1/25.826	8/28.782	7/27.059	4/26.460	
5.	5/26.787	7/28.779	2/25.345	9/44.946	3/24.848	1/25.051	8/28.752	6/26.795	4/26.625	
6.	5/24.900	6/26.963	2/25.263	9/46.820	3/25.050	1/24.561	8/29.360	7/29.926	4/26.618	
7.	4/30.722	5/27.931	2/25.872	9/50.523	3/25.837	1/26.877	8/28.731	6/26.909	7/33.066	
8.		4/26.843	2/24.559	8/53.205	3/24.950	1/26.414	7/29.884	5/27.464	6/27.592	
9.		4/27.586	2/26.762		3/27.460	1/27.301	7/30.249	6/29.646	5/26.455	
10.		5/26.874	2/24.823		3/26.385	1/26.454	7/28.379	6/27.021	4/26.268	
11.		4/26.732	1/25.282		3/24.165	2/27.416	7/29.077	6/27.413	5/27.390	
12.			1/24.655		3/25.893	2/27.298				

Top Qualifiers	Qual#	Laps	Race Time (Difference)		Round	Race	Pos in Race	Fast Lap
Lopez, Jader	1	12	5:03.244		1	5	1	24.004
Perez, Luis	2	12	5:04.748	1.504	2	5	1	24.559
Romano, Robert	3	12	5:09.964	5.216	2	5	3	24.165
Paulins, Matt	4	12	5:10.742	0.778	1	5	2	25.433
Garcia, Nelson	5	12	5:21.095	10.35	1	6	1	24.901
Kretzschmar, Loren	6	12	5:22.363	1.268	2	4	1	25.883
Davila, Daniel	7	12	5:25.760	3.397	1	6	2	26.149
Bates, Kevin	8	11	5:00.783		1	4	1	25.846
Davis, Teddy	9	11	5:02.191	1.408	2	5	4	26.390
Neumann, Kevin	10	11	5:02.731	0.540	1	6	3	25.736

# Electric Buggy

Top Qualifier is Lopez, Jader 12/5: 03.244 (Rnd 1)

Round 2

6

## FORCS VI Race 2

Ser#42318

Timing and Scoring by [www.RCScoringPro.com](http://www.RCScoringPro.com)

Sponsor	Driver Name	Car	Pos	Laps	Race Time	Behind	Fast Lap	Average Top 5	Top 10	Top 15	Q#
	Garcia, Nelson	2	1	12	5:19.346		25.173	25.425	25.892		5
	Davila, Daniel	4	2	12	5:19.847	0.501	25.036	25.592	26.006		6
	Neumann, Kevin	5	3	12	5:22.160	2.814	25.187	25.485	26.254		7
	Bankin, Max	3	4	12	5:28.333	8.987	25.460	25.689	26.687		9
	Cox, Joshua	7	5	11	5:08.090		25.794	26.263	27.333		14
	Lee, Pak	1	6	10	5:06.224		26.421	28.566	30.622		22
	Bilogan, Steve	9	7	6	2:53.815		27.219	28.832			21
	MacLellan, Alex	6	8	3	1:26.340		26.372				19
	Crawlz, Rocky	8	9	0							

Car#	1	2	3	4	5	6	7	8	9	10
	Lee	Garcia	Bankin	Davila	Neumann	MacLellan	Cox	Crawlz	Bilogan	
1.	8/33.584	1/26.077	4/29.305	2/26.817	3/27.774	6/30.202	7/30.943		5/29.493	
2.	8/32.053	1/26.146	4/27.672	2/28.749	3/29.124	7/29.766	5/27.431		6/29.634	
3.	8/34.413	1/25.967	3/25.813	2/26.340	4/27.562	6/26.372	5/26.297		7/29.653	
4.	7/30.358	1/25.591	4/32.025	3/31.041	2/27.367		6/34.758		5/28.643	
5.	7/31.060	1/25.189	4/28.320	2/25.036	3/30.496		5/25.794		6/29.173	
6.	7/27.365	1/25.206	4/25.460	2/25.892	3/25.483		6/29.438		5/27.219	
7.	6/27.628	1/26.148	4/25.572	2/25.559	3/25.693		5/27.438			
8.	6/26.421	1/27.056	4/25.938	2/25.886	3/26.079		5/26.082			
9.	6/32.009	1/25.173	4/25.663	2/25.946	3/25.187		5/26.422			
10.	6/31.333	1/26.364	4/26.674	2/26.578	3/25.332		5/26.767			
11.		1/30.981	4/26.453	2/25.588	3/25.729		5/26.720			
12.		1/29.448	4/29.438	2/26.415	3/26.334					

Top Qualifiers	Qual#	Laps	Race Time (Difference)		Round	Race	Pos in Race	Fast Lap
Lopez, Jader	1	12	5:03.244		1	5	1	24.004
Perez, Luis	2	12	5:04.748	1.504	2	5	1	24.559
Romano, Robert	3	12	5:09.964	5.216	2	5	3	24.165
Paulins, Matt	4	12	5:10.742	0.778	1	5	2	25.433
Garcia, Nelson	5	12	5:19.346	8.604	2	6	1	25.173
Davila, Daniel	6	12	5:19.847	0.501	2	6	2	25.036
Neumann, Kevin	7	12	5:22.160	2.313	2	6	3	25.187
Kretzschmar, Loren	8	12	5:22.363	0.203	2	4	1	25.883
Bankin, Max	9	12	5:28.333	5.970	2	6	4	25.460
Bates, Kevin	10	11	5:00.783		1	4	1	25.846

# Tenth Scale Truggy

Top Qualifier is Record, Corey 12/5: 14.811 (Rnd 1)

Round 2



## FORCS VI Race 2

Ser#42318

Timing and Scoring by [www.RCScoringPro.com](http://www.RCScoringPro.com)

Sponsor	Driver Name	Car	Pos	Laps	Race Time	Behind	Fast Lap	Average Top 5	Top 10	Top 15	Q#
	Bates, Kevin	1	1	12	5:14.802		25.115	25.449	25.873		1
	Kretzschmar, Loren	8	2	11	5:09.281		25.423	26.095	27.564		3
	Diaz, Mke	7	3	11	5:16.762	7.481	26.206	26.780	28.209		4
	Torres, Rodelay	3	4	10	5:00.529		26.846	27.900	30.053		5
	Record, Corey	4	5	10	5:01.642	1.113	23.920	24.137	30.164		2
	Sabi, Kemo	5	6	9	5:12.332		26.882	27.953			7
	Baio, Joe	6	7	1	0:27.178		27.178				6
	Hancock, John	2	8	1	0:41.038	13.860	41.038				8

Car#	1	2	3	4	5	6	7	8	9	10
	Bates	Hancock	Torres	Record	Sabi	Baio	Diaz	Kretzschmar		
1.	3/26.391	8/41.038	6/28.303	1/25.123	7/32.779	4/27.178	5/27.808	2/26.069		
2.	2/25.388		5/32.547	1/24.052	6/60.375		4/27.371	3/27.603		
3.	2/26.038		5/29.869	1/23.975	6/46.138		4/27.421	3/25.423		
4.	2/25.597		5/31.827	1/23.920	6/33.276		4/29.136	3/26.361		
5.	2/25.115		5/29.556	1/24.358	6/26.882		4/26.508	3/31.860		
6.	2/25.767		5/27.401	1/31.911	6/29.237		3/30.926	4/33.639		
7.	2/27.642		5/29.026	1/24.962	6/27.353		4/34.677	3/26.143		
8.	2/26.121		5/26.846	1/27.285	6/28.643		4/26.206	3/27.223		
9.	1/25.618		4/27.924	5/71.676	6/27.649		3/26.394	2/31.734		
10.	1/28.428		4/37.230	5/24.380			3/28.719	2/26.746		
11.	1/27.170						3/31.596	2/26.480		
12.	1/25.527									

Top Qualifiers	Qual#	Laps	Race Time (Difference)	Round	Race	Pos in Race	Fast Lap
Bates, Kevin	1	12	5:14.802	2	7	1	25.115
Record, Corey	2	12	5:14.811 0.009	1	7	1	24.646
Kretzschmar, Loren	3	11	4:57.510	1	7	3	25.135
Diaz, Mike	4	11	5:16.762 19.25	2	7	3	26.206
Torres, Rodelay	5	10	4:59.755	1	7	4	27.351
Baio, Joe	6	10	5:08.592 8.837	1	7	6	27.267
Sabi, Kemo	7	9	5:00.783	1	7	7	29.910
Hancock, John	8	3	1:22.789	1	7	8	27.247

# 4WD Short Course

Round 2

Top Qualifier is Paulins, Matt 12/5: 23.123 (Rnd 1)



## FORCS VI Race 2

Ser#42318

Timing and Scoring by [www.RCScoringPro.com](http://www.RCScoringPro.com)

Sponsor	Driver Name	Car	Pos	Laps	Race Time	Behind	Fast Lap	Average Top 5	Top 10	Top 15	Q#
	Bilogan, Steve	2	1	10	5:02.624		28.972	29.310	30.262		3
	Dominguez.Pedro	5	2	10	5:05.986	3.362	28.216	29.392	30.599		4
	Louis, Richard	3	3	9	5:02.638		29.420	30.297			7
	Hyppolight, Hans	1	4	9	5:43.085	40.447	33.051	35.796			10
	Panda	4	5	8	5:01.638		34.526	35.514			11
	Hyppolight, Dave	6	6	0							

Car#	1	2	3	4	5	6	7	8	9	10
	Hyppolight	Bilogan	Louis	Panda	ominguez.Pedr	Hyppolight				
1.	4/37.002	1/29.674	5/54.032	3/34.526	2/31.864					
2.	4/38.276	1/29.227	5/30.272	3/37.782	2/31.216					
3.	3/33.051	1/29.708	5/29.746	4/37.124	2/29.511					
4.	5/40.674	1/28.972	4/31.027	3/34.549	2/28.216					
5.	5/39.815	1/29.137	3/32.022	4/34.613	2/29.900					
6.	5/38.025	1/32.040	3/32.907	4/45.208	2/29.381					
7.	5/35.763	1/30.064	3/31.022	4/36.759	2/33.940					
8.	4/35.138	1/32.874	3/29.420	5/41.077	2/30.917					
9.	4/45.341	1/31.389	3/32.190		2/31.087					
10.		1/29.539			2/29.954					

	Top Qualifiers	Qual#	Laps	Race Time (Difference)	Round	Race	Pos in Race	Fast Lap
	Paulins, Matt	1	12	5:23.123	1	9	1	25.724
	Davis, Teddy	2	11	5:16.382	1	9	2	27.047
	Bilogan, Steve	3	10	5:02.624	2	8	1	28.972
	Dominguez.Pedro	4	10	5:05.986	3.362	2	8	28.216
	Crawlz, Rocky	5	10	5:18.257	12.27	1	9	29.098
	Parra, Nicholas	6	10	5:18.650	0.393	1	9	29.225
	Louis, Richard	7	10	5:32.350	13.70	1	8	30.342
	Torres, Rodelay	8	9	5:05.073		1	9	29.043
	Sabi, Kemo	9	9	5:23.656	18.58	1	9	32.143
	Hyppolight, Hans	10	9	5:43.085	19.42	2	8	33.051

# 4WD Short Course

Round 2

Top Qualifier is Paulins, Matt 12/5: 23.123 (Rnd 1)



## FORCS VI Race 2

Ser#42318

Timing and Scoring by [www.RCScoringPro.com](http://www.RCScoringPro.com)

Sponsor	Driver Name	Car	Pos	Laps	Race Time	Behind	Fast Lap	Average Top 5	Top 10	Top 15	Q#
	Maclellan, Alex	5	1	12	5:20.839		25.200	25.774	26.380		1
	Paulins, Matt	4	2	11	5:04.571		25.741	26.226	27.047		2
	Davis, Teddy	1	3	11	5:17.217	12.646	27.170	27.358	28.434		3
	Parra, Nicholas	3	4	10	5:03.309		29.131	29.782	30.331		5
	Crawlz, Rocky	6	5	10	5:16.888	13.579	28.941	29.631	31.689		7
	Torres, Rodelay	2	6	9	5:05.693		29.076	30.813			9
	Sabi, Kemo	7	7	8	5:13.208		33.292	37.126			10

Car#	1	2	3	4	5	6	7	8	9	10
	Davis	Torres	Parra	Paulins	Maclellan	Crawlz	Sabi			
1.	4/32.655	5/34.018	3/31.174	2/28.789	1/28.471	6/38.843	7/45.162			
2.	4/32.876	5/35.269	3/29.811	2/25.745	1/25.200	6/31.402	7/33.292			
3.	4/29.811	6/39.221	3/31.213	2/26.516	1/26.211	5/29.482	7/37.482			
4.	4/27.798	6/35.071	3/30.357	2/27.719	1/28.014	5/34.018	7/40.196			
5.	3/27.247	6/30.247	4/29.131	2/28.168	1/28.569	5/30.921	7/42.152			
6.	3/28.296	6/29.076	4/30.375	2/34.105	1/26.264	5/28.941	7/38.228			
7.	3/27.477	6/31.134	4/29.283	2/26.390	1/25.972	5/29.326	7/40.265			
8.	3/27.595	6/42.066	4/30.328	2/26.739	1/27.039	5/30.953	7/36.431			
9.	3/28.990	6/29.591	4/31.234	2/26.838	1/26.943	5/29.485				
10.	3/27.170		4/30.403	2/25.741	1/26.669	5/33.517				
11.	3/27.302			2/27.821	1/25.728					
12.					1/25.759					

Top Qualifiers	Qual#	Laps	Race Time (Difference)	Round	Race	Pos in Race	Fast Lap
Maclellan, Alex	1	12	5:20.839	2	9	1	25.200
Paulins, Matt	2	12	5:23.123 2.284	1	9	1	25.724
Davis, Teddy	3	11	5:16.382	1	9	2	27.047
Bilogan, Steve	4	10	5:02.624	2	8	1	28.972
Parra, Nicholas	5	10	5:03.309 0.685	2	9	4	29.131
Dominguez, Pedro	6	10	5:05.986 2.677	2	8	2	28.216
Crawlz, Rocky	7	10	5:16.888 10.90	2	9	5	28.941
Louis, Richard	8	10	5:32.350 15.46	1	8	2	30.342
Torres, Rodelay	9	9	5:05.073	1	9	5	29.043
Sabi, Kemo	10	9	5:23.656 18.58	1	9	6	32.143

# 13.5 4WD Buggy

Top Qualifier is Record, Corey 13/5: 21.554 (Rnd 1)

Round 2

**10**

## FORCS VI Race 2

Ser#42318

Timing and Scoring by [www.RCScoringPro.com](http://www.RCScoringPro.com)

Sponsor	Driver Name	Car	Pos	Laps	Race Time	Behind	Fast Lap	Average Top 5	Top 10	Top 15	Q#
	Diaz, Reuben	1	<b>1</b>	12	5:00.166		24.518	24.745	30.017		2
	Jacobs, Rick	3	<b>2</b>	12	5:22.794	22.628	25.609	26.089	26.401		4
	Cooper, Jared	5	<b>3</b>	11	5:00.067		25.169	25.544	26.813		3
	Diaz, David	4	<b>4</b>	9	5:31.597		31.872	34.710			5
	Record, Corey	2	<b>5</b>	4	1:36.401		23.660				1

Car#	1	2	3	4	5	6	7	8	9	10
	Diaz	Record	Jacobs	Diaz	Cooper					
1.	2/24.678	1/23.660	4/31.603	5/35.657	3/25.169					
2.	2/24.537	1/24.681	4/26.472	5/35.525	3/31.567					
3.	5/73.724	1/23.889	2/25.609	4/37.558	3/31.935					
4.	4/26.525	1/24.171	2/26.324	5/44.281	3/25.269					
5.	3/24.917		1/27.038	4/31.872	2/28.206					
6.	3/25.086		1/25.989	4/35.201	2/25.779					
7.	3/24.518		1/27.177	4/38.011	2/25.474					
8.	3/26.017		1/26.938	4/38.197	2/26.283					
9.	3/25.087		1/26.546	4/35.295	2/26.028					
10.			1/26.149		2/27.996					
11.			1/26.576		2/26.361					
12.	1/25.077		2/26.373							

Top Qualifiers	Qual#	Laps	Race Time (Difference)	Round	Race	Pos in Race	Fast Lap
Record, Corey	1	13	5:21.554	1	10	1	23.576
Diaz, Reuben	2	12	5:00.166	2	10	1	24.518
Cooper, Jared	3	12	5:14.678 14.51	1	10	3	25.093
Jacobs, Rick	4	12	5:22.794 8.116	2	10	2	25.609
Diaz, David	5	9	5:31.597	2	10	4	31.872

# 2WD Stock Buggy

Round 2

Top Qualifier is Record, Corey 12/5: 16.601 (Rnd 1)

11

## FORCS VI Race 2

Ser#42318

Timing and Scoring by [www.RCScoringPro.com](http://www.RCScoringPro.com)

Sponsor	Driver Name	Car	Pos	Laps	Race Time	Behind	Fast Lap	Average Top 5	Top 10	Top 15	Q#
	Cox, Joshua	6	1	11	5:03.918		26.547	27.062	27.493		4
	Hernandez, Johnathan	3	2	11	5:08.931	5.013	26.984	27.408	27.757		6
	Gardner, Joel	4	3	11	5:24.071	20.153	27.946	28.150	28.776		8
	Lee, Pak	1	4	10	5:07.929		29.246	29.775	30.793		10
	Johnas, Billy	5	5	10	5:10.313	2.384	27.549	28.164	31.031		12
	Louis, Richard	2	6	10	5:14.676	6.747	28.177	29.804	31.468		13

Car#	1	2	3	4	5	6	7	8	9	10
	Lee	Louis	Hernandez	Gardner	Johnas	Cox				
1.	6/30.404	5/30.395	2/27.628	4/28.868	3/28.134	1/26.547				
2.	5/29.246	3/28.177	2/27.182	4/30.007	6/32.543	1/26.766				
3.	6/30.152	4/29.625	2/26.984	3/28.034	5/28.325	1/27.165				
4.	6/31.314	5/30.207	2/27.718	3/27.946	4/27.549	1/27.345				
5.	4/29.543	6/33.566	2/28.086	5/36.313	3/31.139	1/28.985				
6.	5/31.404	6/33.536	2/31.356	4/29.011	3/28.187	1/28.056				
7.	4/32.443	5/30.618	2/27.557	3/29.654	6/41.618	1/27.663				
8.	4/32.406	6/33.605	2/27.690	3/28.697	5/32.039	1/27.530				
9.	4/31.486	6/33.916	2/28.645	3/28.090	5/32.153	1/27.487				
10.	4/29.531	6/31.031	2/27.880	3/27.981	5/28.626	1/27.806				
11.			2/28.205	3/29.470		1/28.568				

Top Qualifiers	Qual#	Laps	Race Time (Difference)		Round	Race	Pos in Race	Fast Lap
Record, Corey	1	12	5:16.601		1	12	1	25.714
Diaz, Reuben	2	11	5:01.107		1	12	2	26.674
Cooper, Jared	3	11	5:01.564	0.457	1	12	3	25.683
Cox, Joshua	4	11	5:03.918	2.354	2	11	1	26.547
Bankin, Max	5	11	5:05.389	1.471	1	12	4	26.944
Hernandez, Johnathan	6	11	5:08.931	3.542	2	11	2	26.984
Jacobs, Rick	7	11	5:11.851	2.920	1	12	5	26.705
Gardner, Joel	8	11	5:24.071	12.22	2	11	3	27.946
Torres, Rodelay	9	11	5:28.840	4.769	1	12	6	28.394
Lee, Pak	10	10	5:07.929		2	11	4	29.246

# 2WD Stock Buggy

Round 2

Top Qualifier is Record, Corey 12/5: 16.601 (Rnd 1)

12

## FORCS VI Race 2

Ser#42318

Timing and Scoring by [www.RCScoringPro.com](http://www.RCScoringPro.com)

Sponsor	Driver Name	Car	Pos	Laps	Race Time	Behind	Fast Lap	Average Top 5	Top 10	Top 15	Q#
	Record, Corey	2	1	11	5:03.897		26.404	26.718	27.209		1
	Cooper, Jared	1	2	11	5:12.867	8.970	27.120	27.511	28.087		3
	Jacobs, Rick	5	3	11	5:18.586	14.689	26.759	27.240	28.485		7
	Torres, Rodelay	4	4	10	5:06.014		28.730	29.136	30.601		9
	Dominguez, Pedro	3	5	10	5:08.391	2.377	29.092	29.800	30.839		11
	Diaz, Reuben	7	6	9	4:31.624		26.461	27.349			2
	Bankin, Max	6	7	4	2:03.312		27.184				5

Car#	1	2	3	4	5	6	7	8	9	10
	Cooper	Record	Dominguez, Pedrn	Torres	Jacobs	Bankin	Diaz			
1.	4/28.484	3/27.541	5/29.603	6/31.825	7/33.736	2/27.184	1/26.665			
2.	3/28.247	1/26.546	6/30.907	7/31.781	5/26.759	4/31.872	2/28.354			
3.	3/29.583	1/27.231	6/29.092	7/30.302	5/27.155	4/27.669	2/28.165			
4.	3/27.120	1/26.404	5/30.481	6/29.181	4/32.090	7/36.587	2/26.461			
5.	3/27.440	1/26.595	5/30.715	6/30.111	4/30.975		2/28.699			
6.	3/27.346	1/26.816	5/29.614	6/29.597	4/27.764		2/28.418			
7.	3/27.881	1/27.244	5/33.079	6/36.317	4/26.978		2/27.098			
8.	2/27.810	1/31.810	5/34.211	6/28.730	4/28.550		3/32.847			
9.	2/27.840	1/27.227	6/30.341	5/28.832	3/27.782		4/44.917			
10.	2/32.002	1/28.864	5/30.348	4/29.338	3/29.253					
11.	2/29.114	1/27.619			3/27.544					

Top Qualifiers	Qual#	Laps	Race Time (Difference)	Round	Race	Pos in Race	Fast Lap
Record, Corey	1	12	5:16.601	1	12	1	25.714
Diaz, Reuben	2	11	5:01.107	1	12	2	26.674
Cooper, Jared	3	11	5:01.564 0.457	1	12	3	25.683
Cox, Joshua	4	11	5:03.918 2.354	2	11	1	26.547
Bankin, Max	5	11	5:05.389 1.471	1	12	4	26.944
Hernandez, Johnathan	6	11	5:08.931 3.542	2	11	2	26.984
Jacobs, Rick	7	11	5:11.851 2.920	1	12	5	26.705
Gardner, Joel	8	11	5:24.071 12.22	2	11	3	27.946
Torres, Rodelay	9	11	5:28.840 4.769	1	12	6	28.394
Lee, Pak	10	10	5:07.929	2	11	4	29.246



# Electric Buggy (D Main)

Top Qualifier is Lopez, Jader 12/5: 03.244 (Rnd 1)

Round 3

1

## FORCS VI Race 2

Ser#42318

Timing and Scoring by [www.RCScoringPro.com](http://www.RCScoringPro.com)

Sponsor	Driver Name	Car	Pos	Laps	Race Time	Behind	Fast Lap	Average Top 5	Top 10	Top 15	Q#
	Louis, Richard	9	1	10	5:03.707		28.570	29.166			26
	Romashkin, Stephen	5	2	10	5:09.086	5.379	26.119	28.300			25
	Hyppolight, Hans	4	3	9	5:26.769		32.860	33.995			27
	Crawlz, Rocky	8	4	0							28

Car#	1	2	3	4	5	6	7	8	9	10
				Hyppolight	Romashkin			Crawlz	Louis	
1.				3/36.734	1/27.421				2/30.869	
2.				3/33.488	1/31.316				2/31.708	
3.				3/38.822	2/32.476				1/28.570	
4.				3/35.573	2/37.281				1/29.620	
5.				3/32.860	2/28.102				1/30.871	
6.				3/42.318	2/26.119				1/29.408	
7.				3/35.053	2/37.413				1/28.897	
8.				3/33.002	2/26.452				1/32.918	
9.				3/38.919	2/29.513				1/29.334	
10.					2/32.993				1/31.512	





# Mod 4WD Buggy (B Main)

Top Qualifier is Record, Corey 12/5:09.085 (Rnd 1)

Round 3

4

## FORCS VI Race 2

Ser#42318

Timing and Scoring by [www.RCScoringPro.com](http://www.RCScoringPro.com)

Sponsor	Driver Name	Car	Pos	Laps	Race Time	Behind	Fast Lap	Average Top 5	Top 10	Top 15	Q#
	Lee, Pak	4	1	12	5:33.527		25.571	26.656	27.440		11
	Honcho, Mke	7	2	11	5:03.667		26.994	27.312	27.776		9
	Johnas, Billy	3	3	11	5:06.864	3.197	25.359	26.190	27.924		10
	Hancock, John	1	4	11	5:27.013	23.346	26.747	27.633	29.961		13
	Hyppolight, Dave	2	5	0							12

Car#	1	2	3	4	5	6	7	8	9	10
	Hancock	Hyppolight	Johnas	Lee			Honcho			
1.	3/27.406		4/27.629	1/24.766			2/25.903			
2.	3/26.756		4/28.081	1/26.316			2/26.994			
3.	3/27.671		4/29.178	1/25.571			2/27.103			
4.	4/35.998		3/26.222	1/26.718			2/27.986			
5.	4/31.956		3/28.069	1/27.172			2/27.603			
6.	4/33.713		3/34.919	1/27.920			2/27.459			
7.	4/27.722		3/27.250	1/27.887			2/29.020			
8.	4/26.747		3/26.474	1/27.739			2/27.554			
9.	4/29.893		3/25.645	1/27.512			2/28.759			
10.	4/29.880		3/25.359	1/27.503			2/27.451			
11.	4/29.271		3/28.038	1/30.060			2/27.835			
12.				1/34.363						



# 2WD Stock Buggy (B Main)

Top Qualifier is Record, Corey 12/5: 16.601 (Rnd 1)

Round 3

6

## FORCS VI Race 2

Ser#42318

Timing and Scoring by [www.RCScoringPro.com](http://www.RCScoringPro.com)

Sponsor	Driver Name	Car	Pos	Laps	Race Time	Behind	Fast Lap	Average Top 5	Top 10	Top 15	Q#
	Torres, Rodelay	4	1	11	5:19.328		27.944	28.503	29.135		9
	Lee, Pak	1	2	11	5:22.678	3.350	28.024	28.211	29.487		10
	Dominguez, Pedro	3	3	11	5:24.071	4.743	27.085	28.578	29.486		11
	Louis, Richard	2	4	10	5:09.378		28.959	29.400			13
	Johnas, Billy	5	5	10	5:13.349	3.971	27.559	29.575			12

Car#	1	2	3	4	5	6	7	8	9	10
	Lee	Louis	Dominguez, Pedro	Torres	Johnas					
1.	1/27.812	5/33.681	3/29.208	2/27.976	4/30.599					
2.	3/34.187	4/30.189	2/29.320	1/27.944	5/34.124					
3.	3/28.024	4/28.959	2/30.700	1/32.271	5/30.737					
4.	3/29.716	4/34.700	2/29.228	1/28.880	5/33.590					
5.	3/28.142	4/29.739	2/29.225	1/28.806	5/32.312					
6.	2/29.297	4/29.013	3/33.134	1/28.375	5/28.665					
7.	2/29.200	4/32.514	3/29.590	1/28.541	5/34.264					
8.	2/31.410	4/29.601	3/29.065	1/29.090	5/27.559					
9.	2/28.442	4/31.294	3/28.871	1/29.575	5/28.602					
10.	2/28.373	4/29.688	3/28.645	1/29.022	5/32.897					
11.	2/28.075		3/27.085	1/28.848						

# 4WD Short Course (A Main)

Top Qualifier is Maclellan, Alex 12/5: 20.839 (Rnd 2)

Round 3



## FORCS VI Race 2

Ser#42318

Timing and Scoring by [www.RCScoringPro.com](http://www.RCScoringPro.com)

Sponsor	Driver Name	Car	Pos	Laps	Race Time	Behind	Fast Lap	Average Top 5	Top 10	Top 15	Q#
	Maclellan, Alex	5	1	18	8:03.861		25.287	25.520	25.967	26.434	1
	Paulins, Matt	4	2	18	8:07.154	3.293	25.294	25.849	26.239	26.829	2
	Bilogan, Steve	2	3	16	8:00.621		28.885	29.334	29.686	30.114	4
	Crawlz, Rocky	6	4	16	8:29.518	28.897	28.090	29.642	30.283	31.461	7
	Torres, Rodelay	9	5	15	7:46.793		27.365	28.485	29.379		Bump
	Dominguez, Pedro	7	6	15	8:09.610	22.817	29.740	29.992	30.607		6
	Louis, Richard	8	7	15	8:09.986	23.193	29.897	30.350	31.532		8
	Sabi, Kemo	10	8	14	8:09.106		30.735	31.826	33.101		Bump
	Parra, Nicholas	3	9	7	3:38.395		28.821	29.856			5
	Davis, Teddy	1	10	0							3

Car#	1	2	3	4	5	6	7	8	9	10
	Davis	Bilogan	Parra	Paulins	Maclellan	Crawlz	ominguez.Ped	Louis	Torres	Sabi
1.		3/28.918	5/32.875	2/25.670	1/24.328	7/37.601	9/40.222	4/31.387	6/35.248	8/39.838
2.		3/31.296	4/30.902	2/27.856	1/25.616	5/29.632	8/31.484	7/37.098	6/32.944	9/33.870
3.		3/29.841	4/29.428	2/26.352	1/26.437	6/30.537	8/31.949	7/32.900	5/28.210	9/36.539
4.		3/29.634	4/28.821	2/26.436	1/25.453	6/31.452	8/36.451	7/38.134	5/28.516	9/39.542
5.		3/28.885	4/29.164	2/26.224	1/26.466	5/28.090	7/33.338	8/34.737	6/37.350	9/31.741
6.		3/29.946	4/30.963	2/25.934	1/25.906	6/35.782	7/30.083	8/29.897	5/30.070	9/30.735
7.		3/30.573	4/36.242	2/26.914	1/26.727	6/32.752	7/29.740	8/31.971	5/29.124	9/35.349
8.		3/30.127		2/26.731	1/25.336	5/30.933	6/31.349	7/30.357	4/29.210	8/31.861
9.		3/31.644		2/26.853	1/32.401	5/29.885	7/39.403	6/33.232	4/27.365	8/31.722
10.		3/29.779		1/29.504	2/30.624	5/35.226	7/34.131	6/32.978	4/33.603	8/42.173
11.		3/30.180		2/28.249	1/25.287	5/32.397	7/30.445	6/30.483	4/30.692	8/33.070
12.		3/30.334		2/25.294	1/26.383	5/30.721	7/30.259	6/30.982	4/29.653	8/33.914
13.		3/30.994		2/29.541	1/26.488	5/30.980	7/30.880	6/33.307	4/33.856	8/34.934
14.		3/28.960		2/25.802	1/26.711	5/30.122	7/30.128	6/30.031	4/30.943	8/33.818
15.		3/30.100		2/28.211	1/26.300	5/30.482	6/29.748	7/32.492	4/30.009	
16.		3/29.410		2/26.776	1/26.762	4/32.926				
17.				2/25.991	1/29.886					
18.				2/28.816	1/26.750					

# Nitro Buggy (A Main)

Top Qualifier is Perez, Luis 12/5: 10.848 (Rnd 2)

Round 3

8

## FORCS VI Race 2

Ser#42318

Timing and Scoring by [www.RCScoringPro.com](http://www.RCScoringPro.com)

Sponsor	Driver Name	Car	Pos	Laps	Race Time	Behind	Fast Lap	Average Top 5	Top 10	Top 15	Q#
	Perez, Luis	3	1	44	20:30.491		25.457	25.502	25.651	25.812	1
	Garcia, Nelson	4	2	42	20:28.209		24.934	25.733	26.154	26.600	3
	Cox, Brett	1	3	41	20:26.860		26.935	27.087	27.251	27.467	2
	Gibson, Adrian	2	4	35	17:54.976		25.609	25.846	26.240	26.647	4

Car#	1	2	3	4	5	6	7	8	9	10
	Cox	Gibson	Perez	Garcia						
1.	1/22.609	4/26.869	3/25.106	2/24.729						
2.	3/33.195	1/27.357	2/29.611	4/31.342						
3.	3/26.935	1/26.536	2/26.499	4/27.050						
4.	4/27.402	2/26.271	1/25.495	3/24.934						
5.	4/30.721	3/29.329	1/25.457	2/28.139						
6.	4/27.540	3/28.920	1/26.317	2/26.243						
7.	4/27.004	2/26.095	1/26.356	3/32.349						
8.	3/30.907	2/26.023	1/25.721	4/31.975						
9.	2/27.504	4/109.514	1/25.498	3/27.708						
10.	2/27.330	4/27.141	1/26.599	3/30.007						
11.	2/27.105	4/25.609	1/28.653	3/25.973						
12.	2/28.842	4/28.968	1/25.887	3/27.929						
13.	2/28.649	4/27.310	1/26.615	3/27.477						
14.	3/28.597	4/25.938	1/26.901	2/28.280						
15.	2/28.033	4/27.198	1/26.097	3/34.333						
16.	2/27.952	4/27.786	1/26.725	3/35.462						
17.	2/28.171	4/29.534	1/34.866	3/26.508						
18.	3/39.371	4/29.781	1/27.417	2/27.201						
19.	3/33.933	4/31.239	1/28.773	2/32.151						
20.	3/27.297	4/31.454	1/26.095	2/25.288						
21.	3/27.181	4/27.125	1/25.728	2/29.799						
22.	3/33.002	4/31.233	1/31.341	2/29.229						
23.	3/27.664	4/27.659	1/26.535	2/27.580						
24.	3/29.855	4/28.491	1/26.040	2/28.163						
25.	3/27.209	4/33.815	1/25.696	2/26.276						
26.	3/32.930	4/29.948	1/27.647	2/26.225						
27.	3/28.240	4/25.936	1/25.588	2/28.075						
28.	3/27.693	4/27.906	1/25.961	2/26.505						
29.	3/31.649	4/30.467	1/26.830	2/36.643						
30.	3/29.316	4/30.658	1/39.192	2/33.017						
31.	3/39.904	4/29.115	1/26.304	2/26.542						
32.	3/34.255	4/29.780	1/26.172	2/27.493						
33.	3/28.456	4/28.564	1/25.474	2/28.674						
34.	3/33.467	4/29.682	1/36.516	2/27.914						
35.	3/29.794	4/25.725	1/26.501	2/32.841						
36.	3/30.224		1/30.198	2/28.208						
37.	3/31.630		1/31.395	2/27.880						
38.	3/29.970		1/26.327	2/29.508						
39.	3/28.153		1/31.156	2/29.903						
40.	3/30.868		1/26.380	2/30.175						
41.	3/36.303		1/26.274	2/40.024						
42.			1/26.581	2/32.457						
43.			1/35.517							
44.			1/34.450							



# 2WD Stock Buggy (A Main)

Top Qualifier is Record, Corey 12/5: 16.601 (Rnd 1)

Round 3



## FORCS VI Race 2

Ser#42318

Timing and Scoring by [www.RCScoringPro.com](http://www.RCScoringPro.com)

Sponsor	Driver Name	Car	Pos	Laps	Race Time	Behind	Fast Lap	Average Top 5	Top 10	Top 15	Q#
	Record, Corey	2	1	12	5:25.549		26.030	26.751	27.119		1
	Diaz, Reuben	7	2	12	5:26.444	0.895	26.451	26.833	27.176		2
	Cooper, Jared	1	3	11	5:05.261		26.894	27.177	27.833		3
	Cox, Joshua	6	4	11	5:11.679	6.418	27.531	27.758	28.357		4
	Jacobs, Rick	5	5	11	5:15.736	10.475	27.745	28.023	28.665		7
	Bankin, Max	8	6	11	5:20.903	15.642	27.016	27.676	29.194		5
	Hernandez, Johnathan	3	7	10	5:03.597		27.776	28.228			6
	Torres, Rodelay	9	8	10	5:08.265	4.668	28.574	28.888			Bump
	Gardner, Joel	4	9	10	5:14.593	10.996	28.858	29.944			8
	Lee, Pak	10	10	0							Bump

Car#	1	2	3	4	5	6	7	8	9	10
	Cooper	Record	Hernandez	Gardner	Jacobs	Cox	Diaz	Bankin	Torres	Lee
1.	3/26.929	1/25.219	5/28.581	8/33.309	7/29.085	4/28.104	2/25.691	6/28.962	9/34.888	
2.	3/27.392	1/26.030	5/28.292	8/29.084	6/28.481	4/27.756	2/26.451	7/32.395	9/28.803	
3.	3/27.269	1/27.007	6/28.506	7/28.858	5/27.745	4/27.690	2/26.783	8/32.942	9/33.576	
4.	3/26.894	1/26.792	6/33.964	7/31.067	5/31.910	4/27.531	2/27.088	8/28.597	9/28.828	
5.	3/27.388	2/29.141	6/27.776	9/32.678	5/28.395	4/27.839	1/26.729	7/27.016	8/28.574	
6.	3/26.943	2/26.833	8/39.848	9/34.718	5/28.638	4/28.521	1/28.030	6/28.023	7/31.550	
7.	3/27.701	2/27.095	7/31.044	9/30.630	5/28.486	4/29.171	1/27.114	6/28.073	8/33.925	
8.	3/28.711	1/27.155	7/29.020	9/30.103	5/29.019	4/29.048	2/28.988	6/27.906	8/29.470	
9.	3/29.481	1/27.650	7/28.223	9/31.044	5/28.399	4/28.608	2/27.388	6/28.131	8/29.885	
10.	3/28.524	1/28.135	7/28.343	9/33.102	5/27.812	4/27.976	2/27.248	6/27.361	8/28.766	
11.	3/28.029	1/27.338			5/27.766	4/29.435	2/27.270	6/31.497		
12.		1/27.154					2/27.664			





# Tenth Scale Truggy (A Main)

Top Qualifier is Bates, Kevin 12/5: 14.802 (Rnd 2)

Round 3

11

## FORCS VI Race 2

Ser#42318

Timing and Scoring by [www.RCScoringPro.com](http://www.RCScoringPro.com)

Sponsor	Driver Name	Car	Pos	Laps	Race Time	Behind	Fast Lap	Average Top 5	Top 10	Top 15	Q#
	Record, Corey	4	1	12	5:06.941		24.317	24.507	25.179		2
	Kretzschmar, Loren	8	2	11	5:01.413		25.816	26.252	27.152		3
	Bates, Kevin	1	3	11	5:06.164	4.751	23.937	25.629	26.851		1
	Baio, Joe	6	4	11	5:21.867	20.454	27.313	27.834	28.881		6
	Torres, Rodelay	3	5	11	5:27.740	26.327	25.732	26.873	29.221		5
	Diaz, Mke	7	6	10	5:02.820		26.142	27.763	30.282		4
	Sabi, Kemo	5	7	9	5:07.904		28.791	30.444			7
	Hancock, John	2	8	0							8

Car# 1	2	3	4	5	6	7	8	9	10
Bates	Hancock	Torres	Record	Sabi	Baio	Diaz	Kretzschmar		
1. 1/23.937		5/32.355	2/27.398	7/44.615	3/29.086	6/39.800	4/29.634		
2. 5/37.649		3/26.951	1/26.407	7/31.378	4/32.313	6/29.152	2/26.335		
3. 4/26.090		3/26.700	1/24.317	7/30.516	5/31.537	6/30.762	2/26.534		
4. 4/27.283		3/25.732	1/24.516	7/38.326	5/33.054	6/29.088	2/25.816		
5. 3/27.855		4/33.546	1/25.084	7/29.583	5/28.154	6/29.564	2/28.120		
6. 3/25.900		4/27.020	1/24.613	7/34.555	5/27.543	6/27.478	2/28.433		
7. 3/27.054		4/28.033	1/24.327	7/28.791	5/28.318	6/26.142	2/27.371		
8. 3/25.321		4/32.766	1/24.764	7/31.953	5/28.373	6/30.561	2/26.596		
9. 3/27.375		5/35.527	1/27.142	7/38.187	4/28.336	6/26.954	2/25.980		
10. 3/26.896		5/27.962	1/24.816		4/27.313	6/33.319	2/26.699		
11. 3/30.804		5/31.148	1/25.804		4/27.840		2/29.895		
12.			1/27.753						

# Mod 4WD Buggy (A Main)

Top Qualifier is Record, Corey 12/5:09.085 (Rnd 1)

Round 3

**12**

## FORCS VI Race 2

Ser#42318

Timing and Scoring by [www.RCScoringPro.com](http://www.RCScoringPro.com)

Sponsor	Driver Name	Car	Pos	Laps	Race Time	Behind	Fast Lap	Average Top 5	Top 10	Top 15	Q#
	Romano, Robert	6	1	13	5:26.872		23.650	24.357	24.783		3
	Record, Corey	2	2	12	5:08.646		23.799	24.173	25.390		1
	Davila, Daniel	1	3	12	5:09.685	1.039	24.268	24.870	25.526		4
	Bankin, Max	3	4	12	5:12.625	3.979	24.697	25.090	25.933		2
	Hernandez, Stephen	5	5	12	5:25.157	16.511	25.543	26.126	26.863		5
	Baio, Joe	7	6	11	5:07.036		25.992	26.629	27.384		7
	Gardner, Joel	8	7	11	5:07.782	0.746	25.566	26.187	27.969		8
	Karam, Neil	4	8	11	5:18.174	11.138	26.474	27.377	28.477		6
	Honcho, Mke	10	9	11	5:21.055	14.019	26.811	27.511	29.020		Bump
	Lee, Pak	9	10	0							Bump

Car#	1	2	3	4	5	6	7	8	9	10
	Davila	Record	Bankin	Karam	Hernandez	Romano	Baio	Gardner	Lee	Honcho
1.	5/26.227	1/22.344	2/24.543	9/33.407	4/25.873	3/25.344	8/33.193	6/28.095		7/30.854
2.	5/25.354	1/25.166	2/25.086	9/27.584	4/25.543	3/24.494	8/25.992	6/26.408		7/27.308
3.	5/26.867	1/24.300	3/28.239	9/29.326	4/26.576	2/26.384	8/26.987	6/25.967		7/26.811
4.	5/28.202	1/24.110	3/24.697	9/27.008	4/26.980	2/23.650	7/26.794	6/27.945		8/31.208
5.	5/24.527	3/32.399	2/25.351	9/26.474	4/25.784	1/24.412	7/26.450	6/25.566		8/27.113
6.	4/27.113	2/25.168	3/26.285	8/28.051	5/27.595	1/25.553	7/29.739	6/26.344		9/30.776
7.	4/26.001	2/23.799	3/28.751	8/29.296	6/29.366	1/25.159	7/27.311	5/26.651		9/31.073
8.	4/24.777	2/30.013	3/24.973	8/27.769	5/26.144	1/24.486	7/26.920	6/30.013		9/29.695
9.	3/25.491	2/26.177	4/27.872	8/28.562	5/27.327	1/25.119	6/28.578	7/36.436		9/29.893
10.	3/25.425	2/24.511	4/25.581	8/32.066	5/26.736	1/24.926	6/27.972	7/27.341		9/28.710
11.	3/24.268	2/24.143	4/25.906	8/28.631	5/30.651	1/24.745	6/27.100	7/27.016		9/27.614
12.	3/25.433	2/26.516	4/25.341		5/26.582	1/25.284				
13.						1/27.316				

# 13.5 4WD Buggy (A Main)

Top Qualifier is Record, Corey 13/5: 21.554 (Rnd 1)

Round 3

**13**

## FORCS VI Race 2

Ser#42318

Timing and Scoring by [www.RCScoringPro.com](http://www.RCScoringPro.com)

Sponsor	Driver Name	Car	Pos	Laps	Race Time	Behind	Fast Lap	Average Top 5	Top 10	Top 15	Q#
	Record, Corey	2	1	12	5:05.135		24.186	24.442	25.204		1
	Diaz, Reuben	1	2	12	5:05.577	0.442	24.742	24.850	25.209		2
	Cooper, Jared	5	3	12	5:22.189	17.054	26.015	26.089	26.248		3
	Jacobs, Rick	3	4	11	5:18.765		25.918	26.874	29.273		4
	Diaz, David	4	5	9	5:20.033		34.012	34.851			5

Car#	1	2	3	4	5	6	7	8	9	10
	Diaz	Record	Jacobs	Diaz	Cooper					
1.	2/24.338	1/22.875	3/26.032	5/32.168	4/26.867					
2.	2/24.748	1/24.936	3/25.918	5/36.709	4/26.108					
3.	2/25.190	1/24.186	4/32.131	5/34.565	3/26.365					
4.	2/24.742	1/24.366	4/26.756	5/38.701	3/26.015					
5.	2/24.887	1/26.412	4/28.770	5/35.136	3/26.017					
6.	2/24.777	1/24.687	4/27.463	5/36.350	3/26.100					
7.	2/25.414	1/24.284	4/33.972	5/34.012	3/26.287					
8.	2/25.097	1/24.898	4/26.705	5/34.191	3/26.204					
9.	2/25.291	1/24.686	4/31.961	5/38.201	3/26.415					
10.	2/25.849	1/27.655	4/27.526		3/26.380					
11.	1/26.092	2/30.224	4/31.531		3/26.588					
12.	2/29.152	1/25.926			3/32.843					