

2WD Stock Buggy


Round 1

1

Race Day

Ser#42318

Timing and Scoring by www.RCScoringPro.com

Sponsor	Driver Name	Car	Pos	Laps	Race Time	Behind	Fast Lap	Average Top 5	Top 10	Top 15	Q#
	Spallone, Dustin	2	1	13	5:11.455		23.415	23.690	23.838		1
	Diaz, Reuben	6	2	13	5:17.785	6.330	23.362	23.722	24.047		2
	MacLellan, Alex	1	3	13	5:37.313	25.858	23.327	23.699	24.199		3
	Cooper, Jared	5	4	11	5:00.930		25.309	26.070	27.029		4
	Torres, Rodelay	4	5	10	5:02.062		25.836	27.564	30.206		5
	Biggs, Patrick	3	6	10	5:18.773	16.711	28.371	29.859	31.877		6

Car#	1	2	3	4	5	6	7	8	9	10
	MacLellan	Spallone	Biggs	Torres	Cooper	Diaz				
1.	3/25.889	1/24.098	6/39.094	5/31.153	4/30.639	2/24.180				
2.	2/23.556	1/23.415	6/33.266	5/28.087	4/25.846	3/26.108				
3.	2/24.683	1/23.877	6/29.245	5/31.405	4/28.355	3/23.981				
4.	2/23.748	1/23.945	6/29.256	5/34.579	4/30.616	3/24.303				
5.	2/24.440	1/23.938	6/31.733	5/25.836	4/25.309	3/24.482				
6.	2/24.315	1/24.244	6/32.234	5/28.627	4/26.808	3/23.972				
7.	2/23.741	1/23.768	6/28.371	5/26.803	4/26.931	3/24.919				
8.	3/26.509	1/23.702	6/33.153	5/28.465	4/26.144	2/23.923				
9.	2/23.327	1/23.933	6/30.844	5/32.441	4/27.012	3/24.988				
10.	2/24.125	1/24.159	6/31.577	5/34.666	4/26.241	3/23.836				
11.	3/24.168	1/24.669			4/27.029	2/23.362				
12.	3/29.439	1/24.018				2/26.214				
13.	3/39.373	1/23.689				2/23.517				

Mod 4WD Buggy

Round 1

2

Race Day

Ser#42318

Timing and Scoring by www.RCScoringPro.com

Sponsor	Driver Name	Car	Pos	Laps	Race Time	Behind	Fast Lap	Average Top 5	Top 10	Top 15	Q#
	Baio, Joe	2	1	12	5:07.606		24.236	24.840	25.241		1
	Hernandez, Johnathan	5	2	12	5:27.811	20.205	23.869	24.540	25.736		2
	Hancock, John	3	3	12	5:28.317	20.711	24.386	25.061	26.612		3
	Honcho, Mke	1	4	11	5:05.159		24.806	25.668	27.320		4
	Karam, Neil	6	5	10	5:09.659		23.886	24.621	30.966		5
	Garcia, Nelson	4	6	0							6

Car#	1	2	3	4	5	6	7	8	9	10
	Honcho	Baio	Hancock	Garcia	Hernandez	Karam				
1.	3/30.021	1/24.236	4/30.727		2/27.829	5/32.651				
2.	5/28.573	1/24.849	3/25.683		2/24.709	4/24.209				
3.	4/31.838	2/27.695	3/27.803		1/23.968	5/49.680				
4.	4/31.957	1/25.184	3/27.877		2/25.879	5/27.545				
5.	4/25.177	1/27.497	3/25.126		2/27.138	5/24.525				
6.	4/24.806	2/25.107	3/30.858		1/23.869	5/23.886				
7.	4/25.948	1/24.987	3/25.593		2/26.548	5/28.961				
8.	4/26.111	1/25.022	2/24.386		3/40.507	5/24.246				
9.	4/26.552	1/25.387	2/27.553		3/26.405	5/26.238				
10.	4/27.878	1/25.792	2/26.860		3/26.743	5/47.718				
11.	4/26.298	1/26.153	2/24.515		3/24.276					
12.		1/25.697	3/31.336		2/29.940					

Top Qualifiers		Qual#	Laps	Race Time (Difference)	Round	Race	Pos in Race	Fast Lap
	Baio, Joe	1	12	5:07.606	1	2	1	24.236
	Hernandez, Johnathan	2	12	5:27.811 20.20	1	2	2	23.869
	Hancock, John	3	12	5:28.317 0.506	1	2	3	24.386
	Honcho, Mike	4	11	5:05.159	1	2	4	24.806
	Karam, Neil	5	10	5:09.659	1	2	5	23.886
	Garcia, Nelson	6	0		1	2	6	

4WD Short Course

Round 1

3

Race Day

Ser#42318

Timing and Scoring by www.RCScoringPro.com

Sponsor	Driver Name	Car	Pos	Laps	Race Time	Behind	Fast Lap	Average Top 5	Top 10	Top 15	Q#
	Cooper, Jared	4	1	12	5:24.864		24.771	25.307	26.377		1
	Biggs, Patrick	2	2	11	5:17.394		26.831	27.505	28.550		2
	Torres, Rodelay	3	3	11	5:21.745	4.351	25.314	27.281	28.841		3
	Dominguez, Pedro	1	4	9	5:20.011		28.911	31.409			4

Car# 1	2	3	4	5	6	7	8	9	10
Dominguez, Pedr	Biggs	Torres	Cooper						
1.	4/31.897	3/31.895	1/27.735	2/30.608					
2.	4/34.974	2/28.357	3/33.338	1/25.417					
3.	4/29.507	2/30.861	3/32.458	1/24.771					
4.	4/28.911	2/27.283	3/26.782	1/27.188					
5.	4/41.948	2/30.013	3/28.248	1/30.490					
6.	4/44.647	2/28.234	3/29.096	1/26.026					
7.	4/35.005	3/26.986	2/25.314	1/25.171					
8.	4/41.364	2/29.480	3/32.530	1/27.371					
9.	4/31.758	2/26.831	3/28.328	1/27.821					
10.		2/29.261	3/29.004	1/25.149					
11.		2/28.193	3/28.912	1/27.185					
12.			1/27.667						

Top Qualifiers	Qual#	Laps	Race Time (Difference)	Round	Race	Pos in Race	Fast Lap
Cooper, Jared	1	12	5:24.864	1	3	1	24.771
Biggs, Patrick	2	11	5:17.394	1	3	2	26.831
Torres, Rodelay	3	11	5:21.745 4.351	1	3	3	25.314
Dominguez, Pedro	4	9	5:20.011	1	3	4	28.911

Electric Buggy


Round 1

4

Race Day

Ser#42318

Timing and Scoring by www.RCScoringPro.com

Sponsor	Driver Name	Car	Pos	Laps	Race Time	Behind	Fast Lap	Average Top 5	Top 10	Top 15	Q#
	MacLellan, Alex	1	1	13	5:05.120		21.446	22.098	22.521		1
	Garcia, Nelson	4	2	13	5:25.104	19.984	22.027	22.705	23.818		2
	Hernandez, Johnathan	6	3	12	5:04.190		22.300	23.561	24.645		3
	Karam, Neil	7	4	12	5:18.022	13.832	22.692	23.358	24.421		4
	Dominguez, Pedro	2	5	11	5:33.029		27.227	27.845	29.895		5
	Torres, Rodelay	5	6	10	5:06.685		24.494	27.542	30.669		6
	Souza, Cesar	3	7	7	2:56.093		22.785	23.953			7

Car#	1	2	3	4	5	6	7	8	9	10
	MacLellan	ominguez.Pedr	Souza	Garcia	Torres	Hernandez	Karam			
1.	1/22.584	7/30.928	3/25.265	5/29.710	6/30.684	2/23.362	4/26.059			
2.	1/23.944	7/33.136	3/23.525	5/22.027	6/32.669	2/24.947	4/23.432			
3.	2/24.191	6/27.674	3/22.785	5/23.946	7/34.440	1/22.300	4/24.603			
4.	1/22.528	6/27.613	5/28.097	4/22.786	7/35.335	2/24.450	3/23.745			
5.	1/22.033	6/32.822	5/28.230	2/22.727	7/33.118	4/28.450	3/23.973			
6.	1/28.363	6/29.302	5/23.919	3/25.581	7/28.585	4/27.359	2/24.293			
7.	1/22.626	6/27.407	4/24.272	2/24.503	7/33.412	3/24.866	5/31.173			
8.	1/22.002	5/27.227		2/25.088	6/27.154	4/25.707	3/22.692			
9.	1/27.357	5/29.572		2/25.536	6/24.494	4/25.773	3/23.453			
10.	1/22.481	5/34.084		2/23.526	6/26.794	3/23.741	4/42.638			
11.	1/21.446	5/33.264		2/22.457		3/29.285	4/23.470			
12.	1/22.593			2/28.501		3/23.950	4/28.491			
13.	1/22.972			2/28.716						

Top Qualifiers	Qual#	Laps	Race Time (Difference)	Round	Race	Pos in Race	Fast Lap
MacLellan, Alex	1	13	5:05.120	1	4	1	21.446
Garcia, Nelson	2	13	5:25.104 19.98	1	4	2	22.027
Hernandez, Johnathan	3	12	5:04.190	1	4	3	22.300
Karam, Neil	4	12	5:18.022 13.83	1	4	4	22.692
Dominguez, Pedro	5	11	5:33.029	1	4	5	27.227
Torres, Rodelay	6	10	5:06.685	1	4	6	24.494
Souza, Cesar	7	7	2:56.093	1	4	7	22.785

13.5 4WD Buggy


Round 1

5

Race Day

Ser#42318

Timing and Scoring by www.RCScoringPro.com

Sponsor	Driver Name	Car	Pos	Laps	Race Time	Behind	Fast Lap	Average Top 5	Top 10	Top 15	Q#
	Spallone, Dustin	2	1	13	5:06.540		22.359	22.600	22.872		1
	Kretzschmar, Loren	1	2	12	5:00.690		22.823	23.609	24.441		2
	Allen, Tom	4	3	12	5:18.633	17.943	22.586	23.924	25.813		3
	Dominguez, Pedro	3	4	10	5:19.891		26.622	27.098	31.989		4

Car# 1	2	3	4	5	6	7	8	9	10
Kretzschmar	Spallone	Dominguez, Pedro	Allen						
1. 3/26.216	1/22.828	4/31.623	2/24.272						
2. 2/23.513	1/22.499	4/34.703	3/27.011						
3. 2/22.823	1/23.179	4/27.149	3/22.586						
4. 2/23.959	1/22.359	4/26.697	3/27.835						
5. 2/24.865	1/22.562	4/26.622	3/29.127						
6. 2/24.117	1/22.873	4/30.365	3/27.432						
7. 2/26.890	1/22.751	4/37.138	3/29.220						
8. 2/24.612	1/25.445	4/50.573	3/25.512						
9. 2/24.085	1/25.998	4/26.661	3/31.282						
10. 2/29.393	1/22.939	4/28.360	3/23.378						
11. 2/26.552	1/23.728		3/23.874						
12. 2/23.665	1/26.381		3/27.104						
13.	1/22.998								

Top Qualifiers		Qual#	Laps	Race Time (Difference)	Round	Race	Pos in Race	Fast Lap
Spallone, Dustin		1	13	5:06.540	1	5	1	22.359
Kretzschmar, Loren		2	12	5:00.690	1	5	2	22.823
Allen, Tom		3	12	5:18.633 17.94	1	5	3	22.586
Dominguez, Pedro		4	10	5:19.891	1	5	4	26.622

2WD Stock Buggy

Top Qualifier is Spallone, Dustin 13/5: 11.455 (Rnd 1)

Round 2

1

Race Day

Ser#42318

Timing and Scoring by www.RCScoringPro.com

Sponsor	Driver Name	Car	Pos	Laps	Race Time	Behind	Fast Lap	Average Top 5	Top 10	Top 15	Q#
	Spallone, Dustin	2	1	13	5:06.463		22.971	23.061	23.309		1
	Diaz, Reuben	6	2	13	5:21.287	14.824	22.729	23.028	23.953		2
	MacLellan, Alex	1	3	12	5:11.587		22.897	23.110	24.040		3
	Cooper, Jared	5	4	12	5:13.093	1.506	24.123	24.591	25.417		4
	Torres, Rodelay	4	5	11	5:10.341		24.672	25.958	27.630		5
	Biggs, Patrick	3	6	11	5:14.399	4.058	25.519	26.245	28.080		6

Car#	1	2	3	4	5	6	7	8	9	10
	MacLellan	Spallone	Biggs	Torres	Cooper	Diaz				
1.	6/35.154	1/23.858	2/25.519	4/29.484	5/30.046	3/26.013				
2.	6/36.034	1/23.869	2/25.679	5/27.831	4/25.013	3/26.509				
3.	6/23.673	1/23.454	3/26.713	5/26.869	4/24.500	2/22.729				
4.	6/25.899	1/24.188	5/31.649	4/24.672	3/25.469	2/27.980				
5.	6/22.897	1/22.999	5/27.222	4/26.160	3/24.731	2/23.382				
6.	6/23.363	1/24.126	5/29.592	4/27.069	3/28.880	2/23.106				
7.	5/23.125	1/22.971	6/33.599	4/26.917	3/24.684	2/23.352				
8.	4/23.195	1/23.210	6/26.092	5/31.338	3/26.650	2/27.174				
9.	4/22.969	1/23.077	6/28.457	5/25.174	3/25.815	2/26.607				
10.	3/24.760	1/23.157	6/29.254	5/30.781	4/28.266	2/23.042				
11.	3/27.108	1/23.390	6/30.623	5/34.046	4/24.123	2/24.707				
12.	3/23.410	1/23.101			4/24.916	2/23.773				
13.		1/25.063				2/22.913				

Top Qualifiers	Qual#	Laps	Race Time (Difference)	Round	Race	Pos in Race	Fast Lap
Spallone, Dustin	1	13	5:06.463	2	1	1	22.971
Diaz, Reuben	2	13	5:17.785 11.32	1	1	2	23.362
MacLellan, Alex	3	13	5:37.313 19.52	1	1	3	23.327
Cooper, Jared	4	12	5:13.093	2	1	4	24.123
Torres, Rodelay	5	11	5:10.341	2	1	5	24.672
Biggs, Patrick	6	11	5:14.399 4.058	2	1	6	25.519

Mod 4WD Buggy

Top Qualifier is Baio, Joe 12/5: 07.606 (Rnd 1)

Round 2

2

Race Day

Ser#42318

Timing and Scoring by www.RCScoringPro.com

Sponsor	Driver Name	Car	Pos	Laps	Race Time	Behind	Fast Lap	Average Top 5	Top 10	Top 15	Q#
	Karam, Neil	6	1	12	5:03.450		23.725	24.312	25.014		1
	Hernandez, Johnathan	5	2	12	5:05.577	2.127	22.976	23.634	24.865		2
	Honcho, Mke	1	3	12	5:10.047	6.597	24.226	24.700	25.165		4
	Baio, Joe	2	4	12	5:14.211	10.761	24.281	24.496	25.580		3
	Hancock, John	3	5	12	5:21.337	17.887	23.486	24.479	25.031		5
	Garcia, Nelson	4	6	0							

Car#	1	2	3	4	5	6	7	8	9	10
	Honcho	Baio	Hancock	Garcia	Hernandez	Karam				
1.	2/25.666	4/29.053	1/25.376		5/29.468	3/26.456				
2.	3/27.321	4/25.274	1/25.071		5/27.456	2/25.712				
3.	3/25.373	4/24.960	1/23.486		5/23.729	2/24.331				
4.	3/24.507	4/27.004	1/24.900		5/27.097	2/26.246				
5.	3/25.632	4/27.341	1/24.813		5/26.069	2/25.124				
6.	3/25.992	5/29.361	1/27.028		4/22.976	2/24.356				
7.	3/24.226	5/24.481	1/25.221		4/23.657	2/23.725				
8.	2/24.740	4/28.736	5/40.814		3/25.495	1/26.055				
9.	3/31.071	4/24.328	5/24.770		2/23.457	1/24.522				
10.	3/24.682	4/24.281	5/30.209		2/26.116	1/25.449				
11.	3/25.347	4/24.430	5/25.222		2/24.353	1/24.624				
12.	3/25.490	4/24.962	5/24.427		2/25.704	1/26.850				

Top Qualifiers	Qual#	Laps	Race Time (Difference)		Round	Race	Pos in Race	Fast Lap
Karam, Neil	1	12	5:03.450		2	2	1	23.725
Hernandez, Johnathan	2	12	5:05.577	2.127	2	2	2	22.976
Baio, Joe	3	12	5:07.606	2.029	1	2	1	24.236
Honcho, Mike	4	12	5:10.047	2.441	2	2	3	24.226
Hancock, John	5	12	5:21.337	11.29	2	2	5	23.486
Garcia, Nelson	6	0			1	2	6	

4WD Short Course

Round 2

Top Qualifier is Cooper, Jared 12/5: 24.864 (Rnd 1)

3

Race Day

Ser#42318

Timing and Scoring by www.RCScoringPro.com

Sponsor	Driver Name	Car	Pos	Laps	Race Time	Behind	Fast Lap	Average Top 5	Top 10	Top 15	Q#
	Cooper, Jared	4	1	12	5:10.395		23.708	24.365	25.006		1
	MacLellan, Alex	5	2	12	5:22.270	11.875	18.693	23.523	25.792		2
	Biggs, Patrick	2	3	12	5:26.828	16.433	24.699	26.058	26.789		3
	Torres, Rodelay	3	4	10	5:01.119		25.342	26.718	30.112		4
	Dominguez, Pedro	1	5	10	5:20.723	19.604	27.592	29.700	32.072		5

Car# 1	2	3	4	5	6	7	8	9	10
Dominguez, Pedr	Biggs	Torres	Cooper	MacLellan					
1. 5/34.268	2/27.683	4/32.630	1/24.297	3/30.163					
2. 5/27.592	2/26.806	4/26.266	1/29.985	3/24.481					
3. 5/32.977	2/26.096	4/27.832	1/24.874	3/26.747					
4. 4/29.514	3/27.467	5/39.624	1/24.352	2/23.679					
5. 5/30.703	3/26.825	4/25.342	1/24.750	2/27.911					
6. 5/35.325	3/29.931	4/25.723	2/23.708	1/18.693					
7. 5/36.636	3/29.004	4/33.311	1/24.719	2/30.529					
8. 5/33.019	3/27.405	4/28.427	1/30.345	2/27.627					
9. 5/29.241	3/26.752	4/31.584	1/24.772	2/33.824					
10. 5/31.448	3/25.938	4/30.380	1/25.168	2/27.853					
11.	3/24.699		1/25.244	2/25.975					
12.	3/28.222		1/28.181	2/24.788					

Top Qualifiers	Qual#	Laps	Race Time (Difference)	Round	Race	Pos in Race	Fast Lap
Cooper, Jared	1	12	5:10.395	2	3	1	23.708
MacLellan, Alex	2	12	5:22.270 11.87	2	3	2	18.693
Biggs, Patrick	3	12	5:26.828 4.558	2	3	3	24.699
Torres, Rodelay	4	11	5:21.745	1	3	3	25.314
Dominguez, Pedro	5	10	5:20.723	2	3	5	27.592

Electric Buggy

Top Qualifier is Maclellan, Alex 1/3/5: 05.120 (Rnd 1)

Round 2

4

Race Day

Ser#42318

Timing and Scoring by www.RCScoringPro.com

Sponsor	Driver Name	Car	Pos	Laps	Race Time	Behind	Fast Lap	Average Top 5	Top 10	Top 15	Q#
	Garcia, Nelson	4	1	13	5:09.405		22.236	22.592	23.056		2
	Hernandez, Johnathan	6	2	13	5:15.512	6.107	22.312	22.648	23.322		3
	Maclellan, Alex	1	3	13	5:17.814	8.409	22.369	22.802	23.454		1
	Karam, Neil	7	4	12	5:06.819		23.431	24.045	24.743		4
	Torres, Rodelay	5	5	11	5:10.655		23.979	25.123	27.541		5
	Dominguez, Pedro	2	6	9	5:02.318		27.198	30.291			6
	Souza, Cesar	3	7	6	2:28.698		22.149	23.531			7

Car#	1	2	3	4	5	6	7	8	9	10
	Maclellan	ominguez.Pedr	Souza	Garcia	Torres	Hernandez	Karam			
1.	2/22.933	7/39.440	1/22.578	3/23.434	5/24.966	4/23.580	6/30.223			
2.	2/23.642	7/27.198	4/27.043	1/22.475	3/24.591	5/29.479	6/25.644			
3.	2/26.084	7/30.189	1/22.305	3/27.189	4/27.819	6/26.378	5/23.431			
4.	2/24.385	7/36.119	4/31.043	1/22.831	6/31.099	3/22.312	5/23.779			
5.	2/22.770	7/29.222	4/22.149	1/22.304	6/23.979	3/22.645	5/25.020			
6.	2/25.272	7/34.635	4/23.580	1/23.112	6/35.241	3/22.821	5/25.412			
7.	2/23.105	6/30.552		1/24.109	5/28.332	3/26.435	4/25.122			
8.	2/22.369	6/34.292		1/23.171	5/24.258	3/23.086	4/29.170			
9.	2/22.960	6/40.671		1/22.236	5/32.543	3/24.040	4/23.534			
10.	2/24.124			1/23.342	5/29.680	3/24.167	4/24.463			
11.	2/29.034			1/23.546	5/28.147	3/22.496	4/25.378			
12.	2/22.979			1/27.103		3/25.106	4/25.643			
13.	3/28.157			1/24.553		2/22.967				

Top Qualifiers	Qual#	Laps	Race Time (Difference)	Round	Race	Pos in Race	Fast Lap
Maclellan, Alex	1	13	5:05.120	1	4	1	21.446
Garcia, Nelson	2	13	5:09.405 4.285	2	4	1	22.236
Hernandez, Johnathan	3	13	5:15.512 6.107	2	4	2	22.312
Karam, Neil	4	12	5:06.819	2	4	4	23.431
Torres, Rodelay	5	11	5:10.655	2	4	5	23.979
Dominguez, Pedro	6	11	5:33.029 22.37	1	4	5	27.227
Souza, Cesar	7	7	2:56.093	1	4	7	22.785

13.5 4WD Buggy

Round 2

Top Qualifier is Spallone, Dustin 13/5: 06.540 (Rnd 1)

5

Race Day

Ser#42318

Timing and Scoring by www.RCScoringPro.com

Sponsor	Driver Name	Car	Pos	Laps	Race Time	Behind	Fast Lap	Average Top 5	Top 10	Top 15	Q#
	Spallone, Dustin	2	1	14	5:10.305		21.663	21.918	22.059		1
	Allen, Tom	4	2	13	5:14.155		21.876	22.244	23.146		2
	Kretzschmar, Loren	1	3	12	5:05.109		21.853	22.626	23.177		3
	Dominguez, Pedro	3	4	10	5:12.088		28.008	28.815	31.209		4

Car# 1	2	3	4	5	6	7	8	9	10
Kretzschmar	Spallone	Dominguez, Pedro	Allen						
1.	2/23.221	1/22.107	4/36.265	3/26.192					
2.	2/24.462	1/22.183	4/35.385	3/23.648					
3.	2/22.753	1/22.484	4/29.220	3/24.905					
4.	3/48.875	1/22.538	4/29.600	2/22.207					
5.	3/23.804	1/22.098	4/29.025	2/22.843					
6.	3/23.651	1/21.870	4/28.876	2/27.195					
7.	3/23.594	1/21.663	4/28.947	2/25.204					
8.	3/23.859	1/22.180	4/30.480	2/22.191					
9.	3/23.732	1/21.960	4/36.282	2/29.312					
10.	3/22.595	1/22.303	4/28.008	2/23.348					
11.	3/22.710	1/22.276		2/23.130					
12.	3/21.853	1/22.001		2/22.104					
13.		1/22.253		2/21.876					
14.		1/22.389							

Top Qualifiers	Qual#	Laps	Race Time (Difference)	Round	Race	Pos in Race	Fast Lap
Spallone, Dustin	1	14	5:10.305	2	5	1	21.663
Allen, Tom	2	13	5:14.155	2	5	2	21.876
Kretzschmar, Loren	3	12	5:00.690	1	5	2	22.823
Dominguez, Pedro	4	10	5:12.088	2	5	4	28.008

Mod 4WD Buggy (A Main)

Top Qualifier is Karam, Neil 12/5: 03.450 (Rnd 2)

Round 3

2

Race Day

Ser#42318

Timing and Scoring by www.RCScoringPro.com

Sponsor	Driver Name	Car	Pos	Laps	Race Time	Behind	Fast Lap	Average Top 5	Top 10	Top 15	Q#
	Karam, Neil	6	1	12	5:03.392		23.107	23.503	27.268		1
	Hancock, John	3	2	12	5:12.097	8.705	23.801	24.508	25.310		5
	Hernandez, Johnathan	5	3	12	5:17.908	14.516	23.777	24.427	25.627		2
	Baio, Joe	2	4	12	5:22.131	18.739	24.129	24.424	26.138		3
	Honcho, Mke	1	5	3	1:29.553		25.841				4
	Garcia, Nelson	4	6	0							6

Car#	1	2	3	4	5	6	7	8	9	10
	Honcho	Baio	Hancock	Garcia	Hernandez	Karam				
1.	5/37.848	2/29.821	1/29.406		4/32.055	3/30.709				
2.	5/25.841	4/29.389	2/27.057		3/25.925	1/25.014				
3.	5/25.864	4/24.776	2/23.801		3/24.127	1/23.107				
4.		3/24.327	2/26.947		4/26.362	1/23.241				
5.		3/24.129	2/24.480		4/28.526	1/23.358				
6.		3/29.868	2/29.593		4/25.815	1/23.836				
7.		2/24.460	1/25.046		3/24.775	4/55.383				
8.		3/30.933	1/25.210		2/29.581	4/25.530				
9.		3/25.635	1/24.452		2/24.706	4/25.112				
10.		3/24.430	1/24.760		2/23.777	4/24.130				
11.		3/25.978	1/25.084		2/24.749	4/23.972				
12.		3/28.385	1/26.261		2/27.510					

4WD Short Course (A Main)

Top Qualifier is Cooper, Jared 12/5: 10.395 (Rnd 2)

Round 3

3

Race Day

Ser#42318

Timing and Scoring by www.RCScoringPro.com

Sponsor	Driver Name	Car	Pos	Laps	Race Time	Behind	Fast Lap	Average Top 5	Top 10	Top 15	Q#
	Cooper, Jared	4	1	15	6:17.412		19.989	23.506	24.852		1
	MacLellan, Alex	5	2	15	6:21.268	3.856	23.555	23.888	25.033		2
	Torres, Rodelay	3	3	14	6:18.621		25.601	26.332	27.672		4
	Biggs, Patrick	2	4	13	6:06.914		26.427	27.509	29.291		3
	Dominguez, Pedro	1	5	13	6:23.616	16.702	29.805	30.332	31.034		5

Car# 1	2	3	4	5	6	7	8	9	10
Dominguez, Pedr	Biggs	Torres	Cooper	MacLellan					
1. 5/2.804	3/2.197	4/2.390	1/1.547	2/1.962					
2. 3/30.026	5/36.549	4/31.573	2/25.263	1/24.215					
3. 3/31.222	4/28.789	5/36.374	1/25.458	2/26.695					
4. 4/31.014	3/26.841	5/28.243	1/23.813	2/24.154					
5. 3/31.656	5/35.254	4/28.888	1/24.492	2/23.767					
6. 4/29.805	5/28.010	3/26.502	2/35.198	1/24.219					
7. 4/32.540	5/35.119	3/26.936	2/24.406	1/28.331					
8. 4/30.202	5/29.786	3/25.891	2/31.140	1/25.855					
9. 4/32.797	5/30.527	3/26.730	2/28.461	1/23.747					
10. 5/30.611	4/26.427	3/31.562	2/24.831	1/23.555					
11. 5/31.581	4/28.113	3/28.492	2/27.630	1/25.796					
12. 5/31.680	4/28.153	3/29.519	2/25.026	1/34.310					
13. 5/37.678	4/31.149	3/25.601	2/27.611	1/31.298					
14.		3/29.920	2/32.547	1/31.522					
15.			1/19.989	2/31.842					

