

Nitro Buggy


Round 1

1

SFOCSV-Race 3

Ser#42318

Timing and Scoring by www.RCScoringPro.com

Sponsor	Driver Name	Car	Pos	Laps	Race Time	Behind	Fast Lap	Average Top 5	Top 10	Top 15	Q#
	Viesins, Christopher	8	1	14	5:17.663		22.321	22.429	22.560		1
	Kirby, Jamin	3	2	13	5:21.497		23.218	23.579	23.864		2
	Holness, Paul	1	3	13	5:21.521	0.024	23.054	23.472	24.190		3
	Gibson, Adrian	6	4	12	5:01.524		23.766	23.960	24.438		4
	Cox, Joshua	4	5	12	5:04.297	2.773	23.997	24.535	24.945		5
	Vance, Joe	5	6	11	5:02.286		25.295	25.855	27.239		6
	Vasan, Sebastian	10	7	0			0.000				7
	Laos, "PacMan" Christopher	7	8	0							8
	Hold, Kiarra	2	9	0							9
	Perez, Luis	9	10	0							10

Car#	1	2	3	4	5	6	7	8	9	10
	Holness	Hold	Kirby	Cox	Vance	Gibson	Laos	Viesins	Perez	Vasan
1.	5/25.900		3/24.068	4/24.773	6/29.395	2/23.766		1/22.841		
2.	4/25.582		5/28.818	2/24.679	6/29.868	3/26.211		1/23.148		
3.	4/24.915		5/24.324	2/25.232	6/25.785	3/24.716		1/22.943		
4.	5/24.074		4/23.218	3/25.284	6/25.606	2/23.938		1/22.599		
5.	4/23.473		3/23.425	5/26.002	6/25.295	2/24.325		1/22.521		
6.	3/23.443		4/24.163	5/25.677	6/29.812	2/24.189		1/22.547		
7.	2/23.679		3/23.926	5/23.997	6/26.555	4/26.690		1/23.001		
8.	2/23.054		3/24.195	4/24.265	6/29.892	5/30.456		1/22.381		
9.	2/25.863		3/29.099	5/28.842	6/27.487	4/24.103		1/22.752		
10.	2/27.446		3/24.945	5/25.112	6/26.495	4/24.743		1/22.321		
11.	2/23.710		3/23.839	5/25.474	6/26.096	4/23.803		1/22.629		
12.	2/24.104		3/23.485	5/24.960		4/24.584		1/22.374		
13.	3/26.278		2/23.992					1/22.639		
14.								1/22.967		

13.5 4WD Buggy

Round 1

2

SFOCSV-Race 3

Ser#42318

Timing and Scoring by www.RCScoringPro.com

Sponsor	Driver Name	Car	Pos	Laps	Race Time	Behind	Fast Lap	Average Top 5	Top 10	Top 15	Q#
	Lopez, Jader	8	1	13	5:03.904		22.368	22.557	22.852		1
	Record, Corey	11	2	13	5:16.332	12.428	23.191	23.419	23.770		2
	Garcia, Nelson	2	3	12	5:06.982		24.410	24.687	25.227		3
	Karam, Neil	12	4	12	5:08.172	1.190	24.325	24.777	25.133		4
	MacLellan, Alex	4	5	12	5:08.657	1.675	23.917	24.185	25.120		5
	Bankin, Max	7	6	12	5:13.997	7.015	24.471	24.627	25.143		6
	Hammond, Glenn	6	7	11	5:02.439		25.660	26.318	27.155		7
	Dotinga, Chris	5	8	11	5:06.940	4.501	25.142	25.787	27.421		8
	Bilogan, Steve	3	9	11	5:13.284	10.845	25.743	26.662	27.891		9
	Hutton, Jonathan	1	10	11	5:15.759	13.320	24.962	25.508	27.340		10
	Spallone, Dustin	10	11	11	5:32.678	30.239	23.759	24.089	25.517		11
	Dominguez, Pedro	9	12	9	5:00.721		28.579	29.747			12
	Mbrales, Alfredo	13	13	6	2:33.592		22.907	24.956			13



Car#	1	2	3	4	5	6	7	8	9	10
	Hutton	Garcia	Bilogan	MacLellan	Dotinga	Hammond	Bankin	Lopez	Dominguez, Pedro	Spallone
1.	6/25.473	8/26.647	9/27.218	4/24.848	10/27.680	11/27.703	12/30.303	1/22.479	13/31.865	3/24.639
2.	11/30.479	7/26.779	12/28.819	5/25.862	9/26.768	8/26.019	10/24.953	1/22.368	13/29.346	3/24.988
3.	12/30.572	7/25.166	11/25.743	5/25.132	9/25.576	8/25.660	10/25.623	1/22.512	13/28.579	3/24.034
4.	12/32.045	6/25.564	11/26.402	4/23.917	7/25.142	10/26.594	8/24.471	1/22.719	13/29.424	3/24.322
5.	12/26.038	7/24.410	11/34.372	4/24.037	10/30.763	9/27.337	8/24.671	1/24.060	13/39.933	3/24.854
6.	12/42.356	5/24.602	11/28.375	4/27.269	10/27.844	9/27.279	7/24.668	1/23.376	13/44.391	3/24.360
7.	11/24.962	4/25.590	10/28.553	3/27.385	9/32.216	8/27.853	5/24.668	1/22.800	12/35.619	7/35.878
8.	11/26.300	3/24.846	10/27.964	4/26.207	9/25.707	8/29.121	6/27.616	1/22.705	12/32.045	5/23.759
9.	11/25.830	4/25.868	10/26.935	3/23.938	8/25.932	9/30.891	7/32.263	1/23.565	12/29.519	5/24.119
10.	11/26.467	5/27.933	10/31.893	3/24.187	8/26.580	9/27.944	7/25.270	1/27.761		4/24.212
11.	10/25.237	3/24.926	9/27.010	4/30.074	8/32.732	7/26.038	6/24.659	1/23.192		11/77.513
12.		3/24.651		5/25.801			6/24.832	1/23.027		
13.								1/23.340		

Car#	11	12	13	14	15	16	17	18	19	20
	Record	Karam	Morales							
1.	5/25.391	2/24.356	7/26.481							
2.	2/23.891	4/25.498	6/25.827							
3.	2/23.191	4/25.231	6/24.340							
4.	2/23.271	5/25.854	9/28.813							
5.	2/23.624	5/26.928	6/22.907							
6.	2/23.674	8/29.917	6/25.224							
7.	2/24.584	6/25.067								
8.	2/24.453	7/25.386								
9.	2/28.656	6/24.325								
10.	2/24.203	6/25.475								
11.	2/23.862	5/25.069								
12.	2/24.198	4/25.066								
13.	2/23.334									

Top Qualifiers	Qual#	Laps	Race Time (Difference)	Round	Race	Pos in Race	Fast Lap
Lopez, Jader	1	13	5:03.904	1	2	1	22.368
Record, Corey	2	13	5:16.332 12.42	1	2	2	23.191
Garcia, Nelson	3	12	5:06.982	1	2	3	24.410
Karam, Neil	4	12	5:08.172 1.190	1	2	4	24.325
MacLellan, Alex	5	12	5:08.657 0.485	1	2	5	23.917
Bankin, Max	6	12	5:13.997 5.340	1	2	6	24.471
Hammond, Glenn	7	11	5:02.439	1	2	7	25.660
Dotinga, Chris	8	11	5:06.940 4.501	1	2	8	25.142
Bilogan, Steve	9	11	5:13.284 6.344	1	2	9	25.743
Hutton, Jonathan	10	11	5:15.759 2.475	1	2	10	24.962

Electric Buggy


Round 1

3

SFOCSV-Race 3

Ser#42318

Timing and Scoring by www.RCScoringPro.com

Sponsor	Driver Name	Car	Pos	Laps	Race Time	Behind	Fast Lap	Average Top 5	Top 10	Top 15	Q#
	Viesins, Christopher	7	1	14	5:17.673		21.898	22.267	22.513		1
	Romano, Robert	9	2	13	5:14.098		22.881	23.303	23.589		2
	Paulins, Matt	6	3	13	5:18.650	4.552	23.512	23.810	24.169		3
	Hernandez, Johnathan	3	4	12	5:08.384		23.830	24.288	25.066		4
	Barbera, Joe	11	5	12	5:09.393	1.009	24.616	25.123	25.552		5
	Honcho, Mke	10	6	11	5:09.706		25.286	25.897	27.459		6
	Laos, "PacMan" Christopher	8	7	11	5:11.041	1.335	22.787	22.966	23.183		7
	Louis, Richard	5	8	11	5:27.644	17.938	27.224	28.338	28.945		8
	Baio, Joe	1	9	10	5:09.840		27.177	29.054	30.984		9
	Blume, Richard	4	10	1	0:31.940		31.940				10
	Perez, Luis	2	11	0							11

Car# 1	2	3	4	5	6	7	8	9	10
Baio	Perez	Hernandez	Blume	Louis	Paulins	Viesins	Laos	Romano	Honcho
1. 10/38.172		6/27.101	9/31.940	8/29.881	4/24.134	2/23.513	1/23.122	3/23.771	7/27.355
2. 9/31.738		6/24.650		8/29.218	4/23.893	2/22.515	1/22.787	3/23.557	7/31.159
3. 9/28.283		5/24.508		8/28.862	4/24.963	1/22.820	2/23.659	3/23.868	7/27.113
4. 9/29.823		5/23.830		8/38.198	4/24.403	1/22.894	2/23.046	3/22.881	7/25.440
5. 9/29.828		5/24.452		8/28.516	4/24.451	1/22.808	2/23.334	3/23.469	7/25.839
6. 9/33.915		5/29.364		8/27.224	4/23.512	1/22.153	2/22.888	3/23.697	7/35.119
7. 9/30.352		5/24.819		8/29.500	4/23.740	1/21.898	2/23.043	3/23.197	7/29.647
8. 9/30.392		5/26.153		8/29.503	4/24.994	1/23.031	2/23.436	3/25.767	7/27.981
9. 9/27.177		4/25.528		8/29.652	3/25.008	1/22.858	7/79.207	2/23.411	6/25.809
10. 9/30.160		4/25.621		8/28.300	3/23.858	1/23.105	7/23.455	2/24.379	6/25.286
11.		4/24.001		8/28.790	3/26.958	1/22.697	7/23.064	2/25.276	6/28.958
12.		4/28.357			3/24.688	1/22.611		2/23.663	
13.					3/24.048	1/22.429		2/27.162	
14.						1/22.341			

Car# 11	12	13	14	15	16	17	18	19	20
Barbera									
1. 5/26.390									
2. 5/24.985									
3. 6/26.634									
4. 6/24.616									
5. 6/26.066									
6. 6/27.240									
7. 6/25.607									
8. 6/25.352									
9. 5/26.008									
10. 5/25.832									
11. 5/25.303									
12. 5/25.360									
13.									
14.									

Top Qualifiers	Qual#	Laps	Race Time (Difference)	Round	Race	Pos in Race	Fast Lap
Viesins, Christopher	1	14	5:17.673	1	3	1	21.898
Romano, Robert	2	13	5:14.098	1	3	2	22.881
Paulins, Matt	3	13	5:18.650 4.552	1	3	3	23.512
Hernandez, Johnathan	4	12	5:08.384	1	3	4	23.830
Barbera, Joe	5	12	5:09.393 1.009	1	3	5	24.616
Honcho, Mike	6	11	5:09.706	1	3	6	25.286
Laos, "PacMan" Christopher	7	11	5:11.041 1.335	1	3	7	22.787
Louis, Richard	8	11	5:27.644 16.60	1	3	8	27.224
Baio, Joe	9	10	5:09.840	1	3	9	27.177
Blume, Richard	10	1	31.940	1	3	10	31.940

Electric Buggy

Top Qualifier is Viesins, Christopher 14/5: 17.673 (Rnd 1)



Round 1

4

SFOCSV-Race 3

Ser#42318

Timing and Scoring by www.RCScorePro.com

Sponsor	Driver Name	Car	Pos	Laps	Race Time	Behind	Fast Lap	Average Top 5	Top 10	Top 15	Q#
	Lopez, Jader	9	1	13	4:57.555		22.025	22.441	22.750		2
	Garcia, Nelson	2	2	13	5:23.207	25.652	23.447	23.624	24.094		5
	Large, Scott	5	3	13	5:25.760	28.205	23.546	24.234	24.658		6
	Bankin, Max	7	4	12	4:59.506		24.168	24.428	24.735		7
	Karam, Neil	12	5	12	5:12.885	13.379	23.730	24.026	24.903		10
	Viesens, Ron	6	6	12	5:24.019	24.513	25.609	26.098	26.709		11
	Bilogan, Steve	8	7	11	5:12.883		24.872	25.858	27.704		14
	Dominguez, Pedro	1	8	10	4:58.389		26.327	28.027	29.839		16
	Gibson, Adrian	3	9	10	5:01.476	3.087	24.818	27.238	30.148		17
	Dotinga, Chris	4	10	7	3:05.295		24.459	25.868			19
	Karam, Neil	11	11	0							
	Davis, Teddy	10	12	0							21

Car# 1	2	3	4	5	6	7	8	9	10
Dominguez, Pedr	Garcia	Gibson	Dotinga	Large	Viesens	Bankin	Bilogan	Lopez	Davis
1. 10/30.616	5/25.865	8/27.989	6/25.934	2/23.546	9/28.041	3/24.650	7/26.950	1/22.564	
2. 10/34.642	3/23.512	9/34.749	6/27.550	2/24.513	7/27.215	4/25.516	8/30.240	1/22.923	
3. 9/26.327	2/23.571	10/31.689	6/27.947	3/27.259	8/28.095	4/25.648	7/26.105	1/22.792	
4. 9/30.101	2/24.327	10/29.152	6/26.002	3/24.352	8/27.089	5/26.506	7/25.850	1/22.501	
5. 10/33.009	2/24.194	9/29.397	6/24.459	4/26.136	8/28.833	5/24.745	7/25.513	1/22.323	
6. 10/29.888	2/23.447	9/24.818	6/25.395	4/25.074	8/26.490	5/24.586	7/24.872	1/23.175	
7. 9/28.988	2/23.831	10/38.106	6/28.008	4/24.356	8/26.039	5/25.368	7/28.390	1/23.520	
8. 8/27.056	2/24.118	9/31.343		4/24.403	6/25.635	5/24.349	7/35.838	1/23.013	
9. 8/29.543	2/25.868	9/26.893		4/24.905	6/25.609	5/24.168	7/34.007	1/23.003	
10. 8/28.219	2/26.767	9/27.340		3/25.012	6/26.761	4/24.913	7/27.969	1/23.181	
11.	4/29.631			3/25.569	6/26.716	2/24.388	7/27.149	1/23.187	
12.	2/23.759			4/24.855	6/27.496	3/24.669		1/22.025	
13.	2/24.317			3/25.780				1/23.348	

Car# 11	12	13	14	15	16	17	18	19	20
Karam	Karam								
1.	4/25.592								
2.	5/25.142								
3.	5/25.243								
4.	4/24.097								
5.	3/23.788								
6.	3/24.317								
7.	3/25.038								
8.	3/23.730								
9.	3/24.196								
10.	5/31.155								
11.	5/32.703								
12.	5/27.884								
13.									

Top Qualifiers	Qual#	Laps	Race Time (Difference)	Round	Race	Pos in Race	Fast Lap
Viesins, Christopher	1	14	5:17.673	1	3	1	21.898
Lopez, Jader	2	13	4:57.555	1	4	1	22.025
Romano, Robert	3	13	5:14.098 16.54	1	3	2	22.881
Paulins, Matt	4	13	5:18.650 4.552	1	3	3	23.512
Garcia, Nelson	5	13	5:23.207 4.557	1	4	2	23.447
Large, Scott	6	13	5:25.760 2.553	1	4	3	23.546
Bankin, Max	7	12	4:59.506	1	4	4	24.168
Hernandez, Johnathan	8	12	5:08.384 8.878	1	3	4	23.830
Barbera, Joe	9	12	5:09.393 1.009	1	3	5	24.616
Karam, Neil	10	12	5:12.885 3.492	1	4	5	23.730

Mod 4WD Buggy

Round 1

5

SFOCSV-Race 3

Ser#42318

Timing and Scoring by www.RCScoringPro.com

Sponsor	Driver Name	Car	Pos	Laps	Race Time	Behind	Fast Lap	Average Top 5	Top 10	Top 15	Q#
	Viesins, Christopher	4	1	13	5:03.897		22.796	22.977	23.188		1
	Record, Corey	6	2	13	5:22.299	18.402	23.192	23.416	23.738		2
	MacLellan, Alex	7	3	12	5:03.611		23.969	24.212	24.567		3
	Hernandez, Johnathan	11	4	11	5:14.328		24.517	26.189	28.136		4
	Baio, Joe	8	5	11	5:14.927	0.599	25.422	26.781	28.078		5
	Merrill, James	5	6	11	5:19.833	5.505	27.395	27.930	28.836		6
	Hancock, John	13	7	11	5:23.770	9.442	26.167	27.136	27.790		7
	Honcho, Mke	10	8	10	5:05.320		26.185	26.599	30.532		8
	Blume, Richard	1	9	7	5:09.906		26.780	30.938			9
	Hammond, Glenn	2	10	1	0:31.839		31.839				10
	Cooper, Jared	9	11	0							11
	Karam, Neil	12	12	0							12
	Barbera, Joe	3	13	0							13
	Hancock, John	14	14	0							9998
	Unknown	15	15	0							14

Car# 1	2	3	4	5	6	7	8	9	10
Blume	Hammond	Barbera	Viesins	Merrill	Record	MacLellan	Baio	Cooper	Honcho
1. 4/26.780	9/31.839		1/23.450	8/30.369	2/24.187	3/24.564	6/29.770		10/33.773
2. 9/116.501			1/23.835	7/28.638	2/23.660	3/25.141	6/28.546		8/43.751
3. 9/38.119			1/24.595	7/31.476	2/25.209	3/24.138	6/28.317		8/28.101
4. 9/29.780			1/22.842	7/28.475	3/29.306	2/24.181	6/30.452		8/26.472
5. 9/38.715			1/23.042	7/27.395	3/23.630	2/24.767	6/29.187		8/37.118
6. 9/32.706			1/22.796	6/28.523	3/23.468	2/24.590	7/28.923		8/29.580
7. 9/27.305			1/23.583	7/27.717	3/23.852	2/25.545	6/27.275		8/27.158
8.			1/23.206	6/27.541	3/30.403	2/24.275	5/26.855		8/26.185
9.			1/23.285	5/31.109	3/24.233	2/24.495	6/34.142		8/26.649
10.			1/23.244	6/28.939	3/23.192	2/23.969	5/25.422		8/26.533
11.			1/22.999	6/29.651	3/23.209	2/26.923	5/26.038		
12.			1/23.590		2/23.579	3/31.023			
13.			1/23.430		2/24.371				

Car# 11	12	13	14	15	16	17	18	19	20
Hernandez	Karam	Hancock	Hancock	Unknown					
1. 5/27.404		7/30.185							
2. 4/29.076		5/27.877							
3. 4/27.397		5/28.058							
4. 4/28.482		5/28.023							
5. 4/26.592		5/27.989							
6. 4/28.453		5/27.328							
7. 4/24.517		5/27.960							
8. 4/25.034		7/45.873							
9. 4/32.970		7/26.167							
10. 4/32.900		7/27.943							
11. 4/31.503		7/26.367							
12.									
13.									

Top Qualifiers	Qual#	Laps	Race Time (Difference)	Round	Race	Pos in Race	Fast Lap
Viesins, Christopher	1	13	5:03.897	1	5	1	22.796
Record, Corey	2	13	5:22.299 18.40	1	5	2	23.192
MacLellan, Alex	3	12	5:03.611	1	5	3	23.969
Hernandez, Johnathan	4	11	5:14.328	1	5	4	24.517
Baio, Joe	5	11	5:14.927 0.599	1	5	5	25.422
Merrill, James	6	11	5:19.833 4.906	1	5	6	27.395
Hancock, John	7	11	5:23.770 3.937	1	5	7	26.167
Honcho, Mike	8	10	5:05.320	1	5	8	26.185
Blume, Richard	9	7	5:09.906	1	5	9	26.780
Hammond, Glenn	10	1	31.839	1	5	10	31.839

2WD Stock Buggy

Round 1



SFOCSV-Race 3

Ser#42318

Timing and Scoring by www.RCScoringPro.com

Sponsor	Driver Name	Car	Pos	Laps	Race Time	Behind	Fast Lap	Average Top 5	Top 10	Top 15	Q#
	Record, Corey	6	1	11	5:07.745		26.333	26.642	27.435		1
	Spallone, Dustin	8	2	11	5:20.730	12.985	26.326	26.809	28.614		2
	Hutton, Jonathan	7	3	10	5:06.565		28.601	28.947	30.656		3
	Merrill, James	3	4	9	5:35.603		32.507	34.793			4
	Louis, Richard	2	5	7	5:27.263		33.348	35.984			5
	Hammond, Glenn	4	6	3	1:59.005		36.098				6
	Cox, Joshua	5	7	2	1:06.190		32.515				7
	Lopez, Jader	1	8	0							8
	Mbrales, Alfredo	9	9	0							9
	Vasan, Sebastian	10	10	0							10

Car#	1	2	3	4	5	6	7	8	9	10
	Lopez	Louis	Merrill	Hammond	Cox	Record	Hutton	Spallone	Morales	Vasan
1.		7/38.471	4/32.507	6/36.098	5/33.675	2/27.273	3/29.962	1/26.724		
2.		7/36.602	5/40.442	6/37.902	3/32.515	2/28.011	4/39.274	1/26.445		
3.		6/88.526	4/33.734	5/45.005		2/27.294	3/28.601	1/26.326		
4.		5/34.510	4/36.117			1/27.292	3/32.799	2/34.590		
5.		5/58.815	4/40.257			1/28.170	3/29.102	2/27.285		
6.		5/33.348	4/34.906			1/26.433	3/29.429	2/33.802		
7.		5/36.991	4/39.451			1/26.333	3/29.986	2/29.073		
8.			4/41.487			1/26.397	3/29.811	2/29.496		
9.			4/36.702			1/30.367	3/28.729	2/30.392		
10.						1/33.399	3/28.872	2/29.332		
11.						1/26.776		2/27.265		

Top Qualifiers	Qual#	Laps	Race Time (Difference)	Round	Race	Pos in Race	Fast Lap
Record, Corey	1	11	5:07.745	1	6	1	26.333
Spallone, Dustin	2	11	5:20.730 12.98	1	6	2	26.326
Hutton, Jonathan	3	10	5:06.565	1	6	3	28.601
Merrill, James	4	9	5:35.603	1	6	4	32.507
Louis, Richard	5	7	5:27.263	1	6	5	33.348
Hammond, Glenn	6	3	1:59.005	1	6	6	36.098
Cox, Joshua	7	2	1:06.190	1	6	7	32.515
Lopez, Jader	8	0		1	6	8	
Morales, Alfredo	8	0	0.000	1	6	9	
Vasan, Sebastian	8	0	0.000	1	6	10	

4WD Short Course

Round 1



SFOCSV-Race 3

Ser#42318

Timing and Scoring by www.RCScoringPro.com

Sponsor	Driver Name	Car	Pos	Laps	Race Time	Behind	Fast Lap	Average Top 5	Top 10	Top 15	Q#
	MacLellan, Alex	6	1	13	5:17.857		23.884	23.973	24.147		1
	Paulins, Matt	8	2	12	5:14.908		24.808	25.121	25.873		2
	Bankin, Max	1	3	12	5:17.379	2.471	24.369	24.843	25.712		3
	Espinosa, Jack	10	4	12	5:26.135	11.227	24.216	25.376	26.425		4
	Viesens, Ron	5	5	11	5:11.737		25.802	26.295	27.787		5
	Barbera, Joe	3	6	11	5:14.742	3.005	25.867	26.609	28.023		6
	Davis, Teddy	2	7	10	5:04.421		27.645	28.473	30.442		7
	Louis, Richard	9	8	10	5:17.002	12.581	29.444	30.289	31.700		8
	Merrill, James	7	9	10	5:22.757	18.336	28.770	29.612	32.276		9
	Dominguez, Pedro	4	10	10	5:29.920	25.499	29.429	30.084	32.992		10

Car#	1	2	3	4	5	6	7	8	9	10
	Bankin	Davis	Barbera	Dominguez, Ped	Viesens	MacLellan	Merrill	Paulins	Louis	Espinosa
1.	2/26.295	5/28.207	3/26.936	10/43.498	8/33.863	1/24.275	9/39.425	4/27.516	7/31.662	6/28.997
2.	5/29.691	6/29.125	2/25.867	10/30.470	7/26.785	1/27.143	9/30.086	3/27.255	8/29.990	4/25.884
3.	4/25.953	5/28.589	2/27.286	10/30.358	7/26.678	1/24.561	9/29.349	3/26.597	8/33.881	6/32.080
4.	2/24.369	6/27.645	4/27.238	10/35.238	7/32.432	1/24.120	9/30.518	3/25.159	8/32.044	5/24.216
5.	3/26.218	6/32.888	4/27.113	10/29.429	7/31.017	1/23.922	9/32.239	2/25.133	8/33.401	5/25.975
6.	3/28.853	6/29.312	5/34.510	9/33.683	7/25.802	1/24.003	10/41.299	2/26.895	8/32.422	4/25.787
7.	3/24.949	7/40.836	5/26.727	9/30.544	6/26.299	1/24.618	10/31.130	2/26.017	8/33.810	4/29.808
8.	3/24.673	7/29.832	5/32.279	10/29.619	6/26.132	1/23.884	9/28.770	2/26.358	8/29.444	4/27.248
9.	3/30.566	7/29.189	6/30.258	10/34.563	5/29.071	1/23.934	9/29.335	2/24.808	8/30.768	4/25.860
10.	3/24.858	7/28.798	5/26.401	10/32.518	6/26.564	1/24.299	9/30.606	2/25.504	8/29.580	4/27.447
11.	3/25.368		6/30.127		5/27.094	1/24.123		2/25.000		4/25.134
12.	3/25.586					1/24.623		2/28.666		4/27.699
13.						1/24.352				

Top Qualifiers	Qual#	Laps	Race Time (Difference)	Round	Race	Pos in Race	Fast Lap
MacLellan, Alex	1	13	5:17.857	1	7	1	23.884
Paulins, Matt	2	12	5:14.908	1	7	2	24.808
Bankin, Max	3	12	5:17.379 2.471	1	7	3	24.369
Espinosa, Jack	4	12	5:26.135 8.756	1	7	4	24.216
Viesens, Ron	5	11	5:11.737	1	7	5	25.802
Barbera, Joe	6	11	5:14.742 3.005	1	7	6	25.867
Davis, Teddy	7	10	5:04.421	1	7	7	27.645
Louis, Richard	8	10	5:17.002 12.58	1	7	8	29.444
Merrill, James	9	10	5:22.757 5.755	1	7	9	28.770
Dominguez, Pedro	10	10	5:29.920 7.163	1	7	10	29.429

Nitro Buggy

Top Qualifier is Viesins, Christopher 14/5: 17.663 (Rnd 1)

Round 2

1

SFOCSV-Race 3

Ser#42318

Timing and Scoring by www.RCScoringPro.com

Sponsor	Driver Name	Car	Pos	Laps	Race Time	Behind	Fast Lap	Average Top 5	Top 10	Top 15	Q#
	Viesins, Christopher	8	1	13	5:03.184		22.817	22.937	23.074		1
	Laos, "PacMan" Christopher	7	2	13	5:08.834	5.650	22.890	23.191	23.479		2
	Perez, Luis	9	3	13	5:17.235	14.051	23.053	23.332	23.560		3
	Cox, Joshua	4	4	13	5:24.882	21.698	23.924	24.304	24.753		6
	Kirby, Jamin	3	5	12	5:04.072		23.709	24.349	24.673		4
	Vasan, Sebastian	10	6	10	4:04.895		23.087	23.561	24.490		9
	Gibson, Adrian	6	7	8	5:14.555		24.548	26.109			7
	Vance, Joe	5	8	6	5:09.297		25.494	27.687			8
	Holness, Paul	1	9	4	5:41.223		24.282				5
	Hold, Kiarra	2	10	0							

Car#	1	2	3	4	5	6	7	8	9	10
	Holness	Hold	Kirby	Cox	Vance	Gibson	Laos	Viesins	Perez	Vasan
1.	5/24.282		9/32.071	4/24.022	8/26.673	7/25.046	2/23.017	1/22.944	3/23.750	6/24.535
2.	5/25.281		7/25.273	4/23.924	9/170.862	8/59.377	2/23.244	1/23.094	3/23.820	6/25.439
3.	6/29.417		7/24.856	4/24.405	9/26.525	8/93.527	2/23.489	1/23.661	3/23.053	5/23.685
4.	9/262.243		6/24.963	4/24.723	8/30.231	7/31.107	2/23.701	1/23.056	3/23.912	5/24.088
5.			6/24.975	4/25.679	8/25.494	7/26.343	1/24.223	2/24.961	5/33.288	3/23.629
6.			6/23.709	4/25.190	8/29.512	7/24.548	2/24.757	1/23.237	5/23.244	3/24.893
7.			6/24.725	3/24.445		7/24.825	2/23.631	1/22.882	5/23.614	4/28.110
8.			6/24.883	5/26.385		7/29.782	2/23.784	1/23.026	4/23.429	3/23.087
9.			6/25.057	5/25.279			2/23.441	1/23.062	4/23.875	3/23.314
10.			6/24.596	5/25.288			2/24.847	1/23.821	4/23.343	3/24.115
11.			5/23.858	4/25.156			2/23.365	1/23.015	3/23.879	
12.			5/25.106	4/25.101			2/22.890	1/22.817	3/24.436	
13.				4/25.285			2/24.445	1/23.608	3/23.592	

Top Qualifiers	Qual#	Laps	Race Time (Difference)	Round	Race	Pos in Race	Fast Lap
Viesins, Christopher	1	14	5:17.663	1	1	1	22.321
Laos, "PacMan" Christopher	2	13	5:08.834	2	1	2	22.890
Perez, Luis	3	13	5:17.235 8.401	2	1	3	23.053
Kirby, Jamin	4	13	5:21.497 4.262	1	1	2	23.218
Holness, Paul	5	13	5:21.521 0.024	1	1	3	23.054
Cox, Joshua	6	13	5:24.882 3.361	2	1	4	23.924
Gibson, Adrian	7	12	5:01.524	1	1	4	23.766
Vance, Joe	8	11	5:02.286	1	1	6	25.295
Vasan, Sebastian	9	10	4:04.895	2	1	6	23.087
Hold, Kiarra	10	0		1	1	9	

13.5 4WD Buggy

Top Qualifier is Lopez, Jader 13/5: 03.904 (Rnd 1)

Round 2

2

SFOCSV-Race 3

Ser#42318

Timing and Scoring by www.RCScoringPro.com

Sponsor	Driver Name	Car	Pos	Laps	Race Time	Behind	Fast Lap	Average Top 5	Top 10	Top 15	Q#
	Lopez, Jader	8	1	13	5:18.326		22.810	23.332	23.791		1
	Mbrales, Alfredo	13	2	13	5:22.099	3.773	23.709	23.895	24.332		3
	Record, Corey	11	3	12	5:00.123		22.754	23.396	23.997		2
	Karam, Neil	12	4	12	5:05.038	4.915	24.105	24.526	25.048		4
	Bankin, Max	7	5	12	5:14.025	13.902	24.775	25.123	25.563		7
	Maclellan, Alex	4	6	12	5:14.701	14.578	23.826	24.113	25.622		6
	Hutton, Jonathan	1	7	12	5:22.838	22.715	25.237	25.702	26.485		8
	Garcia, Nelson	2	8	12	5:24.683	24.560	24.674	25.234	26.220		5
	Dotinga, Chris	5	9	10	5:11.094		26.300	27.889	31.109		10
	Dominguez, Pedro	9	10	10	5:29.695	18.601	28.670	29.397	32.970		13
	Hammond, Glenn	6	11	5	3:45.993		28.554	45.199			9
	Spallone, Dustin	10	12	4	1:43.456		24.172				12
	Bilogan, Steve	3	13	4	2:00.454	16.998	26.126				11

Car# 1	2	3	4	5	6	7	8	9	10
Hutton	Garcia	Bilogan	Maclellan	Dotinga	Hammond	Bankin	Lopez	Dominguez, Pedro	Spallone
1. 5/25.843	8/26.656	9/29.615	3/24.353	11/34.846	12/36.849	7/26.621	1/22.902	13/37.722	10/29.728
2. 8/27.556	5/24.674	10/28.036	2/23.930	13/40.289	11/28.554	7/25.506	4/27.405	12/35.646	9/25.041
3. 9/27.824	4/24.800	10/36.677	3/27.833	13/32.098	11/29.336	7/25.492	2/24.054	12/29.113	8/24.515
4. 9/25.237	5/26.155	10/26.126	2/23.826	12/27.739	13/44.261	6/24.775	4/26.706	11/29.168	8/24.172
5. 8/27.024	7/28.726		4/26.805	9/26.680	11/86.993	6/26.562	1/22.810	10/40.052	
6. 8/28.891	7/28.445		4/24.232	9/27.711		6/29.037	1/23.885	10/29.834	
7. 8/26.977	7/25.780		4/28.158	9/31.016		6/25.380	1/23.731	10/30.198	
8. 7/29.094	8/33.759		5/29.654	9/31.794		6/29.354	1/25.413	10/34.636	
9. 8/26.113	7/25.112		5/26.736	9/26.300		6/24.821	1/23.558	10/28.670	
10. 7/25.285	8/26.071		6/28.824	9/32.621		5/25.838	1/24.082	10/34.656	
11. 8/26.962	7/25.804		6/26.126			5/25.298	1/23.658		
12. 7/26.032	8/28.701		6/24.224			5/25.341	1/26.300		
13.							1/23.822		

Car# 11	12	13	14	15	16	17	18	19	20
Record	Karam	Morales							
1. 2/24.292	6/25.961	4/25.169							
2. 1/22.754	6/25.454	3/24.883							
3. 1/23.498	5/24.859	6/26.507							
4. 1/23.649	7/26.893	3/24.398							
5. 2/30.227	5/24.656	3/23.709							
6. 2/23.670	5/25.822	3/26.006							
7. 2/26.294	5/27.663	3/23.828							
8. 2/23.981	4/24.727	3/24.038							
9. 3/29.922	4/24.284	2/23.851							
10. 3/23.410	4/25.256	2/24.048							
11. 3/24.005	4/25.358	2/26.266							
12. 3/24.421	4/24.105	2/24.510							
13.		2/24.886							

Top Qualifiers	Qual#	Laps	Race Time (Difference)	Round	Race	Pos in Race	Fast Lap
Lopez, Jader	1	13	5:03.904	1	2	1	22.368
Record, Corey	2	13	5:16.332 12.42	1	2	2	23.191
Morales, Alfredo	3	13	5:22.099 5.767	2	2	2	23.709
Karam, Neil	4	12	5:05.038	2	2	4	24.105
Garcia, Nelson	5	12	5:06.982 1.944	1	2	3	24.410
Maclellan, Alex	6	12	5:08.657 1.675	1	2	5	23.917
Bankin, Max	7	12	5:13.997 5.340	1	2	6	24.471
Hutton, Jonathan	8	12	5:22.838 8.841	2	2	7	25.237
Hammond, Glenn	9	11	5:02.439	1	2	7	25.660
Dotinga, Chris	10	11	5:06.940 4.501	1	2	8	25.142

Electric Buggy

Top Qualifier is Viesins, Christopher 14/5: 17.673 (Rnd 1)

Round 2

3

SFOCSV-Race 3

Ser#42318

Timing and Scoring by www.RCScorePro.com

Sponsor	Driver Name	Car	Pos	Laps	Race Time	Behind	Fast Lap	Average Top 5	Top 10	Top 15	Q#
	Viesins, Christopher	7	1	13	5:02.687		22.133	22.666	22.868		1
	Laos, "PacMan" Christopher	8	2	13	5:14.766	12.079	22.285	22.739	23.188		4
	Romano, Robert	9	3	13	5:26.016	23.329	23.234	23.512	24.314		3
	Perez, Luis	2	4	12	5:05.563		23.233	23.864	24.650		9
	Paulins, Matt	6	5	12	5:06.334	0.771	22.857	23.350	24.112		5
	Barbera, Joe	11	6	12	5:09.241	3.678	24.741	25.032	25.589		11
	Hernandez, Johnathan	3	7	12	5:19.995	14.432	23.686	24.986	26.147		10
	Blume, Richard	4	8	11	5:02.259		25.927	26.303	26.980		14
	Honcho, Mke	10	9	11	5:24.377	22.118	26.610	26.979	28.952		15
	Louis, Richard	5	10	10	5:13.433		29.025	29.799	31.343		17
	Baio, Joe	1	11	0							

Car# 1	2	3	4	5	6	7	8	9	10
Baio	Perez	Hernandez	Blume	Louis	Paulins	Viesins	Laos	Romano	Honcho
1.	3/25.516	6/26.685	4/25.927	10/31.646	2/23.416	1/23.091	9/31.519	8/27.932	7/27.446
2.	3/25.120	5/25.737	7/26.993	10/36.311	2/23.672	1/23.504	8/23.591	6/24.596	9/27.848
3.	3/23.557	6/25.411	8/26.543	10/29.115	2/23.904	1/22.958	7/24.266	4/23.234	9/34.861
4.	3/23.233	5/23.686	8/26.100	10/29.848	2/23.511	1/22.705	6/22.773	4/23.335	9/29.735
5.	4/25.421	6/27.663	8/27.273	10/29.025	2/24.969	1/23.216	5/22.803	3/23.417	9/26.610
6.	4/24.068	7/28.036	8/28.084	10/30.285	2/22.857	1/22.133	5/24.022	3/24.017	9/26.633
7.	4/24.829	7/28.797	8/26.270	10/32.229	2/25.127	1/23.071	5/24.909	3/24.028	9/27.075
8.	4/27.680	7/25.512	8/26.674	10/31.468	2/23.293	1/22.987	5/26.460	3/23.558	9/30.510
9.	5/31.385	7/26.993	8/29.002	10/32.786	4/33.300	1/22.813	3/22.991	2/28.397	9/27.131
10.	5/26.250	7/27.164	8/26.934	10/30.720	4/25.117	1/22.721	2/22.285	3/24.953	9/33.199
11.	5/24.870	7/24.586	8/32.459		4/31.914	1/24.289	2/23.064	3/26.148	9/33.329
12.	4/23.634	7/29.725			5/25.254	1/22.982	2/22.843	3/25.857	
13.						1/26.217	2/23.240	3/26.544	

Car# 11	12	13	14	15	16	17	18	19	20
Barbera									
1.	5/26.400								
2.	4/24.976								
3.	5/26.325								
4.	7/26.629								
5.	7/25.185								
6.	6/26.490								
7.	6/25.863								
8.	6/25.222								
9.	6/25.648								
10.	6/25.035								
11.	6/26.727								
12.	6/24.741								
13.									

Top Qualifiers	Qual#	Laps	Race Time (Difference)	Round	Race	Pos in Race	Fast Lap
Viesins, Christopher	1	14	5:17.673	1	3	1	21.898
Lopez, Jader	2	13	4:57.555	1	4	1	22.025
Romano, Robert	3	13	5:14.098 16.54	1	3	2	22.881
Laos, "PacMan" Christopher	4	13	5:14.766 0.668	2	3	2	22.285
Paulins, Matt	5	13	5:18.650 3.884	1	3	3	23.512
Garcia, Nelson	6	13	5:23.207 4.557	1	4	2	23.447
Large, Scott	7	13	5:25.760 2.553	1	4	3	23.546
Bankin, Max	8	12	4:59.506	1	4	4	24.168
Perez, Luis	9	12	5:05.563 6.057	2	3	4	23.233
Hernandez, Johnathan	10	12	5:08.384 2.821	1	3	4	23.830

Electric Buggy

Top Qualifier is Viesins, Christopher 14/5: 17.673 (Rnd 1)

Round 2

4

SFOCSV-Race 3

Ser#42318

Timing and Scoring by www.RCScoringPro.com

Sponsor	Driver Name	Car	Pos	Laps	Race Time	Behind	Fast Lap	Average Top 5	Top 10	Top 15	Q#
	Lopez, Jader	9	1	13	5:05.033		22.147	22.498	22.903		2
	Bankin, Max	7	2	12	5:08.399		23.668	24.330	25.000		8
	Garcia, Nelson	2	3	12	5:11.110	2.711	23.551	24.151	25.197		6
	Bilogan, Steve	8	4	12	5:20.846	12.447	25.011	25.388	26.183		13
	Large, Scott	5	5	12	5:21.485	13.086	24.759	25.020	26.048		7
	Gibson, Adrian	3	6	11	5:04.405		24.275	25.779	27.199		16
	Viesens, Ron	6	7	11	5:04.725	0.320	25.639	26.106	27.375		14
	Karam, Neil	12	8	11	5:05.440	1.035	24.320	25.049	26.599		12
	Dominguez, Pedro	1	9	10	5:08.474		28.110	28.732	30.847		19
	Dotinga, Chris	4	10	0							
	Karam, Neil	11	11	0							
	Davis, Teddy	10	12	0							

Car# 1	2	3	4	5	6	7	8	9	10
Dominguez, Pedr	Garcia	Gibson	Dotinga	Large	Viesens	Bankin	Bilogan	Lopez	Davis
1. 9/40.621	6/30.204	7/32.419		5/29.213	2/26.461	4/29.112	3/27.107	1/22.526	
2. 9/33.230	5/24.789	7/28.897		4/25.532	6/28.919	2/24.256	3/26.609	1/22.800	
3. 9/28.553	6/28.941	7/28.811		2/25.519	5/27.845	4/29.283	3/26.595	1/22.990	
4. 9/28.831	4/24.076	7/28.285		6/31.627	5/27.121	3/24.700	2/26.688	1/23.335	
5. 9/30.326	4/25.456	7/25.340		5/24.759	6/29.649	3/25.189	2/25.354	1/25.317	
6. 9/30.505	4/28.117	7/29.627		3/24.810	6/26.082	2/25.436	5/29.296	1/23.531	
7. 9/29.940	3/24.825	7/24.275		4/25.384	6/25.957	2/24.537	5/25.618	1/22.746	
8. 9/28.226	3/24.122	7/27.470		4/25.954	6/30.977	2/23.668	5/27.893	1/23.040	
9. 9/28.110	3/23.551	7/25.458		4/25.262	6/25.639	2/24.488	5/25.921	1/22.273	
10. 9/30.132	3/24.215	6/26.569		4/24.884	7/29.684	2/25.955	5/25.011	1/22.147	
11.	3/27.732	6/27.254		4/29.163	7/26.391	2/25.448	5/29.716	1/23.640	
12.	3/25.082			5/29.378		2/26.327	4/25.038	1/24.200	
13.								1/26.488	

Car# 11	12	13	14	15	16	17	18	19	20
Karam	Karam								
1.	8/39.445								
2.	8/29.233								
3.	8/28.117								
4.	8/24.320								
5.	8/25.193								
6.	8/30.084								
7.	8/26.091								
8.	8/25.709								
9.	8/25.506								
10.	8/27.223								
11.	8/24.519								
12.									
13.									

Top Qualifiers	Qual#	Laps	Race Time (Difference)	Round	Race	Pos in Race	Fast Lap
Viesins, Christopher	1	14	5:17.673	1	3	1	21.898
Lopez, Jader	2	13	4:57.555	1	4	1	22.025
Romano, Robert	3	13	5:14.098	16.54	1	3	22.881
Laos, "PacMan" Christopher	4	13	5:14.766	0.668	2	3	22.285
Paulins, Matt	5	13	5:18.650	3.884	1	3	23.512
Garcia, Nelson	6	13	5:23.207	4.557	1	4	23.447
Large, Scott	7	13	5:25.760	2.553	1	4	23.546
Bankin, Max	8	12	4:59.506		1	4	24.168
Perez, Luis	9	12	5:05.563	6.057	2	3	23.233
Hernandez, Johnathan	10	12	5:08.384	2.821	1	3	23.830

Mod 4WD Buggy

Top Qualifier is Viesins, Christopher 13/5:03.897 (Rnd 1)

Round 2

5

SFOCSV-Race 3

Ser#42318

Timing and Scoring by www.RCScorePro.com

Sponsor	Driver Name	Car	Pos	Laps	Race Time	Behind	Fast Lap	Average Top 5	Top 10	Top 15	Q#
	Viesins, Christopher	4	1	13	5:16.238		22.798	23.036	23.664		1
	Maclellan, Alex	7	2	13	5:24.291	8.053	23.766	24.136	24.486		3
	Baio, Joe	8	3	12	5:22.467		24.707	25.664	26.257		4
	Barbera, Joe	3	4	11	5:00.557		24.826	25.658	26.591		5
	Cooper, Jared	9	5	11	5:09.374	8.817	25.287	26.791	27.643		6
	Karam, Neil	12	6	11	5:23.279	22.722	23.987	27.265	28.927		9
	Hernandez, Johnathan	11	7	11	5:23.970	23.413	25.434	27.144	29.009		7
	Hammond, Glenn	2	8	11	5:27.524	26.967	26.828	27.454	28.817		11
	Merrill, James	5	9	10	5:05.058		26.340	27.360	30.506		8
	Hancock, John	13	10	9	5:10.524		27.267	31.862			10
	Honcho, Mke	10	11	9	5:10.664	0.140	27.456	30.495			12
	Record, Corey	6	12	8	3:19.262		23.404	23.910			2
	Blume, Richard	1	13	0							
	Hancock, John	14	14	0							
	Unknown	15	15	0							

Car# 1	2	3	4	5	6	7	8	9	10
Blume	Hammond	Barbera	Viesins	Merrill	Record	Maclellan	Baio	Cooper	Honcho
1.	9/28.800	6/27.226	1/23.222	10/31.259	3/24.828	2/23.766	4/26.116	7/28.299	11/42.823
2.	10/39.357	6/27.762	3/26.836	9/28.472	1/23.415	2/25.855	4/24.707	7/27.000	11/27.456
3.	10/31.812	6/26.317	3/24.400	8/26.340	1/23.404	2/24.423	4/28.258	5/25.287	11/29.898
4.	10/27.811	5/25.310	2/23.071	6/26.976	1/24.366	3/23.776	4/26.232	7/32.939	11/30.551
5.	10/31.176	5/25.984	2/22.981	7/28.462	1/24.385	3/24.597	4/26.292	6/26.491	11/38.100
6.	10/27.648	4/24.826	1/23.240	7/27.114	2/27.051	3/25.693	5/26.089	6/27.714	11/34.937
7.	10/27.698	5/25.881	1/25.187	7/29.934	3/27.834	2/24.379	4/25.178	6/30.024	12/42.330
8.	10/27.306	5/27.006	1/25.521	7/27.908	3/23.979	2/24.519	4/26.452	6/27.726	11/29.889
9.	9/31.300	4/34.647	1/22.798	8/45.712		2/27.888	3/26.713	5/27.464	11/34.680
10.	8/26.828	4/29.311	1/23.108	9/32.881		2/25.241	3/29.198	5/27.753	
11.	8/27.788	4/26.287	1/24.597			2/24.654	3/30.699	5/28.677	
12.			1/24.036			2/24.334	3/26.533		
13.			1/27.241			2/25.166			

Car# 11	12	13	14	15	16	17	18	19	20
Hernandez	Karam	Hancock	Hancock	Unknown					
1.	5/26.871	8/28.406	12/45.022						
2.	5/27.686	8/30.184	12/36.208						
3.	7/29.268	9/31.927	12/33.388						
4.	8/33.878	9/34.011	12/27.267						
5.	8/29.990	9/23.987	12/32.945						
6.	8/25.434	9/26.578	12/33.828						
7.	9/32.612	8/28.947	11/34.121						
8.	9/29.084	8/28.919	12/35.863						
9.	6/26.644	7/30.767	10/31.882						
10.	6/33.318	7/31.118							
11.	7/29.185	6/28.435							
12.									
13.									

Top Qualifiers	Qual#	Laps	Race Time (Difference)	Round	Race	Pos in Race	Fast Lap
Viesins, Christopher	1	13	5:03.897	1	5	1	22.796
Record, Corey	2	13	5:22.299 18.40	1	5	2	23.192
Maclellan, Alex	3	13	5:24.291 1.992	2	5	2	23.766
Baio, Joe	4	12	5:22.467	2	5	3	24.707
Barbera, Joe	5	11	5:00.557	2	5	4	24.826
Cooper, Jared	6	11	5:09.374 8.817	2	5	5	25.287
Hernandez, Johnathan	7	11	5:14.328 4.954	1	5	4	24.517
Merrill, James	8	11	5:19.833 5.505	1	5	6	27.395
Karam, Neil	9	11	5:23.279 3.446	2	5	6	23.987
Hancock, John	10	11	5:23.770 0.491	1	5	7	26.167

2WD Stock Buggy

Top Qualifier is Record, Corey 11/5: 07.745 (Rnd 1)

Round 2

6

SFOCSV-Race 3

Ser#42318

Timing and Scoring by www.RCScorePro.com

Sponsor	Driver Name	Car	Pos	Laps	Race Time	Behind	Fast Lap	Average Top 5	Top 10	Top 15	Q#
	Record, Corey	6	1	12	5:15.685		25.721	25.849	26.098		1
	Spallone, Dustin	8	2	11	5:16.327		26.931	27.334	28.219		2
	Mbrales, Alfredo	9	3	11	5:24.710	8.383	26.835	27.519	29.163		3
	Hutton, Jonathan	7	4	10	5:06.101		26.827	28.423	30.610		4
	Cox, Joshua	5	5	9	5:11.082		31.565	32.455			5
	Hammond, Glenn	4	6	9	5:31.109	20.027	31.075	33.270			6
	Louis, Richard	2	7	8	5:35.027		35.416	38.763			8
	Merrill, James	3	8	8	5:46.068	11.041	34.843	38.691			7
	Vasan, Sebastian	10	9	7	5:18.219		34.706	39.042			9
	Lopez, Jader	1	10	0							
	Davis, Teddy	11	11	0							11

Car#	1	2	3	4	5	6	7	8	9	10
	Lopez	Louis	Merrill	Hammond	Cox	Record	Hutton	Spallone	Morales	Vasan
1.		9/41.156	8/40.081	5/31.075	6/32.309	1/25.721	4/28.810	2/27.650	3/28.083	7/38.192
2.		7/40.654	9/56.661	6/36.129	5/31.565	1/26.018	4/29.093	2/27.528	3/29.122	8/45.142
3.		8/43.669	9/43.333	6/35.628	5/36.303	1/26.749	3/26.827	2/28.688	4/29.925	7/39.668
4.		7/50.673	8/36.268	5/33.412	6/36.570	1/25.736	2/28.501	4/34.142	3/27.038	9/59.491
5.		9/46.870	7/38.930	5/31.982	6/35.470	1/25.920	3/28.883	4/28.344	2/27.300	8/37.500
6.		8/37.468	9/48.658	6/44.608	5/40.462	1/27.225	4/36.629	2/27.723	3/32.997	7/34.706
7.		7/35.416	8/34.843	6/34.254	5/31.985	1/26.324	4/34.026	2/27.272	3/30.409	9/63.520
8.		7/39.121	8/47.294	6/38.821	5/32.032	1/26.441	4/31.188	2/26.931	3/31.583	
9.				6/45.200	5/34.386	1/27.484	4/30.224	2/27.290	3/26.835	
10.						1/26.197	4/31.920	2/32.129	3/28.341	
11.						1/25.942		2/28.630	3/33.077	
12.						1/25.928				

Top Qualifiers	Qual#	Laps	Race Time (Difference)	Round	Race	Pos in Race	Fast Lap
Record, Corey	1	12	5:15.685	2	6	1	25.721
Spallone, Dustin	2	11	5:16.327	2	6	2	26.931
Morales, Alfredo	3	11	5:24.710 8.383	2	6	3	26.835
Hutton, Jonathan	4	10	5:06.101	2	6	4	26.827
Cox, Joshua	5	9	5:11.082	2	6	5	31.565
Hammond, Glenn	6	9	5:31.109 20.02	2	6	6	31.075
Merrill, James	7	9	5:35.603 4.494	1	6	4	32.507
Louis, Richard	8	8	5:35.027	2	6	7	35.416
Vasan, Sebastian	9	7	5:18.219	2	6	9	34.706
Lopez, Jader	10	0		1	6	8	

4WD Short Course

Top Qualifier is Maclellan, Alex 13/5: 17.857 (Rnd 1)

Round 2

7

SFOCSV-Race 3

Ser#42318

Timing and Scoring by www.RCScoringPro.com

Sponsor	Driver Name	Car	Pos	Laps	Race Time	Behind	Fast Lap	Average Top 5	Top 10	Top 15	Q#
	Bankin, Max	1	1	12	5:08.956		24.488	24.821	25.495		2
	Paulins, Matt	8	2	12	5:18.428	9.472	24.808	25.331	26.074		3
	Barbera, Joe	3	3	12	5:20.496	11.540	24.428	25.370	25.908		4
	Maclellan, Alex	6	4	11	4:32.973		23.282	23.797	24.330		1
	Espinosa, Jack	10	5	11	5:03.380	30.407	25.261	25.809	26.938		5
	Viesens, Ron	5	6	10	5:03.614		26.974	28.244	30.361		6
	Dominguez, Pedro	4	7	10	5:19.129	15.515	28.853	30.410	31.913		9
	Merrill, James	7	8	10	5:25.230	21.616	29.311	30.442	32.523		10
	Davis, Teddy	2	9	9	5:06.856		21.531	28.083			7
	Louis, Richard	9	10	9	5:30.407	23.551	28.609	33.135			8

Car#	1	2	3	4	5	6	7	8	9	10
	Bankin	Davis	Barbera	Dominguez, Pedro	Viesens	Maclellan	Merrill	Paulins	Louis	Espinosa
1.	3/25.787	1/21.531	9/33.169	8/33.150	6/30.876	2/25.277	7/31.432	4/27.516	10/37.493	5/30.347
2.	2/27.121	10/54.751	5/28.251	8/32.101	7/31.014	1/26.304	6/30.113	3/25.519	9/33.431	4/25.665
3.	3/26.889	10/31.902	5/26.249	8/35.141	6/28.335	1/24.024	7/29.707	2/25.202	9/32.645	4/29.665
4.	3/25.942	10/36.306	5/26.398	8/32.598	6/30.584	1/24.233	7/33.372	2/25.925	9/38.734	4/26.525
5.	3/24.917	10/30.794	5/26.852	8/33.926	6/31.343	1/23.875	7/37.707	2/25.420	9/28.609	4/26.624
6.	3/26.166	10/29.168	5/25.558	8/29.399	6/31.489	1/24.363	7/31.648	2/27.092	9/33.496	4/25.261
7.	2/24.488	9/31.255	5/25.460	7/30.780	6/37.673	1/24.022	8/34.946	3/24.808	10/41.846	4/27.020
8.	2/24.945	9/43.483	4/26.464	7/28.853	6/28.263	1/29.668	8/29.311	3/25.704	10/45.101	5/33.996
9.	2/26.788	9/27.666	4/24.428	7/30.917	6/27.063	1/23.282	8/33.110	3/27.402	10/39.052	5/25.883
10.	2/24.936		4/26.074	7/32.264	6/26.974	1/23.781	8/33.884	3/26.394		5/25.712
11.	2/24.817		4/26.261			1/24.144		3/30.172		5/26.682
12.	1/26.160		3/25.332					2/27.274		

Top Qualifiers	Qual#	Laps	Race Time (Difference)	Round	Race	Pos in Race	Fast Lap
Maclellan, Alex	1	13	5:17.857	1	7	1	23.884
Bankin, Max	2	12	5:08.956	2	7	1	24.488
Paulins, Matt	3	12	5:14.908 5.952	1	7	2	24.808
Barbera, Joe	4	12	5:20.496 5.588	2	7	3	24.428
Espinosa, Jack	5	12	5:26.135 5.639	1	7	4	24.216
Viesens, Ron	6	11	5:11.737	1	7	5	25.802
Davis, Teddy	7	10	5:04.421	1	7	7	27.645
Louis, Richard	8	10	5:17.002 12.58	1	7	8	29.444
Dominguez, Pedro	9	10	5:19.129 2.127	2	7	7	28.853
Merrill, James	10	10	5:22.757 3.628	1	7	9	28.770

Electric Buggy (C Main)

Top Qualifier is Viesins, Christopher 14/5: 17.673 (Rnd 1)

Round 3

1

SFOCSV-Race 3

Ser#42318

Timing and Scoring by www.RCScoringPro.com

Sponsor	Driver Name	Car	Pos	Laps	Race Time	Behind	Fast Lap	Average Top 5	Top 10	Top 15	Q#
	Dotinga, Chris	4	1	12	5:26.847		25.076	25.426	26.809		21
	Honcho, Mke	10	2	11	5:08.479		24.843	26.348	28.382		17
	Louis, Richard	5	3	10	5:03.143		26.701	28.656			18
	Dominguez, Pedro	1	4	10	5:09.010	5.867	27.232	28.895			19
	Baio, Joe	2	5	0							20
	Davis, Teddy	3	6	0							22

Car#	1	2	3	4	5	6	7	8	9	10
	Dominguez, Pedr	Baio	Davis	Dotinga	Louis					Honcho
1.	3/28.583			2/25.809	4/29.795					1/24.656
2.	3/28.615			2/29.885	4/28.752					1/27.850
3.	3/27.232			1/25.076	4/29.117					2/30.289
4.	4/35.059			1/25.522	3/30.290					2/25.518
5.	4/32.824			1/25.262	3/31.694					2/24.843
6.	4/32.850			1/25.882	3/33.572					2/30.590
7.	3/29.356			1/25.502	4/31.845					2/26.444
8.	4/35.219			1/29.914	3/28.421					2/27.083
9.	4/29.785			1/26.130	3/32.956					2/29.135
10.	4/29.487			1/25.766	3/26.701					2/28.978
11.				1/29.149						2/33.093
12.				1/32.950						

4WD Short Course (A Main)

Top Qualifier is Maclellan, Alex 13/5: 17.857 (Rnd 1)

Round 3

5

SFOCSV-Race 3

Ser#42318

Timing and Scoring by www.RCScoringPro.com

Sponsor	Driver Name	Car	Pos	Laps	Race Time	Behind	Fast Lap	Average Top 5	Top 10	Top 15	Q#
	Maclellan, Alex	6	1	20	8:14.039		23.178	23.787	24.050	24.342	1
	Paulins, Matt	8	2	19	8:10.458		23.978	24.348	24.730	25.292	3
	Bankin, Max	1	3	19	8:14.950	4.492	24.038	24.429	24.836	25.527	2
	Barbera, Joe	3	4	18	8:03.643		24.888	25.078	25.373	26.220	4
	Espinosa, Jack	10	5	18	8:09.834	6.191	24.983	25.387	25.715	26.490	5
	Viesens, Ron	5	6	18	8:30.723	27.080	25.995	26.500	27.007	27.808	6
	Davis, Teddy	2	7	17	8:16.889		26.420	26.961	27.907	28.924	7
	Louis, Richard	9	8	16	8:35.585		29.032	29.664	30.454	32.335	8
	Dominguez, Pedro	4	9	14	8:00.277		28.952	30.095	32.490		9
	Merrill, James	7	10	6	3:12.574		29.601	32.130			10

Car#	1	2	3	4	5	6	7	8	9	10
	Bankin	Davis	Barbera	Dominguez, Ped	Viesens	Maclellan	Merrill	Paulins	Louis	Espinosa
1.	4/26.294	5/27.738	3/25.037	10/33.509	6/28.594	1/22.781	8/31.922	2/23.332	7/30.565	9/32.133
2.	4/27.557	5/26.420	2/25.430	9/30.648	6/28.524	1/23.989	10/34.567	3/27.432	7/29.812	8/31.489
3.	4/24.177	5/29.761	3/26.440	9/28.952	6/29.392	1/24.143	10/31.370	2/25.006	8/29.603	7/25.540
4.	3/24.038	5/26.904	4/26.879	10/40.476	6/26.923	1/23.830	9/29.601	2/24.487	8/32.524	7/24.983
5.	2/27.422	5/27.302	4/26.850	10/30.833	7/27.964	1/26.333	9/31.494	3/29.909	8/36.153	6/25.956
6.	2/24.729	7/35.298	4/34.656	10/31.245	6/31.812	1/24.529	9/33.620	3/26.711	8/31.318	5/28.305
7.	2/24.944	6/30.967	4/25.310	9/41.323	7/32.187	1/24.124		3/25.267	8/29.032	5/28.865
8.	2/26.479	6/28.324	4/28.298	9/40.065	7/29.363	1/25.416		3/24.245	8/32.457	5/28.540
9.	2/25.484	6/28.093	4/27.529	9/38.718	7/26.548	1/25.416		3/25.577	8/31.760	5/27.641
10.	3/28.382	7/31.855	4/25.691	9/38.599	6/27.901	1/24.826		2/24.952	8/31.247	5/25.491
11.	3/25.534	7/29.219	4/24.888	9/34.944	6/25.995	1/24.325		2/26.191	8/31.686	5/26.058
12.	2/24.905	7/27.483	4/30.013	9/30.925	6/26.547	1/24.475		3/30.261	8/29.979	5/27.334
13.	2/26.085	7/26.697	4/25.200	9/30.847	6/26.547	1/24.434		3/23.978	8/42.170	5/26.301
14.	2/24.751	7/28.870	4/24.930	9/29.193	6/27.107	1/24.186		3/24.842	8/29.894	5/26.169
15.	2/24.448	7/30.391	4/30.653		6/26.863	1/24.515		3/24.186	8/30.207	5/28.379
16.	2/27.002	7/30.693	4/25.384		6/27.758	1/23.178		3/26.166	8/37.178	5/25.693
17.	2/27.831	7/30.874	4/25.392		6/27.882	1/23.812		3/27.580		5/25.729
18.	2/25.354		4/25.063		6/32.816	1/26.958		3/25.367		5/25.228
19.	3/29.534					1/25.354		2/24.969		
20.						1/27.415				

Nitro Buggy (A Main)

Top Qualifier is Viesins, Christopher 14/5: 17.663 (Rnd 1)

Round 3

6

SFOCSV-Race 3

Ser#42318

Timing and Scoring by www.RCScoringPro.com

Sponsor	Driver Name	Car	Pos	Laps	Race Time	Behind	Fast Lap	Average Top 5	Top 10	Top 15	Q#
	Viesins, Christopher	8	1	52	20:18.890		21.999	22.326	22.454	22.530	1
	Perez, Luis	9	2	50	20:02.702		22.738	22.796	22.889	22.946	3
	Kirby, Jamin	3	3	45	20:09.210		23.371	23.746	23.975	24.151	4
	Cox, Joshua	4	4	45	20:11.879	2.669	24.188	24.417	24.671	24.812	6
	Vasan, Sebastian	10	5	42	20:02.185		22.943	23.087	23.188	23.289	9
	Vance, Joe	5	6	41	20:13.137		24.659	25.312	25.879	26.225	8
	Laos, "PacMan" Christopher	7	7	33	13:22.497		22.637	22.793	22.917	23.014	2
	Gibson, Adrian	6	8	26	11:27.601		23.694	24.189	24.434	24.670	7
	Holness, Paul	1	9	17	7:30.682		24.385	24.701	24.991	26.106	5
	Hold, Kiarra	2	10	0							10

Car#	1 Holness	2 Hold	3 Kirby	4 Cox	5 Vance	6 Gibson	7 Laos	8 Viesins	9 Perez	10 Vasan
1.	5/26.988		9/30.814	7/27.854	8/29.335	4/25.799	3/24.374	1/22.094	2/23.981	6/27.121
2.	5/24.385		7/25.029	8/28.271	9/30.339	4/25.171	3/24.865	1/22.514	2/23.314	6/24.475
3.	5/25.135		7/24.093	8/25.124	9/26.885	4/24.424	3/23.021	1/22.857	2/23.045	6/25.681
4.	5/28.308		6/26.220	7/28.894	9/26.060	8/35.555	3/23.204	1/22.689	2/23.408	4/23.269
5.	5/25.056		6/25.286	7/25.060	9/31.328	8/31.406	3/22.795	1/22.713	2/22.753	4/23.516
6.	5/24.664		6/24.440	7/25.018	9/28.210	8/24.834	3/24.826	1/23.236	2/23.009	4/24.490
7.	5/24.597		6/25.350	7/24.188	9/24.659	8/24.579	3/22.887	1/22.855	2/23.257	4/23.015
8.	6/26.587		5/23.371	7/25.024	9/27.846	8/24.315	3/23.077	1/23.603	2/23.861	4/23.283
9.	5/25.059		6/26.464	7/30.304	9/28.519	8/25.379	3/24.526	1/22.911	2/24.443	4/22.943
10.	5/24.805		6/25.146	8/26.824	9/25.363	7/24.707	3/23.114	1/22.672	2/23.003	4/23.285
11.	6/30.853		5/28.149	8/28.674	9/26.828	7/24.203	3/23.962	1/22.978	2/23.117	4/23.514
12.	6/25.529		5/25.448	8/25.605	9/27.026	7/23.694	3/23.229	1/22.453	2/24.269	4/25.135
13.	6/25.621		5/24.288	8/25.549	9/28.021	7/26.287	3/23.003	1/21.999	2/22.989	4/23.478
14.	6/25.056		5/24.530	8/25.504	9/26.822	7/26.546	3/23.219	1/22.901	2/24.032	4/23.458
15.	6/26.081		5/25.209	8/26.609	9/27.186	7/25.958	3/22.993	1/22.339	2/22.851	4/35.776
16.	6/29.854		4/31.724	7/26.133	9/38.261	5/24.566	3/23.759	1/22.812	2/23.696	8/75.844
17.	6/32.104		8/66.273	5/26.013	9/29.291	4/28.315	3/23.657	1/22.908	2/23.661	7/23.676
18.			7/23.864	4/25.358	8/25.716	5/33.717	2/23.236	1/23.224	3/27.925	6/24.527
19.			7/24.595	4/25.011	8/27.996	5/32.508	2/23.154	1/28.362	3/29.663	6/23.111
20.			7/24.417	4/24.867	8/27.025	5/24.308	2/23.431	1/25.801	3/28.484	6/23.173
21.			7/23.935	4/27.395	8/25.092	5/24.887	2/23.457	1/22.983	3/23.736	6/24.296
22.			7/26.799	4/31.011	8/27.901	5/25.668	2/27.944	1/22.613	3/25.425	6/26.846
23.			6/24.196	5/31.184	7/27.940	4/24.709	2/29.178	1/23.069	3/23.714	8/90.523
24.			5/27.905	6/43.781	7/25.730	4/24.905	2/22.637	1/22.909	3/24.307	8/23.194
25.			5/32.885	6/35.632	7/28.955	4/25.794	2/22.697	1/23.037	3/23.001	8/27.566
26.			5/24.083	6/24.255	8/82.957	4/25.367	2/23.263	1/22.976	3/22.854	7/23.490
27.			4/24.189	5/26.224	7/28.696		2/22.948	1/23.031	3/22.783	6/24.316
28.			4/27.619	5/26.039	7/27.587		2/28.784	1/24.871	3/23.068	6/24.547
29.			4/25.166	5/24.670	7/31.969		3/29.701	1/22.518	2/23.740	6/23.906
30.			4/24.533	5/25.731	7/33.454		3/23.510	1/23.239	2/23.188	6/26.205
31.			4/26.760	5/24.869	7/29.571		3/27.792	1/22.661	2/27.715	6/25.738
32.			4/25.741	5/29.397	7/29.074		3/26.524	1/22.631	2/24.229	6/56.293
33.			5/33.595	4/25.242	7/26.815		3/23.730	1/26.117	2/24.431	6/30.805
34.			4/29.504	3/25.241	6/26.672			1/23.818	2/29.573	5/27.152
35.			4/24.831	3/26.139	6/30.097			1/30.005	2/23.742	5/25.153
36.			4/24.889	3/26.958	6/29.312			1/22.963	2/24.740	5/24.332
37.			4/24.847	3/24.861	6/26.691			1/22.912	2/23.706	5/23.291
38.			4/25.331	3/24.405	6/30.679			1/23.181	2/23.133	5/23.312
39.			4/24.660	3/26.497	6/25.995			1/22.326	2/23.616	5/23.661
40.			3/23.479	4/25.025	6/27.301			1/22.668	2/24.495	5/24.134
41.			3/24.252	4/27.713	6/27.933			1/25.404	2/22.738	5/29.259
42.			3/26.461	4/27.775				1/22.882	2/23.709	5/31.396
43.			3/24.936	4/25.393				1/23.180	2/23.626	
44.			3/27.537	4/24.565				1/23.404	2/23.009	
45.			3/26.367	4/25.993				1/22.790	2/23.274	
46.								1/23.511	2/23.069	
47.								1/23.126	2/23.260	

Car#	1	2	3	4	5	6	7	8	9	10
	Holness	Hold	Kirby	Cox	Vance	Gibson	Laos	Viesins	Perez	Vasan
48.								1/23.583	2/22.908	
49.								1/28.507	2/23.354	
50.								1/22.903	2/23.798	
51.								1/22.545		
52.								1/22.606		

