

Nitro Buggy

Round 1

1

SFORCS V Race 1

Ser#42318

Timing and Scoring by www.RCScoringPro.com

Sponsor	Driver Name	Car	Pos	Laps	Race Time	Behind	Fast Lap	Average Top 5	Top 10	Top 15	Q#
	Viesins, Christopher	5	1	14	5:16.059		21.628	21.899	22.219		1
	Reyes, Yoandy	1	2	13	5:20.545		22.454	22.933	23.555		2
	Dipiero, Matt	2	3	12	5:23.358		24.700	24.930	26.056		3
	Lee, Pak	4	4	11	5:12.850		25.017	26.198	27.822		4
	Lopez, Coky	7	5	10	5:04.699		26.614	28.285	30.470		5
	Msek, Joseph	3	6	3	1:43.869		29.344				6
	Navarro, Eddie	6	7	0							7

Car#	1	2	3	4	5	6	7	8	9	10
	Reyes	Dipiero	Msek	Lee	Viesins	Navarro	Lopez			
1.	2/24.136	5/32.392	6/38.191	4/31.294	1/22.187		3/29.124			
2.	2/23.105	4/28.644	5/29.344	3/26.196	1/22.547		6/38.499			
3.	2/23.152	4/25.635	6/36.334	3/27.765	1/22.571		5/26.614			
4.	2/22.644	3/25.071		4/27.001	1/23.410		5/29.732			
5.	2/29.681	3/24.700		4/27.232	1/24.285		5/29.595			
6.	2/27.593	3/27.776		4/25.017	1/22.133		5/32.288			
7.	2/23.446	3/27.364		4/31.118	1/22.976		5/33.158			
8.	2/23.612	3/25.073		4/29.819	1/22.415		5/28.311			
9.	2/27.721	3/25.037		4/25.672	1/22.033		5/29.352			
10.	2/22.454	3/30.410		4/27.103	1/23.026		5/28.026			
11.	2/24.979	3/24.769		4/34.633	1/21.628					
12.	2/23.309	3/26.487			1/21.632					
13.	2/24.713				1/23.147					
14.					1/22.069					

Nitro Buggy

Top Qualifier is Viesins, Christopher 14/5: 16.059 (Rnd 1)



Round 1

2

SFORCS V Race 1

Ser#42318

Timing and Scoring by www.RCScoringPro.com

Sponsor	Driver Name	Car	Pos	Laps	Race Time	Behind	Fast Lap	Average Top 5	Top 10	Top 15	Q#
	Perez, Luis	3	1	13	5:18.113		22.982	23.193	23.560		2
	Holness, Paul	7	2	12	5:03.932		23.695	24.113	24.787		4
	Diaz, Jesus	5	3	12	5:04.396	0.464	23.104	23.655	24.390		5
	Gibson, Adrian	6	4	12	5:10.025	6.093	22.402	24.044	25.177		6
	Cox, Joshua	1	5	12	5:41.616	37.684	23.178	24.884	26.429		8
	Vasan, Sebastian	2	6	3	1:14.154		23.972				11
	Laos, "PacMan" Christopher	4	7	0							14

Car#	1	2	3	4	5	6	7	8	9	10
	Cox	Vasan	Perez	Laos	Diaz	Gibson	Holness			
1.	4/24.619	3/23.972	1/23.380		2/23.666	6/26.786	5/25.001			
2.	5/28.660	3/25.422	1/22.982		2/23.614	6/27.367	4/24.984			
3.	5/27.791	2/24.760	3/29.924		1/24.164	6/30.884	4/28.494			
4.	5/26.615		2/23.384		1/25.233	4/22.402	3/24.686			
5.	5/28.122		2/24.045		1/24.397	4/26.629	3/25.565			
6.	4/23.178		2/23.084		1/25.198	5/26.752	3/23.695			
7.	5/27.718		1/25.250		2/25.834	4/24.818	3/27.567			
8.	5/25.941		1/23.869		3/34.532	4/24.701	2/23.850			
9.	5/29.670		1/23.782		3/24.964	4/24.412	2/24.570			
10.	5/27.577		1/24.557		2/23.104	4/26.567	3/26.494			
11.	5/24.069		1/23.221		3/25.963	4/23.957	2/25.262			
12.	5/47.656		1/27.337		3/23.727	4/24.750	2/23.764			
13.			1/23.298							

Top Qualifiers	Qual#	Laps	Race Time (Difference)	Round	Race	Pos in Race	Fast Lap
Viesins, Christopher	1	14	5:16.059	1	1	1	21.628
Perez, Luis	2	13	5:18.113	1	2	1	22.982
Reyes, Yoandy	3	13	5:20.545 2.432	1	1	2	22.454
Holness, Paul	4	12	5:03.932	1	2	2	23.695
Diaz, Jesus	5	12	5:04.396 0.464	1	2	3	23.104
Gibson, Adrian	6	12	5:10.025 5.629	1	2	4	22.402
Dipiero, Matt	7	12	5:23.358 13.33	1	1	3	24.700
Cox, Joshua	8	12	5:41.616 18.25	1	2	5	23.178
Lee, Pak	9	11	5:12.850	1	1	4	25.017
Lopez, Coky	10	10	5:04.699	1	1	5	26.614

Electric Buggy

Round 1

3

SFORCS V Race 1

Ser#42318

Timing and Scoring by www.RCScoringPro.com

Sponsor	Driver Name	Car	Pos	Laps	Race Time	Behind	Fast Lap	Average Top 5	Top 10	Top 15	Q#
	Viesins, Christopher	4	1	14	5:13.198		21.865	21.974	22.110		1
	Record, Corey	10	2	13	5:23.612		22.651	23.150	23.683		2
	Hernandez, Johnathan	1	3	12	5:09.711		23.865	24.279	25.318		3
	Johnston, Richard.	5	4	12	5:23.954	14.243	24.992	25.511	26.033		4
	Barbera, Joe	9	5	11	5:02.978		24.942	25.262	26.881		5
	Viesens, Ron	7	6	11	5:04.374	1.396	25.106	25.788	27.045		6
	Honcho, Mke	2	7	11	5:15.437	12.459	26.209	26.637	28.146		7
	Baio, Joe	3	8	11	5:18.310	15.332	25.904	26.326	28.490		8
	Navarro, Eddie	6	9	9	5:11.217		25.988	27.698			9
	Kaufman, Tim	8	10	9	5:38.066	26.849	30.526	35.297			10

Car#	1	2	3	4	5	6	7	8	9	10
	Hernandez	Honcho	Baio	Viesins	Johnston	Navarro	Viesens	Kaufman	Barbera	Record
1.	3/26.515	4/26.577	7/33.414	1/22.099	5/26.630	10/71.871	6/29.787	9/34.626	8/34.164	2/24.526
2.	3/23.865	5/26.209	8/29.405	1/23.779	4/25.898	10/33.632	6/29.142	9/35.802	7/24.990	2/23.444
3.	3/25.873	5/26.697	8/30.948	1/22.089	4/25.403	10/30.615	7/33.924	9/37.517	6/25.304	2/24.370
4.	3/27.875	5/33.156	8/25.904	1/22.294	4/26.304	10/28.419	7/25.106	9/40.772	6/28.633	2/23.351
5.	3/26.452	6/26.281	8/31.499	1/22.795	4/27.040	10/29.623	7/26.342	9/30.526	5/25.549	2/29.597
6.	3/25.390	5/27.423	8/26.408	1/21.891	4/31.071	10/27.717	6/25.959	9/38.975	7/33.284	2/23.155
7.	3/23.871	5/28.275	8/31.495	1/21.928	4/25.524	10/36.608	6/25.610	9/38.015	7/25.527	2/23.151
8.	3/24.244	6/29.992	8/26.910	1/21.865	4/26.762	9/26.744	5/26.749	10/38.093	7/28.439	2/24.129
9.	3/25.086	7/28.672	8/26.157	1/22.433	4/24.992	9/25.988	5/29.491	10/43.740	6/26.535	2/24.147
10.	3/28.657	7/28.175	8/26.251	1/22.278	4/25.736		6/26.201		5/24.942	2/22.651
11.	3/27.553	7/33.980	8/29.919	1/23.094	4/32.551		6/26.063		5/25.611	2/25.468
12.	3/24.330			1/22.338	4/26.043					2/31.720
13.				1/22.201						2/23.903
14.				1/22.114						

Top Qualifiers	Qual#	Laps	Race Time (Difference)	Round	Race	Pos in Race	Fast Lap
Viesins, Christopher	1	14	5:13.198	1	3	1	21.865
Record, Corey	2	13	5:23.612	1	3	2	22.651
Hernandez, Johnathan	3	12	5:09.711	1	3	3	23.865
Johnston, Richard.	4	12	5:23.954 14.24	1	3	4	24.992
Barbera, Joe	5	11	5:02.978	1	3	5	24.942
Viesens, Ron	6	11	5:04.374 1.396	1	3	6	25.106
Honcho, Mike	7	11	5:15.437 11.06	1	3	7	26.209
Baio, Joe	8	11	5:18.310 2.873	1	3	8	25.904
Navarro, Eddie	9	9	5:11.217	1	3	9	25.988
Kaufman, Tim	10	9	5:38.066 26.84	1	3	10	30.526

Electric Buggy

Top Qualifier is Viesins, Christopher 14/5: 13.198 (Rnd 1)

Round 1

4

SFORCS V Race 1

Ser#42318

Timing and Scoring by www.RCScorePro.com

Sponsor	Driver Name	Car	Pos	Laps	Race Time	Behind	Fast Lap	Average Top 5	Top 10	Top 15	Q#
	Laos, "PacMan" Christopher	1	1	13	5:11.001		22.491	22.746	23.250		2
	Romano, Robert	4	2	13	5:22.927	11.926	23.084	23.509	24.210		3
	Bankin, Max	9	3	12	5:07.180		23.331	23.726	24.816		5
	Bilogan, Steve	7	4	12	5:11.816	4.636	24.604	24.907	25.550		7
	Dipiero, Matt	5	5	11	5:11.811		25.666	26.110	27.344		11
	Dotinga, Chris	8	6	11	5:13.017	1.206	25.232	25.979	27.891		12
	Merrill, James	2	7	10	5:03.100		26.377	27.120	30.310		15
	Dominguez, Pedro	3	8	6	5:23.502		32.369	34.767			18
	Perez, Luis	6	9	2	0:57.563		23.890				19
	Lopez, Jader	10	10	0							20

Car#	1	2	3	4	5	6	7	8	9	10
	Laos	Merrill	ominguez, Pedr	Romano	Dipiero	Perez	Bilogan	Dotinga	Bankin	Lopez
1.	3/25.626	6/27.411	9/36.416	1/23.285	4/26.432	2/23.890	7/28.255	5/27.003	8/30.025	
2.	2/26.971	8/34.727	9/32.793	1/23.084	3/27.081	6/33.673	5/26.350	7/31.077	4/23.850	
3.	2/23.954	7/29.327	8/32.369	1/24.825	4/27.655		3/26.249	6/27.795	5/27.422	
4.	2/24.960	7/35.910	8/35.583	1/24.584	5/32.868		4/25.281	6/30.092	3/23.331	
5.	2/22.491	7/34.033	8/36.672	1/24.791	6/28.553		4/28.059	5/25.887	3/27.006	
6.	2/25.902	7/26.638	8/149.669	1/24.203	5/25.666		4/26.265	6/30.070	3/24.167	
7.	2/23.093	7/27.360		1/23.230	5/25.684		4/24.771	6/26.222	3/23.741	
8.	2/23.611	7/33.503		1/26.831	5/26.395		4/25.557	6/25.232	3/24.171	
9.	1/23.109	7/27.814		2/26.060	5/26.733		4/25.238	6/25.550	3/28.993	
10.	1/22.614	7/26.377		2/23.743	5/26.371		4/26.544	6/29.981	3/25.878	
11.	1/22.735			2/27.939	5/38.373		4/24.643	6/34.108	3/23.542	
12.	1/22.799			2/24.538			4/24.604		3/25.054	
13.	1/23.136			2/25.814						

Top Qualifiers	Qual#	Laps	Race Time (Difference)	Round	Race	Pos in Race	Fast Lap
Viesins, Christopher	1	14	5:13.198	1	3	1	21.865
Laos, "PacMan" Christopher	2	13	5:11.001	1	4	1	22.491
Romano, Robert	3	13	5:22.927 11.92	1	4	2	23.084
Record, Corey	4	13	5:23.612 0.685	1	3	2	22.651
Bankin, Max	5	12	5:07.180	1	4	3	23.331
Hernandez, Johnathan	6	12	5:09.711 2.531	1	3	3	23.865
Bilogan, Steve	7	12	5:11.816 2.105	1	4	4	24.604
Johnston, Richard.	8	12	5:23.954 12.13	1	3	4	24.992
Barbera, Joe	9	11	5:02.978	1	3	5	24.942
Viesens, Ron	10	11	5:04.374 1.396	1	3	6	25.106

Electric Buggy

Top Qualifier is Viesins, Christopher 14/5: 13.198 (Rnd 1)



Round 1

5

SFORCS V Race 1

Ser#42318

Timing and Scoring by www.RCScoringPro.com

Sponsor	Driver Name	Car	Pos	Laps	Race Time	Behind	Fast Lap	Average Top 5	Top 10	Top 15	Q#
	Davila, Daniel	8	1	13	5:06.224		22.465	22.745	23.162		2
	Garcia, Nelson	4	2	13	5:17.395	11.171	22.516	23.003	23.840		4
	Paulins, Matt	5	3	13	5:24.220	17.996	22.937	23.502	23.961		7
	Gibson, Adrian	6	4	12	5:08.823		23.737	24.242	24.862		9
	Jacobs, Rick	2	5	12	5:29.176	20.353	24.502	25.674	26.729		13
	DiPiero, Nicole	7	6	11	5:10.711		25.607	26.160	27.833		16
	Torres, Rodelay	3	7	10	5:03.105		25.204	26.316	30.310		22
	Davis, Teddy	9	8	0							28
	Msek, Joseph Jr. (JJ)	1	9	0							29

Car#	1	2	3	4	5	6	7	8	9	10
	Msek	Jacobs	Torres	Garcia	Paulins	Gibson	DiPiero	Davila	Davis	
1.		5/27.801	4/25.389	3/24.417	2/24.106	6/30.572	7/32.381	1/23.641		
2.		6/26.894	4/25.204	2/22.854	3/25.731	5/23.873	7/25.607	1/22.551		
3.		5/27.171	4/26.147	2/25.730	3/23.723	6/29.630	7/29.366	1/23.050		
4.		5/27.733	6/34.726	2/25.151	3/24.714	4/25.267	7/27.363	1/23.472		
5.		5/30.169	6/28.520	2/23.753	3/31.692	4/25.406	7/29.273	1/23.512		
6.		5/24.993	7/39.522	2/22.577	3/24.683	4/25.716	6/29.006	1/24.097		
7.		5/24.502	7/28.273	2/23.892	3/24.087	4/25.024	6/30.627	1/23.915		
8.		5/28.392	7/26.565	2/25.142	3/23.320	4/25.594	6/25.654	1/23.432		
9.		5/26.730	7/35.019	2/28.113	3/23.856	4/23.737	6/29.260	1/26.591		
10.		5/27.818	7/33.740	2/25.108	3/23.676	4/24.145	6/25.964	1/23.088		
11.		5/25.252		2/23.316	3/27.186	4/25.430	6/26.210	1/23.839		
12.		5/31.721		2/22.516	3/22.937	4/24.429		1/22.465		
13.				2/24.826	3/24.509			1/22.571		

Top Qualifiers	Qual#	Laps	Race Time (Difference)	Round	Race	Pos in Race	Fast Lap
Viesins, Christopher	1	14	5:13.198	1	3	1	21.865
Davila, Daniel	2	13	5:06.224	1	5	1	22.465
Laos, "PacMan" Christopher	3	13	5:11.001 4.777	1	4	1	22.491
Garcia, Nelson	4	13	5:17.395 6.394	1	5	2	22.516
Romano, Robert	5	13	5:22.927 5.532	1	4	2	23.084
Record, Corey	6	13	5:23.612 0.685	1	3	2	22.651
Paulins, Matt	7	13	5:24.220 0.608	1	5	3	22.937
Bankin, Max	8	12	5:07.180	1	4	3	23.331
Gibson, Adrian	9	12	5:08.823 1.643	1	5	4	23.737
Hernandez, Johnathan	10	12	5:09.711 0.888	1	3	3	23.865

Mod 4WD Buggy


Round 1

6

SFORCS V Race 1

Ser#42318

Timing and Scoring by www.RCScoringPro.com

Sponsor	Driver Name	Car	Pos	Laps	Race Time	Behind	Fast Lap	Average Top 5	Top 10	Top 15	Q#
	Viesins, Christopher	1	1	14	5:08.770		21.545	21.762	21.869		1
	Maclellan, Alex	2	2	14	5:16.843	8.073	21.147	21.509	21.878		2
	Perez, Luis	7	3	14	5:21.514	12.744	21.815	21.881	22.192		3
	Record, Corey	3	4	13	5:03.896		21.998	22.158	22.579		4
	Diaz, Jesus	6	5	13	5:14.077	10.181	22.690	23.022	23.302		5
	Hernandez, Johnathan	5	6	12	5:06.166		22.803	23.180	24.824		6
	Baio, Joe	4	7	12	5:17.633	11.467	23.674	24.116	25.455		7

Car#	1	2	3	4	5	6	7	8	9	10
	Viesins	Maclellan	Record	Baio	Hernandez	Diaz	Perez			
1.	2/21.941	1/21.935	3/22.456	7/29.155	5/24.847	6/24.971	4/23.762			
2.	2/22.629	1/21.611	3/22.369	5/23.674	6/28.104	7/29.053	4/21.916			
3.	3/22.370	1/21.495	2/21.998	7/27.795	5/22.803	6/23.702	4/22.808			
4.	3/22.106	1/21.702	2/22.009	7/25.366	5/22.963	6/23.684	4/21.823			
5.	2/21.804	1/22.500	3/22.288	7/24.418	6/27.432	5/22.690	4/21.931			
6.	1/21.545	2/23.618	4/23.692	7/33.925	6/23.098	5/23.344	3/21.815			
7.	1/21.759	3/28.438	2/23.350	7/28.473	5/23.341	6/27.035	4/27.335			
8.	1/21.892	3/22.134	2/22.323	7/24.054	6/25.463	5/22.954	4/22.196			
9.	1/21.833	3/22.870	4/26.689	7/26.355	6/26.490	5/23.612	2/21.918			
10.	1/22.504	2/21.592	3/23.139	7/23.789	6/23.694	5/23.215	4/24.840			
11.	1/22.061	2/23.138	4/27.325	7/25.982	6/28.715	5/23.565	3/22.774			
12.	1/21.883	2/22.197	4/24.088	7/24.647	6/29.216	5/23.320	3/22.658			
13.	1/21.868	2/21.147	4/22.170			5/22.932	3/23.653			
14.	1/22.575	2/22.466					3/22.085			

Top Qualifiers	Qual#	Laps	Race Time (Difference)		Round	Race	Pos in Race	Fast Lap
Viesins, Christopher	1	14	5:08.770		1	6	1	21.545
Maclellan, Alex	2	14	5:16.843	8.073	1	6	2	21.147
Perez, Luis	3	14	5:21.514	4.671	1	6	3	21.815
Record, Corey	4	13	5:03.896		1	6	4	21.998
Diaz, Jesus	5	13	5:14.077	10.18	1	6	5	22.690
Hernandez, Johnathan	6	12	5:06.166		1	6	6	22.803
Baio, Joe	7	12	5:17.633	11.46	1	6	7	23.674

Mod 4WD Buggy

Top Qualifier is Viesins, Christopher 14/5: 08.770 (Rnd 1)

Round 1

7

SFORCS V Race 1

Ser#42318

Timing and Scoring by www.RCScoringPro.com

Sponsor	Driver Name	Car	Pos	Laps	Race Time	Behind	Fast Lap	Average Top 5	Top 10	Top 15	Q#
	Davila, Daniel	7	1	14	5:19.752		21.725	21.985	22.362		3
	Barbera, Joe	3	2	12	5:00.511		23.981	24.118	24.509		7
	Hammond, Glenn	2	3	12	5:32.144	31.633	24.535	25.204	26.643		10
	Cooper, Jared	6	4	11	4:43.291		23.031	23.626	25.413		11
	Hancock, John	1	5	10	5:04.616		26.666	28.331	30.462		12
	Torres, Rodelay	5	6	9	5:19.005		26.560	28.368			13
	Honcho, Mke	4	7	2	0:55.849		27.406				14

Car#	1	2	3	4	5	6	7	8	9	10
	Hancock	Hammond	Barbera	Honcho	Torres	Cooper	Davila			
1.	6/32.730	4/26.713	3/24.204	5/27.406	7/77.129	2/24.116	1/22.258			
2.	6/32.822	4/27.296	3/25.287	5/28.443	7/29.106	2/23.812	1/22.141			
3.	5/29.329	4/25.075	2/24.133		6/34.251	3/26.536	1/22.580			
4.	5/26.666	4/25.263	2/26.215		6/26.560	3/28.953	1/23.872			
5.	5/28.371	3/24.535	2/25.419		6/27.820	4/29.053	1/22.870			
6.	5/29.303	4/30.889	2/24.643		6/34.029	3/23.285	1/23.858			
7.	5/32.635	4/25.422	2/24.021		6/31.756	3/24.706	1/21.802			
8.	5/29.854	4/28.596	2/23.981		6/27.309	3/26.757	1/22.196			
9.	5/34.918	4/25.727	2/29.205		6/31.045	3/23.885	1/22.061			
10.	5/27.988	4/27.838	2/24.249			3/29.157	1/21.725			
11.		4/29.969	2/24.308			3/23.031	1/22.215			
12.		3/34.821	2/24.846				1/24.503			
13.							1/23.770			
14.							1/23.901			

Top Qualifiers	Qual#	Laps	Race Time (Difference)	Round	Race	Pos in Race	Fast Lap
Viesins, Christopher	1	14	5:08.770	1	6	1	21.545
MacLellan, Alex	2	14	5:16.843 8.073	1	6	2	21.147
Davila, Daniel	3	14	5:19.752 2.909	1	7	1	21.725
Perez, Luis	4	14	5:21.514 1.762	1	6	3	21.815
Record, Corey	5	13	5:03.896	1	6	4	21.998
Diaz, Jesus	6	13	5:14.077 10.18	1	6	5	22.690
Barbera, Joe	7	12	5:00.511	1	7	2	23.981
Hernandez, Johnathan	8	12	5:06.166 5.655	1	6	6	22.803
Baio, Joe	9	12	5:17.633 11.46	1	6	7	23.674
Hammond, Glenn	10	12	5:32.144 14.51	1	7	3	24.535

4WD Short Course

Round 1

8

SFORCS V Race 1

Ser#42318

Timing and Scoring by www.RCScoringPro.com

Sponsor	Driver Name	Car	Pos	Laps	Race Time	Behind	Fast Lap	Average Top 5	Top 10	Top 15	Q#
	MacLellan, Alex	1	1	13	5:16.675		22.594	22.890	23.542		1
	Espinosa, Jack	3	2	13	5:25.289	8.614	24.024	24.131	24.535		2
	Paulins, Matt	6	3	11	5:05.702		24.242	25.419	26.837		3
	Bankin, Max	2	4	10	5:12.511		23.491	24.266	31.251		4
	Kaufman, Tim	7	5	9	5:05.852		27.778	30.978			5
	Lee, Alain	5	6	7	5:07.525		32.916	40.127			6
	Davis, Teddy	4	7	5	2:26.585		25.990	29.317			7

Car#	1	2	3	4	5	6	7	8	9	10
	MacLellan	Bankin	Espinosa	Davis	Lee	Paulins	Kaufman			
1.	1/24.053	3/29.877	2/25.178	5/34.955	7/46.399	6/37.327	4/29.945			
2.	1/23.297	3/32.907	2/26.162	4/28.931	7/49.503	5/27.621	6/35.575			
3.	1/23.636	3/24.942	2/25.477	4/26.271	7/38.745	5/25.921	6/27.778			
4.	1/23.876	3/23.955	2/24.025	5/30.438	7/32.916	4/26.490	6/39.068			
5.	1/27.261	3/23.948	2/24.024	5/25.990	7/38.544	4/28.244	6/30.552			
6.	1/24.182	3/27.825	2/25.012		6/57.387	4/24.242	5/41.613			
7.	1/22.594	3/24.995	2/24.415		6/44.031	4/25.109	5/32.365			
8.	1/22.835	3/28.754	2/24.047			4/25.588	5/34.707			
9.	1/22.659	3/23.491	2/26.845			4/28.814	5/34.249			
10.	1/25.224	4/71.817	2/24.617			3/30.110				
11.	1/23.066		2/24.175			3/26.236				
12.	1/26.801		2/24.382							
13.	1/27.191		2/26.930							

Top Qualifiers	Qual#	Laps	Race Time (Difference)	Round	Race	Pos in Race	Fast Lap
MacLellan, Alex	1	13	5:16.675	1	8	1	22.594
Espinosa, Jack	2	13	5:25.289 8.614	1	8	2	24.024
Paulins, Matt	3	11	5:05.702	1	8	3	24.242
Bankin, Max	4	10	5:12.511	1	8	4	23.491
Kaufman, Tim	5	9	5:05.852	1	8	5	27.778
Lee, Alain	6	7	5:07.525	1	8	6	32.916
Davis, Teddy	7	5	2:26.585	1	8	7	25.990

4WD Short Course

Top Qualifier is Maclellan, Alex 13/5: 16.675 (Rnd 1)

Round 1



SFORCS V Race 1

Ser#42318

Timing and Scoring by www.RCScoringPro.com

Sponsor	Driver Name	Car	Pos	Laps	Race Time	Behind	Fast Lap	Average Top 5	Top 10	Top 15	Q#
	Cooper, Jared	4	1	12	5:04.350		23.939	24.330	24.883		3
	Viesins, Christopher	9	2	11	5:11.657		24.856	26.438	27.951		5
	Barbera, Joe	7	3	11	5:11.674	0.017	24.530	25.878	27.699		6
	Louis, Richard	8	4	11	5:27.664	16.007	24.999	27.578	29.405		7
	Torres, Rodelay	2	5	10	5:03.643		26.669	28.631	30.364		8
	Serio, Phil	5	6	10	5:17.238	13.595	28.098	29.738	31.724		10
	Lee, Hawkin	6	7	6	5:27.213		46.311	52.863			13
	Viesens, Ron	3	8	0							15
	Merrill, James	1	9	0							16

Car#	1	2	3	4	5	6	7	8	9	10
	Merrill	Torres	Viesens	Cooper	Serio	Lee	Barbera	Louis	Viesins	
1.		5/34.114		1/24.650	6/38.098	7/62.898	3/27.160	4/31.478	2/26.321	
2.		5/32.762		1/24.311	6/32.651	7/56.760	3/29.020	4/31.703	2/24.856	
3.		5/33.237		1/29.363	6/33.077	7/55.563	3/24.530	4/30.919	2/28.272	
4.		5/29.294		1/24.136	6/33.384	7/54.306	3/34.688	4/27.647	2/32.148	
5.		5/27.898		1/24.613	6/29.551	7/46.311	3/28.638	4/27.807	2/31.280	
6.		5/29.354		1/25.014	6/30.736	7/51.375	3/29.492	4/24.999	2/29.329	
7.		5/29.962		1/23.939	6/28.098		2/24.550	4/31.838	3/27.303	
8.		5/26.669		1/25.211	6/31.338		3/29.025	4/30.221	2/26.741	
9.		5/29.940		1/25.701	6/29.095		2/25.026	4/27.531	3/29.296	
10.		5/30.413		1/25.442	6/31.210		2/28.122	4/29.904	3/26.969	
11.				1/26.152			3/31.423	4/33.617	2/29.142	
12.				1/25.818						

Top Qualifiers	Qual#	Laps	Race Time (Difference)	Round	Race	Pos in Race	Fast Lap
Maclellan, Alex	1	13	5:16.675	1	8	1	22.594
Espinosa, Jack	2	13	5:25.289 8.614	1	8	2	24.024
Cooper, Jared	3	12	5:04.350	1	9	1	23.939
Paulins, Matt	4	11	5:05.702	1	8	3	24.242
Viesins, Christopher	5	11	5:11.657 5.955	1	9	2	24.856
Barbera, Joe	6	11	5:11.674 0.017	1	9	3	24.530
Louis, Richard	7	11	5:27.664 15.99	1	9	4	24.999
Torres, Rodelay	8	10	5:03.643	1	9	5	26.669
Bankin, Max	9	10	5:12.511 8.868	1	8	4	23.491
Serio, Phil	10	10	5:17.238 4.727	1	9	6	28.098

13.5 4WD Buggy

Round 1

10

SFORCS V Race 1

Ser#42318

Timing and Scoring by www.RCScoringPro.com

Sponsor	Driver Name	Car	Pos	Laps	Race Time	Behind	Fast Lap	Average Top 5	Top 10	Top 15	Q#
	Lopez, Jader	9	1	14	5:03.572		21.377	21.482	21.592		1
	Record, Corey	10	2	14	5:09.879	6.307	21.323	21.608	21.854		2
	Spallone, Dustin	7	3	14	5:15.566	11.994	21.733	22.030	22.247		3
	Bankin, Max	2	4	13	5:16.802		22.915	23.083	23.360		4
	Jacobs, Rick	11	5	13	5:17.136	0.334	23.031	23.671	24.047		5
	Hutton, Jonathan	3	6	13	5:20.990	4.188	22.850	23.090	23.731		6
	Hammond, Glenn	1	7	12	5:03.982		22.848	23.847	24.728		7
	Dominguez, Pedro	5	8	10	5:04.677		27.230	28.256	30.468		8
	Mbrales, Fred	4	9	0							9

Car# 1	2	3	4	5	6	7	8	9	10
Hammond	Bankin	Hutton	Morales	ominguez, Pedr		Spallone		Lopez	Record
1. 6/24.981	4/23.449	7/25.745		8/32.663		3/22.386		1/21.377	2/22.132
2. 4/24.105	7/28.468	6/24.936		8/35.380		3/23.762		1/21.489	2/21.695
3. 4/23.600	6/23.204	7/28.637		8/29.479		3/22.404		1/21.956	2/22.847
4. 4/24.245	6/22.979	7/23.132		8/27.970		3/22.788		1/21.683	2/21.511
5. 6/25.285	4/23.163	7/23.033		8/30.493		3/22.649		1/21.715	2/22.117
6. 6/26.266	4/23.863	7/23.009		8/27.230		3/21.884		1/21.766	2/21.787
7. 7/24.903	4/23.725	6/22.850		8/34.242		3/23.645		1/21.929	2/23.745
8. 7/24.435	4/23.153	5/23.584		8/28.120		3/22.249		1/21.442	2/22.152
9. 7/26.615	4/23.848	6/29.300		8/30.617		3/21.733		1/21.542	2/22.359
10. 7/29.751	4/28.162	6/23.608		8/28.483		3/22.338		1/21.559	2/22.384
11. 7/22.848	4/23.297	6/25.359				3/22.538		1/21.918	2/21.724
12. 7/26.948	4/22.915	6/24.371				3/22.161		1/21.845	2/21.323
13.	4/26.576	6/23.426				3/22.123		1/21.773	2/22.084
14.						3/22.906		1/21.578	2/22.019

Car# 11	12	13	14	15	16	17	18	19	20
Jacobs									
1. 5/24.865									
2. 5/24.398									
3. 5/24.247									
4. 5/24.068									
5. 5/23.896									
6. 5/25.325									
7. 5/23.031									
8. 6/25.607									
9. 5/25.737									
10. 5/23.912									
11. 5/23.860									
12. 5/24.532									
13. 5/23.658									
14.									

Top Qualifiers	Qual#	Laps	Race Time (Difference)	Round	Race	Pos in Race	Fast Lap
Lopez, Jader	1	14	5:03.572	1	10	1	21.377
Record, Corey	2	14	5:09.879 6.307	1	10	2	21.323
Spallone, Dustin	3	14	5:15.566 5.687	1	10	3	21.733
Bankin, Max	4	13	5:16.802	1	10	4	22.915
Jacobs, Rick	5	13	5:17.136 0.334	1	10	5	23.031
Hutton, Jonathan	6	13	5:20.990 3.854	1	10	6	22.850
Hammond, Glenn	7	12	5:03.982	1	10	7	22.848
Dominguez, Pedro	8	10	5:04.677	1	10	8	27.230
Morales, Fred	9	0		1	10	9	

13.5 4WD Buggy

Top Qualifier is Lopez, Jader 14/5: 03.572 (Rnd 1)


Round 1

11

SFORCS V Race 1

Ser#42318

Timing and Scoring by www.RCScoringPro.com

Sponsor	Driver Name	Car	Pos	Laps	Race Time	Behind	Fast Lap	Average Top 5	Top 10	Top 15	Q#
	Chavez, Daniel	9	1	14	5:09.415		20.940	21.108	21.294		2
	Mbrales, Fred	11	2	13	5:06.293		21.454	22.116	22.764		5
	Bilogan, Steve	10	3	12	5:02.830		23.777	24.258	24.848		9
	Johnston, Richard.	4	4	12	5:04.603	1.773	24.053	24.579	25.061		11
	Garcia, Nelson	5	5	12	5:04.745	1.915	23.011	23.360	23.830		12
	Lee, Pak	1	6	11	5:00.114		24.303	25.031	25.917		13
	Jones, Jeff	6	7	11	5:02.508	2.394	25.374	26.312	27.217		14
	Serio, Phil	2	8	11	5:07.290	7.176	25.891	26.613	27.653		15
	MacLellan, Alex	8	9	7	2:37.488		21.514	22.005			17
	Romano, Robert	3	10	5	1:58.545		22.908	23.709			18

Car#	1	2	3	4	5	6	7	8	9	10
	Lee	Serio	Romano	Johnston	Garcia	Jones		MacLellan	Chavez	Bilogan
1.	8/26.497	10/28.873	4/22.908	6/25.498	5/23.701	9/27.335		3/21.514	1/21.315	7/26.022
2.	7/24.303	10/30.763	5/25.026	6/24.922	4/23.788	9/30.078		1/21.605	2/24.108	8/25.922
3.	8/27.871	10/30.321	4/23.770	6/24.631	3/23.266	9/30.342		1/22.440	2/21.414	7/26.231
4.	7/26.653	10/26.066	4/23.289	6/24.857	3/23.729	9/27.328		1/22.040	2/21.582	8/28.115
5.	8/25.943	10/29.124	3/23.552	6/26.870	4/24.487	9/25.657		2/23.527	1/21.472	7/24.490
6.	9/40.947	8/27.032		5/24.053	4/25.115	7/28.406		2/23.937	1/21.105	6/24.169
7.	8/25.321	9/25.891		5/25.781	4/23.261	7/26.587		2/22.425	1/24.910	6/25.061
8.	6/24.816	8/26.934		4/26.147	3/24.385	7/27.457			1/25.359	5/24.678
9.	6/27.050	8/27.498		4/27.122	3/33.748	7/27.067			1/21.555	5/25.511
10.	6/25.009	8/27.644		4/25.306	5/32.692	7/26.877			1/20.984	3/24.195
11.	6/25.704	8/27.144		4/24.432	5/23.011	7/25.374			1/22.098	3/24.659
12.				4/24.984	5/23.562				1/20.940	3/23.777
13.									1/21.198	
14.									1/21.375	

Car#	11	12	13	14	15	16	17	18	19	20
	Morales									
1.	2/21.454									
2.	3/25.832									
3.	5/26.014									
4.	5/21.953									
5.	5/26.102									
6.	3/22.441									
7.	3/22.511									
8.	2/22.557									
9.	2/22.401									
10.	2/23.616									
11.	2/26.542									
12.	2/22.329									
13.	2/22.541									
14.										

Top Qualifiers	Qual#	Laps	Race Time (Difference)		Round	Race	Pos in Race	Fast Lap
Lopez, Jader	1	14	5:03.572		1	10	1	21.377
Chavez, Daniel	2	14	5:09.415	5.843	1	11	1	20.940
Record, Corey	3	14	5:09.879	0.464	1	10	2	21.323
Spallone, Dustin	4	14	5:15.566	5.687	1	10	3	21.733
Morales, Fred	5	13	5:06.293		1	11	2	21.454
Bankin, Max	6	13	5:16.802	10.50	1	10	4	22.915
Jacobs, Rick	7	13	5:17.136	0.334	1	10	5	23.031
Hutton, Jonathan	8	13	5:20.990	3.854	1	10	6	22.850
Bilogan, Steve	9	12	5:02.830		1	11	3	23.777
Hammond, Glenn	10	12	5:03.982	1.152	1	10	7	22.848

2WD Stock Buggy

Round 1

12

SFORCS V Race 1

Ser#42318

Timing and Scoring by www.RCScoringPro.com

Sponsor	Driver Name	Car	Pos	Laps	Race Time	Behind	Fast Lap	Average Top 5	Top 10	Top 15	Q#
	Lopez, Jader	1	1	14	5:21.367		21.892	22.181	22.406		1
	Spallone, Dustin	8	2	13	5:14.470		23.574	23.680	23.847		2
	Mbrales, Fred	2	3	13	5:16.058	1.588	22.929	23.102	23.699		3
	Vasan, Sebastian	6	4	12	5:00.059		22.951	23.236	23.952		4
	Cox, Joshua	4	5	12	5:14.960	14.901	24.196	24.478	25.018		5
	Jacobs, Rick	3	6	12	5:24.264	24.205	24.104	25.203	26.358		6
	Hutton, Jonathan	7	7	11	5:03.010		24.098	24.989	26.981		7
	Hammond, Glenn	5	8	11	5:14.194	11.184	25.975	26.509	28.074		8

Car# 1	2	3	4	5	6	7	8	9	10
Lopez	Morales	Jacobs	Cox	Hammond	Vasan	Hutton	Spallone		
1. 2/24.079	1/23.837	7/27.289	8/34.870	6/25.975	4/24.203	5/24.312	3/24.128		
2. 1/21.892	2/24.578	7/26.092	8/24.632	6/27.296	5/26.599	3/24.599	4/25.120		
3. 1/22.234	2/24.358	7/27.329	8/29.910	6/26.310	3/23.159	5/29.126	4/26.695		
4. 1/22.597	2/25.459	6/28.543	8/24.533	5/26.921	4/31.915	7/31.724	3/23.741		
5. 1/21.964	2/23.039	5/26.878	7/25.649	8/33.450	4/23.032	6/26.782	3/23.846		
6. 1/22.751	2/23.074	5/27.529	6/24.958	7/26.041	4/24.422	8/30.734	3/23.845		
7. 1/22.592	2/26.400	5/26.622	7/27.930	8/31.477	4/22.951	6/24.098	3/23.652		
8. 1/22.704	3/24.571	7/29.586	5/24.620	8/30.850	4/28.628	6/26.239	2/24.188		
9. 1/25.719	3/27.212	7/31.097	5/24.451	8/27.461	4/24.208	6/25.696	2/24.120		
10. 1/24.758	3/23.168	6/24.104	5/24.602	8/27.672	4/23.268	7/33.196	2/24.060		
11. 1/22.539	3/24.135	6/24.199	5/24.609	8/30.741	4/23.768	7/26.504	2/23.913		
12. 1/22.297	3/23.298	6/24.996	5/24.196		4/23.906		2/23.588		
13. 1/22.516	3/22.929						2/23.574		
14. 1/22.725									

Top Qualifiers	Qual#	Laps	Race Time (Difference)	Round	Race	Pos in Race	Fast Lap
Lopez, Jader	1	14	5:21.367	1	12	1	21.892
Spallone, Dustin	2	13	5:14.470	1	12	2	23.574
Morales, Fred	3	13	5:16.058 1.588	1	12	3	22.929
Vasan, Sebastian	4	12	5:00.059	1	12	4	22.951
Cox, Joshua	5	12	5:14.960 14.90	1	12	5	24.196
Jacobs, Rick	6	12	5:24.264 9.304	1	12	6	24.104
Hutton, Jonathan	7	11	5:03.010	1	12	7	24.098
Hammond, Glenn	8	11	5:14.194 11.18	1	12	8	25.975

Nitro Buggy

Top Qualifier is Viesins, Christopher 14/5: 16.059 (Rnd 1)

Round 2

1

SFORCS V Race 1

Ser#42318

Timing and Scoring by www.RCScoringPro.com

Sponsor	Driver Name	Car	Pos	Laps	Race Time	Behind	Fast Lap	Average Top 5	Top 10	Top 15	Q#
	Viesins, Christopher	5	1	14	5:12.117		21.142	21.330	21.570		1
	Reyes, Yoandy	1	2	12	5:06.052		21.677	22.444	24.312		3
	Dipiero, Matt	2	3	12	5:11.289	5.237	23.967	24.634	25.500		7
	Lee, Pak	4	4	12	5:27.775	21.723	23.604	24.834	25.964		8
	Lopez, Coky	7	5	11	5:17.077		25.737	26.178	28.302		10
	Navarro, Eddie	6	6	10	5:04.297		25.079	27.436	30.430		11
	Msek, Joseph	3	7	8	3:37.381		23.818	25.328			12

Car#	1	2	3	4	5	6	7	8	9	10
	Reyes	Dipiero	Misek	Lee	Viesins	Navarro	Lopez			
1.	2/22.271	6/28.393	5/27.135	3/25.411	1/21.970	4/26.091	7/30.860			
2.	2/22.991	5/27.894	4/25.488	3/25.191	1/21.542	7/35.619	6/25.872			
3.	2/22.566	5/25.994	4/25.884	3/25.369	1/21.142	7/31.650	6/30.526			
4.	2/27.259	5/24.487	3/24.633	4/29.822	1/21.782	7/34.665	6/25.765			
5.	2/28.791	4/25.268	5/30.069	3/25.564	1/25.571	7/25.372	6/26.317			
6.	2/23.375	4/23.967	5/26.816	3/23.604	1/21.441	7/25.079	6/25.737			
7.	3/33.062	4/25.397	5/33.538	2/25.028	1/21.206	7/30.335	6/29.195			
8.	2/21.677	3/24.515	5/23.818	4/26.054	1/21.461	7/32.660	6/31.663			
9.	2/25.155	3/27.310		4/37.556	1/25.139	6/30.301	5/34.057			
10.	2/29.867	3/27.039		4/24.977	1/23.410	6/32.525	5/29.886			
11.	2/26.323	3/26.094		4/30.581	1/22.298		5/27.199			
12.	2/22.715	3/24.931		4/28.618	1/21.885					
13.					1/21.402					
14.					1/21.868					

Top Qualifiers	Qual#	Laps	Race Time (Difference)	Round	Race	Pos in Race	Fast Lap
Viesins, Christopher	1	14	5:12.117	2	1	1	21.142
Perez, Luis	2	13	5:18.113	1	2	1	22.982
Reyes, Yoandy	3	13	5:20.545 2.432	1	1	2	22.454
Holness, Paul	4	12	5:03.932	1	2	2	23.695
Diaz, Jesus	5	12	5:04.396 0.464	1	2	3	23.104
Gibson, Adrian	6	12	5:10.025 5.629	1	2	4	22.402
Dipiero, Matt	7	12	5:11.289 1.264	2	1	3	23.967
Lee, Pak	8	12	5:27.775 16.48	2	1	4	23.604
Cox, Joshua	9	12	5:41.616 13.84	1	2	5	23.178
Lopez, Coky	10	11	5:17.077	2	1	5	25.737

Nitro Buggy

Top Qualifier is Viesins, Christopher 14/5: 12.117 (Rnd 2)

Round 2

2

SFORCS V Race 1

Ser#42318

Timing and Scoring by www.RCScoringPro.com

Sponsor	Driver Name	Car	Pos	Laps	Race Time	Behind	Fast Lap	Average Top 5	Top 10	Top 15	Q#
	Gibson, Adrian	6	1	13	5:07.061		22.787	23.096	23.402		2
	Perez, Luis	3	2	13	5:07.778	0.717	21.869	22.319	22.778		3
	Vasan, Sebastian	2	3	13	5:09.610	2.549	22.092	22.576	22.867		4
	Holness, Paul	7	4	13	5:14.603	7.542	22.621	22.828	23.339		5
	Laos, "PacMan" Christopher	4	5	13	5:17.774	10.713	21.564	22.280	23.262		6
	Cox, Joshua	1	6	13	5:21.424	14.363	22.456	23.061	23.850		8
	Diaz, Jesus	5	7	12	5:02.056		22.743	23.649	24.501		9

Car#	1	2	3	4	5	6	7	8	9	10
	Cox	Vasan	Perez	Laos	Diaz	Gibson	Holness			
1.	4/24.722	1/23.229	2/23.340	7/27.267	6/26.153	3/24.479	5/25.071			
2.	6/26.152	1/22.732	5/26.638	7/24.089	4/23.127	3/24.076	2/22.801			
3.	7/26.866	1/22.973	4/21.869	5/21.564	6/25.165	3/23.006	2/22.852			
4.	7/23.618	1/23.307	2/22.575	5/24.346	6/24.267	3/23.297	4/25.659			
5.	6/26.530	1/23.155	2/23.002	4/23.063	7/30.414	3/23.057	5/24.566			
6.	5/22.720	1/22.323	3/24.200	4/29.363	7/26.635	2/23.533	6/30.480			
7.	5/24.668	1/22.887	2/22.523	4/22.837	7/24.368	3/24.390	6/24.417			
8.	6/29.525	2/26.277	1/22.535	4/22.316	7/24.825	3/24.177	5/23.766			
9.	6/23.620	2/26.382	3/27.533	4/22.414	7/23.739	1/22.787	5/23.235			
10.	6/22.456	4/28.284	2/22.517	3/23.220	7/25.919	1/23.332	5/23.267			
11.	6/23.249	3/22.092	2/23.069	4/26.497	7/24.701	1/23.622	5/22.819			
12.	6/24.035	3/23.121	2/25.824	5/28.527	7/22.743	1/23.938	4/23.049			
13.	6/23.263	3/22.848	2/22.153	5/22.271		1/23.367	4/22.621			

Top Qualifiers	Qual#	Laps	Race Time (Difference)	Round	Race	Pos in Race	Fast Lap
Viesins, Christopher	1	14	5:12.117	2	1	1	21.142
Gibson, Adrian	2	13	5:07.061	2	2	1	22.787
Perez, Luis	3	13	5:07.778 0.717	2	2	2	21.869
Vasan, Sebastian	4	13	5:09.610 1.832	2	2	3	22.092
Holness, Paul	5	13	5:14.603 4.993	2	2	4	22.621
Laos, "PacMan" Christopher	6	13	5:17.774 3.171	2	2	5	21.564
Reyes, Yoandy	7	13	5:20.545 2.771	1	1	2	22.454
Cox, Joshua	8	13	5:21.424 0.879	2	2	6	22.456
Diaz, Jesus	9	12	5:02.056	2	2	7	22.743
Dipiero, Matt	10	12	5:11.289 9.233	2	1	3	23.967

Electric Buggy

Top Qualifier is Viesins, Christopher 14/5: 13.198 (Rnd 1)

Round 2

3

SFORCS V Race 1

Ser#42318

Timing and Scoring by www.RCScoringPro.com

Sponsor	Driver Name	Car	Pos	Laps	Race Time	Behind	Fast Lap	Average Top 5	Top 10	Top 15	Q#
	Viesins, Christopher	4	1	14	5:01.630		21.137	21.223	21.344		1
	Record, Corey	10	2	14	5:17.537	15.907	21.398	21.865	22.061		2
	Hernandez, Johnathan	1	3	13	5:19.679		22.238	22.830	23.926		6
	Viesens, Ron	7	4	12	5:05.541		24.461	24.691	25.091		9
	Barbera, Joe	9	5	12	5:12.627	7.086	23.496	23.936	25.146		13
	Baio, Joe	3	6	12	5:19.083	13.542	23.609	24.585	25.903		14
	Navarro, Eddie	6	7	11	5:12.122		25.348	25.875	27.635		19
	Honcho, Mke	2	8	11	5:13.749	1.627	24.300	25.158	27.858		21
	Johnston, Richard.	5	9	9	3:50.973		23.296	24.376			15
	Kaufman, Tim	8	10	9	5:21.153	90.180	30.208	32.176			24

Car#	1	2	3	4	5	6	7	8	9	10
	Hernandez	Honcho	Baio	Viesins	Johnston	Navarro	Viesens	Kaufman	Barbera	Record
1.	2/22.238	7/28.321	5/26.115	1/21.976	8/28.408	9/31.749	4/25.646	10/31.794	6/27.443	3/22.446
2.	3/24.284	6/25.374	7/30.823	1/22.415	4/24.455	9/27.092	5/27.923	10/34.578	8/30.646	2/22.767
3.	3/22.633	8/34.635	6/25.592	1/22.217	5/27.565	9/35.775	4/25.570	10/39.529	7/28.797	2/22.123
4.	3/23.490	8/24.552	6/27.957	1/21.334	5/24.209	9/25.657	4/25.119	10/38.445	7/24.628	2/22.967
5.	3/26.006	8/29.396	7/26.700	1/21.137	5/25.827	9/25.348	4/24.790	10/31.655	6/23.904	2/21.943
6.	3/26.640	9/33.312	7/24.911	1/21.274	4/23.296	8/29.142	5/25.180	10/32.643	6/23.813	2/22.228
7.	3/25.919	8/27.124	7/24.823	1/21.436	4/24.093	9/31.379	5/24.521	10/44.937	6/25.580	2/22.256
8.	3/23.770	9/35.171	6/26.571	1/21.420	5/26.800	8/25.623	4/24.564	10/30.208	7/30.519	2/24.954
9.	3/27.365	9/26.133	6/23.609	1/21.582	5/26.320	8/27.030	4/25.458	10/37.364	7/24.342	2/21.889
10.	3/26.418	8/24.300	5/23.992	1/21.150		7/25.719	4/26.712		6/24.127	2/22.031
11.	3/23.217	8/25.431	6/29.233	1/21.442		7/27.608	4/24.461		5/23.496	2/21.398
12.	3/22.573		6/28.757	1/21.449			4/25.597		5/25.332	2/22.062
13.	3/25.126			1/21.218						2/26.238
14.				1/21.580						2/22.235

Top Qualifiers	Qual#	Laps	Race Time (Difference)	Round	Race	Pos in Race	Fast Lap
Viesins, Christopher	1	14	5:01.630	2	3	1	21.137
Record, Corey	2	14	5:17.537 15.90	2	3	2	21.398
Davila, Daniel	3	13	5:06.224	1	5	1	22.465
Laos, "PacMan" Christopher	4	13	5:11.001 4.777	1	4	1	22.491
Garcia, Nelson	5	13	5:17.395 6.394	1	5	2	22.516
Hernandez, Johnathan	6	13	5:19.679 2.284	2	3	3	22.238
Romano, Robert	7	13	5:22.927 3.248	1	4	2	23.084
Paulins, Matt	8	13	5:24.220 1.293	1	5	3	22.937
Viesens, Ron	9	12	5:05.541	2	3	4	24.461
Bankin, Max	10	12	5:07.180 1.639	1	4	3	23.331

Electric Buggy

Top Qualifier is Viesins, Christopher 14/5: 01.630 (Rnd 2)

Round 2

4

SFORCS V Race 1

Ser#42318

Timing and Scoring by www.RCScoringPro.com

Sponsor	Driver Name	Car	Pos	Laps	Race Time	Behind	Fast Lap	Average Top 5	Top 10	Top 15	Q#
	Perez, Luis	6	1	13	5:02.120		21.710	21.950	22.641		3
	Laos, "PacMan" Christopher	1	2	13	5:03.694	1.574	20.804	21.285	22.391		4
	Bankin, Max	9	3	13	5:17.723	15.603	22.995	23.412	23.770		7
	Romano, Robert	4	4	13	5:43.925	41.805	22.038	22.574	23.367		9
	Dipiero, Matt	5	5	12	5:01.638		23.864	24.170	24.643		11
	Bilogan, Steve	7	6	12	5:16.067	14.429	23.561	24.307	25.585		14
	Merrill, James	2	7	11	5:03.535		24.438	24.816	26.860		19
	Dotinga, Chris	8	8	11	5:04.803	1.268	23.257	24.465	26.778		20
	Dominguez, Pedro	3	9	10	5:30.861		26.078	29.628	33.086		25
	Lopez, Jader	10	10	0							

Car#	1	2	3	4	5	6	7	8	9	10
	Laos	Merrill	ominguez, Pedr	Romano	Dipiero	Perez	Bilogan	Dotinga	Bankin	Lopez
1.	4/23.484	6/25.260	9/35.221	2/22.962	5/24.087	1/22.121	7/25.751	8/26.005	3/23.479	
2.	1/21.396	5/24.571	9/34.312	2/22.612	4/23.961	3/25.070	7/26.830	8/26.590	6/28.836	
3.	1/22.604	8/34.935	9/26.078	2/23.478	5/28.718	3/22.139	7/31.904	6/26.679	4/22.995	
4.	1/22.629	7/29.507	9/43.270	2/25.308	4/24.744	3/25.188	6/28.315	8/35.479	5/26.513	
5.	1/20.804	6/25.351	9/30.674	3/26.455	5/24.647	2/25.452	7/27.357	8/37.022	4/24.204	
6.	1/20.847	6/25.628	9/31.731	3/26.601	5/25.011	2/22.646	7/27.406	8/23.257	4/23.394	
7.	1/26.420	7/34.196	9/32.334	3/22.597	5/26.435	2/23.122	6/23.978	8/24.897	4/24.178	
8.	1/26.437	7/27.994	9/28.995	3/22.038	5/24.357	2/21.710	6/24.326	8/30.702	4/24.673	
9.	1/21.186	7/24.438	9/30.660	3/23.132	5/23.864	2/21.943	6/24.989	8/25.326	4/23.813	
10.	1/22.192	7/24.460	9/37.586	3/22.663	5/24.740	2/25.068	6/24.680	8/24.176	4/23.380	
11.	1/26.780	7/27.195		3/23.504	5/24.581	2/22.312	6/23.561	8/24.670	4/24.127	
12.	1/22.348			3/25.377	5/26.493	2/21.836	6/26.970		4/24.153	
13.	2/26.567			4/57.198		1/23.513			3/23.978	

Top Qualifiers	Qual#	Laps	Race Time (Difference)	Round	Race	Pos in Race	Fast Lap
Viesins, Christopher	1	14	5:01.630	2	3	1	21.137
Record, Corey	2	14	5:17.537 15.90	2	3	2	21.398
Perez, Luis	3	13	5:02.120	2	4	1	21.710
Laos, "PacMan" Christopher	4	13	5:03.694 1.574	2	4	2	20.804
Davila, Daniel	5	13	5:06.224 2.530	1	5	1	22.465
Garcia, Nelson	6	13	5:17.395 11.17	1	5	2	22.516
Bankin, Max	7	13	5:17.723 0.328	2	4	3	22.995
Hernandez, Johnathan	8	13	5:19.679 1.956	2	3	3	22.238
Romano, Robert	9	13	5:22.927 3.248	1	4	2	23.084
Paulins, Matt	10	13	5:24.220 1.293	1	5	3	22.937

Electric Buggy

Top Qualifier is Viesins, Christopher 14/5: 01.630 (Rnd 2)

Round 2

5

SFORCS V Race 1

Ser#42318

Timing and Scoring by www.RCScoringPro.com

Sponsor	Driver Name	Car	Pos	Laps	Race Time	Behind	Fast Lap	Average Top 5	Top 10	Top 15	Q#
	Lopez, Jader	10	1	14	5:06.439		20.049	20.550	20.956		2
	Davila, Daniel	8	2	13	5:02.542		21.186	21.449	22.402		5
	Paulins, Matt	5	3	12	5:01.219		21.803	22.334	23.609		11
	Gibson, Adrian	6	4	12	5:05.749	4.530	23.445	23.667	24.363		14
	Garcia, Nelson	4	5	12	5:09.049	7.830	22.089	23.266	24.905		7
	Jacobs, Rick	2	6	12	5:18.243	17.024	23.144	23.774	24.744		17
	DiPiero, Nicole	7	7	12	5:24.417	23.198	23.656	24.853	25.914		20
	Torres, Rodelay	3	8	11	5:12.481		25.151	26.508	28.057		24
	Davis, Teddy	9	9	11	5:13.203	0.722	23.320	26.135	27.823		25
	Msek, Joseph Jr. (JJ)	1	10	9	5:24.363		26.983	31.331			29

Car#	1	2	3	4	5	6	7	8	9	10
	Misek	Jacobs	Torres	Garcia	Paulins	Gibson	DiPiero	Davila	Davis	Lopez
1.	9/30.811	3/24.195	7/26.385	4/24.220	10/37.097	6/26.173	5/25.675	2/23.858	8/29.756	1/20.789
2.	10/31.973	3/25.374	7/28.342	4/25.641	9/23.780	5/24.350	6/25.676	1/21.324	8/28.608	2/26.353
3.	10/26.983	3/24.902	7/28.677	4/25.632	9/27.356	5/26.303	6/27.971	2/26.153	8/27.835	1/21.755
4.	10/43.026	8/37.982	5/27.236	3/27.546	6/22.659	9/35.812	7/32.455	2/23.146	4/23.320	1/24.715
5.	10/34.501	5/23.990	9/31.342	3/22.089	8/28.032	4/23.445	7/26.785	2/25.726	6/26.941	1/20.708
6.	10/39.615	8/32.826	7/25.151	3/23.140	5/22.318	4/23.562	6/25.746	2/23.214	9/34.969	1/21.032
7.	10/46.346	7/23.772	8/28.583	3/22.415	5/22.411	4/23.627	6/23.656	2/26.644	9/26.404	1/20.677
8.	10/32.387	7/23.931	9/31.913	3/24.464	4/22.960	5/24.750	6/26.873	2/21.384	8/26.308	1/21.626
9.	10/38.721	7/29.952	8/25.566	3/27.800	4/21.803	5/24.623	6/27.495	2/22.989	9/29.356	1/20.527
10.		7/23.144	9/31.085	3/26.101	4/22.481	5/23.812	6/23.766	2/21.311	8/27.702	1/20.049
11.		6/24.032	8/28.201	5/31.589	3/23.500	4/23.888	7/32.827	2/23.569	9/32.004	1/21.167
12.		6/24.143		5/28.412	3/26.822	4/25.404	7/25.492	2/21.186		1/22.407
13.								2/22.038		1/23.408
14.										1/21.226

Top Qualifiers	Qual#	Laps	Race Time (Difference)	Round	Race	Pos in Race	Fast Lap
Viesins, Christopher	1	14	5:01.630	2	3	1	21.137
Lopez, Jader	2	14	5:06.439 4.809	2	5	1	20.049
Record, Corey	3	14	5:17.537 11.09	2	3	2	21.398
Perez, Luis	4	13	5:02.120	2	4	1	21.710
Davila, Daniel	5	13	5:02.542 0.422	2	5	2	21.186
Laos, "PacMan" Christopher	6	13	5:03.694 1.152	2	4	2	20.804
Garcia, Nelson	7	13	5:17.395 13.70	1	5	2	22.516
Bankin, Max	8	13	5:17.723 0.328	2	4	3	22.995
Hernandez, Johnathan	9	13	5:19.679 1.956	2	3	3	22.238
Romano, Robert	10	13	5:22.927 3.248	1	4	2	23.084

Mod 4WD Buggy

Top Qualifier is Viesins, Christopher 14/5:08.770 (Rnd 1)

Round 2

6

SFORCS V Race 1

Ser#42318

Timing and Scoring by www.RCScoringPro.com

Sponsor	Driver Name	Car	Pos	Laps	Race Time	Behind	Fast Lap	Average Top 5	Top 10	Top 15	Q#
	Viesins, Christopher	1	1	14	5:00.387		21.092	21.184	21.301		1
	Record, Corey	3	2	14	5:09.370	8.983	20.860	21.225	21.422		2
	MacLellan, Alex	2	3	14	5:13.441	13.054	21.220	21.467	21.766		3
	Perez, Luis	7	4	13	5:00.711		21.529	21.744	22.520		5
	Diaz, Jesus	6	5	13	5:15.811	15.100	22.835	23.257	23.445		6
	Hernandez, Johnathan	5	6	12	5:17.586		22.617	23.446	25.642		8
	Baio, Joe	4	7	11	5:20.260		23.579	25.810	28.323		9

Car#	1	2	3	4	5	6	7	8	9	10
	Viesins	MacLellan	Record	Baio	Hernandez	Diaz	Perez			
1.	1/21.623	2/22.309	5/24.139	6/27.570	7/28.579	3/23.462	4/24.014			
2.	1/21.376	2/21.458	4/21.554	7/28.161	6/25.374	5/27.082	3/21.529			
3.	1/21.368	2/21.989	3/21.345	7/27.505	6/23.161	5/23.860	4/22.427			
4.	1/21.569	2/21.502	3/21.603	7/31.017	6/24.479	5/23.785	4/21.817			
5.	1/21.312	2/22.083	3/21.597	7/26.313	6/22.617	5/23.573	4/23.956			
6.	1/22.059	2/21.977	3/21.333	7/37.028	6/23.062	5/23.264	4/21.733			
7.	1/21.118	2/21.220	3/21.518	7/32.581	6/28.937	5/28.906	4/21.970			
8.	1/21.282	2/21.557	3/23.379	7/24.084	6/30.322	5/23.370	4/22.491			
9.	1/21.520	2/22.816	3/21.755	7/23.579	6/23.911	5/23.430	4/21.669			
10.	1/21.154	3/23.893	2/21.589	7/32.434	6/30.841	5/22.835	4/23.589			
11.	1/21.512	3/21.965	2/20.860	7/29.988	6/26.048	5/23.485	4/25.559			
12.	1/21.092	3/21.599	2/22.802		6/30.255	5/23.387	4/24.067			
13.	1/22.129	3/25.975	2/24.826			5/25.372	4/25.890			
14.	1/21.273	3/23.098	2/21.070							

Top Qualifiers	Qual#	Laps	Race Time (Difference)		Round	Race	Pos in Race	Fast Lap
Viesins, Christopher	1	14	5:00.387		2	6	1	21.092
Record, Corey	2	14	5:09.370	8.983	2	6	2	20.860
MacLellan, Alex	3	14	5:13.441	4.071	2	6	3	21.220
Davila, Daniel	4	14	5:19.752	6.311	1	7	1	21.725
Perez, Luis	5	14	5:21.514	1.762	1	6	3	21.815
Diaz, Jesus	6	13	5:14.077		1	6	5	22.690
Barbera, Joe	7	12	5:00.511		1	7	2	23.981
Hernandez, Johnathan	8	12	5:06.166	5.655	1	6	6	22.803
Baio, Joe	9	12	5:17.633	11.46	1	6	7	23.674
Hammond, Glenn	10	12	5:32.144	14.51	1	7	3	24.535

Mod 4WD Buggy

Top Qualifier is Viesins, Christopher 14/5:00.387 (Rnd 2)

Round 2

7

SFORCS V Race 1

Ser#42318

Timing and Scoring by www.RCScoringPro.com

Sponsor	Driver Name	Car	Pos	Laps	Race Time	Behind	Fast Lap	Average Top 5	Top 10	Top 15	Q#
	Davila, Daniel	7	1	14	5:23.451		21.352	21.747	22.211		4
	Hancock, John	1	2	12	5:16.819		24.380	25.108	25.672		9
	Torres, Rodelay	5	3	12	5:30.953	14.134	24.627	25.332	26.376		11
	Honcho, Mke	4	4	12	5:39.316	22.497	24.008	24.752	26.192		13
	Barbera, Joe	3	5	9	3:37.579		22.739	23.382			7
	Cooper, Jared	6	6	9	3:42.758	5.179	22.708	22.898			14
	Hammond, Glenn	2	7	5	2:25.051		23.785	29.010			12

Car#	1	2	3	4	5	6	7	8	9	10
	Hancock	Hammond	Barbera	Honcho	Torres	Cooper	Davila			
1.	6/26.092	5/25.753	3/23.631	4/24.857	7/27.509	2/22.708	1/21.981			
2.	5/27.009	3/23.785	2/24.601	4/24.771	6/25.809	7/30.987	1/21.897			
3.	6/28.020	5/29.088	2/23.801	7/36.029	4/24.627	3/23.109	1/26.302			
4.	5/32.075	6/34.638	2/23.807	7/27.793	4/26.249	3/26.905	1/21.682			
5.	6/26.129	7/31.787	2/22.739	5/24.008	4/28.533	3/23.197	1/21.900			
6.	6/25.623		2/23.923	5/24.442	4/25.297	3/22.898	1/21.904			
7.	4/25.519		2/23.558	5/29.993	6/35.337	3/27.178	1/22.011			
8.	4/24.594		2/23.181	5/27.051	6/27.276	3/22.964	1/23.447			
9.	4/25.422		2/28.338	5/26.410	6/27.409	3/22.812	1/26.703			
10.	2/26.007			3/26.915	4/26.378		1/24.111			
11.	2/25.949			3/25.680	4/24.677		1/21.352			
12.	2/24.380			4/41.367	3/31.852		1/21.986			
13.							1/23.947			
14.							1/24.228			

Top Qualifiers	Qual#	Laps	Race Time (Difference)		Round	Race	Pos in Race	Fast Lap
Viesins, Christopher	1	14	5:00.387		2	6	1	21.092
Record, Corey	2	14	5:09.370	8.983	2	6	2	20.860
MacLellan, Alex	3	14	5:13.441	4.071	2	6	3	21.220
Davila, Daniel	4	14	5:19.752	6.311	1	7	1	21.725
Perez, Luis	5	14	5:21.514	1.762	1	6	3	21.815
Diaz, Jesus	6	13	5:14.077		1	6	5	22.690
Barbera, Joe	7	12	5:00.511		1	7	2	23.981
Hernandez, Johnathan	8	12	5:06.166	5.655	1	6	6	22.803
Hancock, John	9	12	5:16.819	10.65	2	7	2	24.380
Baio, Joe	10	12	5:17.633	0.814	1	6	7	23.674

4WD Short Course

Round 2

Top Qualifier is Maclellan, Alex 13/5: 16.675 (Rnd 1)



SFORCS V Race 1

Ser#42318

Timing and Scoring by www.RCScoringPro.com

Sponsor	Driver Name	Car	Pos	Laps	Race Time	Behind	Fast Lap	Average Top 5	Top 10	Top 15	Q#
	Bankin, Max	2	1	13	5:19.869		22.687	23.635	24.074		2
	Paulins, Matt	6	2	13	5:21.765	1.896	23.004	23.143	23.764		3
	Maclellan, Alex	1	3	12	5:01.697		22.251	22.584	23.160		1
	Espinosa, Jack	3	4	12	5:05.539	3.842	23.102	23.835	24.582		4
	Davis, Teddy	4	5	11	5:20.812		26.340	27.282	28.771		8
	Kaufman, Tim	7	6	9	5:05.879		29.459	30.359			12
	Lee, Alain	5	7	8	5:22.537		33.841	36.295			13

Car#	1	2	3	4	5	6	7	8	9	10
	Maclellan	Bankin	Espinosa	Davis	Lee	Paulins	Kaufman			
1.	7/43.575	3/24.535	2/24.087	5/33.099	6/33.841	1/23.069	4/31.254			
2.	5/23.278	2/24.093	3/30.428	4/29.116	7/36.808	1/24.262	6/37.558			
3.	4/22.626	2/23.826	3/24.176	5/28.722	7/37.494	1/23.004	6/29.903			
4.	4/26.398	1/22.687	3/24.728	5/29.341	7/54.940	2/26.858	6/29.900			
5.	4/22.355	2/26.005	3/24.630	5/30.583	7/35.146	1/23.266	6/29.459			
6.	4/22.876	1/25.350	3/23.102	5/27.032	7/44.938	2/26.534	6/31.278			
7.	4/23.067	1/23.781	3/29.288	5/27.407	7/41.184	2/23.369	6/38.741			
8.	4/22.810	1/24.143	3/24.242	5/30.035	7/38.186	2/29.828	6/40.079			
9.	3/22.251	1/27.773	4/27.042	5/26.910		2/24.049	6/37.707			
10.	3/22.880	1/23.790	4/23.569	5/26.340		2/23.006				
11.	3/26.526	1/24.343	4/25.129	5/32.227		2/23.429				
12.	3/23.055	2/24.428	4/25.118			1/23.650				
13.		1/25.115				2/27.441				

Top Qualifiers	Qual#	Laps	Race Time (Difference)	Round	Race	Pos in Race	Fast Lap
Maclellan, Alex	1	13	5:16.675	1	8	1	22.594
Bankin, Max	2	13	5:19.869 3.194	2	8	1	22.687
Paulins, Matt	3	13	5:21.765 1.896	2	8	2	23.004
Espinosa, Jack	4	13	5:25.289 3.524	1	8	2	24.024
Cooper, Jared	5	12	5:04.350	1	9	1	23.939
Viesins, Christopher	6	11	5:11.657	1	9	2	24.856
Barbera, Joe	7	11	5:11.674 0.017	1	9	3	24.530
Davis, Teddy	8	11	5:20.812 9.138	2	8	5	26.340
Louis, Richard	9	11	5:27.664 6.852	1	9	4	24.999
Torres, Rodelay	10	10	5:03.643	1	9	5	26.669

4WD Short Course

Top Qualifier is Maclellan, Alex 13/5: 16.675 (Rnd 1)

Round 2



SFORCS V Race 1

Ser#42318

Timing and Scoring by www.RCScoringPro.com

Sponsor	Driver Name	Car	Pos	Laps	Race Time	Behind	Fast Lap	Average Top 5	Top 10	Top 15	Q#
	Barbera, Joe	7	1	12	5:08.713		24.262	24.798	25.133		6
	Viesens, Ron	9	2	12	5:12.471	3.758	24.228	24.739	25.517		7
	Cooper, Jared	4	3	12	5:19.185	10.472	23.365	24.297	25.836		5
	Merrill, James	8	4	11	5:06.099		26.521	26.975	27.533		8
	Serio, Phil	5	5	10	5:09.596		26.274	28.887	30.960		13
	Lee, Hawkin	6	6	7	5:04.380		32.872	38.737			16
	Torres, Rodelay	2	7	5	2:57.035		30.925	35.407			12

Car# 1	2	3	4	5	6	7	8	9	10
	Torres		Cooper	Serio	Lee	Barbera	Merrill	Viesens	
1.	7/38.672		2/25.619	5/29.738	6/37.868	1/25.557	4/28.555	3/26.936	
2.	6/31.235		1/23.974	5/33.431	7/59.111	4/30.959	3/26.873	2/24.993	
3.	6/32.336		1/23.734	5/29.156	7/45.394	4/26.423	3/27.313	2/27.754	
4.	6/43.867		1/28.191	5/36.833	7/44.570	3/25.611	4/27.599	2/24.925	
5.	6/30.925		1/28.169	5/30.975	7/51.585	3/25.002	4/29.024	2/26.559	
6.			1/28.753	5/31.490	6/32.980	3/25.194	4/30.766	2/27.321	
7.			3/26.714	5/26.274	6/32.872	2/25.352	4/27.966	1/25.490	
8.			3/24.793	5/30.854		2/25.592	4/27.244	1/24.228	
9.			3/27.456	5/28.414		2/25.227	4/26.976	1/25.169	
10.			3/23.365	5/32.431		2/24.440	4/26.521	1/24.628	
11.			3/32.071			2/24.262	4/27.262	1/24.923	
12.			3/26.346			1/25.094		2/29.545	

Top Qualifiers	Qual#	Laps	Race Time (Difference)		Round	Race	Pos in Race	Fast Lap
Maclellan, Alex	1	13	5:16.675		1	8	1	22.594
Bankin, Max	2	13	5:19.869	3.194	2	8	1	22.687
Paulins, Matt	3	13	5:21.765	1.896	2	8	2	23.004
Espinosa, Jack	4	13	5:25.289	3.524	1	8	2	24.024
Cooper, Jared	5	12	5:04.350		1	9	1	23.939
Barbera, Joe	6	12	5:08.713	4.363	2	9	1	24.262
Viesens, Ron	7	12	5:12.471	3.758	2	9	2	24.228
Merrill, James	8	11	5:06.099		2	9	4	26.521
Viesins, Christopher	9	11	5:11.657	5.558	1	9	2	24.856
Davis, Teddy	10	11	5:20.812	9.155	2	8	5	26.340

13.5 4WD Buggy

Top Qualifier is Lopez, Jader 14/5: 03.572 (Rnd 1)

Round 2

10

SFORCS V Race 1

Ser#42318

Timing and Scoring by www.RCScoringPro.com

Sponsor	Driver Name	Car	Pos	Laps	Race Time	Behind	Fast Lap	Average Top 5	Top 10	Top 15	Q#
	Lopez, Jader	9	1	14	5:04.699		21.048	21.181	21.323		1
	Spallone, Dustin	7	2	14	5:11.780	7.081	21.387	21.640	21.969		4
	Record, Corey	10	3	14	5:14.794	10.095	21.499	21.730	21.992		3
	Bankin, Max	2	4	13	5:08.924		22.691	22.806	23.243		6
	Jacobs, Rick	11	5	13	5:20.644	11.720	23.124	23.261	23.837		7
	Dominguez, Pedro	5	6	11	5:23.563		25.917	27.021	28.935		16
	Hammond, Glenn	1	7	10	4:24.831		22.814	24.008	26.483		10
	Hutton, Jonathan	3	8	10	5:13.148	48.317	24.194	25.419	31.315		8
	Mbrales, Fred	4	9	2	5:46.501		23.272				5

Car# 1	2	3	4	5	6	7	8	9	10
Hammond	Bankin	Hutton	Morales	ominguez, Pedr		Spallone		Lopez	Record
1. 8/27.595	5/23.451	7/24.194	4/23.272	9/28.560		2/22.052		3/22.480	1/21.499
2. 6/23.148	5/25.266	7/33.454	9/323.229	8/31.224		3/22.433		2/21.766	1/22.523
3. 6/27.948	4/22.988	7/24.770		8/31.918		3/21.918		1/21.440	2/21.861
4. 6/29.270	4/22.691	7/29.507		8/27.838		3/22.230		1/21.288	2/22.473
5. 6/24.252	4/26.378	7/24.257		8/30.282		3/22.450		1/21.584	2/22.062
6. 7/30.733	4/24.848	6/24.368		8/30.333		3/22.639		1/21.446	2/21.883
7. 6/24.519	4/22.692	8/56.726		7/30.490		3/22.602		2/24.735	1/21.570
8. 6/25.308	4/24.039	8/31.722		7/25.917		3/21.443		1/21.143	2/22.017
9. 6/22.814	4/23.016	8/32.804		7/34.213		3/23.142		1/21.373	2/21.835
10. 6/29.244	4/23.432	8/31.346		7/26.624		3/21.635		1/21.048	2/22.197
11.	4/24.466			6/26.164		3/21.387		1/21.481	2/22.990
12.	4/22.710					2/23.705		1/21.144	3/25.882
13.	4/22.947					2/22.325		1/21.283	3/22.890
14.						2/21.819		1/22.488	3/23.112

Car# 11	12	13	14	15	16	17	18	19	20
Jacobs									
1. 6/23.816									
2. 4/24.738									
3. 5/28.071									
4. 5/23.414									
5. 5/23.247									
6. 5/27.317									
7. 5/23.124									
8. 5/25.822									
9. 5/23.718									
10. 5/23.969									
11. 5/26.889									
12. 5/23.261									
13. 5/23.258									
14.									

Top Qualifiers	Qual#	Laps	Race Time (Difference)	Round	Race	Pos in Race	Fast Lap
Lopez, Jader	1	14	5:03.572	1	10	1	21.377
Chavez, Daniel	2	14	5:09.415 5.843	1	11	1	20.940
Record, Corey	3	14	5:09.879 0.464	1	10	2	21.323
Spallone, Dustin	4	14	5:11.780 1.901	2	10	2	21.387
Morales, Fred	5	13	5:06.293	1	11	2	21.454
Bankin, Max	6	13	5:08.924 2.631	2	10	4	22.691
Jacobs, Rick	7	13	5:17.136 8.212	1	10	5	23.031
Hutton, Jonathan	8	13	5:20.990 3.854	1	10	6	22.850
Bilogan, Steve	9	12	5:02.830	1	11	3	23.777
Hammond, Glenn	10	12	5:03.982 1.152	1	10	7	22.848

13.5 4WD Buggy

Top Qualifier is Lopez, Jader 14/5: 03.572 (Rnd 1)

Round 2

11

SFORCS V Race 1

Ser#42318

Timing and Scoring by www.RCScoringPro.com

Sponsor	Driver Name	Car	Pos	Laps	Race Time	Behind	Fast Lap	Average Top 5	Top 10	Top 15	Q#
	Chavez, Daniel	9	1	15	5:20.732		20.960	21.117	21.209	21.382	1
	Lee, Pak	1	2	12	5:01.898		22.602	23.307	24.333		9
	Bilogan, Steve	10	3	12	5:09.289	7.391	24.398	24.857	25.466		10
	Garcia, Nelson	5	4	12	5:10.516	8.618	22.962	23.231	24.437		13
	MacLellan, Alex	8	5	11	4:08.904		20.779	21.242	22.206		14
	Serio, Phil	2	6	11	5:15.101	66.197	25.397	26.698	28.245		16
	Jones, Jeff	6	7	10	5:01.799		24.817	26.825	30.180		15
	Johnston, Richard.	4	8	4	5:14.526		26.597				12
	Romano, Robert	3	9	2	0:45.571		22.494				18
	Mbrales, Fred	11	10	0							

Car#	1	2	3	4	5	6	7	8	9	10
	Lee	Serio	Romano	Johnston	Garcia	Jones		MacLellan	Chavez	Bilogan
1.	4/24.770	7/28.673	2/22.494	9/233.769	6/26.106	8/39.583		3/22.660	1/21.174	5/25.376
2.	3/23.717	7/28.585	2/23.077	9/26.597	6/28.115	8/24.958		4/26.093	1/21.112	5/24.833
3.	3/24.568	6/31.831		8/27.269	5/23.009	7/29.394		2/21.292	1/21.273	4/24.803
4.	3/24.519	6/25.397		8/26.891	4/23.073	7/35.782		2/21.508	1/21.508	5/26.165
5.	3/24.233	6/28.983			4/23.237	7/28.179		2/21.541	1/20.960	5/25.149
6.	3/22.602	6/30.888			4/24.511	7/32.614		2/20.779	1/21.135	5/26.778
7.	3/22.817	6/26.918			4/24.847	7/30.299		2/22.699	1/21.204	5/24.398
8.	3/23.164	6/27.296			4/22.962	7/24.817		2/26.847	1/21.348	5/27.851
9.	4/29.381	6/32.650			3/23.872	7/29.339		2/22.453	1/21.746	5/26.260
10.	3/29.184	6/26.929			4/36.529	7/26.834		2/21.089	1/21.240	5/26.076
11.	3/25.358	6/26.951			4/24.637			2/21.943	1/21.624	5/25.100
12.	2/27.585				4/29.618				1/21.714	3/26.500
13.									1/21.244	
14.									1/21.403	
15.									1/22.047	

Top Qualifiers	Qual#	Laps	Race Time (Difference)	Round	Race	Pos in Race	Fast Lap	
Chavez, Daniel	1	15	5:20.732	2	11	1	20.960	
Lopez, Jader	2	14	5:03.572	1	10	1	21.377	
Record, Corey	3	14	5:09.879	6.307	1	10	2	21.323
Spallone, Dustin	4	14	5:11.780	1.901	2	10	2	21.387
Morales, Fred	5	13	5:06.293		1	11	2	21.454
Bankin, Max	6	13	5:08.924	2.631	2	10	4	22.691
Jacobs, Rick	7	13	5:17.136	8.212	1	10	5	23.031
Hutton, Jonathan	8	13	5:20.990	3.854	1	10	6	22.850
Lee, Pak	9	12	5:01.898		2	11	2	22.602
Bilogan, Steve	10	12	5:02.830	0.932	1	11	3	23.777

2WD Stock Buggy

Top Qualifier is Lopez, Jader 14/5: 21.367 (Rnd 1)

Round 2

12

SFORCS V Race 1

Ser#42318

Timing and Scoring by www.RCScoringPro.com

Sponsor	Driver Name	Car	Pos	Laps	Race Time	Behind	Fast Lap	Average Top 5	Top 10	Top 15	Q#
	Vasan, Sebastian	6	1	13	5:00.159		22.507	22.761	22.974		2
	Mbrales, Fred	2	2	13	5:15.585	15.426	22.389	22.778	23.568		4
	Jacobs, Rick	3	3	13	5:23.854	23.695	23.188	23.756	24.225		5
	Spallone, Dustin	8	4	13	5:25.847	25.688	22.678	23.209	23.845		3
	Hutton, Jonathan	7	5	12	5:12.231		23.831	24.080	25.039		6
	Cox, Joshua	4	6	12	5:16.178	3.947	24.277	24.620	25.653		7
	Hammond, Glenn	5	7	4	1:44.557		24.772				8
	Lopez, Jader	1	8	0							

Car# 1	2	3	4	5	6	7	8	9	10
Lopez	Morales	Jacobs	Cox	Hammond	Vasan	Hutton	Spallone		
1.	3/24.774	5/25.351	4/25.097	6/26.090	1/23.361	2/24.764	7/29.739		
2.	4/25.621	2/24.101	3/25.217	6/25.545	1/22.939	5/26.309	7/23.904		
3.	3/23.013	2/23.940	4/25.284	5/28.150	1/22.787	6/28.832	7/29.810		
4.	2/24.310	3/27.430	6/30.333	5/24.772	1/23.219	4/24.601	7/24.421		
5.	2/23.547	4/28.480	5/24.277		1/23.620	3/23.927	6/23.802		
6.	2/22.684	4/23.188	6/28.153		1/22.507	3/23.831	5/23.417		
7.	2/22.836	3/23.697	6/25.945		1/22.735	4/23.951	5/23.518		
8.	2/22.968	3/24.375	6/24.888		1/23.214	5/27.594	4/22.678		
9.	2/22.389	4/25.691	5/24.283		1/23.318	6/33.013	3/23.689		
10.	2/24.579	4/24.751	5/29.318		1/22.906	6/26.720	3/22.938		
11.	2/24.581	4/24.430	6/28.828		1/22.868	5/24.182	3/23.495		
12.	2/27.165	4/23.855	6/24.555		1/23.442	5/24.507	3/26.588		
13.	2/27.118	3/24.565			1/23.243		4/27.848		

Top Qualifiers	Qual#	Laps	Race Time (Difference)		Round	Race	Pos in Race	Fast Lap
Lopez, Jader	1	14	5:21.367		1	12	1	21.892
Vasan, Sebastian	2	13	5:00.159		2	12	1	22.507
Spallone, Dustin	3	13	5:14.470	14.31	1	12	2	23.574
Morales, Fred	4	13	5:15.585	1.115	2	12	2	22.389
Jacobs, Rick	5	13	5:23.854	8.269	2	12	3	23.188
Hutton, Jonathan	6	12	5:12.231		2	12	5	23.831
Cox, Joshua	7	12	5:14.960	2.729	1	12	5	24.196
Hammond, Glenn	8	11	5:14.194		1	12	8	25.975

Electric Buggy (C Main)

Top Qualifier is Viesins, Christopher 14/5: 01.630 (Rnd 2)

Round 3

2

SFORCS V Race 1

Ser#42318

Timing and Scoring by www.RCScoringPro.com

Sponsor	Driver Name	Car	Pos	Laps	Race Time	Behind	Fast Lap	Average Top 5	Top 10	Top 15	Q#
	Jacobs, Rick	1	1	12	5:09.775		23.175	23.835	25.834		17
	Dotinga, Chris	6	2	12	5:10.056	0.281	23.313	24.211	25.624		22
	Johnston, Richard.	3	3	12	5:15.993	6.218	23.099	24.256	25.687		19
	Merrill, James	5	4	12	5:24.014	14.239	23.667	24.617	26.289		21
	Torres, Rodelay	8	5	11	5:01.269		24.706	25.421	27.486		24
	Honcho, Mke	10	6	11	5:06.798	5.529	25.341	26.333	27.925		Bump
	DiPiero, Nicole	4	7	11	5:27.218	25.949	23.609	24.020	29.258		20
	Baio, Joe	2	8	10	5:00.725		27.002	27.645			18
	Navarro, Eddie	7	9	10	5:07.202	6.477	25.365	28.429			23
	Davis, Teddy	9	10	6	4:49.680		24.246	51.217			Bump

Car#	1	2	3	4	5	6	7	8	9	10
	Jacobs	Baio	Johnston	DiPiero	Merrill	Dotinga	Navarro	Torres	Davis	Honcho
1.	1/21.765	8/30.427	3/25.820	10/34.637	5/26.677	2/23.991	7/29.541	4/26.404	9/33.593	6/27.548
2.	2/28.737	10/35.480	3/25.188	9/30.093	5/34.443	1/24.277	8/33.696	7/35.388	6/27.731	4/26.809
3.	3/28.474	9/27.358	2/25.125	6/23.609	4/24.811	1/26.463	8/29.075	7/29.239	10/33.161	5/32.271
4.	3/24.090	9/32.130	2/23.099	5/25.052	4/25.004	1/23.802	10/36.409	7/27.961	8/26.530	6/28.858
5.	3/23.294	9/27.827	1/25.785	5/26.837	4/23.980	2/27.633	10/29.879	7/24.706	8/24.246	6/25.341
6.	2/25.211	8/27.891	1/24.915	5/24.180	4/25.713	3/29.824	9/34.263	6/27.416	10/144.419	7/31.176
7.	2/24.382	8/28.350	1/23.156	5/24.151	4/27.281	3/24.021	9/28.297	6/26.031		7/26.378
8.	1/23.175	8/36.112	2/33.304	4/23.848	5/27.947	3/26.635	9/29.527	6/25.177		7/27.545
9.	1/28.084	8/28.148	2/24.984	4/24.312	5/25.622	3/27.476	9/31.150	6/27.755		7/27.014
10.	1/28.659	8/27.002	3/28.905	4/26.087	5/30.489	2/23.313	9/25.365	6/26.034		7/26.122
11.	1/24.232		3/30.088	7/64.412	4/23.667	2/26.981		5/25.158		6/27.736
12.	1/29.672		3/25.624		4/28.380	2/25.640				

4WD Short Course (B Main)

Top Qualifier is Maclellan, Alex 13/5: 16.675 (Rnd 1)

Round 3

3

SFORCS V Race 1

Ser#42318

Timing and Scoring by www.RCScoringPro.com

Sponsor	Driver Name	Car	Pos	Laps	Race Time	Behind	Fast Lap	Average Top 5	Top 10	Top 15	Q#
	Torres, Rodelay	4	1	11	5:02.401		24.871	26.006	27.606		12
	Davis, Teddy	2	2	11	5:17.829	15.428	25.978	26.913	29.194		10
	Lee, Hawkin	8	3	9	5:34.268		33.520	34.571			16
	Lee, Alain	7	4	9	5:40.274	6.006	33.477	34.953			15
	Serio, Phil	5	5	6	2:43.690		25.735	27.249			13
	Kaufman, Tim	6	6	2	1:02.441		30.652				14

Car#	1	2 Davis	3	4 Torres	5 Serio	6 Kaufman	7 Lee	8 Lee	9	10
1.		1/25.891		2/26.340	3/27.443	4/31.789	6/43.655	5/33.934		
2.		2/27.457		1/25.330	3/26.573	4/30.652	6/37.168	5/39.398		
3.		1/27.947		3/32.617	2/27.701		4/34.244	5/44.089		
4.		3/31.024		2/26.259	1/27.456		5/41.393	4/34.668		
5.		3/29.103		1/24.871	2/28.782		4/34.377	5/43.990		
6.		3/32.059		1/27.811	2/25.735		4/39.307	5/35.519		
7.		2/26.439		1/28.184			3/33.477	4/34.198		
8.		2/27.161		1/25.761			3/35.501	4/33.520		
9.		2/25.978		1/28.831			4/41.152	3/34.952		
10.		2/27.529		1/28.429						
11.		2/37.241		1/27.968						

13.5 4WD Buggy (B Main)

Top Qualifier is Chavez, Daniel 15/5: 20.732 (Rnd 2)

Round 3

5

SFORCS V Race 1

Ser#42318

Timing and Scoring by www.RCScoringPro.com

Sponsor	Driver Name	Car	Pos	Laps	Race Time	Behind	Fast Lap	Average Top 5	Top 10	Top 15	Q#
	MacLellan, Alex	6	1	14	5:23.134		21.143	21.686	22.167		14
	Hammond, Glenn	3	2	13	5:22.468		22.550	23.070	23.715		11
	Romano, Robert	10	3	12	5:04.283		21.893	22.753	24.586		18
	Johnston, Richard.	4	4	12	5:17.459	13.176	24.330	24.698	25.594		12
	Bilogan, Steve	2	5	12	5:26.160	21.877	23.618	24.051	26.130		10
	Lee, Pak	1	6	11	5:04.875		23.520	24.442	27.004		9
	Serio, Phil	8	7	11	5:10.416	5.541	25.340	25.846	28.212		16
	Dominguez, Pedro	9	8	11	5:26.038	21.163	25.413	26.876	29.254		17
	Garcia, Nelson	5	9	6	2:20.196		22.821	23.241			13
	Jones, Jeff	7	10	0							15

Car#	1	2	3	4	5	6	7	8	9	10
	Lee	Bilogan	Hammond	Johnston	Garcia	MacLellan	Jones	Serio	Dominguez, Pedro	Romano
1.	9/34.833	6/29.387	3/24.928	7/31.245	2/23.992	1/23.359		5/28.300	8/33.494	4/25.128
2.	9/30.040	8/35.476	5/35.160	4/25.377	2/22.981	1/22.386		7/34.065	6/28.392	3/24.776
3.	7/26.648	9/30.676	5/22.550	4/24.469	2/23.478	1/21.143		6/25.340	8/30.636	3/29.785
4.	7/23.980	9/26.897	4/23.032	5/25.535	2/22.821	1/22.826		6/26.055	8/25.413	3/21.893
5.	9/34.147	8/24.297	4/22.731	5/24.330	2/23.232	1/21.628		6/28.890	7/26.582	3/22.336
6.	9/25.699	8/24.792	3/23.373	4/25.987	2/23.692	1/22.381		6/25.797	7/26.771	5/33.298
7.	7/24.381	6/25.186	2/24.778	3/27.752		1/25.298		5/25.505	8/30.562	4/29.644
8.	7/24.628	5/23.795	2/24.582	3/24.469		1/21.903		6/30.064	8/27.222	4/23.724
9.	7/27.722	5/24.248	2/25.229	4/27.379		1/23.202		6/26.533	8/29.372	3/23.270
10.	6/23.520	5/24.297	2/24.429	4/24.846		1/23.888		7/27.939	8/33.978	3/23.587
11.	6/29.277	5/23.618	2/24.163	4/30.270		1/22.439		7/31.928	8/33.616	3/22.680
12.		5/33.491	2/23.664	4/25.800		1/21.572				3/24.162
13.			2/23.849			1/22.186				
14.						1/28.923				

Electric Buggy (B Main)

Top Qualifier is Viesins, Christopher 14/5: 01.630 (Rnd 2)

Round 3

6

SFORCS V Race 1

Ser#42318

Timing and Scoring by www.RCScoringPro.com

Sponsor	Driver Name	Car	Pos	Laps	Race Time	Behind	Fast Lap	Average Top 5	Top 10	Top 15	Q#
	Romano, Robert	2	1	13	5:02.890		22.118	22.397	22.866		10
	Paulins, Matt	3	2	13	5:06.219	3.329	21.814	22.160	23.146		11
	Gibson, Adrian	6	3	13	5:17.539	14.649	21.975	22.770	23.446		14
	Hernandez, Johnathan	1	4	12	5:02.055		22.504	23.392	24.604		9
	Jacobs, Rick	9	5	12	5:04.581	2.526	22.245	23.241	24.682		Bump
	Dotinga, Chris	10	6	12	5:09.353	7.298	23.212	23.621	25.132		Bump
	Viesens, Ron	5	7	12	5:09.963	7.908	23.775	24.053	25.517		13
	Barbera, Joe	8	8	12	5:10.486	8.431	23.326	24.510	25.215		16
	Bilogan, Steve	7	9	12	5:26.234	24.179	23.586	24.075	26.245		15
	Dipiero, Matt	4	10	9	4:17.518		23.560	27.306			12

Car#	1	2	3	4	5	6	7	8	9	10
	Hernandez	Romano	Paulins	Dipiero	Viesens	Gibson	Bilogan	Barbera	Jacobs	Dotinga
1.	8/28.666	1/22.266	2/22.782	9/30.458	4/25.270	3/24.181	10/31.447	5/27.988	6/28.127	7/28.556
2.	3/24.109	1/23.295	2/23.182	6/23.560	4/27.728	7/31.432	10/32.340	5/25.225	9/28.967	8/27.985
3.	3/24.618	1/22.134	2/22.489	9/29.836	7/28.918	5/24.157	10/24.120	4/25.660	6/24.302	8/26.667
4.	4/25.769	1/26.112	2/26.023	8/26.287	5/26.099	3/23.078	10/23.586	6/30.343	9/29.631	7/26.160
5.	3/22.962	1/22.118	2/22.356	10/29.483	5/23.775	4/23.956	9/24.938	7/24.279	8/24.610	6/23.499
6.	3/22.768	1/22.500	2/25.200	10/27.750	6/26.446	4/25.964	9/23.730	7/25.968	8/24.153	5/23.549
7.	3/24.732	1/22.379	2/22.074	10/31.193	6/23.889	4/22.874	9/30.618	8/25.626	7/24.167	5/23.212
8.	4/26.869	1/23.495	2/25.949	10/29.502	5/23.796	3/23.227	9/27.602	7/25.427	8/28.016	6/27.744
9.	4/27.351	1/25.855	2/24.968	10/29.449	5/24.450	3/27.469	9/24.635	7/23.326	8/22.245	6/24.654
10.	4/24.834	1/23.064	2/22.281		8/29.519	3/23.304	9/24.302	7/25.609	6/24.722	5/23.857
11.	4/26.873	1/23.125	2/24.828		7/25.717	3/23.185	9/29.882	8/26.743	5/22.983	6/29.481
12.	4/22.504	1/23.691	2/21.814		7/24.356	3/21.975	9/29.034	8/24.292	5/22.658	6/23.989
13.		1/22.856	2/22.273			3/22.737				

Mod 4WD Buggy (B Main)

Top Qualifier is Viesins, Christopher 14/5: 00.387 (Rnd 2)

Round 3

7

SFORCS V Race 1

Ser#42318

Timing and Scoring by www.RCScoringPro.com

Sponsor	Driver Name	Car	Pos	Laps	Race Time	Behind	Fast Lap	Average Top 5	Top 10	Top 15	Q#
	Baio, Joe	2	1	12	5:06.039		23.478	23.923	25.080		10
	Hancock, John	1	2	12	5:12.695	6.656	24.232	24.615	25.766		9
	Torres, Rodelay	3	3	12	5:18.707	12.668	24.598	25.554	26.311		11
	Honcho, Mke	5	4	11	5:18.464		23.462	26.294	29.075		13
	Hammond, Glenn	4	5	1	0:30.679						12
	Cooper, Jared	6	6	0							14

Car#	1	2	3	4	5	6	7	8	9	10
	Hancock	Baio	Torres	Hammond	Honcho	Cooper				
1.	3/26.591	2/25.807	1/25.610	5/30.679	4/27.717					
2.	2/24.505	1/23.478	3/26.887		4/30.189					
3.	3/28.003	1/24.681	2/26.409		4/23.462					
4.	2/28.440	1/23.780	3/29.982		4/28.044					
5.	2/24.232	1/23.620	3/27.026		4/29.840					
6.	2/24.572	1/24.294	3/25.702		4/26.928					
7.	2/25.195	1/29.042	3/24.598		4/32.194					
8.	2/24.584	1/24.445	3/27.760		4/25.803					
9.	2/28.021	1/24.647	3/26.573		4/30.659					
10.	2/25.183	1/29.431	3/25.560		4/27.232					
11.	2/27.568	1/26.814	3/25.501		4/36.396					
12.	2/25.801	1/26.000	3/27.099							

Electric Buggy (A Main)

Top Qualifier is Viesins, Christopher 14/5: 01.630 (Rnd 2)

Round 3

8

SFORCS V Race 1

Ser#42318

Timing and Scoring by www.RCScoringPro.com

Sponsor	Driver Name	Car	Pos	Laps	Race Time	Behind	Fast Lap	Average Top 5	Top 10	Top 15	Q#
	Lopez, Jader	2	1	28	10:01.222		19.919	20.279	20.515	20.667	2
	Viesins, Christopher	1	2	28	10:06.661	5.439	20.597	20.893	21.024	21.136	1
	Laos, "PacMan" Christopher	6	3	28	10:20.452	19.230	20.665	20.946	21.127	21.319	6
	Davila, Daniel	5	4	27	10:21.526		20.148	20.941	21.201	21.436	5
	Perez, Luis	4	5	26	10:10.332		21.229	21.552	21.987	22.349	4
	Record, Corey	3	6	26	10:12.648	2.316	21.509	21.822	21.958	22.194	3
	Garcia, Nelson	7	7	24	10:22.710		21.927	22.454	23.059	23.522	7
	Paulins, Matt	10	8	20	8:26.897		21.836	22.008	22.323	22.743	Bump
	Romano, Robert	9	9	14	5:53.755		21.733	21.962	22.638		Bump
	Bankin, Max	8	10	6	2:33.984		22.810	25.730			8

Car#	1	2	3	4	5	6	7	8	9	10
	Viesins	Lopez	Record	Perez	Davila	Laos	Garcia	Bankin	Romano	Paulins
1.	1/20.547	7/26.264	5/25.903	10/31.265	6/26.062	2/23.108	9/30.896	4/25.336	8/28.899	3/24.254
2.	1/21.341	4/21.534	7/26.831	10/22.918	5/22.790	3/24.024	9/23.142	8/27.990	6/21.733	2/21.896
3.	1/21.001	2/20.518	9/25.177	8/22.795	4/21.215	5/24.052	10/29.271	7/22.810	6/21.999	3/23.019
4.	1/21.061	2/20.749	9/22.566	8/22.685	4/21.641	5/21.675	10/26.190	7/22.818	6/21.809	3/21.863
5.	1/21.150	2/21.038	8/22.101	7/21.777	5/23.344	4/21.371	10/23.648	9/29.802	6/21.887	3/22.373
6.	1/21.330	2/20.229	7/22.004	8/24.462	4/21.839	5/23.657	10/32.109	9/25.228	6/22.916	3/21.836
7.	1/21.211	2/20.174	7/22.222	8/23.433	6/27.620	4/21.484	9/23.676		5/22.704	3/22.616
8.	1/21.366	2/20.654	7/21.890	8/22.084	5/22.386	3/21.127	9/24.285		6/25.673	4/23.251
9.	1/21.179	2/19.919	8/27.036	7/23.385	5/23.921	3/20.665	9/24.531		6/25.104	4/24.920
10.	2/24.994	1/22.761	8/22.473	8/23.503	5/22.291	3/23.106	9/33.694		6/22.471	4/22.580
11.	2/21.590	1/22.302	8/26.825	7/22.642	5/21.264	3/21.957	9/32.085		6/23.479	4/22.090
12.	2/21.179	1/21.458	8/22.079	7/21.546	5/21.410	3/22.377	9/22.289		6/22.382	4/23.393
13.	2/22.335	1/22.332	8/22.008	7/24.713	5/27.896	3/20.871	9/28.385		6/25.001	4/22.603
14.	2/21.736	1/20.758	7/24.146	6/23.568	5/23.974	3/21.152	9/22.379		8/47.698	4/24.010
15.	2/20.838	1/20.801	7/24.524	6/24.586	5/21.137	3/21.877	8/23.484			4/24.212
16.	2/21.727	1/20.554	7/24.504	6/23.258	5/26.393	3/22.116	8/23.702			4/28.142
17.	2/21.861	1/22.295	7/22.593	6/22.129	5/21.668	3/22.302	8/30.477			4/23.054
18.	2/21.600	1/20.789	7/23.831	6/21.229	5/22.084	3/21.250	8/22.531			4/22.353
19.	2/20.990	1/20.969	7/22.490	5/23.377	6/27.195	3/21.003	8/23.816			4/25.074
20.	2/21.398	1/21.628	6/21.911	5/25.553	4/21.505	3/23.833	8/26.773			7/63.358
21.	2/22.136	1/21.170	6/23.201	5/21.582	4/21.577	3/21.063	7/23.815			
22.	2/21.641	1/21.245	6/24.339	5/21.627	4/21.550	3/21.742	7/21.927			
23.	2/21.611	1/24.102	6/21.795	5/22.572	4/21.165	3/23.512	7/25.049			
24.	2/21.038	1/22.153	6/26.625	5/26.573	4/20.148	3/21.788	7/24.556			
25.	2/22.958	1/20.996	6/21.509	5/23.011	4/24.549	3/21.825				
26.	2/21.358	1/21.975	6/22.065	5/24.059	4/21.041	3/21.359				
27.	2/20.597	1/20.974			4/23.861	3/21.410				
28.	2/24.888	1/20.881				3/24.746				

Nitro Buggy (A Main)

Round 3

Top Qualifier is Viesins, Christopher 14/5: 12.117 (Rnd 2)

SFORCS V Race 1

Ser#42318

Timing and Scoring by www.RCScoringPro.com



Sponsor	Driver Name	Car	Pos	Laps	Race Time	Behind	Fast Lap	Average Top 5	Top 10	Top 15	Q#
	Viesins, Christopher	1	1	53	20:08.492		20.961	21.149	21.257	21.360	1
	Laos, "PacMan" Christopher	6	2	51	20:16.071		19.752	21.270	21.568	21.720	6
	Vasan, Sebastian	4	3	50	20:17.635		21.446	21.783	21.958	22.079	4
	Gibson, Adrian	2	4	50	20:25.445	7.810	22.272	22.413	22.515	22.610	2
	Cox, Joshua	8	5	48	20:11.381		21.867	22.605	22.864	23.079	8
	Diaz, Jesus	9	6	47	20:03.927		22.753	23.065	23.264	23.482	Bump
	Reyes, Yoandy	7	7	44	20:00.958		21.943	22.428	22.754	23.107	7
	Perez, Luis	3	8	42	16:59.396		21.269	21.476	21.631	21.780	3
	Holness, Paul	5	9	7	3:02.269		22.848	24.503			5
	Lee, Pak	10	10	0							Bump

Car#	1	2	3	4	5	6	7	8	9	10
	Viesins	Gibson	Perez	Vasan	Holness	Laos	Reyes	Cox	Diaz	Lee
1.	1/20.984	2/21.909	6/28.944	3/22.786	7/31.554	9/33.377	5/26.365	8/31.869	4/25.385	
2.	1/21.291	2/23.127	5/21.566	3/23.186	7/22.848	8/21.950	9/29.414	6/21.867	4/23.909	
3.	1/20.961	2/23.798	4/24.576	3/24.520	7/28.201	6/24.566	8/27.878	9/30.308	5/26.121	
4.	1/22.433	2/22.393	4/22.016	3/22.160	9/26.884	6/22.040	7/22.631	8/23.351	5/23.214	
5.	1/21.637	2/22.581	4/22.225	3/22.516	8/23.989	6/21.918	9/28.917	7/24.154	5/24.337	
6.	1/21.677	2/22.588	4/21.830	3/22.549	8/23.224	5/22.641	9/25.035	7/23.680	6/24.435	
7.	1/21.127	2/22.509	4/21.878	3/21.914	8/25.569	5/22.137	9/29.170	7/23.022	6/25.657	
8.	1/21.289	2/25.550	3/22.533	4/26.680		5/22.541	8/22.137	7/25.671	6/24.599	
9.	1/21.338	2/23.579	3/22.592	5/29.160		4/21.900	8/21.943	7/23.511	6/24.043	
10.	1/23.261	2/22.844	3/27.193	5/22.634		4/22.856	8/26.843	7/23.125	6/23.200	
11.	1/22.557	2/22.934	3/21.494	5/27.092		4/22.140	8/26.327	7/24.570	6/24.333	
12.	1/21.933	2/23.764	3/21.950	6/29.382		4/27.660	8/25.757	7/23.106	5/23.494	
13.	1/21.823	2/22.901	3/22.435	6/23.492		4/22.000	8/27.996	7/22.623	5/23.531	
14.	1/21.566	2/22.596	3/25.439	6/25.219		4/21.759	8/31.634	7/23.299	5/22.753	
15.	1/21.752	2/25.404	3/22.345	7/25.795		4/22.753	8/24.864	6/23.705	5/25.032	
16.	1/22.256	2/24.120	3/25.364	6/22.625		4/22.588	8/29.813	7/25.147	5/25.479	
17.	1/21.834	2/23.359	3/27.397	6/22.333		4/28.404	8/23.604	7/22.855	5/23.901	
18.	1/29.183	2/22.853	3/22.838	5/22.441		4/22.509	8/24.369	6/23.088	7/27.137	
19.	1/21.672	2/27.053	3/24.182	5/22.859		4/29.616	8/45.026	6/23.844	7/24.712	
20.	1/21.478	2/34.739	7/53.123	6/36.680		3/28.673	8/23.037	4/24.110	5/29.772	
21.	1/21.928	2/22.673	6/22.240	5/22.304		3/21.687	8/22.828	4/24.923	7/37.795	
22.	1/22.549	2/22.531	6/22.072	5/22.012		3/22.163	8/22.936	4/24.001	7/24.407	
23.	1/21.725	2/23.347	6/24.001	5/22.102		3/22.006	8/23.307	4/24.971	7/24.096	
24.	1/21.318	2/22.699	6/23.214	5/28.949		3/22.273	8/24.523	4/25.540	7/23.264	
25.	1/21.514	3/24.405	6/22.337	5/21.777		2/22.313	8/23.694	4/24.185	7/24.339	
26.	1/21.631	3/23.896	5/21.611	4/22.146		2/21.770	8/27.914	6/31.522	7/29.732	
27.	1/22.061	3/22.871	4/22.327	5/29.004		2/23.466	8/26.223	6/26.606	7/23.112	
28.	1/22.811	3/24.276	4/23.338	5/22.931		2/22.035	8/25.929	6/27.394	7/23.398	
29.	1/21.397	3/26.431	5/30.696	4/22.609		2/22.159	8/23.752	6/22.857	7/30.120	
30.	1/21.717	3/23.888	5/23.231	4/23.520		2/22.203	8/63.696	6/23.901	7/23.626	
31.	1/21.844	3/29.277	5/22.536	4/22.102		2/31.924	8/32.633	6/26.480	7/24.594	
32.	1/22.733	3/23.418	5/21.492	4/23.135		2/22.345	8/25.820	6/30.187	7/25.038	
33.	1/27.112	3/27.459	4/22.129	5/27.946		2/21.663	8/32.047	6/24.681	7/27.160	
34.	1/33.669	3/22.272	5/34.609	4/22.228		2/22.083	8/24.040	6/39.714	7/32.675	
35.	1/21.915	3/22.778	5/25.051	4/24.536		2/23.331	8/24.702	6/23.812	7/24.491	
36.	1/21.261	3/26.629	4/21.873	5/37.384		2/27.250	8/27.336	6/22.824	7/24.834	
37.	1/21.862	3/22.825	4/22.386	5/21.765		2/25.693	8/26.345	6/27.932	7/24.892	
38.	1/22.178	3/22.645	4/21.558	5/22.160		2/22.270	8/22.603	6/23.934	7/26.952	
39.	1/22.197	3/24.257	4/21.269	5/22.679		2/21.488	8/23.165	6/23.271	7/30.528	
40.	1/21.106	3/23.352	4/21.741	5/21.446		2/22.078	8/22.950	6/24.302	7/23.045	
41.	1/22.357	3/25.698	4/23.764	5/22.777		2/24.822	8/33.536	6/25.634	7/24.256	
42.	1/22.933	3/22.359	4/24.001	5/22.297		2/22.222	8/29.568	6/24.733	7/26.513	
43.	1/21.661	3/26.287		4/27.233		2/22.326	7/23.983	5/25.671	6/23.648	
44.	1/22.480	3/24.442		4/25.516		2/22.624	7/24.668	5/25.645	6/24.202	
45.	1/21.524	3/27.739		4/24.474		2/22.592		5/25.767	6/28.453	
46.	1/21.953	3/26.124		4/22.461		2/19.752		5/24.674	6/25.441	
47.	1/37.456	3/31.571		4/23.521		2/46.667		5/24.085	6/28.272	

13.5 4WD Buggy (A Main)

Top Qualifier is Chavez, Daniel 15/5: 20.732 (Rnd 2)

Round 3

10

SFORCS V Race 1

Ser#42318

Timing and Scoring by www.RCScoringPro.com

Sponsor	Driver Name	Car	Pos	Laps	Race Time	Behind	Fast Lap	Average Top 5	Top 10	Top 15	Q#
	MacLellan, Alex	9	1	14	5:07.035		21.254	21.344	21.532		Bump
	Lopez, Jader	2	2	14	5:13.280	6.245	20.801	20.962	21.293		2
	Spallone, Dustin	4	3	14	5:15.463	8.428	21.632	21.762	21.977		4
	Record, Corey	3	4	14	5:18.700	11.665	21.473	21.605	22.015		3
	Jacobs, Rick	7	5	13	5:23.904		22.547	23.343	24.238		7
	Hammond, Glenn	10	6	12	5:01.679		22.728	22.971	23.818		Bump
	Hutton, Jonathan	8	7	12	5:11.157	9.478	23.287	23.938	25.209		8
	Bankin, Max	6	8	11	5:03.385		23.429	24.150	27.479		6
	Chavez, Daniel	1	9	3	1:17.103		26.213				1
	Mbrales, Fred	5	10	0							5

Car#	1	2	3	4	5	6	7	8	9	10
	Chavez	Lopez	Record	Spallone	Morales	Bankin	Jacobs	Hutton	MacLellan	Hammond
1.	1/20.609	3/22.282	6/25.090	2/22.016		7/28.591	5/24.681	8/29.010	4/23.489	9/29.912
2.	3/26.213	1/21.442	4/22.504	5/26.884		8/26.841	6/25.471	9/26.992	2/21.584	7/24.423
3.	6/30.281	1/21.473	3/22.331	4/22.264		9/47.792	5/24.768	8/30.055	2/21.583	7/23.064
4.		2/25.906	3/22.657	4/22.297		8/23.562	5/23.231	7/26.811	1/21.254	6/23.016
5.		2/21.056	3/21.624	4/21.674		8/26.871	5/24.345	7/23.287	1/21.552	6/23.190
6.		2/21.056	4/23.298	3/21.680		8/23.972	5/23.541	7/27.076	1/21.411	6/23.728
7.		2/23.518	4/21.862	3/22.047		8/24.278	5/23.310	7/23.665	1/21.774	6/23.203
8.		2/20.801	3/21.473	4/24.437		8/26.510	5/22.547	7/25.598	1/21.456	6/22.857
9.		2/22.006	3/21.593	4/21.632		8/23.429	5/24.087	7/25.149	1/21.322	6/22.728
10.		2/21.187	3/21.729	4/22.122		8/25.509	6/28.779	7/25.924	1/21.275	5/25.070
11.		2/21.038	3/21.607	4/21.786		8/26.030	5/24.389	7/23.725	1/22.489	6/33.588
12.		2/28.643	4/26.273	3/22.037			5/28.065	7/23.865	1/22.105	6/26.900
13.		2/22.011	4/23.892	3/22.360			5/26.690		1/22.555	
14.		2/20.861	4/22.767	3/22.227					1/23.186	

2WD Stock Buggy (A Main)

Top Qualifier is Lopez, Jader 14/5: 21.367 (Rnd 1)

Round 3

12

SFORCS V Race 1

Ser#42318

Timing and Scoring by www.RCScoringPro.com

Sponsor	Driver Name	Car	Pos	Laps	Race Time	Behind	Fast Lap	Average Top 5	Top 10	Top 15	Q#
	Lopez, Jader	1	1	13	5:07.494		22.101	22.377	22.652		1
	Spallone, Dustin	3	2	13	5:12.477	4.983	22.956	23.170	23.520		3
	Mbrales, Fred	4	3	13	5:22.371	14.877	23.002	23.058	23.697		4
	Hutton, Jonathan	6	4	12	5:08.708		24.664	24.758	25.426		6
	Jacobs, Rick	5	5	12	5:30.109	21.401	24.538	25.277	26.849		5
	Cox, Joshua	7	6	11	5:00.470		23.588	24.276	26.803		7
	Hammond, Glenn	8	7	11	5:21.024	20.554	24.385	27.307	29.479		8
	Vasan, Sebastian	2	8	1	0:22.859						2

Car# 1	2	3	4	5	6	7	8	9	10
Lopez	Vasan	Spallone	Morales	Jacobs	Hutton	Cox	Hammond		
1. 6/27.635	1/22.859	3/23.575	2/23.180	7/29.465	5/26.807	8/32.445	4/26.235		
2. 4/24.029		2/23.606	1/23.114	6/25.288	5/26.910	7/31.766	3/24.385		
3. 4/29.311		1/23.680	2/30.864	5/27.798	3/25.653	7/24.332	6/34.201		
4. 3/23.159		1/23.664	2/24.544	5/25.133	4/26.964	6/24.021	7/29.181		
5. 3/22.430		1/23.363	2/23.002	5/27.039	4/24.799	6/28.932	7/29.007		
6. 2/22.415		1/24.130	3/25.080	5/29.819	4/25.349	6/25.455	7/30.777		
7. 2/22.538		1/23.091	3/23.098	5/24.721	4/24.719	6/25.120	7/29.854		
8. 2/22.957		1/25.223	3/23.060	6/28.903	4/25.593	5/24.681	7/29.379		
9. 2/22.601		1/24.268	3/24.319	5/28.543	4/24.905	6/35.371	7/33.939		
10. 2/22.399		1/22.956	3/23.041	5/26.703	4/24.664	6/24.759	7/29.483		
11. 1/22.864		2/28.479	3/31.360	5/24.538	4/24.704	6/23.588	7/24.583		
12. 1/22.101		2/23.100	3/24.618	5/32.159	4/27.641				
13. 1/23.055		2/23.342	3/23.091						

