

Nitro Buggy

Round 1

1

Coral Springs Race Day

Ser#42318

Timing and Scoring by www.RCScoringPro.com

Sponsor	Driver Name	Car	Pos	Laps	Race Time	Behind	Fast Lap	Average Top 5	Top 10	Top 15	Q#
	Lopez, Jader	6	1	12	5:03.476		24.516	24.670	24.867		1
	Cox, Joshua	4	2	12	5:25.090	21.614	26.127	26.255	26.745		2
	Gibson, Adrian	5	3	11	5:08.246		25.753	27.043	27.632		3
	Lee, Pak	3	4	11	5:30.503	22.257	27.915	28.206	29.485		4
	Large, Scott	2	5	10	5:06.639		27.883	28.865	30.664		5
	Laos, "PacMan" Christopher	1	6	0							6

Car#	1	2	3	4	5	6	7	8	9	10
	Laos	Large	Lee	Cox	Gibson	Lopez				
1.		5/32.092	4/29.465	2/27.515	3/27.881	1/25.721				
2.		5/35.725	4/35.655	3/29.718	2/27.778	1/24.844				
3.		5/31.394	4/27.940	3/27.360	2/27.573	1/25.644				
4.		5/30.641	4/27.915	3/26.558	2/27.550	1/24.884				
5.		5/31.548	4/34.988	2/26.233	3/28.545	1/24.862				
6.		5/28.706	4/28.603	2/26.201	3/26.643	1/24.924				
7.		5/27.883	4/29.039	2/26.531	3/27.697	1/24.712				
8.		5/28.758	4/28.264	2/27.302	3/27.809	1/25.005				
9.		5/31.557	4/29.264	2/27.922	3/31.925	1/24.516				
10.		5/28.335	4/28.308	2/26.185	3/29.092	1/24.725				
11.			4/31.062	2/26.127	3/25.753	1/24.552				
12.				2/27.438		1/29.087				

Electric Buggy

Round 1

2

Coral Springs Race Day

Ser#42318

Timing and Scoring by www.RCScoringPro.com

Sponsor	Driver Name	Car	Pos	Laps	Race Time	Behind	Fast Lap	Average Top 5	Top 10	Top 15	Q#
	Davila, Daniel	4	1	12	5:13.252		25.399	25.573	25.807		1
	Garcia, Nelson	1	2	12	5:22.335	9.083	25.484	25.736	26.288		2
	Bankin, Max	7	3	12	5:25.173	11.921	25.794	26.287	26.637		3
	Paulins, Matt	5	4	12	5:26.667	13.415	26.147	26.455	26.867		4
	Gardner, Joel	6	5	11	5:19.999		26.725	27.222	28.244		5
	Hernandez, Johnathan	2	6	11	5:23.188	3.189	27.423	28.023	29.025		6
	Dominguez, Pedro	8	7	1	1:11.129		71.129				7
	Cooper, Jared	3	8	0							8

Car# 1	2	3	4	5	6	7	8	9	10
Garcia	Hernandez	Cooper	Davila	Paulins	Gardner	Bankin	Dominguez, Pedro		
1. 2/25.833	5/27.947		6/28.587	3/27.051	4/27.186	1/25.794	7/71.129		
2. 1/26.358	6/30.718		3/25.899	4/27.533	2/26.725	5/31.045			
3. 1/26.693	6/28.256		2/25.939	3/26.496	4/28.596	5/26.508			
4. 1/27.433	6/28.288		2/26.333	3/26.683	5/31.074	4/26.491			
5. 2/28.316	6/28.202		1/26.596	3/27.194	5/28.715	4/27.490			
6. 2/25.819	6/28.346		1/25.920	3/26.445	5/27.729	4/26.552			
7. 2/27.358	6/32.942		1/25.973	3/27.278	5/29.604	4/27.763			
8. 2/26.359	5/31.531		1/25.496	3/26.504	6/37.557	4/26.420			
9. 4/31.139	6/30.862		1/25.483	3/29.165	5/27.101	2/26.221			
10. 2/25.862	6/28.673		1/25.399	4/27.336	5/27.371	3/27.257			
11. 2/25.484	6/27.423		1/26.040	3/26.147	5/28.341	4/26.735			
12. 2/25.681			1/25.587	4/28.835		3/26.897			

Top Qualifiers	Qual#	Laps	Race Time (Difference)	Round	Race	Pos in Race	Fast Lap
Davila, Daniel	1	12	5:13.252	1	2	1	25.399
Garcia, Nelson	2	12	5:22.335 9.083	1	2	2	25.484
Bankin, Max	3	12	5:25.173 2.838	1	2	3	25.794
Paulins, Matt	4	12	5:26.667 1.494	1	2	4	26.147
Gardner, Joel	5	11	5:19.999	1	2	5	26.725
Hernandez, Johnathan	6	11	5:23.188 3.189	1	2	6	27.423
Dominguez, Pedro	7	1	1:11.129	1	2	7	71.129
Cooper, Jared	8	0		1	2	8	

Electric Buggy

Top Qualifier is Davila, Daniel 12/5: 13.252 (Rnd 1)



Round 1

3

Coral Springs Race Day

Ser#42318

Timing and Scoring by www.RCScoringPro.com

Sponsor	Driver Name	Car	Pos	Laps	Race Time	Behind	Fast Lap	Average Top 5	Top 10	Top 15	Q#
	Laos, "PacMan" Christopher	1	1	12	5:16.664		24.890	25.539	25.986		2
	Kretzschmar, Loren	5	2	12	5:26.952	10.288	25.959	26.529	27.028		6
	Gibson, Adrian	4	3	11	5:08.123		25.968	26.317	27.470		7
	Large, Scott	3	4	11	5:22.388	14.265	27.368	28.070	29.060		9
	Honcho, Mke	6	5	10	4:49.371		26.830	27.725	28.937		11
	Blume, Richard	7	6	10	5:26.143	36.772	28.782	29.746	32.614		12
	Dominguez, Pedro	2	7	9	5:04.396		29.155	32.197			13

Car#	1	2	3	4	5	6	7	8	9	10
	Laos	ominguez.Pedr	Large	Gibson	Kretzschmar	Honcho	Blume			
1.	1/26.173	6/36.229	5/29.688	3/28.033	2/26.918	4/29.425	7/37.123			
2.	1/26.561	6/32.835	4/30.963	3/26.953	2/27.914	5/31.550	7/32.998			
3.	1/26.055	7/32.569	5/28.525	2/26.065	3/27.115	4/27.037	6/30.763			
4.	1/25.753	7/34.659	4/27.368	3/30.532	2/27.932	5/30.917	6/30.892			
5.	1/25.569	7/35.656	4/27.373	3/26.237	2/26.427	5/28.514	6/29.353			
6.	1/25.429	7/29.155	4/30.253	3/27.600	2/26.923	5/27.963	6/33.587			
7.	1/26.545	7/32.995	5/31.793	3/28.326	2/27.868	4/29.941	6/34.525			
8.	1/27.655	7/36.866	5/29.607	2/25.968	3/28.743	4/26.830	6/39.182			
9.	1/29.149	7/33.432	5/29.704	3/26.361	2/25.959	4/28.282	6/28.782			
10.	1/24.890		5/29.639	3/33.420	2/26.800	4/28.912	6/28.938			
11.	1/26.578		4/27.475	3/28.628	2/26.540					
12.	1/26.307				2/27.813					

	Top Qualifiers	Qual#	Laps	Race Time (Difference)	Round	Race	Pos in Race	Fast Lap
	Davila, Daniel	1	12	5:13.252	1	2	1	25.399
	Laos, "PacMan" Christopher	2	12	5:16.664 3.412	1	3	1	24.890
	Garcia, Nelson	3	12	5:22.335 5.671	1	2	2	25.484
	Bankin, Max	4	12	5:25.173 2.838	1	2	3	25.794
	Paulins, Matt	5	12	5:26.667 1.494	1	2	4	26.147
	Kretzschmar, Loren	6	12	5:26.952 0.285	1	3	2	25.959
	Gibson, Adrian	7	11	5:08.123	1	3	3	25.968
	Gardner, Joel	8	11	5:19.999 11.87	1	2	5	26.725
	Large, Scott	9	11	5:22.388 2.389	1	3	4	27.368
	Hernandez, Johnathan	10	11	5:23.188 0.800	1	2	6	27.423

2WD Stock Buggy

Round 1

4

Coral Springs Race Day

Ser#42318

Timing and Scoring by www.RCScoringPro.com

Sponsor	Driver Name	Car	Pos	Laps	Race Time	Behind	Fast Lap	Average Top 5	Top 10	Top 15	Q#
	Spallone, Dustin	5	1	11	5:08.997		27.553	27.798	28.046		1
	Diaz, Reuben	3	2	11	5:26.483	17.486	28.114	28.596	29.290		2
	Biggs, Patrick	2	3	11	5:27.208	18.211	28.910	29.160	29.603		3
	Wise, Chris	4	4	10	5:12.023		28.276	29.392	31.202		4
	Lee, Pak	1	5	0							5



Car#	1	2	3	4	5	6	7	8	9	10
Lee	Biggs	Diaz	Wise	Spallone						
1.		2/29.735	3/30.416	4/33.179	1/28.539					
2.		3/31.177	2/29.501	4/28.276	1/28.399					
3.		3/29.307	2/29.694	4/29.535	1/27.851					
4.		3/28.910	2/29.259	4/28.650	1/27.553					
5.		3/28.956	2/28.364	4/30.134	1/28.060					
6.		3/29.755	2/28.726	4/30.860	1/28.316					
7.		3/29.050	2/29.969	4/33.316	1/27.830					
8.		3/30.538	2/28.519	4/32.946	1/28.046					
9.		3/29.575	2/28.114	4/30.363	1/27.712					
10.		3/29.742	2/30.342	4/34.764	1/28.515					
11.		3/30.463	2/33.579		1/28.176					

Top Qualifiers	Qual#	Laps	Race Time (Difference)	Round	Race	Pos in Race	Fast Lap
Spallone, Dustin	1	11	5:08.997	1	4	1	27.553
Diaz, Reuben	2	11	5:26.483 17.48	1	4	2	28.114
Biggs, Patrick	3	11	5:27.208 0.725	1	4	3	28.910
Wise, Chris	4	10	5:12.023	1	4	4	28.276
Lee, Pak	5	0		1	4	5	

4WD Short Course

Round 1

5

Coral Springs Race Day

Ser#42318

Timing and Scoring by www.RCScoringPro.com

Sponsor	Driver Name	Car	Pos	Laps	Race Time	Behind	Fast Lap	Average Top 5	Top 10	Top 15	Q#
	Paulins, Matt	7	1	11	5:09.777		26.492	26.888	27.891		1
	Baio, Joe	3	2	10	5:01.168		28.176	28.672	30.117		2
	Jones, Jeff	2	3	10	5:05.665	4.497	27.656	28.782	30.567		3
	Large, Scott	8	4	9	5:07.135		30.414	32.095			4
	Wise, Chris	10	5	9	5:21.135	14.000	30.940	33.525			5
	Lee, Alain	1	6	7	5:43.101		38.449	43.605			6
	Lee, Hawkin	6	7	5	5:11.570		50.335	62.314			7
	Bankin, Max	5	8	0							8
	Cooper, Jared	4	9	0							9
	Serio, Phil	9	10	0							10

Car#	1	2	3	4	5	6	7	8	9	10
	Lee	Jones	Baio	Cooper	Bankin	Lee	Paulins	Large	Serio	Wise
1.	6/48.067	4/36.356	1/29.338			7/78.450	2/30.863	3/35.094		5/39.500
2.	6/39.443	4/32.807	2/31.767			7/56.866	1/26.936	3/33.214		5/34.597
3.	6/47.030	3/31.905	2/28.244			7/50.335	1/27.241	4/35.988		5/30.940
4.	6/38.449	3/27.656	2/35.552			7/57.337	1/28.328	4/35.507		5/36.565
5.	6/48.415	3/28.917	2/29.845			7/68.582	1/27.038	4/30.414		5/37.969
6.	6/45.034	3/28.610	2/29.142				1/30.226	4/34.746		5/34.413
7.	6/76.663	3/30.419	2/29.615				1/26.731	4/30.473		5/37.485
8.		3/29.381	2/31.028				1/28.257	4/31.629		5/38.554
9.		3/29.348	2/28.461				1/27.379	4/40.070		5/31.112
10.		3/30.266	2/28.176				1/26.492			
11.							1/30.286			

Top Qualifiers	Qual#	Laps	Race Time (Difference)	Round	Race	Pos in Race	Fast Lap
Paulins, Matt	1	11	5:09.777	1	5	1	26.492
Baio, Joe	2	10	5:01.168	1	5	2	28.176
Jones, Jeff	3	10	5:05.665 4.497	1	5	3	27.656
Large, Scott	4	9	5:07.135	1	5	4	30.414
Wise, Chris	5	9	5:21.135 14.00	1	5	5	30.940
Lee, Alain	6	7	5:43.101	1	5	6	38.449
Lee, Hawkin	7	5	5:11.570	1	5	7	50.335
Bankin, Max	8	0		1	5	8	
Cooper, Jared	8	0	0.000	1	5	9	
Serio, Phil	8	0	0.000	1	5	10	

Mod 4WD Buggy

Round 1



Coral Springs Race Day

Ser#42318

Timing and Scoring by www.RCScoringPro.com

Sponsor	Driver Name	Car	Pos	Laps	Race Time	Behind	Fast Lap	Average Top 5	Top 10	Top 15	Q#
	Davila, Daniel	6	1	12	5:24.212		25.746	25.891	26.385		1
	Bankin, Max	3	2	11	5:01.154		26.246	26.566	27.076		2
	Baio, Joe	9	3	11	5:20.853	19.699	27.292	27.697	28.725		3
	Hammond, Glenn	7	4	11	5:20.870	19.716	27.153	28.048	28.879		4
	Biggs, Patrick	1	5	11	5:21.156	20.002	26.476	27.417	28.658		5
	Honcho, Mke	8	6	11	5:29.203	28.049	26.922	27.504	29.165		6
	Hernandez, Johnathan	2	7	10	5:04.172		26.768	28.110	30.417		7
	Hancock, John	5	8	10	5:19.191	15.019	29.186	30.745	31.919		8
	Blume, Richard	4	9	9	5:41.121		31.418	34.948			9

Car#	1	2	3	4	5	6	7	8	9	10
	Biggs	Hernandez	Bankin	Blume	Hancock	Davila	Hammond	Honcho	Baio	
1.	5/31.807	6/31.839	2/27.370	9/39.475	4/30.865	1/25.846	3/29.468	8/37.556	7/33.604	
2.	4/27.971	8/36.453	2/26.246	9/31.418	6/32.780	1/25.746	3/29.365	7/27.912	5/28.407	
3.	3/27.261	8/27.092	2/26.388	9/40.519	7/31.487	1/26.433	4/28.956	6/29.537	5/30.269	
4.	5/34.574	7/29.556	2/26.771	9/40.795	8/31.877	1/26.187	3/30.034	6/27.277	4/28.180	
5.	4/26.476	7/32.734	2/27.030	9/39.912	8/34.680	1/25.968	3/28.564	6/35.015	5/27.940	
6.	5/28.882	6/27.906	2/26.659	9/36.990	8/32.436	1/29.560	3/27.153	7/30.193	4/27.391	
7.	5/27.885	6/29.229	2/30.399	9/31.651	8/30.528	1/26.022	3/27.472	7/30.117	4/27.292	
8.	5/27.493	7/32.140	2/26.764	9/35.205	8/33.692	1/27.051	4/30.235	6/28.229	3/27.683	
9.	5/30.268	7/26.768	2/26.787	9/45.156	8/29.186	1/25.872	4/29.444	6/26.922	3/28.187	
10.	5/30.511	7/30.455	2/26.789		8/31.660	1/28.415	3/28.094	6/27.179	4/31.604	
11.	5/28.028		2/29.951			1/26.307	4/32.085	6/29.266	3/30.296	
12.						1/30.805				

Top Qualifiers	Qual#	Laps	Race Time (Difference)	Round	Race	Pos in Race	Fast Lap
Davila, Daniel	1	12	5:24.212	1	6	1	25.746
Bankin, Max	2	11	5:01.154	1	6	2	26.246
Baio, Joe	3	11	5:20.853 19.69	1	6	3	27.292
Hammond, Glenn	4	11	5:20.870 0.017	1	6	4	27.153
Biggs, Patrick	5	11	5:21.156 0.286	1	6	5	26.476
Honcho, Mike	6	11	5:29.203 8.047	1	6	6	26.922
Hernandez, Johnathan	7	10	5:04.172	1	6	7	26.768
Hancock, John	8	10	5:19.191 15.01	1	6	8	29.186
Blume, Richard	9	9	5:41.121	1	6	9	31.418

13.5 4WD Buggy

Round 1



Coral Springs Race Day

Ser#42318

Timing and Scoring by www.RCScoringPro.com

Sponsor	Driver Name	Car	Pos	Laps	Race Time	Behind	Fast Lap	Average Top 5	Top 10	Top 15	Q#
	Diaz, Reuben	10	1	12	5:12.570		24.974	25.431	25.774		1
	Spallone, Dustin	1	2	12	5:26.664	14.094	25.805	26.162	26.684		2
	Kretzschmar, Loren	2	3	11	5:00.355		25.697	26.192	26.901		3
	Lee, Pak	3	4	11	5:01.667	1.312	25.562	26.204	26.826		4
	Allen, Tom	12	5	11	5:03.842	3.487	25.753	26.261	26.988		5
	Wise, Chris	9	6	11	5:18.419	18.064	27.074	27.531	28.441		6
	Cox, Joshua	7	7	11	5:18.846	18.491	25.686	26.245	28.054		7
	Jones, Jeff	6	8	11	5:20.269	19.914	26.736	27.840	28.789		8
	Hammond, Glenn	4	9	11	5:26.506	26.151	27.496	28.061	29.413		9
	Serio, Phil	11	10	10	5:08.031		28.185	29.571	30.803		10
	Gardner, Joel	5	11	10	5:10.422	2.391	25.832	26.650			11
	Dominguez, Pedro	8	12	9	5:00.079		28.568	30.873			12

Car# 1	2	3	4	5	6	7	8	9	10
Spallone	Kretzschmar	Lee	Hammond	Gardner	Jones	Cox	Dominguez, Pedi	Wise	Diaz
1. 2/26.563	4/27.658	11/33.404	9/32.349	12/92.861	5/28.055	8/32.322	10/32.505	6/28.404	1/25.744
2. 4/30.127	3/25.697	8/27.266	7/27.884	12/54.148	6/29.536	9/28.866	10/29.293	5/28.488	1/24.974
3. 4/26.262	2/26.398	8/26.893	9/29.276	12/27.859	7/29.614	6/25.686	11/36.642	5/27.074	1/27.960
4. 5/29.701	3/26.631	6/26.071	9/28.215	12/30.162	8/29.687	7/29.759	11/41.142	4/27.968	1/26.051
5. 4/26.562	2/26.019	6/27.194	8/31.395	12/25.832	9/32.374	7/30.790	11/33.378	5/27.636	1/25.742
6. 3/25.805	2/26.579	4/28.553	8/32.373		7/30.168	9/38.308	11/32.467	6/34.013	1/26.872
7. 3/26.338	2/31.344	5/27.338	8/27.496	12/26.716	7/27.481	9/27.576	11/31.530	6/28.661	1/26.161
8. 3/26.668	2/26.269	4/25.562	8/28.366		7/26.736	9/26.930	11/28.568	6/27.094	1/25.797
9. 3/29.192	2/26.908	4/26.014	9/30.201	11/26.395	7/27.813	8/25.929	12/34.554	6/28.646	1/25.076
10. 3/26.388	2/26.786	4/26.712	9/28.342	11/26.449	7/29.116	8/25.735		6/32.553	1/25.746
11. 2/26.016	3/30.066	4/26.660	9/30.609		8/29.689	7/26.945		6/27.882	1/26.826
12. 2/27.042									1/25.621

Car# 11	12	13	14	15	16	17	18	19	20
Serio	Allen								
1. 7/31.684	3/26.763								
2. 11/30.269	2/26.556								
3. 10/30.876	3/26.549								
4. 10/34.284	2/26.129								
5. 10/30.331	3/30.200								
6. 10/29.683	5/33.966								
7. 10/31.609	4/26.316								
8. 10/29.389	5/28.212								
9. 10/31.721	5/26.740								
10. 10/28.185	5/25.753								
11.	5/26.658								
12.									

Top Qualifiers	Qual#	Laps	Race Time (Difference)	Round	Race	Pos in Race	Fast Lap
Diaz, Reuben	1	12	5:12.570	1	7	1	24.974
Spallone, Dustin	2	12	5:26.664 14.09	1	7	2	25.805
Kretzschmar, Loren	3	11	5:00.355	1	7	3	25.697
Lee, Pak	4	11	5:01.667 1.312	1	7	4	25.562
Allen, Tom	5	11	5:03.842 2.175	1	7	5	25.753
Wise, Chris	6	11	5:18.419 14.57	1	7	6	27.074
Cox, Joshua	7	11	5:18.846 0.427	1	7	7	25.686
Jones, Jeff	8	11	5:20.269 1.423	1	7	8	26.736
Hammond, Glenn	9	11	5:26.506 6.237	1	7	9	27.496
Serio, Phil	10	10	5:08.031	1	7	10	28.185

Nitro Buggy

Top Qualifier is Lopez, Jader 12/5: 03.476 (Rnd 1)


Round 2

1

Coral Springs Race Day

Ser#42318

Timing and Scoring by www.RCScoringPro.com

Sponsor	Driver Name	Car	Pos	Laps	Race Time	Behind	Fast Lap	Average Top 5	Top 10	Top 15	Q#
	Lopez, Jader	6	1	12	5:01.337		24.062	24.441	24.880		1
	Gibson, Adrian	5	2	12	5:22.187	20.850	24.990	25.314	26.096		2
	Cox, Joshua	4	3	11	5:22.012		25.330	25.501	26.235		3
	Lee, Pak	3	4	11	5:23.032	1.020	25.591	26.372	28.261		4
	Large, Scott	2	5	11	5:24.483	2.471	26.315	27.123	28.503		5
	Laos, "PacMan" Christopher	1	6	0							

Car#	1	2	3	4	5	6	7	8	9	10
	Laos	Large	Lee	Cox	Gibson	Lopez				
1.		5/27.797	4/27.741	3/26.770	2/25.859	1/24.536				
2.		5/27.023	3/25.591	2/25.597	4/28.689	1/24.499				
3.		5/32.536	4/31.262	2/25.466	3/24.990	1/25.157				
4.		4/31.120	5/40.425	3/28.466	2/25.525	1/25.826				
5.		4/29.210	5/27.780	3/27.593	2/25.247	1/24.062				
6.		4/27.935	5/25.978	3/26.251	2/25.041	1/24.470				
7.		4/26.913	5/26.272	3/25.770	2/26.380	1/25.985				
8.		3/26.315	4/28.386	5/59.658	2/25.957	1/25.192				
9.		3/28.613	4/34.377	5/25.730	2/25.766	1/25.754				
10.		3/27.569	4/26.276	5/25.330	2/32.107	1/24.639				
11.		5/39.452	4/28.944	3/25.381	2/29.125	1/24.667				
12.					2/27.501	1/26.550				

Top Qualifiers	Qual#	Laps	Race Time (Difference)	Round	Race	Pos in Race	Fast Lap
Lopez, Jader	1	12	5:01.337	2	1	1	24.062
Gibson, Adrian	2	12	5:22.187 20.85	2	1	2	24.990
Cox, Joshua	3	12	5:25.090 2.903	1	1	2	26.127
Lee, Pak	4	11	5:23.032	2	1	4	25.591
Large, Scott	5	11	5:24.483 1.451	2	1	5	26.315
Laos, "PacMan" Christopher	6	0		1	1	6	

Electric Buggy

Top Qualifier is Davila, Daniel 12/5: 13.252 (Rnd 1)

Round 2

2

Coral Springs Race Day

Ser#42318

Timing and Scoring by www.RCScoringPro.com

Sponsor	Driver Name	Car	Pos	Laps	Race Time	Behind	Fast Lap	Average Top 5	Top 10	Top 15	Q#
	Davila, Daniel	4	1	12	5:06.159		24.563	24.777	25.116		1
	Garcia, Nelson	1	2	12	5:14.081	7.922	24.890	25.068	25.575		2
	Paulins, Matt	5	3	12	5:17.934	11.775	24.401	24.838	25.509		4
	Gardner, Joel	6	4	11	5:04.280		25.201	25.674	27.203		7
	Hernandez, Johnathan	2	5	11	5:11.755	7.475	24.896	25.523	27.862		9
	Bankin, Max	7	6	9	3:57.887		25.520	25.889			5
	Dominguez, Pedro	8	7	0							

Car#	1	2	3	4	5	6	7	8	9	10
	Garcia	Hernandez		Davila	Paulins	Gardner	Bankin	Dominguez, Pedro		
1.	1/24.890	4/26.086		3/25.580	2/25.408	6/32.177	5/27.122			
2.	1/25.159	4/29.583		2/27.469	5/32.234	6/32.254	3/26.536			
3.	1/25.032	4/25.301		2/24.664	5/25.461	6/26.637	3/26.237			
4.	1/25.677	5/27.389		2/24.563	4/25.206	6/25.446	3/26.355			
5.	2/28.012	5/29.961		1/25.099	4/25.474	6/28.878	3/25.593			
6.	2/25.305	5/31.287		1/24.726	4/28.230	6/28.374	3/27.419			
7.	2/25.223	6/33.133		1/24.928	4/25.585	5/27.451	3/27.363			
8.	1/25.037	6/24.896		2/27.531	3/24.401	5/25.393	4/25.520			
9.	2/25.966	6/32.788		1/25.170	4/26.149	5/25.691	3/25.742			
10.	2/25.445	5/25.545		1/25.284	3/24.565	4/25.201				
11.	2/28.893	5/25.786		1/26.139	3/30.609	4/26.778				
12.	2/29.442			1/25.006	3/24.612					

	Top Qualifiers	Qual#	Laps	Race Time (Difference)	Round	Race	Pos in Race	Fast Lap
	Davila, Daniel	1	12	5:06.159	2	2	1	24.563
	Garcia, Nelson	2	12	5:14.081 7.922	2	2	2	24.890
	Laos, "PacMan" Christopher	3	12	5:16.664 2.583	1	3	1	24.890
	Paulins, Matt	4	12	5:17.934 1.270	2	2	3	24.401
	Bankin, Max	5	12	5:25.173 7.239	1	2	3	25.794
	Kretzschmar, Loren	6	12	5:26.952 1.779	1	3	2	25.959
	Gardner, Joel	7	11	5:04.280	2	2	4	25.201
	Gibson, Adrian	8	11	5:08.123 3.843	1	3	3	25.968
	Hernandez, Johnathan	9	11	5:11.755 3.632	2	2	5	24.896
	Large, Scott	10	11	5:22.388 10.63	1	3	4	27.368

Electric Buggy

Top Qualifier is Davila, Daniel 12/5: 06.159 (Rnd 2)



Round 2

3

Coral Springs Race Day

Ser#42318

Timing and Scoring by www.RCScoringPro.com

Sponsor	Driver Name	Car	Pos	Laps	Race Time	Behind	Fast Lap	Average Top 5	Top 10	Top 15	Q#
	Laos, "PacMan" Christopher	1	1	12	5:06.168		24.131	24.359	24.924		2
	Kretzschmar, Loren	5	2	12	5:08.975	2.807	24.531	24.929	25.153		3
	Large, Scott	3	3	11	5:07.607		25.174	26.515	27.490		8
	Honcho, Mke	6	4	11	5:18.784	11.177	27.511	27.872	28.738		11
	Blume, Richard	7	5	10	5:00.467		26.452	27.839	30.047		12
	Dominguez, Pedro	2	6	10	5:13.257	12.790	29.039	30.241	31.326		13
	Gibson, Adrian	4	7	7	3:03.875		25.587	25.931			9

Car#	1	2	3	4	5	6	7	8	9	10
	Laos	ominguez.Pedr	Large	Gibson	Kretzschmar	Honcho	Blume			
1.	6/28.391	7/32.460	3/27.307	2/26.909	1/25.747	5/28.243	4/27.485			
2.	5/28.539	7/29.817	6/29.678	2/26.263	1/27.044	3/27.511	4/28.338			
3.	3/25.597	6/29.857	5/32.708	2/27.309	1/25.172	4/30.311	7/37.263			
4.	3/26.507	7/30.794	5/27.496	2/25.833	1/25.180	4/27.803	6/29.022			
5.	3/24.318	7/29.039	5/27.779	2/25.730	1/25.186	4/27.701	6/26.452			
6.	3/24.648	7/32.889	5/26.595	2/25.587	1/24.531	4/28.840	6/31.901			
7.	2/24.504	7/31.811	4/25.174	3/26.244	1/25.024	5/28.102	6/27.900			
8.	2/24.192	6/32.734	3/26.837		1/25.372	4/31.407	5/31.509			
9.	2/24.131	6/32.160	3/27.948		1/25.072	4/29.006	5/31.400			
10.	1/25.574	6/31.696	3/26.661		2/30.401	4/30.304	5/29.197			
11.	1/25.101		3/29.424		2/24.847	4/29.556				
12.	1/24.666				2/25.399					

	Top Qualifiers	Qual#	Laps	Race Time (Difference)	Round	Race	Pos in Race	Fast Lap
	Davila, Daniel	1	12	5:06.159	2	2	1	24.563
	Laos, "PacMan" Christopher	2	12	5:06.168 0.009	2	3	1	24.131
	Kretzschmar, Loren	3	12	5:08.975 2.807	2	3	2	24.531
	Garcia, Nelson	4	12	5:14.081 5.106	2	2	2	24.890
	Paulins, Matt	5	12	5:17.934 3.853	2	2	3	24.401
	Bankin, Max	6	12	5:25.173 7.239	1	2	3	25.794
	Gardner, Joel	7	11	5:04.280	2	2	4	25.201
	Large, Scott	8	11	5:07.607 3.327	2	3	3	25.174
	Gibson, Adrian	9	11	5:08.123 0.516	1	3	3	25.968
	Hernandez, Johnathan	10	11	5:11.755 3.632	2	2	5	24.896

2WD Stock Buggy

Round 2

Top Qualifier is Spallone, Dustin 11/5:08.997 (Rnd 1)

4

Coral Springs Race Day

Ser#42318

Timing and Scoring by www.RCScoringPro.com

Sponsor	Driver Name	Car	Pos	Laps	Race Time	Behind	Fast Lap	Average Top 5	Top 10	Top 15	Q#
	Spallone, Dustin	5	1	12	5:25.909		25.810	26.134	26.637		1
	Diaz, Reuben	3	2	11	5:07.403		25.583	26.242	27.533		2
	Wise, Chris	4	3	10	5:09.433		27.102	28.049	30.943		4
	Biggs, Patrick	2	4	10	5:14.325	4.892	27.426	29.145	31.433		3
	Lee, Pak	1	5	8	5:16.648		25.889	26.846			5

Car#	1	2	3	4	5	6	7	8	9	10
	Lee	Biggs	Diaz	Wise	Spallone					
1.	5/77.621	3/27.426	2/26.558	4/27.746	1/26.496					
2.	5/58.833	4/32.719	1/25.583	3/30.308	2/26.077					
3.	5/25.889	3/29.357	1/26.039	4/32.848	2/25.810					
4.	5/45.963	4/32.083	2/27.439	3/27.102	1/26.359					
5.	5/28.453	4/32.460	2/26.205	3/33.929	1/25.994					
6.	5/27.036	4/32.310	2/30.021	3/28.274	1/29.149					
7.	5/25.956	4/34.953	2/30.227	3/31.951	1/29.217					
8.	5/26.897	4/36.157	2/32.074	3/40.152	1/26.577					
9.		4/28.081	2/28.151	3/28.256	1/26.429					
10.		4/28.779	2/28.283	3/28.867	1/26.726					
11.			2/26.823		1/26.757					
12.					1/30.318					

Top Qualifiers	Qual#	Laps	Race Time (Difference)	Round	Race	Pos in Race	Fast Lap
Spallone, Dustin	1	12	5:25.909	2	4	1	25.810
Diaz, Reuben	2	11	5:07.403	2	4	2	25.583
Biggs, Patrick	3	11	5:27.208 19.80	1	4	3	28.910
Wise, Chris	4	10	5:09.433	2	4	3	27.102
Lee, Pak	5	8	5:16.648	2	4	5	25.889

4WD Short Course

Round 2

Top Qualifier is Paulins, Matt 11/5: 09.777 (Rnd 1)



Coral Springs Race Day

Ser#42318

Timing and Scoring by www.RCScoringPro.com

Sponsor	Driver Name	Car	Pos	Laps	Race Time	Behind	Fast Lap	Average Top 5	Top 10	Top 15	Q#
	Paulins, Matt	7	1	12	5:24.863		25.458	25.830	26.680		1
	Baio, Joe	3	2	11	5:13.464		26.707	27.528	28.205		2
	Wise, Chris	10	3	10	5:31.407		29.728	30.782	33.141		4
	Lee, Alain	1	4	8	5:15.382		33.382	37.659			6
	Cooper, Jared	4	5	8	5:16.093	0.711	29.140	30.580			7
	Lee, Hawkin	6	6	6	5:24.343		47.441	52.088			8
	Jones, Jeff	2	7	3	1:35.692		29.844				3
	Serio, Phil	9	8	2	1:09.353		31.131				9
	Bankin, Max	5	9	0							
	Large, Scott	8	10	0							

Car#	1	2	3	4	5	6	7	8	9	10
	Lee	Jones	Baio	Cooper	Bankin	Lee	Paulins	Large	Serio	Wise
1.	6/42.432	3/34.606	2/28.200	8/87.284		7/53.642	1/26.349		5/38.222	4/35.450
2.	6/33.382	3/29.844	2/27.141	8/31.496		7/54.802	1/26.397		5/31.131	4/32.709
3.	5/42.688	3/31.242	2/27.678	6/38.057		7/63.903	1/29.046			4/29.896
4.	4/41.969		2/28.086	5/29.140		6/48.079	1/25.458			3/36.517
5.	4/38.770		2/29.863	5/29.713		6/56.476	1/25.715			3/34.201
6.	4/41.291		2/29.202	5/32.913		6/47.441	1/28.510			3/30.105
7.	4/36.436		2/28.462	5/37.852			1/27.142			3/31.471
8.	4/38.414		2/28.682	5/29.638			1/27.573			3/36.003
9.			2/31.414				1/26.015			3/29.728
10.			2/28.029				1/28.025			3/35.327
11.			2/26.707				1/25.615			
12.							1/29.018			

Top Qualifiers	Qual#	Laps	Race Time (Difference)	Round	Race	Pos in Race	Fast Lap
Paulins, Matt	1	12	5:24.863	2	5	1	25.458
Baio, Joe	2	11	5:13.464	2	5	2	26.707
Jones, Jeff	3	10	5:05.665	1	5	3	27.656
Wise, Chris	4	10	5:31.407 25.74	2	5	3	29.728
Large, Scott	5	9	5:07.135	1	5	4	30.414
Lee, Alain	6	8	5:15.382	2	5	4	33.382
Cooper, Jared	7	8	5:16.093 0.711	2	5	5	29.140
Lee, Hawkin	8	6	5:24.343	2	5	6	47.441
Serio, Phil	9	2	1:09.353	2	5	8	31.131
Bankin, Max	10	0		1	5	8	

Mod 4WD Buggy

Top Qualifier is Davila, Daniel 12/5: 24.212 (Rnd 1)

Round 2

6

Coral Springs Race Day

Ser#42318

Timing and Scoring by www.RCScorePro.com

Sponsor	Driver Name	Car	Pos	Laps	Race Time	Behind	Fast Lap	Average Top 5	Top 10	Top 15	Q#
	Davila, Daniel	6	1	12	5:04.655		24.323	24.395	24.678		1
	Honcho, Mke	8	2	12	5:14.522	9.867	24.445	24.958	25.655		2
	Bankin, Max	3	3	12	5:14.689	10.034	25.086	25.552	25.860		3
	Hernandez, Johnathan	2	4	12	5:26.132	21.477	24.927	25.813	26.537		4
	Baio, Joe	9	5	11	5:10.395		25.833	26.641	27.763		5
	Biggs, Patrick	1	6	11	5:17.198	6.803	27.066	27.999	28.562		6
	Hancock, John	5	7	10	5:04.171		28.370	29.058	30.417		8
	Hammond, Glenn	7	8	10	5:11.919	7.748	26.069	27.867	31.192		7
	Blume, Richard	4	9	6	4:04.320		33.308	39.510			9
	Cooper, Jared	10	10	0							10

Car#	1	2	3	4	5	6	7	8	9	10
	Biggs	Hernandez	Bankin	Blume	Hancock	Davila	Hammond	Honcho	Baio	Cooper
1.	4/27.994	3/26.533	1/26.407	8/37.412	5/30.065	6/32.240	9/40.138	2/26.523	7/32.768	
2.	7/31.573	3/25.309	2/25.086	9/44.257	6/29.168	4/25.328	8/31.591	1/24.692	5/25.833	
3.	6/28.345	3/28.464	1/26.545	9/45.917	5/28.647	4/24.718	8/26.069	2/28.545	7/30.143	
4.	6/28.253	2/26.582	3/29.062	9/36.655	7/28.370	1/24.336	8/29.179	4/29.425	5/27.303	
5.	6/28.974	2/24.927	4/27.022	9/46.771	7/29.308	1/24.810	8/38.018	3/24.445	5/28.395	
6.	6/29.132	2/26.187	4/25.735	9/33.308	7/31.063	1/24.323	8/28.433	3/25.766	5/27.041	
7.	6/28.544	2/26.950	4/25.818		7/34.812	1/24.470	8/32.544	3/26.233	5/25.982	
8.	6/30.588	4/27.773	2/25.378		7/29.797	1/25.261	8/27.835	3/26.161	5/30.911	
9.	6/28.392	4/26.128	3/26.172		7/30.359	1/25.635	8/30.292	2/25.005	5/27.045	
10.	6/27.066	4/26.515	3/25.887		7/32.582	1/24.507	8/27.820	2/24.884	5/27.461	
11.	6/28.337	4/30.829	3/25.833			1/24.340		2/25.941	5/27.513	
12.		4/29.935	3/25.744			1/24.687		2/26.902		

Top Qualifiers	Qual#	Laps	Race Time (Difference)	Round	Race	Pos in Race	Fast Lap
Davila, Daniel	1	12	5:04.655	2	6	1	24.323
Honcho, Mike	2	12	5:14.522 9.867	2	6	2	24.445
Bankin, Max	3	12	5:14.689 0.167	2	6	3	25.086
Hernandez, Johnathan	4	12	5:26.132 11.44	2	6	4	24.927
Baio, Joe	5	11	5:10.395	2	6	5	25.833
Biggs, Patrick	6	11	5:17.198 6.803	2	6	6	27.066
Hammond, Glenn	7	11	5:20.870 3.672	1	6	4	27.153
Hancock, John	8	10	5:04.171	2	6	7	28.370
Blume, Richard	9	9	5:41.121	1	6	9	31.418
Cooper, Jared	10	0		2	6	10	

13.5 4WD Buggy

Top Qualifier is Diaz, Reuben 12/5: 12.570 (Rnd 1)

Round 2

7

Coral Springs Race Day

Ser#42318

Timing and Scoring by www.RCScorePro.com

Sponsor	Driver Name	Car	Pos	Laps	Race Time	Behind	Fast Lap	Average Top 5	Top 10	Top 15	Q#
	Allen, Tom	12	1	12	5:00.490		24.294	24.507	24.772		1
	Spallone, Dustin	1	2	12	5:02.368	1.878	23.926	24.413	24.722		2
	Diaz, Reuben	10	3	12	5:05.387	4.897	24.166	24.632	25.143		3
	Gardner, Joel	5	4	12	5:14.158	13.668	25.085	25.435	25.604		4
	Cox, Joshua	7	5	12	5:16.851	16.361	25.169	25.601	25.980		5
	Lee, Pak	3	6	12	5:19.387	18.897	24.984	25.364	26.150		6
	Hammond, Glenn	4	7	12	5:19.925	19.435	25.825	25.983	26.248		7
	Kretschmar, Loren	2	8	11	5:03.297		25.454	25.826	27.211		8
	Jones, Jeff	6	9	11	5:26.002	22.705	26.820	27.205	29.133		10
	Wise, Chris	9	10	10	5:01.747		25.665	26.559	30.175		9
	Dominguez, Pedro	8	11	10	5:26.473	24.726	29.256	30.270	32.647		12
	Serio, Phil	11	12	5	2:31.761		27.199	30.352			11

Car# 1	2	3	4	5	6	7	8	9	10
Spallone	Kretschmar	Lee	Hammond	Gardner	Jones	Cox	Dominguez, PEDI	Wise	Diaz
1. 2/25.356	12/31.192	3/25.454	8/26.570	4/25.482	11/30.481	5/25.846	10/29.821	7/26.389	6/26.320
2. 2/24.616	9/27.442	3/24.984	8/27.366	5/25.686	10/29.238	6/27.184	12/34.027	7/27.329	4/24.449
3. 2/24.729	10/28.851	3/25.711	8/26.076	5/26.149	9/27.483	6/25.702	12/29.256	7/25.665	4/26.370
4. 2/25.253	10/29.977	6/28.951	7/26.092	4/25.525	9/26.820	5/26.016	12/29.849	8/28.260	3/25.190
5. 2/24.643	10/25.623	6/26.223	7/25.926	4/25.698	9/27.196	5/25.588	12/34.521	8/26.119	3/24.310
6. 2/24.671	9/25.801	6/25.519	7/25.825	4/25.692	10/31.319	5/25.817	11/31.142	8/32.324	3/26.183
7. 1/23.926	8/25.454	5/25.361	7/26.063	4/25.398	10/31.667	6/26.500	11/39.709	9/31.934	3/25.180
8. 1/24.299	8/27.625	5/25.500	7/28.004	4/25.085	10/32.600	6/26.356	11/31.284	9/27.291	3/24.166
9. 1/24.579	8/26.446	4/27.102	7/26.357	6/31.968	10/27.211	5/27.080	11/34.208	9/38.299	3/25.072
10. 1/26.414	8/29.081	5/28.699	6/26.175	4/25.853	9/27.313	7/29.864	11/32.656	10/38.137	3/25.398
11. 2/28.738	8/25.805	7/28.931	5/26.027	4/25.917	9/34.674	6/25.729			3/25.164
12. 2/25.144		6/26.952	7/29.444	4/25.705		5/25.169			3/27.585

Car# 11	12	13	14	15	16	17	18	19	20
Serio	Allen								
1. 9/27.199	1/24.712								
2. 11/34.386	1/24.374								
3. 11/29.894	1/25.059								
4. 11/28.278	1/25.129								
5. 11/32.004	1/24.762								
6.	1/25.167								
7.	2/24.294								
8.	2/24.889								
9.	2/24.393								
10.	2/26.744								
11.	1/26.027								
12.	1/24.940								

Top Qualifiers	Qual#	Laps	Race Time (Difference)	Round	Race	Pos in Race	Fast Lap
Allen, Tom	1	12	5:00.490	2	7	1	24.294
Spallone, Dustin	2	12	5:02.368 1.878	2	7	2	23.926
Diaz, Reuben	3	12	5:05.387 3.019	2	7	3	24.166
Gardner, Joel	4	12	5:14.158 8.771	2	7	4	25.085
Cox, Joshua	5	12	5:16.851 2.693	2	7	5	25.169
Lee, Pak	6	12	5:19.387 2.536	2	7	6	24.984
Hammond, Glenn	7	12	5:19.925 0.538	2	7	7	25.825
Kretschmar, Loren	8	11	5:00.355	1	7	3	25.697
Wise, Chris	9	11	5:18.419 18.06	1	7	6	27.074
Jones, Jeff	10	11	5:20.269 1.850	1	7	8	26.736

Mod 4WD Buggy (A Main)

Top Qualifier is Davila, Daniel 12/5: 04.655 (Rnd 2)

Round 3

3

Coral Springs Race Day

Ser#42318

Timing and Scoring by www.RCScoringPro.com

Sponsor	Driver Name	Car	Pos	Laps	Race Time	Behind	Fast Lap	Average Top 5	Top 10	Top 15	Q#
	Bankin, Max	3	1	12	5:11.052		25.105	25.274	25.681		3
	Honcho, Mke	8	2	12	5:23.247	12.195	24.261	24.701	25.822		2
	Baio, Joe	9	3	11	5:00.999		25.298	25.774	27.152		5
	Hancock, John	5	4	11	5:05.560	4.561	24.890	25.520	27.641		8
	Hernandez, Johnathan	2	5	7	3:18.029		25.063	26.039			4
	Cooper, Jared	10	6	6	2:48.386		24.531	26.977			10
	Blume, Richard	4	7	6	3:38.744	50.358	30.571	34.206			9
	Biggs, Patrick	1	8	5	2:20.152		27.059				6
	Hammond, Glenn	7	9	1	1:23.323						7
	Davila, Daniel	6	10	0							1

Car#	1	2	3	4	5	6	7	8	9	10
	Biggs	Hernandez	Bankin	Blume	Hancock	Davila	Hammond	Honcho	Baio	Cooper
1.	4/30.537	7/36.138	1/25.016	8/47.712	2/29.150		9/83.323	6/33.833	3/29.475	5/33.502
2.	5/27.843	7/27.406	1/25.697	8/31.875	2/25.273			6/26.543	3/27.955	4/24.531
3.	4/27.059	5/25.076	1/25.494	8/38.112	2/26.219			6/28.475	3/25.728	7/33.047
4.	3/27.250	5/26.147	1/25.607	8/38.871	2/26.334			4/25.479	7/34.753	6/24.545
5.	3/27.463	7/31.695	1/25.179	8/30.571	2/26.088			5/27.529	6/26.121	4/26.151
6.		6/25.063	1/26.705	7/31.603	4/35.896			2/26.188	5/25.675	3/26.610
7.		5/26.504	1/25.105		3/25.289			2/24.261	4/26.439	
8.			1/29.231		3/28.328			2/24.494	4/26.803	
9.			1/25.398		4/32.033			2/25.979	3/26.705	
10.			1/25.878		4/24.890			2/24.825	3/25.298	
11.			1/26.548		4/26.060			2/31.195	3/26.047	
12.			1/25.194					2/24.446		

4WD Short Course (A Main)

Top Qualifier is Paulins, Matt 12/5: 24.863 (Rnd 2)

Round 3

5

Coral Springs Race Day

Ser#42318

Timing and Scoring by www.RCScoringPro.com

Sponsor	Driver Name	Car	Pos	Laps	Race Time	Behind	Fast Lap	Average Top 5	Top 10	Top 15	Q#
	Cooper, Jared	4	1	12	5:23.506		26.481	27.437	29.025		7
	Paulins, Matt	7	2	11	5:01.446		25.316	25.920	27.617		1
	Large, Scott	8	3	11	5:10.762	9.316	26.748	27.020	27.815		5
	Baio, Joe	3	4	11	5:20.054	18.608	26.541	27.490	28.516		2
	Jones, Jeff	2	5	10	5:04.840		27.798	29.293			3
	Wise, Chris	10	6	10	5:06.825	1.985	28.476	29.049			4
	Lee, Alain	1	7	8	5:36.402		37.118	40.672			6
	Lee, Hawkin	6	8	7	5:44.705		44.393	46.869			8
	Serio, Phil	9	9	1	0:41.324						9
	Bankin, Max	5	10	0							10

Car#	1	2	3	4	5	6	7	8	9	10
	Lee	Jones	Baio	Cooper	Bankin	Lee	Paulins	Large	Serio	Wise
1.	7/35.136	3/32.204	6/34.889	1/0.703		9/54.438	2/25.272	4/32.613	8/41.324	5/34.594
2.	7/46.376	3/27.798	6/31.252	1/30.327		8/44.432	2/26.124	4/28.630		5/29.871
3.	7/40.330	3/28.962	6/28.382	1/30.453		8/50.991	2/26.975	4/28.886		5/28.882
4.	7/37.118	4/31.036	5/27.466	1/27.685		8/46.440	2/25.781	3/27.392		6/30.477
5.	7/38.818	5/29.975	4/27.887	1/32.151		8/48.091	2/29.881	3/27.237		6/28.476
6.	7/51.529	6/33.540	4/29.864	1/29.135		8/44.393	2/26.802	3/27.223		5/30.428
7.	7/43.642	6/31.262	4/26.541	1/32.554		8/55.920	2/25.578	3/30.147		5/29.378
8.	7/43.453	6/30.328	4/28.481	1/26.957			2/29.020	3/26.748		5/32.300
9.		5/29.404	4/27.318	1/26.926			2/28.553	3/26.880		6/33.782
10.		5/30.331	4/29.734	1/26.481			2/25.316	3/27.011		6/28.637
11.			4/28.240	1/30.386			2/32.144	3/27.995		
12.				1/29.748						

2WD Stock Buggy (A Main)

Top Qualifier is Spallone, Dustin 12/5: 25.909 (Rnd 2)

Round 3

6

Coral Springs Race Day

Ser#42318

Timing and Scoring by www.RCScoringPro.com

Sponsor	Driver Name	Car	Pos	Laps	Race Time	Behind	Fast Lap	Average Top 5	Top 10	Top 15	Q#
	Diaz, Reuben	3	1	12	5:09.154		24.292	24.912	25.609		2
	Spallone, Dustin	5	2	12	5:12.723	3.569	24.820	24.901	25.831		1
	Biggs, Patrick	2	3	11	5:15.547		27.152	27.417	28.302		3
	Lee, Pak	1	4	11	5:23.995	8.448	26.086	27.301	29.317		5
	Wise, Chris	4	5	10	5:06.577		25.868	27.873			4

Car#	1	2	3	4	5	6	7	8	9	10
	Lee	Biggs	Diaz	Wise	Spallone					
1.	3/30.820	4/32.523	1/25.063	5/33.246	2/25.124					
2.	5/34.425	3/27.303	1/24.292	4/27.296	2/24.965					
3.	5/27.502	3/27.387	1/25.178	4/30.337	2/28.123					
4.	5/32.303	3/28.396	1/27.510	4/33.315	2/25.349					
5.	5/28.889	3/27.594	1/24.975	4/25.868	2/25.072					
6.	5/28.610	3/27.841	1/24.800	4/29.790	2/24.893					
7.	5/27.595	3/31.028	1/25.315	4/26.297	2/28.231					
8.	5/28.670	3/27.152	1/28.003	4/30.112	2/24.820					
9.	4/26.086	3/30.460	1/25.330	5/39.397	2/24.942					
10.	4/26.714	3/28.213	1/25.703	5/30.919	2/29.287					
11.	4/32.381	3/27.650	1/25.334		2/24.883					
12.			1/27.651		2/27.034					

Electric Buggy (A Main)

Top Qualifier is Davila, Daniel 12/5: 06.159 (Rnd 2)



Round 3

7

Coral Springs Race Day

Ser#42318

Timing and Scoring by www.RCScoringPro.com

Sponsor	Driver Name	Car	Pos	Laps	Race Time	Behind	Fast Lap	Average Top 5	Top 10	Top 15	Q#
	Laos, "PacMan" Christopher	3	1	25	10:11.918		23.824	23.964	24.097	24.208	2
	Paulins, Matt	4	2	24	10:03.964		23.800	23.918	24.061	24.266	5
	Kretzschmar, Loren	6	3	24	10:15.259	11.295	23.772	24.228	24.529	24.755	3
	Garcia, Nelson	2	4	23	10:03.044		24.232	24.587	24.855	25.112	4
	Davila, Daniel	1	5	22	9:25.585		23.453	23.861	24.128	24.399	1
	Large, Scott	9	6	22	10:17.149	51.564	24.636	25.296	25.712	26.096	Bump
	Honcho, Mke	10	7	21	10:22.813		25.486	26.157	26.980	27.947	Bump
	Bankin, Max	5	8	14	6:18.825		24.242	24.668	25.630		6
	Gardner, Joel	7	9	13	5:55.644		24.972	25.385	26.541		7
	Gibson, Adrian	8	10	11	4:58.773		24.098	25.123	26.703		9

Car#	1	2	3	4	5	6	7	8	9	10
	Davila	Garcia	Laos	Paulins	Bankin	Kretzschmar	Gardner	Gibson	Large	Honcho
1.	4/25.252	5/25.475	1/23.468	3/24.641	7/28.531	2/23.995	6/27.182	10/31.747	9/31.400	8/30.663
2.	3/24.942	4/25.122	1/24.165	2/23.879	5/24.665	6/29.982	9/32.785	8/27.642	7/26.288	10/31.238
3.	3/24.601	4/25.078	1/24.448	2/24.065	6/26.739	5/24.680	8/25.303	10/29.706	7/25.585	9/25.626
4.	3/24.362	4/24.411	1/24.935	2/25.957	6/24.613	5/23.772	8/25.644	10/24.098	7/24.636	9/25.486
5.	3/24.161	4/24.232	1/23.880	2/23.800	6/24.658	5/24.504	8/24.972	10/29.782	7/24.770	9/26.924
6.	3/23.692	4/25.147	1/23.824	2/23.949	6/25.584	5/25.102	8/26.395	10/24.976	7/26.283	9/26.752
7.	2/24.298	5/28.266	1/24.113	3/25.473	6/24.242	4/23.913	7/25.078	10/25.995	8/30.922	9/27.181
8.	2/23.453	6/28.481	1/24.605	3/24.361	5/26.108	4/24.653	7/25.929	8/28.288	9/32.792	10/34.083
9.	2/25.253	6/25.007	1/24.667	3/24.399	5/25.203	4/25.025	7/27.983	8/25.436	9/26.136	10/26.922
10.	3/24.821	6/25.342	1/24.053	2/24.123	5/25.160	4/25.527	7/26.383	8/25.278	9/25.679	10/29.503
11.	2/24.550	5/24.660	1/23.950	3/26.799	6/29.368	4/25.109	7/30.233	8/25.825	9/30.360	10/36.172
12.	3/27.224	5/26.357	1/24.252	2/24.454	6/35.052	4/25.498	7/27.491		8/26.396	9/33.368
13.	2/24.279	5/25.978	1/24.237	3/26.041	6/29.575	4/25.408	7/30.266		8/28.565	9/30.828
14.	3/27.426	5/27.976	1/25.997	2/24.099	6/29.327	4/29.276			7/26.306	8/28.155
15.	2/24.490	5/24.792	1/24.500	3/26.999		4/25.535			6/32.456	7/28.858
16.	2/24.135	5/29.035	1/24.905	3/28.762		4/26.479			6/26.170	7/33.333
17.	2/25.877	5/25.336	1/24.381	3/25.635		4/24.298			6/25.877	7/25.999
18.	2/23.863	5/32.121	1/25.300	3/24.291		4/24.923			6/25.809	7/28.885
19.	2/25.655	5/25.280	1/24.775	3/24.241		4/25.111			6/26.765	7/35.988
20.	2/26.143	5/26.201	1/25.406	3/26.002		4/24.763			6/35.431	7/27.899
21.	2/25.090	5/28.649	1/24.312	3/24.683		4/25.306			6/32.345	7/28.950
22.	4/42.018	5/25.257	1/24.335	2/29.145		3/31.433			6/26.178	
23.		4/24.841	1/24.738	2/24.271		3/26.206				
24.			1/24.184	2/23.895		3/24.761				
25.			1/24.488							

Nitro Buggy (A Main)

Top Qualifier is Lopez, Jader 12/5: 01.337 (Rnd 2)


Round 3

8

Coral Springs Race Day

Ser#42318

Timing and Scoring by www.RCScoringPro.com

Sponsor	Driver Name	Car	Pos	Laps	Race Time	Behind	Fast Lap	Average Top 5	Top 10	Top 15	Q#
	Lopez, Jader	6	1	36	15:31.167		23.371	23.548	23.710	23.879	1
	Gibson, Adrian	5	2	34	15:11.890		24.199	25.085	25.434	25.654	2
	Cox, Joshua	4	3	34	15:30.464	18.574	24.634	24.909	25.261	25.497	3
	Lee, Pak	3	4	32	15:29.909		26.409	26.750	26.947	27.138	4
	Large, Scott	2	5	26	13:36.623		24.023	25.886	26.808	27.685	5
	Laos, "PacMan" Christopher	1	6	0							6

Car#	1 Laos	2 Large	3 Lee	4 Cox	5 Gibson	6 Lopez	7	8	9	10
1.		3/28.185	5/32.155	4/30.124	2/25.489	1/22.390				
2.		3/25.824	5/27.301	4/25.833	2/25.335	1/23.723				
3.		3/29.638	5/26.967	4/27.981	2/25.663	1/24.424				
4.		4/31.118	5/29.934	3/26.696	2/24.199	1/23.696				
5.		4/26.784	5/26.414	3/25.210	2/26.218	1/23.760				
6.		5/29.286	4/27.551	3/26.211	2/25.311	1/23.637				
7.		5/28.274	4/28.609	3/25.810	2/25.662	1/23.535				
8.		4/30.449	5/33.251	3/26.752	2/26.457	1/23.500				
9.		4/26.656	5/27.196	3/25.599	2/28.449	1/27.080				
10.		4/29.503	5/30.108	3/25.732	2/25.225	1/23.939				
11.		5/60.070	4/31.938	3/24.634	2/26.069	1/23.371				
12.		5/27.595	4/27.006	3/25.998	2/28.347	1/24.306				
13.		5/35.494	4/32.064	2/25.083	3/29.475	1/24.505				
14.		5/32.646	4/27.195	2/24.820	3/26.349	1/24.090				
15.		5/26.658	4/27.164	3/27.448	2/25.355	1/25.804				
16.		5/28.951	4/33.126	3/29.158	2/28.236	1/24.093				
17.		5/29.825	4/28.672	3/32.563	2/25.994	1/24.064				
18.		5/26.267	4/31.801	2/27.019	3/41.026	1/26.569				
19.		5/27.167	4/26.952	2/27.032	3/26.274	1/53.694				
20.		5/50.247	4/30.987	2/32.306	3/27.182	1/24.742				
21.		5/24.023	4/27.150	3/27.121	2/26.811	1/24.396				
22.		5/34.733	4/27.410	3/30.149	2/25.632	1/24.624				
23.		5/28.828	4/28.620	3/29.677	2/26.122	1/24.567				
24.		5/30.322	4/27.015	3/25.758	2/26.389	1/23.877				
25.		5/36.581	4/26.409	3/25.133	2/26.595	1/25.022				
26.		5/31.499	4/27.601	3/24.875	2/26.715	1/24.368				
27.			4/28.720	3/26.330	2/26.109	1/24.230				
28.			4/27.745	3/28.103	2/26.156	1/25.951				
29.			4/32.983	3/28.087	2/26.009	1/25.451				
30.			4/29.085	3/25.770	2/26.371	1/26.446				
31.			4/28.773	3/25.989	2/26.759	1/27.886				
32.			4/32.007	3/32.074	2/26.790	1/24.528				
33.				3/26.732	2/25.962	1/25.002				
34.				3/32.657	2/27.155	1/32.578				
35.						1/25.332				
36.						1/31.987				