

Electric Buggy

Top Qualifier is Laos, "PacMan" Christopher 16/7: 08.974 (Rnd 1)

Round 1

2

Coral Springs Race Day

Ser#42318

Timing and Scoring by www.RCScoringPro.com

Sponsor	Driver Name	Car	Pos	Laps	Race Time	Behind	Fast Lap	Average Top 5	Top 10	Top 15	Q#
	Cook, Ayrton	5	1	16	7:19.447		25.501	25.840	26.187	27.083	2
	Maclellan, Alex	6	2	15	7:00.536		26.514	26.757	27.033	28.036	3
	Paulins, Matt	1	3	15	7:08.661	8.125	26.347	26.775	27.161	28.577	5
	Garcia, Nelson	4	4	15	7:12.296	11.760	27.234	27.431	27.688	28.820	6
	Cooper, Jared	2	5	15	7:18.683	18.147	27.377	27.661	28.312	29.246	7
	Jacobs, Rick	9	6	15	7:24.543	24.007	27.639	28.034	28.567	29.636	10
	Chavez, Daniel	3	7	15	7:32.008	31.472	24.863	25.224	25.710	30.134	13
	Bankin, Max	8	8	10	5:06.414		27.934	28.995	30.641		17
	Dominguez, Pedro	7	9	2	1:27.319		42.737				18



Car#	1	2	3	4	5	6	7	8	9	10
	Paulins	Cooper	Chavez	Garcia	Cook	Maclellan	Dominguez.Ped	Bankin	Jacobs	
1.	3/27.499	4/28.048	1/27.162	2/27.262	8/33.206	5/28.097	9/42.737	7/31.977	6/29.356	
2.	3/27.448	5/29.808	1/24.863	2/27.234	6/28.509	4/27.723	9/44.582	7/29.876	8/33.447	
3.	6/33.956	5/30.603	1/26.527	2/27.951	4/25.514	3/27.913		7/30.208	8/29.377	
4.	5/32.058	7/33.235	1/25.801	4/33.915	3/27.526	2/27.635		6/28.950	8/29.521	
5.	5/28.085	6/27.606	1/27.355	4/27.529	3/26.926	2/26.903		8/32.937	7/29.431	
6.	5/27.185	6/28.494	1/25.024	4/28.099	3/25.891	2/26.917		8/27.934	7/28.208	
7.	5/29.239	6/28.307	1/25.334	4/32.857	3/26.305	2/26.780		8/30.622	7/28.187	
8.	4/26.347	6/28.467	1/26.294	5/28.519	3/31.627	2/27.121		8/28.007	7/28.609	
9.	4/28.656	6/27.442	1/25.507	5/27.813	3/27.911	2/26.514		8/34.878	7/28.366	
10.	4/26.740	6/29.739	1/30.730	5/27.418	3/26.540	2/27.382		8/31.025	7/36.401	
11.	4/27.225	6/27.377	1/26.256	5/28.107	2/26.265	3/37.748			7/28.727	
12.	6/33.143	5/27.832	1/26.098	4/27.757	2/26.623	3/28.728			7/29.435	
13.	4/26.862	6/30.969	1/25.392	5/30.743	2/25.501	3/27.452			7/27.639	
14.	4/27.476	6/30.060	3/58.729	5/29.379	1/28.800	2/26.953			7/27.769	
15.	3/26.742	5/30.696	7/50.936	4/27.713	1/26.273	2/26.670			6/30.070	
16.					1/26.030					

Top Qualifiers	Qual#	Laps	Race Time (Difference)	Round	Race	Pos in Race	Fast Lap
Laos, "PacMan" Christopher	1	16	7:08.974	1	1	1	26.081
Cook, Ayrton	2	16	7:19.447 10.47	1	2	1	25.501
Maclellan, Alex	3	15	7:00.536	1	2	2	26.514
Kretzschmar, Loren	4	15	7:01.767 1.231	1	1	2	26.458
Paulins, Matt	5	15	7:08.661 6.894	1	2	3	26.347
Garcia, Nelson	6	15	7:12.296 3.635	1	2	4	27.234
Cooper, Jared	7	15	7:18.683 6.387	1	2	5	27.377
Perez, Luis	8	15	7:20.693 2.010	1	1	3	26.222
Baio, Joe	9	15	7:21.599 0.906	1	1	4	28.453
Jacobs, Rick	10	15	7:24.543 2.944	1	2	6	27.639

Coral Springs Race Day

Ser#42318

Timing and Scoring by www.RCScoringPro.com

Sponsor	Driver Name	Car	Pos	Laps	Race Time	Behind	Fast Lap	Average Top 5	Top 10	Top 15	Q#
	Lopez, Jader	5	1	16	7:10.334		25.745	25.967	26.069	26.452	1
	Perez, Luis	8	2	16	7:19.442	9.108	26.065	26.432	26.652	27.194	2
	Laos, "PacMan" Christopher	7	3	15	7:20.250		26.235	26.968	27.620	29.350	3
	Cox, Joshua	3	4	15	7:29.444	9.194	27.633	28.367	28.850	29.963	4
	Romano, Robert	4	5	11	5:31.606		27.399	27.930	29.465		5
	Vasan, Sebastian	2	6	10	4:30.604		26.083	26.404	27.060		6
	Davila, Daniel	6	7	6	2:48.919		26.476	26.875			7
	Scallo, Anthony	1	8	0							8

Car#	1	2	3	4	5	6	7	8	9	10
	Scallo	Vasan	Cox	Romano	Lopez	Davila	Laos	Perez		
1.		3/28.772	5/33.057	7/36.957	6/33.552	2/27.284	4/30.780	1/26.700		
2.		3/26.643	6/28.662	7/32.574	5/26.054	2/26.733	4/28.013	1/26.227		
3.		3/26.879	5/30.049	7/27.955	4/26.076	2/26.865	6/36.157	1/26.739		
4.		3/29.464	5/29.385	7/27.399	4/26.248	2/26.476	6/27.291	1/26.500		
5.		3/26.090	7/33.528	6/29.745	4/28.978	2/27.019	5/27.319	1/26.668		
6.		2/26.734	7/30.056	6/29.345	3/26.253	4/34.542	5/27.632	1/26.065		
7.		2/26.568	6/33.924	5/27.566	3/26.090		4/28.855	1/26.904		
8.		2/26.736	6/28.640	5/27.564	3/27.221		4/26.531	1/27.382		
9.		2/26.635	6/28.211	5/34.061	3/25.978		4/27.464	1/29.568		
10.		1/26.083	6/28.895	5/29.168	2/26.336		4/27.657	3/31.538		
11.			5/29.129	4/29.272	1/25.745		3/31.916	2/27.112		
12.			4/27.633		1/26.515		3/33.740	2/28.079		
13.			4/29.209		1/27.041		3/29.207	2/26.732		
14.			4/28.688		1/26.021		3/26.235	2/26.873		
15.			4/30.378		1/26.190		3/31.453	2/28.593		
16.					1/26.036			2/27.762		

Top Qualifiers	Qual#	Laps	Race Time (Difference)	Round	Race	Pos in Race	Fast Lap
Lopez, Jader	1	16	7:10.334	1	3	1	25.745
Perez, Luis	2	16	7:19.442 9.108	1	3	2	26.065
Laos, "PacMan" Christopher	3	15	7:20.250	1	3	3	26.235
Cox, Joshua	4	15	7:29.444 9.194	1	3	4	27.633
Romano, Robert	5	11	5:31.606	1	3	5	27.399
Vasan, Sebastian	6	10	4:30.604	1	3	6	26.083
Davila, Daniel	7	6	2:48.919	1	3	7	26.476
Scallo, Anthony	8	0		1	3	8	

4WD Short Course

Round 1

4

Coral Springs Race Day

Ser#42318

Timing and Scoring by www.RCScoringPro.com

Sponsor	Driver Name	Car	Pos	Laps	Race Time	Behind	Fast Lap	Average Top 5	Top 10	Top 15	Q#
	Paulins, Matt	2	1	10	5:03.238		27.594	28.475	30.324		1
	Baio, Joe	5	2	10	5:08.840	5.602	28.663	29.160	30.884		2
	Bankin, Max	6	3	10	5:11.992	8.754	27.910	28.934	31.199		3
	Farinas, Chris	1	4	9	5:11.255		30.306	31.999			4
	Maclellan, Alex	3	5	6	5:01.837		27.139	32.691			5
	Cooper, Jared	4	6	0							6

Car#	1	2	3	4	5	6	7	8	9	10
	Farinas	Paulins	Maclellan	Cooper	Baio	Bankin				
1.	4/35.748	2/30.613	1/29.679		3/33.606	5/37.458				
2.	5/35.956	2/27.594	1/27.139		3/31.711	4/29.076				
3.	5/32.242	2/30.639	1/30.488		3/30.362	4/34.662				
4.	5/32.401	1/30.576	4/46.668		2/29.378	3/28.605				
5.	4/31.538	2/35.317	5/138.382		1/29.422	3/30.419				
6.	4/30.306	2/33.718	5/29.481		1/28.989	3/31.231				
7.	4/33.984	2/28.470			1/29.652	3/27.910				
8.	4/45.571	2/28.759			1/28.663	3/28.661				
9.	4/33.509	1/28.995			3/37.708	2/30.995				
10.		1/28.557			2/29.349	3/32.975				

Top Qualifiers		Qual#	Laps	Race Time (Difference)		Round	Race	Pos in Race	Fast Lap
	Paulins, Matt	1	10	5:03.238		1	4	1	27.594
	Baio, Joe	2	10	5:08.840	5.602	1	4	2	28.663
	Bankin, Max	3	10	5:11.992	3.152	1	4	3	27.910
	Farinas, Chris	4	9	5:11.255		1	4	4	30.306
	Maclellan, Alex	5	6	5:01.837		1	4	5	27.139
	Cooper, Jared	6	0			1	4	6	

13.5 4WD Buggy


Round 1

5

Coral Springs Race Day

Ser#42318

Timing and Scoring by www.RCScoringPro.com

Sponsor	Driver Name	Car	Pos	Laps	Race Time	Behind	Fast Lap	Average Top 5	Top 10	Top 15	Q#
	Cox, Joshua	2	1	11	5:15.477		28.012	28.179	28.548		1
	Spallone, Dustin	1	2	11	5:16.754	1.277	27.885	28.098	28.550		2
	Garcia, Nelson	3	3	11	5:25.675	10.198	27.776	28.306	29.029		3
	Hammond, Glenn	7	4	10	5:09.817		29.395	29.992	30.982		4
	Kretzschmar, Loren	5	5	10	5:11.691	1.874	28.838	29.526	31.169		5
	Jones, Jeff	6	6	9	5:03.204		30.681	32.428			6
	Dominguez, Pedro	4	7	9	5:34.772	31.568	32.589	33.826			7
	St.Germain, Keenan	8	8	3	4:30.774		88.184				8

Car# 1	2	3	4	5	6	7	8	9	10
Spallone	Cox	Garcia	Dominguez.Ped	Kretzschmar	Jones	Hammond	StGermain		
1. 2/28.453	3/29.305	1/28.091	5/33.059	7/37.151	6/34.963	4/29.709	8/88.184		
2. 3/31.251	1/28.041	2/29.922	6/34.832	5/29.261	7/34.945	4/32.598	8/94.231		
3. 3/27.885	2/28.986	1/27.776	7/39.144	5/29.827	6/35.021	4/30.194	8/88.359		
4. 2/28.712	1/28.464	3/35.384	7/32.589	5/28.838	6/33.816	4/30.997			
5. 2/29.179	1/28.012	3/28.911	7/33.866	5/30.380	6/31.691	4/29.395			
6. 2/28.354	1/28.491	3/29.027	7/40.620	5/30.277	6/36.137	4/32.768			
7. 2/28.792	1/29.996	3/30.865	7/45.624	5/33.339	6/34.485	4/31.526			
8. 2/27.975	1/28.706	3/28.056	7/40.255	5/29.428	6/31.465	4/30.751			
9. 2/28.045	1/28.063	3/28.694	7/34.783	5/30.837	6/30.681	4/29.910			
10. 2/29.876	1/28.314	3/29.629		5/32.353		4/31.969			
11. 2/28.232	1/29.099	3/29.320							

Top Qualifiers	Qual#	Laps	Race Time (Difference)	Round	Race	Pos in Race	Fast Lap
Cox, Joshua	1	11	5:15.477	1	5	1	28.012
Spallone, Dustin	2	11	5:16.754 1.277	1	5	2	27.885
Garcia, Nelson	3	11	5:25.675 8.921	1	5	3	27.776
Hammond, Glenn	4	10	5:09.817	1	5	4	29.395
Kretzschmar, Loren	5	10	5:11.691 1.874	1	5	5	28.838
Jones, Jeff	6	9	5:03.204	1	5	6	30.681
Dominguez, Pedro	7	9	5:34.772 31.56	1	5	7	32.589
St.Germain, Keenan	8	3	4:30.774	1	5	8	88.184

13.5 4WD Buggy

Top Qualifier is Cox, Joshua 11/5: 15.477 (Rnd 1)

Round 1

6

Coral Springs Race Day

Ser#42318

Timing and Scoring by www.RCScoringPro.com

Sponsor	Driver Name	Car	Pos	Laps	Race Time	Behind	Fast Lap	Average Top 5	Top 10	Top 15	Q#
	Hutton, Jonathan	1	1	11	5:26.909		28.174	28.515	29.206		4
	Jacobs, Rick	4	2	11	5:32.220	5.311	28.091	28.520	29.706		5
	Bilogan, Steve	3	3	10	5:06.541		28.474	29.157	30.654		6
	Serio, Phil	2	4	10	5:07.750	1.209	29.592	29.907	30.775		7
	St. Germain, Andy	5	5	9	5:31.204		31.601	33.040			11
	Allen, Tom	6	6	7	5:09.182		27.526	28.873			13
	St. Germain, Keenan	7	7	0							

Car#	1	2	3	4	5	6	7	8	9	10
	Hutton	Serio	Bilogan	Jacobs	StGermain	Allen	StGermain			
1.	2/28.702	5/34.172	6/39.405	3/29.266	4/34.168	1/27.941				
2.	2/34.851	3/30.414	4/29.112	1/33.474	5/37.815	6/130.453				
3.	2/28.668	3/30.721	4/30.145	1/28.867	5/32.899	6/34.362				
4.	1/28.513	3/30.194	4/29.156	2/29.291	5/31.601	6/33.040				
5.	1/28.174	4/31.885	3/28.474	2/29.660	5/34.171	6/28.332				
6.	2/30.025	4/29.946	3/30.547	1/28.091	5/39.795	6/27.528				
7.	2/30.582	3/29.592	4/30.665	1/29.064	5/37.852	6/27.526				
8.	2/28.516	3/29.803	4/29.373	1/28.418	5/50.542					
9.	2/30.226	4/30.002	3/29.672	1/28.161	5/32.361					
10.	2/29.065	4/31.021	3/29.992	1/32.767						
11.	1/29.587			2/35.161						

Top Qualifiers	Qual#	Laps	Race Time (Difference)	Round	Race	Pos in Race	Fast Lap
Cox, Joshua	1	11	5:15.477	1	5	1	28.012
Spallone, Dustin	2	11	5:16.754 1.277	1	5	2	27.885
Garcia, Nelson	3	11	5:25.675 8.921	1	5	3	27.776
Hutton, Jonathan	4	11	5:26.909 1.234	1	6	1	28.174
Jacobs, Rick	5	11	5:32.220 5.311	1	6	2	28.091
Bilogan, Steve	6	10	5:06.541	1	6	3	28.474
Serio, Phil	7	10	5:07.750 1.209	1	6	4	29.592
Hammond, Glenn	8	10	5:09.817 2.067	1	5	4	29.395
Kretzschmar, Loren	9	10	5:11.691 1.874	1	5	5	28.838
Jones, Jeff	10	9	5:03.204	1	5	6	30.681

Mod 4WD Buggy

Round 1



Coral Springs Race Day

Ser#42318

Timing and Scoring by www.RCScorePro.com

Sponsor	Driver Name	Car	Pos	Laps	Race Time	Behind	Fast Lap	Average Top 5	Top 10	Top 15	Q#
	Davila, Daniel	5	1	12	5:25.856		26.162	26.327	26.721		1
	Berdelsen, John	9	2	11	5:16.011		26.543	26.789	28.417		2
	Bengtson, Dave	3	3	11	5:18.146	2.135	28.128	28.448	28.866		3
	Gibson, Adrian	4	4	10	5:01.323		28.304	28.657	30.132		4
	Hernandez, Johnathan	6	5	9	5:01.685		29.253	29.905			5
	Blume, Richard	7	6	8	5:04.293		34.347	36.238			6
	Hammond, Glenn	10	7	7	3:41.921		29.420	31.139			7
	Romano, Robert	2	8	3	1:35.934		30.134				8
	Bankin, Max	1	9	1	0:40.427		40.427				9
	Honcho, Mke	8	10	0							10

Car#	1	2	3	4	5	6	7	8	9	10
	Bankin	Romano	Bengtson	Gibson	Davila	Hernandez	Blume	Honcho	Berdelsen	Hammond
1.	9/40.427	4/30.134	3/29.097	2/28.336	1/27.430	5/30.769	8/38.071		7/31.841	6/31.291
2.		7/34.583	2/28.177	3/29.699	1/26.557	6/30.585	8/34.347		4/26.872	5/29.420
3.		7/31.217	3/29.484	5/34.598	1/27.158	6/34.496	8/38.069		2/26.543	4/30.411
4.			3/28.518	6/33.774	1/26.413	5/29.253	7/45.229		2/26.888	4/32.615
5.			3/29.031	4/28.914	1/26.463	6/38.252	7/39.801		2/26.547	5/32.440
6.			3/29.300	4/29.365	1/26.217	6/38.287	7/36.288		2/27.097	5/32.133
7.			3/29.174	4/28.505	1/26.162	6/29.572	7/36.314		2/29.148	5/33.611
8.			3/28.128	4/30.604	1/30.474	5/41.123	6/36.174		2/30.030	
9.			3/29.430	4/29.224	1/26.381	5/29.348			2/30.837	
10.			3/29.419	4/28.304	1/27.032				2/29.617	
11.			3/28.388		1/27.402				2/30.591	
12.					1/28.167					

Top Qualifiers	Qual#	Laps	Race Time (Difference)	Round	Race	Pos in Race	Fast Lap
Davila, Daniel	1	12	5:25.856	1	7	1	26.162
Berdelsen, John	2	11	5:16.011	1	7	2	26.543
Bengtson, Dave	3	11	5:18.146	2.135	1	7	28.128
Gibson, Adrian	4	10	5:01.323	1	7	4	28.304
Hernandez, Johnathan	5	9	5:01.685	1	7	5	29.253
Blume, Richard	6	8	5:04.293	1	7	6	34.347
Hammond, Glenn	7	7	3:41.921	1	7	7	29.420
Romano, Robert	8	3	1:35.934	1	7	8	30.134
Bankin, Max	9	1	40.427	1	7	9	40.427
Honcho, Mike	10	0		1	7	10	

Electric Buggy

Top Qualifier is Laos, "PacMan" Christopher 16/7: 08.974 (Rnd 1)

Round 2

1

Coral Springs Race Day

Ser#42318

Timing and Scoring by www.RCScoringPro.com

Sponsor	Driver Name	Car	Pos	Laps	Race Time	Behind	Fast Lap	Average Top 5	Top 10	Top 15	Q#
	Laos, "PacMan" Christopher	10	1	16	7:04.178		25.710	25.814	26.000	26.401	1
	Perez, Luis	7	2	16	7:22.143	17.965	25.704	26.088	26.588	27.293	3
	Gibson, Adrian	1	3	15	7:18.452		27.394	27.992	28.322	29.230	8
	Baio, Joe	6	4	14	7:06.067		28.801	29.189	29.435		10
	Bilogan, Steve	8	5	14	7:16.288	10.221	28.197	28.961	29.838		12
	Blume, Richard	2	6	13	7:20.904		29.331	30.711	32.295		16
	Honcho, Mke	5	7	13	7:24.689	3.785	31.143	31.363	32.837		15
	Hernandez, Johnathan	4	8	10	5:02.930		27.938	28.532	30.293		13
	Kretzschmar, Loren	3	9	2	1:03.489		29.995				5
	Scallo, Anthony	9	10	0							

Car#	1	2	3	4	5	6	7	8	9	10
	Gibson	Blume	Kretzschmar	Hernandez	Honcho	Baio	Perez	Bilogan	Scallo	Laos
1.	6/31.359	9/42.568	7/33.494	4/30.102	8/38.578	3/29.480	2/28.743	5/30.921		1/27.927
2.	6/30.698	9/31.744	7/29.995	5/31.405	8/31.613	3/30.076	2/28.110	4/30.181		1/25.710
3.	6/34.001	8/37.076		3/27.938	7/32.923	4/30.939	2/27.941	5/32.089		1/26.307
4.	6/28.978	8/33.124		3/27.944	7/31.551	4/29.242	2/25.704	5/28.287		1/27.163
5.	5/28.315	8/31.295		4/32.584	7/31.143	3/28.801	2/25.750	6/32.211		1/25.841
6.	4/28.990	8/31.719		6/35.126	7/36.717	3/30.900	2/26.705	5/30.640		1/26.145
7.	3/28.368	8/34.548		4/27.950	7/36.074	5/37.436	2/26.108	6/36.738		1/26.969
8.	3/27.394	7/29.331		4/30.013	8/41.021	5/29.265	2/27.193	6/35.986		1/26.848
9.	3/28.300	7/30.990		4/31.054	8/35.137	5/32.447	2/27.084	6/29.727		1/25.799
10.	3/28.012	7/32.905		4/28.814	8/31.192	5/29.406	2/27.363	6/28.197		1/26.066
11.	3/28.019	6/37.320			7/34.608	4/29.724	2/32.746	5/28.942		1/25.807
12.	3/28.234	6/30.221			7/32.814	4/29.377	2/26.959	5/32.977		1/25.914
13.	3/29.523	6/38.063			7/31.318	4/29.259	2/26.172	5/29.653		1/28.166
14.	3/29.651					4/29.715	2/28.080	5/29.739		1/26.433
15.	3/28.610						2/26.840			1/25.981
16.							2/30.645			1/27.102

Top Qualifiers	Qual#	Laps	Race Time (Difference)	Round	Race	Pos in Race	Fast Lap
Laos, "PacMan" Christopher	1	16	7:04.178	2	1	1	25.710
Cook, Ayrton	2	16	7:19.447 15.26	1	2	1	25.501
Perez, Luis	3	16	7:22.143 2.696	2	1	2	25.704
MacLellan, Alex	4	15	7:00.536	1	2	2	26.514
Kretzschmar, Loren	5	15	7:01.767 1.231	1	1	2	26.458
Paulins, Matt	6	15	7:08.661 6.894	1	2	3	26.347
Garcia, Nelson	7	15	7:12.296 3.635	1	2	4	27.234
Gibson, Adrian	8	15	7:18.452 6.156	2	1	3	27.394
Cooper, Jared	9	15	7:18.683 0.231	1	2	5	27.377
Baio, Joe	10	15	7:21.599 2.916	1	1	4	28.453

Electric Buggy

Top Qualifier is Laos, "PacMan" Christopher 16/7: 04.178 (Rnd 2)

Round 2

2

Coral Springs Race Day

Ser#42318

Timing and Scoring by www.RCScoringPro.com

Sponsor	Driver Name	Car	Pos	Laps	Race Time	Behind	Fast Lap	Average Top 5	Top 10	Top 15	Q#
	Cook, Ayrton	5	1	16	7:02.149		25.003	25.438	25.760	26.061	1
	Garcia, Nelson	4	2	16	7:26.370	24.221	26.247	26.620	27.121	27.662	4
	Paulins, Matt	1	3	16	7:29.403	27.254	25.490	26.266	26.642	27.585	5
	Jacobs, Rick	9	4	15	7:07.932		26.708	27.235	27.802	28.529	8
	Cooper, Jared	2	5	15	7:25.603	17.671	26.153	26.708	27.808	29.707	10
	Chavez, Daniel	3	6	15	7:29.767	21.835	25.078	25.870	26.918	29.984	14
	MacLellan, Alex	6	7	8	3:45.612		26.436	26.662			6
	Bankin, Max	8	8	3	1:26.684		27.723				18
	Dominguez, Pedro	7	9	3	1:56.666	29.982	32.263				19

Car#	1	2	3	4	5	6	7	8	9	10
	Paulins	Cooper	Chavez	Garcia	Cook	MacLellan	Dominguez.Ped	Bankin	Jacobs	
1.	3/26.825	9/36.809	6/29.322	4/26.925	2/26.682	1/26.436	8/32.263	7/29.822	5/28.452	
2.	4/28.153	8/27.205	7/31.711	2/26.520	1/26.370	3/28.075	9/46.947	6/27.723	5/28.351	
3.	4/30.288	8/29.823	7/28.237	3/29.754	1/25.398	2/26.608	9/37.456	5/29.139	6/31.002	
4.	6/35.622	7/34.580	5/30.529	2/27.728	1/25.003	3/36.463			4/29.969	
5.	6/27.525	7/28.563	5/26.330	2/28.673	1/26.834	4/27.766			3/27.422	
6.	5/26.606	7/26.872	6/30.211	2/28.006	1/31.238	3/26.522			4/28.846	
7.	4/26.102	7/26.256	6/27.478	2/27.388	1/26.109	3/27.102			5/29.112	
8.	4/25.490	7/28.716	6/30.214	2/28.110	1/25.570	3/26.640			5/27.451	
9.	3/28.476	6/27.056	5/25.949	2/27.633	1/25.558				4/28.259	
10.	3/26.433	6/26.153	4/26.513	2/29.178	1/25.700				5/28.049	
11.	3/26.903	6/36.227	4/25.078	2/27.503	1/25.660				5/27.298	
12.	2/26.807	6/30.089	4/28.279	3/27.859	1/26.242				5/30.981	
13.	3/31.041	6/29.288	2/26.396	4/31.436	1/26.781				5/28.735	
14.	3/26.698	6/29.579	2/25.597	4/26.333	1/26.647				5/27.297	
15.	3/27.030	5/28.387	6/57.923	2/26.247	1/26.156				4/26.708	
16.	3/29.404			2/27.077	1/26.201					

Top Qualifiers	Qual#	Laps	Race Time (Difference)	Round	Race	Pos in Race	Fast Lap
Cook, Ayrton	1	16	7:02.149	2	2	1	25.003
Laos, "PacMan" Christopher	2	16	7:04.178 2.029	2	1	1	25.710
Perez, Luis	3	16	7:22.143 17.96	2	1	2	25.704
Garcia, Nelson	4	16	7:26.370 4.227	2	2	2	26.247
Paulins, Matt	5	16	7:29.403 3.033	2	2	3	25.490
MacLellan, Alex	6	15	7:00.536	1	2	2	26.514
Kretschmar, Loren	7	15	7:01.767 1.231	1	1	2	26.458
Jacobs, Rick	8	15	7:07.932 6.165	2	2	4	26.708
Gibson, Adrian	9	15	7:18.452 10.52	2	1	3	27.394
Cooper, Jared	10	15	7:18.683 0.231	1	2	5	27.377

Nitro Buggy

Top Qualifier is Lopez, Jader 16/7: 10.334 (Rnd 1)

Round 2

3

Coral Springs Race Day

Ser#42318

Timing and Scoring by www.RCScoringPro.com

Sponsor	Driver Name	Car	Pos	Laps	Race Time	Behind	Fast Lap	Average Top 5	Top 10	Top 15	Q#
	Lopez, Jader	5	1	17	7:26.132		25.241	25.575	25.800	26.074	1
	Laos, "PacMan" Christopher	7	2	16	7:21.896		26.061	26.231	26.569	27.302	3
	Vasan, Sebastian	2	3	16	7:26.608	4.712	25.850	26.178	26.687	27.626	4
	Davila, Daniel	6	4	15	6:48.534		26.069	26.209	26.492	27.236	5
	Cox, Joshua	3	5	15	7:18.076	29.542	27.361	28.064	28.569	29.205	6
	Romano, Robert	4	6	14	6:53.131		26.134	26.860	27.545		7
	Perez, Luis	8	7	8	3:39.885		26.434	26.840			2
	Scallo, Anthony	1	8	0							

Car# 1	2	3	4	5	6	7	8	9	10
Scallo	Vasan	Cox	Romano	Lopez	Davila	Laos	Perez		
1.	7/32.215	5/28.804	6/29.102	1/25.608	4/28.262	2/26.821	3/27.484		
2.	7/29.376	6/29.138	5/27.280	1/25.877	4/27.737	2/26.928	3/26.434		
3.	7/26.483	6/27.361	5/28.465	1/26.082	4/26.434	3/26.926	2/26.754		
4.	7/26.814	6/28.316	5/28.081	1/26.256	4/26.958	2/26.185	3/27.057		
5.	6/29.307	5/28.932	7/31.694	1/25.241	4/28.591	2/26.126	3/27.855		
6.	7/31.198	6/31.975	5/27.144	1/25.888	3/26.253	2/26.061	4/29.436		
7.	6/25.850	7/28.421	5/27.192	1/27.839	2/26.826	3/32.373	4/26.471		
8.	5/25.939	6/30.164	7/35.580	1/26.727	2/26.213	3/27.132	4/28.394		
9.	4/27.480	5/27.556	6/26.679	1/26.402	2/26.782	3/32.100			
10.	4/26.946	6/29.164	5/28.221	1/26.140	2/26.454	3/29.661			
11.	4/29.445	6/29.507	5/26.134	1/27.007	2/26.078	3/26.495			
12.	4/27.003	6/30.612	5/27.151	1/25.473	2/26.069	3/26.882			
13.	4/26.262	5/28.667	6/39.568	1/27.177	2/31.053	3/27.115			
14.	4/26.356	5/29.329	6/30.840	1/25.882	2/27.968	3/27.828			
15.	4/27.741	5/30.130		1/25.677	2/26.856	3/26.976			
16.	3/28.193			1/26.719		2/26.287			
17.				1/26.137					

Top Qualifiers	Qual#	Laps	Race Time (Difference)	Round	Race	Pos in Race	Fast Lap
Lopez, Jader	1	17	7:26.132	2	3	1	25.241
Perez, Luis	2	16	7:19.442	1	3	2	26.065
Laos, "PacMan" Christopher	3	16	7:21.896 2.454	2	3	2	26.061
Vasan, Sebastian	4	16	7:26.608 4.712	2	3	3	25.850
Davila, Daniel	5	15	6:48.534	2	3	4	26.069
Cox, Joshua	6	15	7:18.076 29.54	2	3	5	27.361
Romano, Robert	7	14	6:53.131	2	3	6	26.134
Scallo, Anthony	8	0		1	3	8	

4WD Short Course

Round 2

Top Qualifier is Paulins, Matt 10/5: 03.238 (Rnd 1)



Coral Springs Race Day

Ser#42318

Timing and Scoring by www.RCScoringPro.com

Sponsor	Driver Name	Car	Pos	Laps	Race Time	Behind	Fast Lap	Average Top 5	Top 10	Top 15	Q#
	MacLellan, Alex	3	1	11	5:12.525		26.409	26.770	27.942		1
	Baio, Joe	5	2	11	5:26.368	13.843	28.409	28.734	29.370		2
	Bankin, Max	6	3	11	5:27.169	14.644	27.941	28.251	29.518		3
	Paulins, Matt	2	4	10	5:03.566		27.238	28.095	30.357		4
	Farinas, Chris	1	5	9	5:09.483		29.470	30.717			5
	Cooper, Jared	4	6	6	3:00.214		27.488	29.541			6

Car#	1	2	3	4	5	6	7	8	9	10
	Farinas	Paulins	MacLellan	Cooper	Baio	Bankin				
1.	2/29.470	4/30.847	6/33.108	5/32.510	1/28.782	3/30.093				
2.	6/35.471	5/31.505	4/27.109	3/27.488	1/28.845	2/28.055				
3.	6/38.609	5/30.926	2/26.689	3/28.547	1/28.926	4/31.990				
4.	6/30.040	5/27.238	1/26.635	4/29.778	2/29.473	3/27.941				
5.	6/40.385	5/36.723	1/28.897	4/30.904	2/30.988	3/30.199				
6.	6/41.435	5/27.992	1/26.409	4/30.987	2/29.211	3/28.184				
7.	5/31.676	4/28.929	1/30.188		3/29.581	2/28.470				
8.	5/31.890	4/28.853	1/27.713		2/28.708	3/31.461				
9.	5/30.507	4/33.092	1/30.926		2/30.776	3/30.222				
10.		4/27.461	1/27.842		3/32.669	2/28.605				
11.			1/27.009		2/28.409	3/31.949				

Top Qualifiers	Qual#	Laps	Race Time (Difference)	Round	Race	Pos in Race	Fast Lap
MacLellan, Alex	1	11	5:12.525	2	4	1	26.409
Baio, Joe	2	11	5:26.368 13.84	2	4	2	28.409
Bankin, Max	3	11	5:27.169 0.801	2	4	3	27.941
Paulins, Matt	4	10	5:03.238	1	4	1	27.594
Farinas, Chris	5	9	5:09.483	2	4	5	29.470
Cooper, Jared	6	6	3:00.214	2	4	6	27.488

13.5 4WD Buggy

Top Qualifier is Cox, Joshua 11/5: 15.477 (Rnd 1)

Round 2

5

Coral Springs Race Day

Ser#42318

Timing and Scoring by www.RCScoringPro.com

Sponsor	Driver Name	Car	Pos	Laps	Race Time	Behind	Fast Lap	Average Top 5	Top 10	Top 15	Q#
	Spallone, Dustin	1	1	12	5:25.648		26.575	26.717	26.929		1
	Kretzschmar, Loren	5	2	11	5:08.861		26.648	27.070	27.820		2
	Cox, Joshua	2	3	11	5:10.855	1.994	27.040	27.278	27.565		3
	Garcia, Nelson	3	4	11	5:25.209	16.348	26.933	28.444	29.363		4
	Hammond, Glenn	7	5	11	5:25.959	17.098	27.325	28.073	29.085		5
	Dominguez, Pedro	4	6	10	5:29.458		29.187	30.767	32.946		10
	St. Germain, Keenan	8	7	4	5:15.409		66.048				14
	Jones, Jeff	6	8	0							

Car# 1	2	3	4	5	6	7	8	9	10
Spallone	Cox	Garcia	Dominguez, Ped	Kretzschmar	Jones	Hammond	StGermain		
1. 1/27.419	2/27.565	4/29.469	6/33.512	5/30.662		3/28.065	7/76.199		
2. 1/28.193	2/28.336	4/28.855	6/29.919	5/28.130		3/29.899	7/71.767		
3. 1/27.237	2/27.287	4/30.773	6/35.722	3/27.975		5/35.111	7/66.048		
4. 1/26.826	2/27.040	4/27.804	6/30.656	3/27.567		5/27.841	7/101.395		
5. 1/26.711	2/27.434	4/29.655	6/32.843	3/26.693		5/28.194			
6. 1/26.575	2/27.341	5/30.588	6/32.685	3/26.648		4/27.325			
7. 1/26.674	3/35.203	5/31.582	6/38.422	2/30.637		4/31.029			
8. 1/26.798	3/27.748	4/29.158	6/35.124	2/27.701		5/31.089			
9. 1/27.017	3/27.290	4/26.933	6/29.187	2/26.987		5/29.083			
10. 1/26.826	3/27.560	4/30.699	6/31.388	2/28.404		5/28.942			
11. 1/28.163	3/28.051	4/29.693		2/27.457		5/29.381			
12. 1/27.209									

Top Qualifiers	Qual#	Laps	Race Time (Difference)	Round	Race	Pos in Race	Fast Lap
Spallone, Dustin	1	12	5:25.648	2	5	1	26.575
Kretzschmar, Loren	2	11	5:08.861	2	5	2	26.648
Cox, Joshua	3	11	5:10.855 1.994	2	5	3	27.040
Garcia, Nelson	4	11	5:25.209 14.35	2	5	4	26.933
Hammond, Glenn	5	11	5:25.959 0.750	2	5	5	27.325
Hutton, Jonathan	6	11	5:26.909 0.950	1	6	1	28.174
Jacobs, Rick	7	11	5:32.220 5.311	1	6	2	28.091
Bilogan, Steve	8	10	5:06.541	1	6	3	28.474
Serio, Phil	9	10	5:07.750 1.209	1	6	4	29.592
Dominguez, Pedro	10	10	5:29.458 21.70	2	5	6	29.187

13.5 4WD Buggy

Top Qualifier is Spallone, Dustin 12/5: 25.648 (Rnd 2)

Round 2

6

Coral Springs Race Day

Ser#42318

Timing and Scoring by www.RCScoringPro.com

Sponsor	Driver Name	Car	Pos	Laps	Race Time	Behind	Fast Lap	Average Top 5	Top 10	Top 15	Q#
	Jacobs, Rick	4	1	11	5:08.039		26.385	27.017	27.746		2
	Hutton, Jonathan	1	2	11	5:15.170	7.131	27.168	27.491	28.315		5
	Bilogan, Steve	3	3	11	5:24.841	16.802	27.290	28.247	29.218		6
	Serio, Phil	2	4	10	5:05.361		29.200	29.904	30.536		9
	Allen, Tom	6	5	9	4:18.533		25.971	26.597			11
	St. Germain, Andy	5	6	1	0:58.049		58.049				13
	St. Germain, Keenan	7	7	0							

Car#	1	2	3	4	5	6	7	8	9	10
	Hutton	Serio	Bilogan	Jacobs	St Germain	Allen	St Germain			
1.	2/28.862	4/31.026	5/31.555	1/27.387	6/58.049	3/29.722				
2.	3/28.034	4/29.200	5/31.128	1/27.190		2/25.971				
3.	2/27.305	4/30.372	5/30.025	1/28.556		3/30.870				
4.	3/32.025	5/32.547	4/27.290	2/30.575		1/26.445				
5.	3/31.506	5/30.400	4/29.099	2/27.621		1/26.188				
6.	3/27.614	5/29.417	4/29.136	2/27.421		1/26.845				
7.	3/28.971	5/30.164	4/32.665	1/26.704		2/30.686				
8.	3/27.168	5/30.368	4/28.557	1/27.807		2/27.537				
9.	3/28.076	5/30.747	4/28.071	1/26.385		2/34.269				
10.	2/27.332	4/31.120	3/28.884	1/28.568						
11.	2/28.277		3/28.431	1/29.825						

	Top Qualifiers	Qual#	Laps	Race Time (Difference)	Round	Race	Pos in Race	Fast Lap	
	Spallone, Dustin	1	12	5:25.648	2	5	1	26.575	
	Jacobs, Rick	2	11	5:08.039	2	6	1	26.385	
	Kretzschmar, Loren	3	11	5:08.861	0.822	2	5	2	26.648
	Cox, Joshua	4	11	5:10.855	1.994	2	5	3	27.040
	Hutton, Jonathan	5	11	5:15.170	4.315	2	6	2	27.168
	Bilogan, Steve	6	11	5:24.841	9.671	2	6	3	27.290
	Garcia, Nelson	7	11	5:25.209	0.368	2	5	4	26.933
	Hammond, Glenn	8	11	5:25.959	0.750	2	5	5	27.325
	Serio, Phil	9	10	5:05.361		2	6	4	29.200
	Dominguez, Pedro	10	10	5:29.458	24.09	2	5	6	29.187

Mod 4WD Buggy

Top Qualifier is Davila, Daniel 12/5: 25.856 (Rnd 1)

Round 2

7

Coral Springs Race Day

Ser#42318

Timing and Scoring by www.RCScoringPro.com

Sponsor	Driver Name	Car	Pos	Laps	Race Time	Behind	Fast Lap	Average Top 5	Top 10	Top 15	Q#
	Davila, Daniel	5	1	11	5:01.787		25.105	25.634	26.855		1
	Berdelsen, John	9	2	11	5:02.765	0.978	26.062	26.422	27.247		2
	Romano, Robert	2	3	11	5:08.881	7.094	26.106	26.629	27.514		3
	Bengtson, Dave	3	4	11	5:12.191	10.404	26.607	26.972	28.063		4
	Hernandez, Johnathan	6	5	11	5:26.170	24.383	27.390	27.925	28.978		5
	Gibson, Adrian	4	6	10	5:13.681		26.350	29.065	31.368		6
	Blume, Richard	7	7	9	5:38.073		32.327	34.043			7
	Honcho, Mke	8	8	6	3:21.129		29.987	32.635			9
	Hammond, Glenn	10	9	5	2:56.930		29.756	35.386			8
	Bankin, Max	1	10	0							

Car#	1	2	3	4	5	6	7	8	9	10
	Bankin	Romano	Bengtson	Gibson	Davila	Hernandez	Blume	Honcho	Berdelsen	Hammond
1.		6/33.738	4/29.113	3/28.943	1/26.202	5/29.372	8/35.084	7/34.296	2/27.413	9/41.672
2.		6/26.922	3/26.607	5/29.468	1/25.705	4/28.167	9/38.479	7/30.839	2/26.104	8/29.756
3.		5/29.257	4/31.005	6/32.580	1/25.674	3/27.967	9/35.956	7/34.231	2/27.758	8/35.757
4.		5/27.925	3/27.185	6/35.547	2/33.237	4/29.804	9/33.332	7/29.987	1/27.006	8/35.097
5.		5/26.241	3/27.367	6/32.289	2/26.599	4/27.390	8/33.517	7/37.955	1/26.062	9/34.648
6.		3/27.253	4/31.562	6/26.350	2/28.821	5/36.386	8/41.680	7/33.821	1/26.964	
7.		4/29.907	3/27.984	6/32.919	2/25.482	5/28.855	7/32.327		1/26.376	
8.		3/26.106	4/27.047	6/28.284	2/29.131	5/31.220	7/45.386		1/26.605	
9.		3/27.078	4/26.656	6/32.279	2/28.494	5/27.732	7/42.312		1/29.255	
10.		3/27.658	4/29.282	6/35.022	2/27.337	5/28.368			1/30.296	
11.		3/26.796	4/28.383		1/25.105	5/30.909			2/28.926	

Top Qualifiers	Qual#	Laps	Race Time (Difference)	Round	Race	Pos in Race	Fast Lap
Davila, Daniel	1	12	5:25.856	1	7	1	26.162
Berdelsen, John	2	11	5:02.765	2	7	2	26.062
Romano, Robert	3	11	5:08.881	6.116	2	7	26.106
Bengtson, Dave	4	11	5:12.191	3.310	2	7	26.607
Hernandez, Johnathan	5	11	5:26.170	13.97	2	7	27.390
Gibson, Adrian	6	10	5:01.323		1	7	28.304
Blume, Richard	7	9	5:38.073		2	7	32.327
Hammond, Glenn	8	7	3:41.921		1	7	29.420
Honcho, Mike	9	6	3:21.129		2	7	29.987
Bankin, Max	10	1	40.427		1	7	40.427

Electric Buggy (B Main)

Top Qualifier is Cook, Ayrton 16/7: 02.149 (Rnd 2)

Round 3

1

Coral Springs Race Day

Ser#42318

Timing and Scoring by www.RCScoringPro.com

Sponsor	Driver Name	Car	Pos	Laps	Race Time	Behind	Fast Lap	Average Top 5	Top 10	Top 15	Q#
	Chavez, Daniel	3	1	17	7:25.883		24.183	24.552	24.911	25.706	14
	Cooper, Jared	2	2	16	7:22.191		26.020	26.347	26.803	27.699	10
	Baio, Joe	6	3	15	7:14.065		27.802	27.948	28.261		11
	Bankin, Max	10	4	15	7:30.972	16.907	27.163	27.567	28.485		18
	Bilogan, Steve	8	5	14	7:05.089		27.346	28.439	29.131		12
	Blume, Richard	1	6	13	7:03.659		28.903	30.211	31.653		16
	Honcho, Mke	5	7	13	7:34.679	31.020	29.199	32.410	34.300		15
	Dominguez, Pedro	7	8	12	7:13.723		31.258	32.585	35.326		19
	Hernandez, Johnathan	4	9	8	5:15.828		27.443	29.224			13
	Scallo, Anthony	9	10	0							17

Car#	1	2	3	4	5	6	7	8	9	10
	Blume	Cooper	Chavez	Hernandez	Honcho	Baio	Dominguez.Ped	Bilogan	Scallo	Bankin
1.	6/34.151	2/26.708	1/26.453	3/28.249	5/32.593	7/35.400	8/37.388	9/38.512		4/30.389
2.	7/30.734	2/26.020	1/24.705	6/35.665	4/29.199	5/28.175	9/35.036	8/27.346		3/28.007
3.	8/36.995	2/28.250	1/24.637	4/27.443	5/29.915	6/29.276	9/37.504	7/29.989		3/31.805
4.	8/35.985	2/28.211	1/24.183	3/28.168	7/37.330	4/28.396	9/43.075	5/27.470		6/36.023
5.	8/33.452	2/29.693	1/26.442	3/27.681	7/35.058	4/27.991	9/36.200	5/29.833		6/29.112
6.	8/30.689	2/27.300	1/25.949	4/32.759	7/36.004	3/28.652	9/34.350	5/28.484		6/27.557
7.	7/31.150	2/27.038	1/24.682	4/30.069	8/37.768	3/27.840	9/39.590	5/29.929		6/32.927
8.	6/28.903	2/26.884	1/25.133	9/105.794	7/35.974	3/27.930	8/31.258	4/29.884		5/32.568
9.	6/35.181	2/26.386	1/28.607		7/34.298	3/29.095	8/42.006	4/29.415		5/28.417
10.	6/33.323	2/26.443	1/25.118		7/36.585	3/28.710	8/31.417	4/29.481		5/27.163
11.	6/32.281	2/27.065	1/24.552		7/33.682	3/28.503	8/33.954	4/29.509		5/28.924
12.	6/29.580	2/26.840	1/24.804		7/41.319	3/28.827	8/31.945	5/34.402		4/27.531
13.	6/31.235	2/28.009	1/28.840		7/34.954	3/28.860		5/30.877		4/27.575
14.		2/26.047	1/26.066			3/27.802		5/29.958		4/28.757
15.		2/33.021	1/25.350			3/28.608				4/34.217
16.		2/28.276	1/33.837							
17.			1/26.525							

13.5 4WD Buggy (B Main)

Top Qualifier is Spallone, Dustin 12/5: 25.648 (Rnd 2)

Round 3

2

Coral Springs Race Day

Ser#42318

Timing and Scoring by www.RCScoringPro.com

Sponsor	Driver Name	Car	Pos	Laps	Race Time	Behind	Fast Lap	Average Top 5	Top 10	Top 15	Q#
	Allen, Tom	6	1	12	5:16.851		25.296	25.522	26.181		11
	Serio, Phil	2	2	10	5:04.157		27.006	28.738			9
	St. Germain, Andy	5	3	10	5:29.410	25.253	28.941	31.006			13
	Dominguez, Pedro	4	4	9	5:09.001		28.540	29.972			10
	Jones, Jeff	1	5	0							12
	St. Germain, Keenan	8	6	0							14

Car#	1	2	3	4	5	6	7	8	9	10
	Jones	Serio		Dominguez, Ped	StGermain	Allen		StGermain		
1.		2/26.403		4/35.176	3/32.738	1/25.922				
2.		2/33.721		4/40.083	3/32.269	1/25.674				
3.		2/29.862		4/28.540	3/28.941	1/25.500				
4.		2/29.147		3/31.539	4/42.016	1/27.864				
5.		2/27.006		4/48.758	3/30.862	1/29.123				
6.		2/37.348		4/30.568	3/32.428	1/25.653				
7.		2/29.659		4/35.123	3/32.935	1/25.589				
8.		2/28.849		4/28.940	3/31.852	1/27.382				
9.		2/33.133		4/30.274	3/34.265	1/26.437				
10.		2/29.029			3/31.104	1/25.574				
11.						1/26.837				
12.						1/25.296				

4WD Short Course (A Main)

Top Qualifier is Maclellan, Alex 11/5: 12.525 (Rnd 2)

Round 3

3

Coral Springs Race Day

Ser#42318

Timing and Scoring by www.RCScoringPro.com

Sponsor	Driver Name	Car	Pos	Laps	Race Time	Behind	Fast Lap	Average Top 5	Top 10	Top 15	Q#
	Maclellan, Alex	3	1	12	5:22.610		26.573	26.640	26.958		1
	Paulins, Matt	2	2	11	5:03.876		25.805	26.033	27.609		4
	Baio, Joe	5	3	11	5:06.548	2.672	26.761	27.339	27.975		2
	Farinas, Chris	1	4	9	5:34.523		31.401	35.160			5
	Bankin, Max	6	5	7	3:37.450		28.586	29.905			3
	Cooper, Jared	4	6	3	2:37.472		41.935				6

Car#	1	2	3	4	5	6	7	8	9	10
	Farinas	Paulins	Maclellan	Cooper	Baio	Bankin				
1.	6/39.106	3/27.781	1/25.188	4/29.114	2/26.795	5/31.191				
2.	6/36.057	2/25.976	1/27.273	5/41.935	3/30.309	4/29.309				
3.	5/31.401	3/31.534	1/27.355	6/86.423	2/27.676	4/31.709				
4.	5/37.334	2/26.030	1/27.842		3/27.831	4/28.586				
5.	5/37.850	2/28.040	1/27.573		3/28.000	4/28.846				
6.	5/36.651	2/25.805	1/26.575		3/26.761	4/31.075				
7.	5/38.659	2/27.547	1/26.600		3/26.990	4/36.734				
8.	4/34.355	2/26.296	1/27.170		3/27.436					
9.	4/43.110	2/28.219	1/26.573		3/28.325					
10.		2/30.592	1/26.745		3/28.040					
11.		2/26.056	1/26.705		3/28.385					
12.			1/27.011							

13.5 4WD Buggy (A Main)

Top Qualifier is Spallone, Dustin 12/5: 25.648 (Rnd 2)

Round 3

4

Coral Springs Race Day

Ser#42318

Timing and Scoring by www.RCScoringPro.com

Sponsor	Driver Name	Car	Pos	Laps	Race Time	Behind	Fast Lap	Average Top 5	Top 10	Top 15	Q#
	Spallone, Dustin	1	1	12	5:11.659		25.704	25.842	26.060		1
	Allen, Tom	9	2	12	5:14.746	3.087	25.256	25.592	25.950		Bump
	Kretzschmar, Loren	5	3	12	5:22.548	10.889	26.011	26.222	26.774		3
	Garcia, Nelson	8	4	11	5:20.557		25.895	26.778	28.910		7
	Bilogan, Steve	3	5	11	5:27.614	7.057	27.582	28.225	29.538		6
	Serio, Phil	10	6	10	5:11.103		28.231	28.431			Bump
	Hutton, Jonathan	6	7	8	5:01.235		26.126	27.903			5
	Jacobs, Rick	4	8	2	1:14.082		33.506				2
	Cox, Joshua	2	9	0							4
	Hammond, Glenn	7	10	0							8

Car#	1	2	3	4	5	6	7	8	9	10
	Spallone	Cox	Bilogan	Jacobs	Kretzschmar	Hutton	Hammond	Garcia	Allen	Serio
1.	1/24.500		5/32.237	7/40.576	2/26.558	8/98.706		4/31.456	3/28.543	6/33.559
2.	1/25.761		5/28.793	7/33.506	2/26.011	8/29.207		4/29.314	3/26.452	6/28.231
3.	1/26.372		4/28.520		2/27.125	7/27.444		6/34.889	3/26.549	5/28.287
4.	1/26.222		4/27.582		2/26.450	7/31.733		6/27.230	3/26.040	5/30.336
5.	1/25.913		4/28.802		3/27.550	7/26.126		5/29.713	2/25.256	6/35.405
6.	1/26.301		4/30.993		3/26.073	7/31.282		5/31.028	2/26.122	6/31.834
7.	1/25.884		4/28.551		3/28.249	7/29.678		5/25.895	2/26.707	6/28.284
8.	1/25.704		5/32.538		3/26.390	7/27.059		4/26.696	2/25.892	6/28.328
9.	1/25.949		5/30.734		3/26.731			4/30.266	2/25.516	6/37.812
10.	1/26.052		5/31.187		3/28.201			4/27.926	2/25.624	6/29.027
11.	1/26.441		5/27.677		3/26.184			4/26.144	2/26.374	
12.	1/26.560				3/27.026				2/25.671	

Mod 4WD Buggy (A Main)

Top Qualifier is Davila, Daniel 12/5: 25.856 (Rnd 1)

Round 3

5

Coral Springs Race Day

Ser#42318

Timing and Scoring by www.RCScoringPro.com

Sponsor	Driver Name	Car	Pos	Laps	Race Time	Behind	Fast Lap	Average Top 5	Top 10	Top 15	Q#
	Berdelsen, John	9	1	12	5:09.788		24.620	25.030	25.505		2
	Davila, Daniel	5	2	12	5:12.356	2.568	24.476	25.033	25.789		1
	Bengtson, Dave	3	3	11	5:02.260		25.406	26.585	27.491		4
	Gibson, Adrian	4	4	10	4:43.550		25.695	26.682			6
	Hernandez, Johnathan	6	5	10	5:10.185	26.635	26.828	29.455			5
	Romano, Robert	2	6	4	2:01.855		27.086				3
	Blume, Richard	7	7	0							7
	Hammond, Glenn	10	8	0							8
	Honcho, Mke	8	9	0							9
	Bankin, Max	1	10	0							10

Car#	1	2	3	4	5	6	7	8	9	10
	Bankin	Romano	Bengtson	Gibson	Davila	Hernandez	Blume	Honcho	Berdelsen	Hammond
1.		4/28.576	3/27.351	6/32.565	1/23.953	5/32.347			2/24.734	
2.		4/32.172	3/28.283	5/29.297	2/27.734	6/31.949			1/26.180	
3.		5/27.086	3/29.639	4/25.695	2/24.790	6/31.454			1/24.620	
4.		5/34.021	3/25.406	4/31.384	2/25.619	6/32.718			1/25.098	
5.			3/27.078	4/26.228	2/26.660	5/33.772			1/25.226	
6.			3/28.518	4/29.097	2/26.100	5/27.408			1/26.056	
7.			3/27.037	4/26.683	2/24.635	5/30.692			1/25.170	
8.			3/27.690	4/27.298	2/26.302	5/30.892			1/25.379	
9.			3/27.856	4/27.798	1/24.476	5/26.828			2/30.005	
10.			3/26.620	4/27.505	2/30.508	5/32.125			1/25.038	
11.			3/26.782		2/25.933				1/26.555	
12.					2/25.646				1/25.727	

Electric Buggy (A Main)

Top Qualifier is Cook, Ayrton 16/7: 02.149 (Rnd 2)

Round 3

6

Coral Springs Race Day

Ser#42318

Timing and Scoring by www.RCScoringPro.com

Sponsor	Driver Name	Car	Pos	Laps	Race Time	Behind	Fast Lap	Average Top 5	Top 10	Top 15	Q#
	Cook, Ayrton	5	1	24	10:10.869		23.890	24.611	24.860	25.058	1
	Perez, Luis	7	2	23	10:01.233		24.545	25.066	25.325	25.591	3
	Laos, "PacMan" Christopher	10	3	23	10:16.301	15.068	25.008	25.243	25.453	25.657	2
	Paulins, Matt	1	4	23	10:16.702	15.469	25.131	25.550	25.800	26.066	5
	Chavez, Daniel	11	5	23	10:26.126	24.893	24.200	24.694	25.296	25.870	Bump
	Kretschmar, Loren	3	6	22	10:07.161		25.596	25.694	25.988	26.255	7
	Gibson, Adrian	2	7	21	10:04.252		26.471	27.031	27.383	27.924	9
	Jacobs, Rick	9	8	21	10:04.373	0.121	26.476	26.768	27.272	27.661	8
	MacLellan, Alex	6	9	21	10:10.512	6.260	25.655	26.160	26.616	27.297	6
	Cooper, Jared	12	10	21	10:15.599	11.347	26.781	27.140	27.664	28.110	Bump
	Garcia, Nelson	4	11	11	5:26.745		26.459	26.660	29.493		4

Car# 1	2	3	4	5	6	7	8	9	10
Paulins	Gibson	Kretschmar	Garcia	Cook	MacLellan	Perez		Jacobs	Laos
1.	3/28.085	5/29.897	11/36.027	7/31.819	1/23.281	10/35.360	4/29.092	6/30.006	2/26.413
2.	3/27.098	5/27.570	10/26.566	6/26.875	1/23.890	9/26.688	4/26.466	7/29.131	2/25.293
3.	4/27.617	5/26.996	9/32.630	10/37.912	1/24.742	8/30.407	3/25.376	7/28.404	2/25.506
4.	4/25.639	6/27.194	8/26.825	9/26.701	1/25.062	11/34.390	3/25.168	7/26.696	2/25.339
5.	4/26.356	6/27.534	8/26.712	9/26.749	1/25.462	11/25.914	3/26.221	7/26.476	2/25.979
6.	4/25.560	6/26.961	8/25.777	9/26.514	1/25.424	10/27.185	3/25.869	7/27.830	2/25.429
7.	4/25.537	6/27.678	8/26.059	11/32.867	1/24.918	9/25.655	3/24.545	7/27.422	2/25.144
8.	5/26.663	7/29.744	8/25.685	10/27.335	1/26.500	11/33.606	3/25.767	6/27.090	2/25.998
9.	4/27.461	7/27.568	8/30.299	11/33.894	1/24.789	10/29.671	3/28.306	6/27.805	2/29.963
10.	5/33.320	6/26.471	8/25.804	11/26.459	1/24.715	10/27.396	3/26.695	7/28.088	2/25.798
11.	5/27.186	7/30.554	8/26.747	11/29.620	1/26.198	9/26.779	3/26.484	6/27.923	2/25.863
12.	5/26.001	7/27.948	8/27.279		1/25.158	9/29.424	3/25.587	6/28.215	2/25.558
13.	5/27.820	8/31.706	6/26.745		1/25.150	9/27.460	3/24.806	7/31.028	2/26.293
14.	5/27.120	7/27.913	6/25.804		1/25.746	9/28.351	2/26.467	8/34.622	3/29.071
15.	5/25.923	7/28.391	6/31.169		1/25.780	9/26.264	2/25.571	8/26.539	3/33.663
16.	5/26.688	7/29.228	6/26.852		1/25.175	9/26.277	2/26.698	8/27.897	3/28.913
17.	4/25.932	7/28.244	6/25.596		1/25.735	9/26.711	2/25.433	8/27.041	5/30.346
18.	3/26.040	8/29.426	6/25.606		1/27.929	9/28.393	2/25.617	7/28.434	4/26.366
19.	3/25.131	8/30.618	6/26.808		1/26.727	9/30.209	2/26.794	7/29.054	4/26.706
20.	3/26.840	7/30.293	6/26.823		1/26.680	9/27.288	2/25.509	8/33.583	4/25.593
21.	4/26.352	7/32.318	6/29.082		1/24.997	9/37.084	2/26.291	8/31.089	3/25.008
22.	4/26.450		6/26.266		1/25.300		2/26.831		3/26.194
23.	4/25.883				1/25.353		2/25.640		3/25.865
24.					1/26.158				

Car# 11	12	13	14	15	16	17	18	19	20
Chavez	Cooper								
1.	8/32.268	9/33.894							
2.	8/29.469	11/36.645							
3.	6/24.839	11/27.654							
4.	5/24.959	10/26.781							
5.	5/24.754	10/26.941							
6.	5/25.945	11/28.421							
7.	5/25.096	10/27.524							
8.	4/24.200	9/28.507							
9.	5/29.004	9/28.508							
10.	4/25.877	9/30.161							
11.	4/28.061	10/30.807							
12.	4/30.166	10/28.122							
13.	4/28.349	10/32.367							
14.	4/24.716	10/28.290							
15.	4/26.157	10/27.253							
16.	4/26.678	10/27.199							
17.	3/26.544	10/29.468							
18.	5/30.878	10/30.070							
19.	5/26.415	10/29.841							

Nitro Buggy (A Main)

Top Qualifier is Lopez, Jader 17/7: 26.132 (Rnd 2)

Round 3

7

Coral Springs Race Day

Ser#42318

Timing and Scoring by www.RCScoringPro.com

Sponsor	Driver Name	Car	Pos	Laps	Race Time	Behind	Fast Lap	Average Top 5	Top 10	Top 15	Q#
	Lopez, Jader	5	1	65	30:26.151		24.663	24.914	25.006	25.110	1
	Cox, Joshua	3	2	62	30:48.525		26.651	26.887	27.128	27.422	6
	Perez, Luis	8	3	60	30:08.182		25.465	25.580	25.769	25.908	2
	Vasan, Sebastian	2	4	58	30:08.611		25.288	25.502	25.637	25.732	4
	Laos, "PacMan" Christopher	7	5	56	30:40.088		25.832	25.920	26.101	26.276	3
	Davila, Daniel	6	6	25	11:40.863		25.492	25.807	26.076	26.281	5
	Romano, Robert	4	7	0							7
	Scallo, Anthony	1	8	0							8

Car# 1	2	3	4	5	6	7	8	9	10
Scallo	Vasan	Cox	Romano	Lopez	Davila	Laos	Perez		
1.	3/25.687	5/29.043		1/23.406	4/26.417	6/35.892	2/23.972		
2.	3/25.445	5/26.831		1/24.663	4/25.492	6/25.888	2/26.214		
3.	3/26.451	5/27.293		1/25.713	4/30.300	6/26.208	2/26.983		
4.	2/25.705	5/26.919		1/24.992	4/25.940	6/28.186	3/26.581		
5.	6/46.106	4/30.262		1/25.137	3/26.264	5/27.265	2/29.683		
6.	6/131.112	4/28.906		1/25.003	3/26.424	5/28.741	2/26.973		
7.	6/26.284	4/28.099		1/25.028	3/26.652	5/25.832	2/26.470		
8.	6/25.852	5/31.055		1/25.414	3/26.382	4/30.170	2/25.776		
9.	6/26.093	4/29.408		1/25.293	3/26.829	5/34.197	2/25.482		
10.	6/25.666	4/28.607		1/26.110	3/25.912	5/105.309	2/26.085		
11.	6/25.465	4/28.802		1/25.527	3/26.916	5/26.875	2/27.280		
12.	6/28.239	4/26.651		1/26.305	3/26.705	5/25.992	2/25.571		
13.	6/25.288	4/27.547		1/25.872	3/35.413	5/26.898	2/25.465		
14.	6/26.508	4/28.664		1/25.633	3/26.866	5/26.791	2/25.806		
15.	6/33.105	4/28.393		1/34.227	3/25.535	5/26.571	2/31.585		
16.	6/25.976	4/27.240		1/26.550	3/26.379	5/26.331	2/27.662		
17.	6/25.971	4/27.967		1/25.511	2/26.666	5/35.348	3/39.394		
18.	6/26.906	4/28.939		1/25.318	2/26.158	5/26.933	3/26.036		
19.	6/25.785	4/29.147		1/25.357	2/26.272	5/26.956	3/25.850		
20.	6/29.144	4/31.581		1/25.622	2/26.609	5/31.825	3/26.661		
21.	6/27.435	4/37.486		1/24.898	3/33.792	5/28.876	2/27.827		
22.	6/26.455	4/27.552		1/25.383	3/29.558	5/26.032	2/27.536		
23.	6/27.462	4/27.975		1/27.093	3/41.276	5/26.471	2/26.225		
24.	5/31.210	4/31.132		1/25.985	3/28.170	6/91.910	2/26.824		
25.	5/26.754	4/29.062		1/25.613	3/27.936	6/30.583	2/26.620		
26.	4/25.870	3/30.737		1/25.321		5/27.141	2/27.433		
27.	4/26.657	3/30.192		1/25.047		5/30.220	2/30.702		
28.	4/25.930	3/26.863		1/26.003		5/56.075	2/31.047		
29.	4/25.772	3/28.179		1/35.764		5/30.517	2/26.862		
30.	4/29.264	3/30.338		1/27.021		5/26.063	2/26.749		
31.	4/28.907	3/29.365		1/26.199		5/31.226	2/27.519		
32.	4/45.393	3/28.993		2/109.340		5/28.374	1/26.912		
33.	4/38.345	3/29.653		2/26.323		5/30.185	1/26.656		
34.	4/27.746	3/27.965		2/25.436		5/33.555	1/45.119		
35.	4/25.813	3/28.554		2/25.013		5/26.865	1/25.605		
36.	4/37.639	3/28.949		2/25.459		5/26.339	1/28.609		
37.	4/51.798	3/28.332		2/27.288		5/31.091	1/27.558		
38.	4/26.856	3/31.177		2/25.768		5/27.172	1/26.190		
39.	4/26.509	3/29.286		2/29.932		5/26.752	1/26.010		
40.	4/25.788	3/27.216		2/26.510		5/67.811	1/26.479		
41.	4/25.647	3/28.405		2/26.328		5/28.310	1/26.125		
42.	4/27.961	3/40.478		2/26.031		5/27.268	1/26.756		
43.	4/27.563	3/31.768		2/43.726		5/28.883	1/26.985		
44.	4/32.633	3/30.343		2/25.537		5/26.864	1/27.500		
45.	4/53.206	3/28.256		2/25.528		5/26.646	1/52.083		
46.	4/27.969	3/28.533		2/26.062		5/32.226	1/27.637		
47.	4/27.690	3/31.976		2/27.357		5/26.576	1/27.073		
48.	4/26.881	3/29.735		2/25.989		5/26.576	1/26.451		
49.	4/30.799	3/28.539		2/25.546		5/27.290	1/28.191		

Car#	1	2	3	4	5	6	7	8	9	10
	Scallo	Vasan	Cox	Romano	Lopez	Davila	Laos	Perez		
50.		4/31.272	3/29.566		1/25.297		5/27.537	2/57.045		
51.		4/26.981	3/30.535		1/25.218		5/25.858	2/27.610		
52.		4/29.876	3/29.348		1/26.703		5/30.093	2/26.435		
53.		4/28.957	3/28.040		1/35.884		5/29.424	2/27.213		
54.		4/30.944	3/28.618		1/29.204		5/32.463	2/27.124		
55.		4/29.288	3/28.334		1/25.059		5/27.208	2/26.916		
56.		4/29.799	3/27.171		1/25.942		5/65.400	2/26.617		
57.		4/28.980	3/29.145		1/26.174			2/26.176		
58.		4/27.774	3/30.590		1/25.377			2/52.300		
59.			2/28.766		1/27.886			3/104.345		
60.			2/28.637		1/26.966			3/27.589		
61.			2/28.191		1/29.526					
62.			2/63.191		1/26.354					
63.					1/25.850					
64.					1/26.678					
65.					1/33.852					