

E-Buggy

Top Qualifier is Laos, "PacMan" Christopher 12/5: 19.539 (Rnd 1)


Round 1

2

Coral Springs Race Day

Ser#42318

Timing and Scoring by www.RCScoringPro.com

Sponsor	Driver Name	Car	Pos	Laps	Race Time	Behind	Fast Lap	Average Top 5	Top 10	Top 15	Q#
	Scallo, Anthony	3	1	11	5:11.154		26.156	26.786	28.033		3
	Romano, Robert	6	2	11	5:14.976	3.822	26.277	26.911	28.129		5
	Hernandez, Johnathan	2	3	10	5:15.426		27.407	28.856	31.543		9
	Hernandez, Justin	1	4	10	5:21.786	6.360	29.496	30.114	32.179		10
	Dominguez, Pedro	4	5	0							12

Car#	1	2	3	4	5	6	7	8	9	10
	Hernandez	Hernandez	Scallo	Dominguez, Ped		Romano				
1.	4/30.967	2/29.217	1/26.806			3/29.470				
2.	4/33.980	3/34.063	1/27.006			2/27.718				
3.	4/32.999	3/27.407	1/30.074			2/28.698				
4.	4/30.143	3/35.255	1/27.272			2/26.788				
5.	3/30.064	4/38.386	2/30.828			1/27.307				
6.	3/29.496	4/30.101	2/27.270			1/27.380				
7.	3/30.329	4/31.339	2/26.156			1/27.222				
8.	3/30.540	4/28.572	2/26.690			1/26.963				
9.	4/38.084	3/32.103	1/29.670			2/33.683				
10.	4/35.184	3/28.983	1/29.464			2/26.277				
11.			1/29.918			2/33.470				

Top Qualifiers	Qual#	Laps	Race Time (Difference)	Round	Race	Pos in Race	Fast Lap
Laos, "PacMan" Christopher	1	12	5:19.539	1	1	1	25.159
Kretzschmar, Loren	2	11	5:00.943	1	1	2	25.663
Scallo, Anthony	3	11	5:11.154 10.21	1	2	1	26.156
Bilogan, Steve	4	11	5:12.894 1.740	1	1	3	26.548
Romano, Robert	5	11	5:14.976 2.082	1	2	2	26.277
Gibson, Adrian	6	11	5:20.124 5.148	1	1	4	26.624
Garcia, Nelson	7	10	5:00.688	1	1	5	26.268
Baio, Joe	8	10	5:06.413 5.725	1	1	6	27.833
Hernandez, Johnathan	9	10	5:15.426 9.013	1	2	3	27.407
Hernandez, Justin	10	10	5:21.786 6.360	1	2	4	29.496

Mod 4WD Buggy

Round 1

3

Coral Springs Race Day

Ser#42318

Timing and Scoring by www.RCScoringPro.com

Sponsor	Driver Name	Car	Pos	Laps	Race Time	Behind	Fast Lap	Average Top 5	Top 10	Top 15	Q#
	Davila, Daniel	7	1	11	5:03.319		25.341	25.930	27.202		1
	Cooper, Jared	1	2	11	5:03.898	0.579	25.215	25.499	27.027		2
	Delfino, Scott	5	3	11	5:21.691	18.372	25.741	26.400	28.675		3
	Gardner, Joel	6	4	11	5:23.664	20.345	26.988	27.359	28.539		4
	Hancock, John	3	5	10	5:18.926		26.850	28.878	31.893		5
	Paulins, Matt	4	6	10	5:29.462	10.536	26.884	27.851	32.946		6
	Blume, Richard	2	7	3	2:30.260		31.603				7

Car#	1	2	3	4	5	6	7	8	9	10
	Cooper	Blume	Hancock	Paulins	Delfino	Gardner	Davila			
1.	1/25.215	7/78.054	3/28.658	6/34.479	5/32.157	4/29.983	2/28.536			
2.	1/25.332	7/31.603	2/26.850	5/29.065	3/26.150	6/38.277	4/30.609			
3.	1/32.517	7/40.603	2/30.568	5/31.612	4/34.946	6/28.227	3/28.194			
4.	1/25.814		3/31.006	4/26.884	6/34.277	5/30.637	2/27.986			
5.	1/26.271		3/28.034	4/27.118	5/25.741	6/26.988	2/27.049			
6.	1/33.624		3/31.042	6/62.738	5/32.002	4/28.238	2/26.779			
7.	1/25.259		3/30.803	6/27.432	5/28.564	4/26.991	2/25.925			
8.	2/29.158		5/34.749	6/28.756	4/26.178	3/27.097	1/25.815			
9.	2/25.874		5/46.937	6/31.297	3/26.303	4/30.185	1/25.341			
10.	2/28.282		5/30.279	6/30.081	3/27.630	4/29.548	1/25.791			
11.	2/26.552				3/27.743	4/27.493	1/31.294			

Top Qualifiers	Qual#	Laps	Race Time (Difference)		Round	Race	Pos in Race	Fast Lap
Davila, Daniel	1	11	5:03.319		1	3	1	25.341
Cooper, Jared	2	11	5:03.898	0.579	1	3	2	25.215
Delfino, Scott	3	11	5:21.691	17.79	1	3	3	25.741
Gardner, Joel	4	11	5:23.664	1.973	1	3	4	26.988
Hancock, John	5	10	5:18.926		1	3	5	26.850
Paulins, Matt	6	10	5:29.462	10.53	1	3	6	26.884
Blume, Richard	7	3	2:30.260		1	3	7	31.603

13.5 4WD Buggy


Round 1

4

Coral Springs Race Day

Ser#42318

Timing and Scoring by www.RCScoringPro.com

Sponsor	Driver Name	Car	Pos	Laps	Race Time	Behind	Fast Lap	Average Top 5	Top 10	Top 15	Q#
	Diaz, Reuben	10	1	12	5:17.310		25.172	25.450	25.958		1
	Garcia, Nelson	4	2	11	5:11.839		26.025	26.568	27.850		2
	Jacobs, Rick	2	3	11	5:12.095	0.256	27.394	27.556	28.173		3
	Bilogan, Steve	3	4	11	5:21.881	10.042	27.573	27.922	28.633		4
	Jones, Jeff	7	5	10	5:00.613		27.800	28.623	30.061		5
	Kretzschmar, Loren	1	6	10	5:03.164	2.551	26.527	27.766	30.316		6
	Hammond, Glenn	9	7	10	5:13.425	12.812	27.247	28.169	31.342		7
	Serio, Phil	8	8	9	5:32.103		30.617	31.261			8
	Dominguez, Pedro	6	9	8	5:12.130		31.054	36.895			9
	Hernandez, Justin	5	10	7	3:35.876		28.014	29.670			10

Car#	1	2	3	4	5	6	7	8	9	10
	Kretzschmar	Jacobs	Bilogan	Garcia	Hernandez	Dominguez, Pedro	Jones	Serio	Hammond	Diaz
1.	2/27.004	4/27.774	3/27.672	1/26.662	9/32.369	10/38.873	6/30.675	8/31.916	7/31.147	5/27.867
2.	3/28.063	5/30.369	4/29.808	1/26.799	7/28.014	10/31.054	8/30.122	9/31.563	6/27.247	2/25.695
3.	3/29.643	4/27.543	5/28.255	2/26.025	8/35.159	10/41.726	7/28.270	9/37.479	6/28.968	1/25.743
4.	4/30.840	3/27.415	6/35.552	2/27.776	7/29.804	10/44.507	5/27.800	9/31.251	8/41.047	1/26.880
5.	6/35.512	3/29.178	5/28.314	2/26.889	8/31.892	9/41.424	4/28.801	10/68.086	7/27.833	1/25.684
6.	8/37.818	3/27.653	5/31.427	2/33.342	7/28.555	9/34.949	4/29.534	10/33.543	6/28.216	1/25.984
7.	7/26.527	3/28.240	5/28.569	2/26.465	8/30.083	10/41.018	4/33.420	9/30.617	6/29.602	1/25.222
8.	7/30.501	3/28.842	4/28.600	2/27.368		9/38.579	5/31.808	8/30.956	6/28.582	1/26.116
9.	6/27.591	3/28.856	4/28.292	2/28.707			5/31.475	8/36.692	7/39.287	1/27.607
10.	6/29.665	3/28.831	4/27.573	2/29.044			5/28.708		7/31.496	1/25.475
11.		3/27.394	4/27.819	2/32.762						1/29.865
12.										1/25.172

Top Qualifiers	Qual#	Laps	Race Time (Difference)	Round	Race	Pos in Race	Fast Lap
Diaz, Reuben	1	12	5:17.310	1	4	1	25.172
Garcia, Nelson	2	11	5:11.839	1	4	2	26.025
Jacobs, Rick	3	11	5:12.095 0.256	1	4	3	27.394
Bilogan, Steve	4	11	5:21.881 9.786	1	4	4	27.573
Jones, Jeff	5	10	5:00.613	1	4	5	27.800
Kretzschmar, Loren	6	10	5:03.164 2.551	1	4	6	26.527
Hammond, Glenn	7	10	5:13.425 10.26	1	4	7	27.247
Serio, Phil	8	9	5:32.103	1	4	8	30.617
Dominguez, Pedro	9	8	5:12.130	1	4	9	31.054
Hernandez, Justin	10	7	3:35.876	1	4	10	28.014

4WD Short Course

Round 1

5

Coral Springs Race Day

Ser#42318

Timing and Scoring by www.RCScoringPro.com

Sponsor	Driver Name	Car	Pos	Laps	Race Time	Behind	Fast Lap	Average Top 5	Top 10	Top 15	Q#
	Paulins, Matt	2	1	11	5:19.346		26.428	27.110	28.624		1
	Baio, Joe	1	2	11	5:27.264	7.918	27.277	28.062	29.081		2
	Quiros, Shaun	3	3	10	5:04.796		27.869	28.656	30.480		3
	Romano, Robert	5	4	9	5:01.960		30.075	31.943			4
	Quiros, MJ	4	5	9	5:10.884	8.924	30.420	31.552			5
	Biggs, Patrick	6	6	6	5:33.795		30.906	41.406			6

Car#	1	2	3	4	5	6	7	8	9	10
	Baio	Paulins	Quiros	Quiros	Romano	Biggs				
1.	2/30.626	1/29.432	3/31.318	4/32.127	5/33.411	6/34.344				
2.	4/36.449	1/26.911	2/30.988	6/40.552	5/35.430	3/30.906				
3.	2/30.030	1/27.240	3/35.189	5/34.803	4/37.177	6/126.764				
4.	2/27.843	1/33.104	3/28.304	5/41.256	4/32.543	6/34.073				
5.	3/29.833	1/30.077	2/28.256	5/36.511	4/35.325	6/64.960				
6.	2/28.583	1/29.858	3/30.186	5/33.052	4/31.591	6/42.748				
7.	2/28.854	1/31.664	3/29.039	5/30.869	4/30.075					
8.	2/27.277	1/28.509	3/29.810	5/30.420	4/32.096					
9.	2/31.163	1/26.460	3/33.837	5/31.294	4/34.312					
10.	2/27.845	1/29.663	3/27.869							
11.	2/28.761	1/26.428								

Top Qualifiers			Qual#	Laps	Race Time (Difference)	Round	Race	Pos in Race	Fast Lap
	Paulins, Matt		1	11	5:19.346	1	5	1	26.428
	Baio, Joe		2	11	5:27.264 7.918	1	5	2	27.277
	Quiros, Shaun		3	10	5:04.796	1	5	3	27.869
	Romano, Robert		4	9	5:01.960	1	5	4	30.075
	Quiros, MJ		5	9	5:10.884 8.924	1	5	5	30.420
	Biggs, Patrick		6	6	5:33.795	1	5	6	30.906

2WD Stock Buggy

Round 1



Coral Springs Race Day

Ser#42318

Timing and Scoring by www.RCScoringPro.com

Sponsor	Driver Name	Car	Pos	Laps	Race Time	Behind	Fast Lap	Average Top 5	Top 10	Top 15	Q#
	Lopez, Jader	3	1	12	5:17.999		25.326	25.635	26.032		1
Spallone, Dustin	Cooper, Jared	1	2	11	5:05.254		26.541	26.843	27.411		2
	Spallone, Dustin	4	3	11	5:08.452	3.198	27.136	27.342	27.886		3
	Delfino, Scott	6	4	11	5:15.433	10.179	25.911	26.567	27.972		4
	Jacobs, Rick	2	5	11	5:26.454	21.200	27.977	28.252	29.248		5
	Biggs, Patrick	5	6	0							6

Car#	1	2	3	4	5	6	7	8	9	10
	Cooper	Jacobs	Lopez	Spallone	Biggs	Delfino				
1.	3/27.439	4/28.601	1/25.879	5/28.636		2/26.823				
2.	3/26.630	5/33.977	1/25.629	4/28.133		2/26.741				
3.	3/26.541	5/28.282	1/26.067	4/27.612		2/25.911				
4.	2/27.796	5/30.703	1/25.326	4/29.590		3/29.665				
5.	2/27.708	5/28.052	1/25.813	4/27.399		3/28.809				
6.	2/28.422	5/29.116	1/25.550	4/27.136		3/26.784				
7.	2/27.361	5/27.977	1/25.957	4/27.202		3/28.618				
8.	2/31.145	5/28.347	1/25.857	3/28.639		4/35.711				
9.	2/28.530	5/29.146	1/28.061	3/28.608		4/26.577				
10.	2/26.957	5/32.283	1/27.135	3/27.362		4/31.245				
11.	2/26.725	5/29.970	1/29.623	3/28.135		4/28.549				
12.			1/27.102							

Top Qualifiers	Qual#	Laps	Race Time (Difference)		Round	Race	Pos in Race	Fast Lap
Lopez, Jader	1	12	5:17.999		1	6	1	25.326
Cooper, Jared	2	11	5:05.254		1	6	2	26.541
Spallone, Dustin	3	11	5:08.452	3.198	1	6	3	27.136
Delfino, Scott	4	11	5:15.433	6.981	1	6	4	25.911
Jacobs, Rick	5	11	5:26.454	11.02	1	6	5	27.977
Biggs, Patrick	6	0			1	6	6	

E-Buggy

Top Qualifier is Laos, "PacMan" Christopher 12/5: 19.539 (Rnd 1)





Round 2

1

Coral Springs Race Day

Ser#42318

Timing and Scoring by www.RCScoringPro.com

Sponsor	Driver Name	Car	Pos	Laps	Race Time	Behind	Fast Lap	Average Top 5	Top 10	Top 15	Q#
	Laos, "PacMan" Christopher	2	1	13	5:21.529		23.944	24.046	24.329		1
	Kretzschmar, Loren	1	2	12	5:14.939		24.398	24.977	25.486		2
	Garcia, Nelson	5	3	12	5:23.099	8.160	25.267	25.741	26.272		3
	Bilogan, Steve	4	4	11	5:14.852		27.293	27.510	28.353		5
	Gibson, Adrian	7	5	11	5:25.932	11.080	25.206	26.614	28.911		7
	Blume, Richard	3	6	8	5:14.523		30.885	34.963			11
	Baio, Joe	6	7	1	0:28.194		28.194				8

Car#	1	2	3	4	5	6	7	8	9	10
	Kretzschmar	Laos	Blume	Bilogan	Garcia	Baio	Gibson			
1.	2/24.943	1/23.967	6/36.736	5/29.835	3/27.040	4/28.194	7/36.819			
2.	2/25.855	1/24.132	5/30.885	4/31.320	3/25.412		6/31.131			
3.	2/25.330	1/24.761	6/39.016	4/27.419	3/26.322		5/25.206			
4.	2/25.728	1/25.175	6/36.118	4/27.293	3/31.164		5/29.719			
5.	2/27.549	1/28.156	6/36.394	4/28.388	3/25.954		5/29.407			
6.	2/25.242	1/24.912	6/34.680	4/28.994	3/27.670		5/31.436			
7.	2/25.636	1/24.106	6/43.440	4/27.843	3/29.218		5/34.349			
8.	2/25.411	1/24.083	6/57.254	4/27.303	3/25.914		5/25.680			
9.	2/32.525	1/24.369		4/29.950	3/25.267		5/28.804			
10.	2/24.398	1/24.825		4/28.816	3/26.158		5/26.462			
11.	2/24.972	1/24.766		4/27.691	3/26.546		5/26.919			
12.	2/27.350	1/24.333			3/26.434					
13.		1/23.944								

Top Qualifiers	Qual#	Laps	Race Time (Difference)	Round	Race	Pos in Race	Fast Lap
Laos, "PacMan" Christopher	1	13	5:21.529	2	1	1	23.944
Kretzschmar, Loren	2	12	5:14.939	2	1	2	24.398
Garcia, Nelson	3	12	5:23.099 8.160	2	1	3	25.267
Scallo, Anthony	4	11	5:11.154	1	2	1	26.156
Bilogan, Steve	5	11	5:12.894 1.740	1	1	3	26.548
Romano, Robert	6	11	5:14.976 2.082	1	2	2	26.277
Gibson, Adrian	7	11	5:20.124 5.148	1	1	4	26.624
Baio, Joe	8	10	5:06.413	1	1	6	27.833
Hernandez, Johnathan	9	10	5:15.426 9.013	1	2	3	27.407
Hernandez, Justin	10	10	5:21.786 6.360	1	2	4	29.496

E-Buggy

Round 2

Top Qualifier is Laos, "PacMan" Christopher 13/5: 21.529 (Rnd 2)

2

Coral Springs Race Day

Ser#42318

Timing and Scoring by www.RCScoringPro.com

Sponsor	Driver Name	Car	Pos	Laps	Race Time	Behind	Fast Lap	Average Top 5	Top 10	Top 15	Q#
	Scallo, Anthony	3	1	12	5:15.099		24.863	25.427	25.946		3
	Romano, Robert	6	2	12	5:19.437	4.338	24.814	25.310	26.163		4
	Hernandez, Johnathan	2	3	11	5:24.471		25.832	27.098	28.931		8
	Hernandez, Justin	1	4	10	5:18.696		27.978	28.916	31.870		10
	Dominguez. Pedro	4	5	9	5:15.705		31.062	32.446			11

Car#	1	2	3	4	5	6	7	8	9	10
	Hernandez	Hernandez	Scallo	Dominguez.Ped		Romano				
1.	4/34.447	2/25.832	3/26.861	5/39.479		1/25.333				
2.	4/30.370	3/32.385	2/25.214	5/35.396		1/25.463				
3.	4/29.623	3/35.160	2/28.480	5/34.865		1/28.794				
4.	3/28.021	4/31.066	2/25.632	5/31.062		1/24.814				
5.	3/27.978	4/28.880	2/27.160	5/32.054		1/27.322				
6.	3/28.586	4/26.899	2/26.040	5/32.798		1/25.911				
7.	4/33.199	3/29.994	2/25.928	5/31.453		1/27.153				
8.	4/34.936	3/30.472	2/25.684	5/36.420		1/25.272				
9.	4/37.909	3/26.992	1/24.863	5/42.178		2/26.772				
10.	4/33.627	3/29.906	1/26.590			2/25.668				
11.		3/26.885	1/25.744			2/27.927				
12.			1/26.903			2/29.008				

Top Qualifiers		Qual#	Laps	Race Time (Difference)		Round	Race	Pos in Race	Fast Lap
Laos, "PacMan" Christopher		1	13	5:21.529		2	1	1	23.944
Kretzschmar, Loren		2	12	5:14.939		2	1	2	24.398
Scallo, Anthony		3	12	5:15.099	0.160	2	2	1	24.863
Romano, Robert		4	12	5:19.437	4.338	2	2	2	24.814
Garcia, Nelson		5	12	5:23.099	3.662	2	1	3	25.267
Bilogan, Steve		6	11	5:12.894		1	1	3	26.548
Gibson, Adrian		7	11	5:20.124	7.230	1	1	4	26.624
Hernandez, Johnathan		8	11	5:24.471	4.347	2	2	3	25.832
Baio, Joe		9	10	5:06.413		1	1	6	27.833
Hernandez, Justin		10	10	5:18.696	12.28	2	2	4	27.978

Mod 4WD Buggy

Top Qualifier is Davila, Daniel 11/5: 03.319 (Rnd 1)

Round 2

3

Coral Springs Race Day

Ser#42318

Timing and Scoring by www.RCSoringPro.com

Sponsor	Driver Name	Car	Pos	Laps	Race Time	Behind	Fast Lap	Average Top 5	Top 10	Top 15	Q#
	Davila, Daniel	7	1	13	5:22.421		23.376	23.673	23.950		1
	Cooper, Jared	1	2	12	5:07.380		23.815	24.215	24.770		2
	Gardner, Joel	6	3	12	5:08.144	0.764	24.520	24.813	25.402		3
	Paulins, Matt	4	4	12	5:31.367	23.987	25.336	25.745	26.812		4
	Blume, Richard	2	5	8	4:53.834		30.819	32.624			7
	Delfino, Scott	5	6	0							
	Hancock, John	3	7	0							

Car#	1	2	3	4	5	6	7	8	9	10
	Cooper	Blume	Hancock	Paulins	Delfino	Gardner	Davila			
1.	2/24.814	5/35.192		4/29.135		1/24.520	3/24.989			
2.	2/25.105	5/33.227		4/26.896		3/26.221	1/24.612			
3.	3/27.833	5/41.088		4/26.883		2/25.796	1/23.911			
4.	2/23.815	5/30.930		4/25.336		3/26.472	1/24.258			
5.	2/24.999	5/32.953		4/25.934		3/25.517	1/23.697			
6.	2/24.205	5/30.819		4/28.070		3/27.584	1/24.292			
7.	2/24.108	5/38.535		4/28.406		3/24.533	1/26.498			
8.	2/24.751	5/51.090		4/26.024		3/25.942	1/23.812			
9.	2/25.146			4/29.672		3/24.906	1/24.066			
10.	2/26.557			4/25.861		3/25.483	1/23.376			
11.	3/31.852			4/25.571		2/24.625	1/23.801			
12.	2/24.195			4/33.579		3/26.545	1/31.431			
13.							1/23.678			

Top Qualifiers	Qual#	Laps	Race Time (Difference)		Round	Race	Pos in Race	Fast Lap
Davila, Daniel	1	13	5:22.421		2	3	1	23.376
Cooper, Jared	2	12	5:07.380		2	3	2	23.815
Gardner, Joel	3	12	5:08.144	0.764	2	3	3	24.520
Paulins, Matt	4	12	5:31.367	23.22	2	3	4	25.336
Delfino, Scott	5	11	5:21.691		1	3	3	25.741
Hancock, John	6	10	5:18.926		1	3	5	26.850
Blume, Richard	7	8	4:53.834		2	3	5	30.819

13.5 4WD Buggy

Top Qualifier is Diaz, Reuben 12/5: 17.310 (Rnd 1)


Round 2

4

Coral Springs Race Day

Ser#42318

Timing and Scoring by www.RCScorePro.com

Sponsor	Driver Name	Car	Pos	Laps	Race Time	Behind	Fast Lap	Average Top 5	Top 10	Top 15	Q#
	Diaz, Reuben	10	1	12	5:08.643		24.641	24.894	25.364		1
	Garcia, Nelson	4	2	11	5:01.520		25.712	26.394	27.137		2
	Kretzschmar, Loren	1	3	11	5:03.435	1.915	24.851	25.798	27.268		3
	Jacobs, Rick	2	4	11	5:08.734	7.214	26.331	26.677	27.656		4
	Hammond, Glenn	9	5	11	5:39.760	38.240	26.132	26.690	29.863		6
	Bilogan, Steve	3	6	10	5:04.743		26.793	27.480	30.474		5
	Serio, Phil	8	7	10	5:13.924	9.181	28.544	29.081	31.392		8
	Hernandez, Justin	5	8	10	5:13.993	9.250	26.717	28.515	31.399		9
	Dominguez, Pedro	6	9	9	5:06.089		28.601	30.049			10
	Jones, Jeff	7	10	8	3:51.867		26.727	27.818			7

Car#	1	2	3	4	5	6	7	8	9	10
	Kretzschmar	Jacobs	Bilogan	Garcia	Hernandez	Dominguez, Pedro	Jones	Serio	Hammond	Diaz
1.	7/30.752	4/28.579	3/27.743	2/26.980	10/41.852	9/41.169	5/28.593	6/30.609	8/38.494	1/24.967
2.	5/26.670	3/26.331	4/27.949	1/25.712	9/32.122	10/43.461	7/32.044	6/29.280	8/26.671	2/28.923
3.	5/28.410	3/26.789	4/27.757	2/28.737	9/27.051	10/28.663	6/27.139	7/29.931	8/27.504	1/24.732
4.	5/25.764	3/26.651	4/27.507	2/26.103	9/32.166	10/34.655	6/31.099	7/37.189	8/36.205	1/25.917
5.	4/27.841	3/26.981	5/35.693	2/26.833	8/26.717	10/30.176	6/27.780	7/29.205	9/31.385	1/25.487
6.	4/27.304	3/27.293	6/30.457	2/27.249	9/31.404	10/29.632	5/29.634	7/28.938	8/26.132	1/26.062
7.	4/30.688	3/32.171	8/43.207	2/26.988	9/33.478	10/28.601	5/28.851	7/28.544	6/26.834	1/24.641
8.	3/24.851	4/28.489	8/26.793	2/29.445	9/26.951	10/33.171	5/26.727	6/29.439	7/31.595	1/25.639
9.	4/29.451	3/26.632	6/27.598	2/26.360	7/31.801	9/36.561		8/40.525	5/26.741	1/25.128
10.	3/25.630	4/31.464	6/30.039	2/26.962	8/30.451			7/30.264	5/27.074	1/26.066
11.	3/26.074	4/27.354		2/30.151					5/41.125	1/26.081
12.										1/25.000

Top Qualifiers	Qual#	Laps	Race Time (Difference)	Round	Race	Pos in Race	Fast Lap
Diaz, Reuben	1	12	5:08.643	2	4	1	24.641
Garcia, Nelson	2	11	5:01.520	2	4	2	25.712
Kretzschmar, Loren	3	11	5:03.435 1.915	2	4	3	24.851
Jacobs, Rick	4	11	5:08.734 5.299	2	4	4	26.331
Bilogan, Steve	5	11	5:21.881 13.14	1	4	4	27.573
Hammond, Glenn	6	11	5:39.760 17.87	2	4	5	26.132
Jones, Jeff	7	10	5:00.613	1	4	5	27.800
Serio, Phil	8	10	5:13.924 13.31	2	4	7	28.544
Hernandez, Justin	9	10	5:13.993 0.069	2	4	8	26.717
Dominguez, Pedro	10	9	5:06.089	2	4	9	28.601

4WD Short Course

Round 2

Top Qualifier is Paulins, Matt 11/5: 19.346 (Rnd 1)



Coral Springs Race Day

Ser#42318

Timing and Scoring by www.RCScoringPro.com

Sponsor	Driver Name	Car	Pos	Laps	Race Time	Behind	Fast Lap	Average Top 5	Top 10	Top 15	Q#
	Baio, Joe	1	1	11	5:07.043		26.839	27.229	27.741		1
	Quiros, Shaun	3	2	11	5:14.252	7.209	27.484	27.657	28.317		2
	Paulins, Matt	2	3	11	5:14.475	7.432	25.760	26.209	28.142		3
	Romano, Robert	5	4	10	5:05.414		27.923	28.693	30.541		4
	Quiros, MJ	4	5	10	5:21.336	15.922	28.870	29.747	32.134		5
	Biggs, Patrick	6	6	9	5:24.972		28.695	31.662			6

Car#	1	2	3	4	5	6	7	8	9	10
	Baio	Paulins	Quiros	Quiros	Romano	Biggs				
1.	1/26.839	2/28.040	3/28.861	4/29.644	6/33.464	5/32.811				
2.	1/27.582	2/27.443	3/27.484	4/30.416	5/31.472	6/60.029				
3.	1/28.924	3/32.232	2/28.790	4/28.870	5/27.923	6/39.360				
4.	1/27.812	3/28.743	2/28.831	4/29.930	5/28.108	6/28.695				
5.	1/29.099	4/33.051	2/27.490	3/29.875	5/29.701	6/30.625				
6.	1/27.237	3/25.799	2/27.716	5/37.217	4/31.487	6/33.476				
7.	1/26.886	3/25.877	2/27.500	5/34.542	4/29.411	6/33.798				
8.	1/27.753	3/26.165	2/30.270	5/31.367	4/29.006	6/33.339				
9.	1/29.632	3/31.010	2/31.085	5/34.811	4/29.019	6/32.839				
10.	1/27.680	2/25.760	3/28.095	5/34.664	4/35.823					
11.	1/27.599	3/30.355	2/28.130							

Top Qualifiers	Qual#	Laps	Race Time (Difference)	Round	Race	Pos in Race	Fast Lap
Baio, Joe	1	11	5:07.043	2	5	1	26.839
Quiros, Shaun	2	11	5:14.252 7.209	2	5	2	27.484
Paulins, Matt	3	11	5:14.475 0.223	2	5	3	25.760
Romano, Robert	4	10	5:05.414	2	5	4	27.923
Quiros, MJ	5	10	5:21.336 15.92	2	5	5	28.870
Biggs, Patrick	6	9	5:24.972	2	5	6	28.695

2WD Stock Buggy

Top Qualifier is Lopez, Jader 12/5: 17.999 (Rnd 1)

Round 2

6

Coral Springs Race Day

Ser#42318

Timing and Scoring by www.RCScoringPro.com

Sponsor	Driver Name	Car	Pos	Laps	Race Time	Behind	Fast Lap	Average Top 5	Top 10	Top 15	Q#
	Lopez, Jader	3	1	12	5:16.597		24.561	24.889	25.556		1
	Delfino, Scott	6	2	12	5:26.440	9.843	25.563	25.767	26.699		2
	Cooper, Jared	1	3	11	5:02.588		24.902	25.788	27.044		3
	Jacobs, Rick	2	4	11	5:11.072	8.484	26.875	27.363	27.962		5
	Biggs, Patrick	5	5	10	5:13.481		26.978	28.739	31.348		6
	Spallone, Dustin	4	6	4	1:45.498		25.766				4

Car#	1	2	3	4	5	6	7	8	9	10
	Cooper	Jacobs	Lopez	Spallone	Biggs	Delfino				
1.	6/32.148	4/31.456	5/32.117	1/26.824	2/29.723	3/29.965				
2.	6/27.138	4/27.458	3/25.207	1/25.857	5/29.433	2/26.529				
3.	5/28.436	4/28.783	2/24.649	1/25.766	6/28.789	3/25.702				
4.	4/26.583	5/26.875	3/26.323	1/27.051	6/37.207	2/25.757				
5.	3/25.617	4/27.524	2/25.981		5/28.773	1/26.072				
6.	3/25.489	4/28.041	1/24.987		5/30.633	2/25.563				
7.	3/26.351	4/30.040	1/24.561		5/32.265	2/28.065				
8.	3/32.006	4/27.657	1/28.232		5/26.978	2/29.488				
9.	3/24.902	4/27.905	1/28.921		5/38.080	2/25.740				
10.	3/27.339	4/28.032	1/25.220		5/31.600	2/28.530				
11.	3/26.579	4/27.301	1/25.041			2/28.434				
12.			1/25.358			2/26.595				

Top Qualifiers	Qual#	Laps	Race Time (Difference)	Round	Race	Pos in Race	Fast Lap
Lopez, Jader	1	12	5:16.597	2	6	1	24.561
Delfino, Scott	2	12	5:26.440 9.843	2	6	2	25.563
Cooper, Jared	3	11	5:02.588	2	6	3	24.902
Spallone, Dustin	4	11	5:08.452 5.864	1	6	3	27.136
Jacobs, Rick	5	11	5:11.072 2.620	2	6	4	26.875
Biggs, Patrick	6	10	5:13.481	2	6	5	26.978

4WD Short Course (A Main)

Top Qualifier is Baio, Joe 11/5: 07.043 (Rnd 2)

Round 3

2

Coral Springs Race Day

Ser#42318

Timing and Scoring by www.RCScoringPro.com

Sponsor	Driver Name	Car	Pos	Laps	Race Time	Behind	Fast Lap	Average Top 5	Top 10	Top 15	Q#
	Baio, Joe	1	1	11	5: 11.981		26.571	27.003	28.183		1
	Paulins, Matt	2	2	11	5: 19.281	7.300	24.997	26.517	28.666		3
	Romano, Robert	5	3	11	5: 26.871	14.890	26.873	27.827	29.339		4
	Quiros, Shaun	3	4	11	5: 28.555	16.574	27.317	27.819	29.982		2
	Biggs, Patrick	6	5	10	5: 17.666		28.894	29.524			6
	Quiros, MJ	4	6	10	5: 30.080	12.414	27.921	30.461			5

Car#	1	2	3	4	5	6	7	8	9	10
	Baio	Paulins	Quiros	Quiros	Romano	Biggs				
1.	3/30.155	5/32.619	1/28.734	2/29.823	6/33.483	4/32.193				
2.	1/28.523	2/26.271	5/33.741	3/30.029	4/27.596	6/31.033				
3.	3/34.708	4/35.113	2/30.277	5/37.580	1/28.160	6/37.322				
4.	1/26.571	4/30.293	3/28.384	5/28.372	2/31.804	6/31.180				
5.	1/27.311	3/25.597	2/28.592	5/32.657	4/29.989	6/28.942				
6.	1/27.494	4/29.261	2/27.403	6/37.581	3/26.873	5/34.028				
7.	1/26.737	3/26.849	2/28.264	6/27.921	4/31.859	5/28.902				
8.	1/28.021	3/29.170	2/28.075	6/37.198	4/29.709	5/29.848				
9.	1/27.851	3/28.870	2/27.317	6/33.324	4/28.206	5/28.894				
10.	1/27.706	3/24.997	2/28.038	6/35.595	4/28.302	5/35.324				
11.	1/26.904	2/30.241	4/39.730		3/30.890					

13.5 4WD Buggy (A Main)

Top Qualifier is Diaz, Reuben 12/5: 08.643 (Rnd 2)

Round 3

3

Coral Springs Race Day

Ser#42318

Timing and Scoring by www.RCScoringPro.com

Sponsor	Driver Name	Car	Pos	Laps	Race Time	Behind	Fast Lap	Average Top 5	Top 10	Top 15	Q#
	Jacobs, Rick	2	1	12	5:16.045		25.344	25.775	26.100		4
	Kretzschmar, Loren	1	2	12	5:16.661	0.616	24.756	25.394	25.821		3
	Diaz, Reuben	10	3	12	5:24.682	8.637	24.014	24.272	25.154		1
	Garcia, Nelson	4	4	12	5:25.825	9.780	25.430	25.665	26.908		2
	Bilogan, Steve	3	5	11	5:06.665		25.907	26.482	27.973		5
	Jones, Jeff	7	6	11	5:20.132	13.467	26.149	26.963	28.862		7
	Hammond, Glenn	9	7	11	5:24.190	17.525	26.369	27.010	29.404		6
	Hernandez, Justin	5	8	11	5:29.687	23.022	26.048	27.512	29.900		9
	Dominguez, Pedro	6	9	9	5:08.600		30.220	31.817			10
	Serio, Phil	8	10	1	0:32.499						8

Car#	1	2	3	4	5	6	7	8	9	10
	Kretzschmar	Jacobs	Bilogan	Garcia	Hernandez	Dominguez, Pedro	Jones	Serio	Hammond	Diaz
1.	6/31.090	3/27.518	2/26.934	1/24.953	5/30.692	9/34.791	7/31.515	8/32.499	4/30.152	10/34.875
2.	5/26.596	2/26.541	3/28.240	1/25.509	6/27.750	9/30.220	8/29.735		4/26.716	7/24.745
3.	4/25.661	2/26.051	3/26.152	1/26.830	6/29.273	9/31.476	8/27.483		7/31.324	5/24.393
4.	4/26.126	2/25.344	5/28.463	1/25.879	8/35.403	9/33.209	7/28.786		6/28.449	3/24.744
5.	4/25.850	2/25.447	5/25.907	1/25.430	8/34.954	9/31.493	7/27.469		6/26.532	3/26.126
6.	4/24.756	2/26.391	5/26.174	1/27.016	8/29.996	9/42.916	7/26.498		6/26.369	3/24.102
7.	4/25.054	3/25.922	5/31.965	1/25.769	8/26.048	9/38.601	7/29.645		6/28.256	2/24.014
8.	4/25.773	2/26.460	5/30.923	3/28.868	8/26.547	9/32.735	6/28.550		7/33.422	1/24.133
9.	4/27.366	3/27.529	5/27.047	2/26.343	8/27.943	9/33.159	6/26.149		7/33.239	1/24.716
10.	3/25.744	2/26.204	5/27.729	4/31.694	8/30.513		7/37.088		6/27.178	1/24.917
11.	3/26.889	2/26.113	5/27.131	4/25.738	8/30.568		6/27.214		7/32.553	1/29.649
12.	2/25.756	1/26.525		4/31.796						3/38.268

2WD Stock Buggy (A Main)

Top Qualifier is Lopez, Jader 12/5: 16.597 (Rnd 2)

Round 3

4

Coral Springs Race Day

Ser#42318

Timing and Scoring by www.RCScoringPro.com

Sponsor	Driver Name	Car	Pos	Laps	Race Time	Behind	Fast Lap	Average Top 5	Top 10	Top 15	Q#
	Lopez, Jader	3	1	12	5:01.125		24.057	24.310	24.610		1
	Delfino, Scott	6	2	12	5:12.031	10.906	25.323	25.449	25.859		2
	Cooper, Jared	1	3	12	5:19.446	18.321	25.575	25.834	26.369		3
	Jacobs, Rick	2	4	11	5:01.511		25.894	26.376	27.462		5
	Biggs, Patrick	5	5	11	5:29.310	27.799	27.206	28.400	29.998		6
	Spallone, Dustin	4	6	6	2:39.721		25.257	26.712			4

Car#	1	2	3	4	5	6	7	8	9	10
	Cooper	Jacobs	Lopez	Spallone	Biggs	Delfino				
1.	2/25.876	4/26.890	5/28.135	3/26.159	6/29.331	1/25.125				
2.	4/29.880	3/26.895	2/24.655	5/30.531	6/28.355	1/25.481				
3.	4/26.031	3/27.146	1/24.202	5/26.242	6/30.209	2/26.690				
4.	4/25.609	3/26.225	1/24.528	5/25.863	6/33.765	2/25.441				
5.	4/26.082	3/25.894	1/24.994	5/25.257	6/28.535	2/25.383				
6.	3/25.871	5/29.889	1/24.695	4/25.669	6/28.778	2/25.616				
7.	3/26.371	4/26.930	1/24.491		5/29.922	2/26.725				
8.	3/25.575	4/25.934	1/26.888		5/32.188	2/28.321				
9.	3/28.979	4/30.511	1/25.233		5/27.206	2/25.753				
10.	3/26.398	4/26.984	1/24.270		5/29.126	2/25.323				
11.	3/26.270	4/28.213	1/24.057		5/31.895	2/26.086				
12.	3/26.504		1/24.977			2/26.087				

Mod 4WD Buggy (A Main)

Top Qualifier is Davila, Daniel 13/5: 22.421 (Rnd 2)

Round 3

6

Coral Springs Race Day

Ser#42318

Timing and Scoring by www.RCScoringPro.com

Sponsor	Driver Name	Car	Pos	Laps	Race Time	Behind	Fast Lap	Average Top 5	Top 10	Top 15	Q#
	Davila, Daniel	7	1	13	5:15.392		23.166	23.517	23.871		1
	Paulins, Matt	4	2	12	5:26.342		25.037	25.613	26.715		4
	Cooper, Jared	1	3	11	5:05.632		23.932	25.033	28.188		2
	Hancock, John	3	4	10	5:11.301		26.972	28.828			6
	Delfino, Scott	5	5	9	5:24.123		24.667	25.753			5
	Blume, Richard	2	6	8	5:10.818		30.435	35.587			7
	Gardner, Joel	6	7	3	1:21.444		25.951				3

Car#	1	2	3	4	5	6	7	8	9	10
	Cooper	Blume	Hancock	Paulins	Delfino	Gardner	Davila			
1.	2/23.754	6/32.937	7/33.113	5/28.252	3/24.979	4/25.831	1/22.984			
2.	2/24.780	7/50.378	6/31.749	5/30.940	3/25.578	4/29.662	1/23.942			
3.	2/26.041	7/35.015	6/31.527	5/25.697	3/28.936	4/25.951	1/24.274			
4.	2/34.021	5/36.627	4/27.676	3/26.041	6/112.846		1/23.574			
5.	2/23.932	5/30.435	4/28.398	3/27.974	6/24.946		1/27.002			
6.	2/28.806	5/39.088	4/35.335	3/26.904	6/28.595		1/23.633			
7.	2/25.648	5/36.768	4/26.972	3/25.327	6/24.667		1/23.166			
8.	3/32.763	6/49.570	4/31.475	2/26.947	5/27.925		1/24.356			
9.	3/29.865		4/29.620	2/25.965	5/25.651		1/23.489			
10.	3/31.257		4/35.436	2/25.037			1/26.695			
11.	3/24.765			2/30.903			1/24.618			
12.				2/26.355			1/23.936			
13.							1/23.723			