

Electric Buggy


Round 1

1

Coral Springs Race Day

Ser#42318

Timing and Scoring by www.RCScoringPro.com

Sponsor	Driver Name	Car	Pos	Laps	Race Time	Behind	Fast Lap	Average Top 5	Top 10	Top 15	Q#
	Laos, "PacMan" Christopher	1	1	11	5:07.371		25.413	26.345	27.551		1
	Romano, Robert	7	2	11	5:09.671	2.300	25.836	26.583	27.727		2
	Large, Scott	5	3	11	5:18.639	11.268	27.576	27.816	28.282		3
	Honcho, Mke	2	4	10	5:05.509		29.040	29.297	30.551		4
	Wise, Chris	6	5	10	5:16.767	11.258	28.009	29.300	31.677		5
	Blume, Richard	4	6	8	5:24.106		29.542	33.614			6
	Bankin, Max	3	7	6	3:21.925		29.160	32.538			7

Car#	1	2	3	4	5	6	7	8	9	10
	Laos	Honcho	Bankin	Blume	Large	Wise	Romano			
1.	1/25.413	3/29.040	6/33.812	4/30.300	2/27.668	7/34.410	5/31.436			
2.	1/28.145	3/31.318	6/39.236	5/35.631	2/27.897	7/39.780	4/32.401			
3.	1/25.687	3/29.378	6/38.029	7/73.564	2/28.450	5/28.009	4/28.060			
4.	1/31.859	4/29.320	6/31.536	7/39.776	2/28.155	5/31.733	3/26.765			
5.	1/29.518	4/29.603	6/29.160	7/32.823	2/28.977	5/29.882	3/29.377			
6.	1/27.175	4/29.581	6/30.152	7/39.999	2/27.883	5/30.876	3/26.468			
7.	1/27.605	4/31.982		6/42.471	2/29.496	5/31.758	3/28.056			
8.	1/26.982	4/32.883		6/29.542	2/28.668	5/29.165	3/25.836			
9.	1/26.467	4/29.167			3/35.815	5/32.584	2/26.700			
10.	1/29.674	4/33.237			3/28.054	5/28.570	2/27.144			
11.	1/28.846				3/27.576		2/27.428			

Electric Buggy

Round 1


Top Qualifier is Laos, "PacMan" Christopher 11/5: 07.371 (Rnd 1)

2

Coral Springs Race Day

Ser#42318

Timing and Scoring by www.RCScoringPro.com

Sponsor	Driver Name	Car	Pos	Laps	Race Time	Behind	Fast Lap	Average Top 5	Top 10	Top 15	Q#
	Garcia, Nelson	2	1	11	5:01.302		26.075	26.311	27.071		1
	Scallo, Anthony	1	2	11	5:11.982	10.680	27.060	27.520	28.151		4
	Steele, Shaun	5	3	10	5:12.347		28.287	28.766	31.235		7
	Allen, Tyler	4	4	10	5:19.177	6.830	26.441	29.717	31.918		9
	Spallone, Dustin	6	5	10	5:25.787	13.440	28.685	29.230	32.579		10
	Hernandez, Justin	3	6	6	3:02.581		28.593	30.062			12


Car# 1	2	3	4	5	6	7	8	9	10
Scallo	Garcia	Hernandez	Allen	Steele	Spallone				
1. 2/27.875	1/26.728	5/32.272	4/28.617	3/28.417	6/39.465				
2. 2/28.495	1/26.608	5/31.449	4/32.351	3/29.055	6/29.065				
3. 2/28.750	1/26.075	5/30.000	4/31.988	3/34.839	6/33.035				
4. 2/28.573	1/30.595	3/29.575	4/36.177	6/39.024	5/29.265				
5. 2/27.060	1/26.385	3/28.593	4/26.441	5/31.507	6/33.673				
6. 2/27.620	1/26.948	3/30.692	5/36.292	4/28.287	6/38.070				
7. 2/29.302	1/27.575		3/30.554	4/32.581	5/29.352				
8. 2/27.910	1/27.509		4/31.561	3/29.432	5/28.685				
9. 2/27.137	1/26.397		4/33.782	3/30.566	5/29.782				
10. 2/28.789	1/30.390		4/31.414	3/28.639	5/35.395				
11. 2/30.471	1/26.092								

Top Qualifiers	Qual#	Laps	Race Time (Difference)	Round	Race	Pos in Race	Fast Lap
Garcia, Nelson	1	11	5:01.302	1	2	1	26.075
Laos, "PacMan" Christopher	2	11	5:07.371 6.069	1	1	1	25.413
Romano, Robert	3	11	5:09.671 2.300	1	1	2	25.836
Scallo, Anthony	4	11	5:11.982 2.311	1	2	2	27.060
Large, Scott	5	11	5:18.639 6.657	1	1	3	27.576
Honcho, Mike	6	10	5:05.509	1	1	4	29.040
Steele, Shaun	7	10	5:12.347 6.838	1	2	3	28.287
Wise, Chris	8	10	5:16.767 4.420	1	1	5	28.009
Allen, Tyler	9	10	5:19.177 2.410	1	2	4	26.441
Spallone, Dustin	10	10	5:25.787 6.610	1	2	5	28.685

Coral Springs Race Day

Ser#42318

Timing and Scoring by www.RCScoringPro.com

Sponsor	Driver Name	Car	Pos	Laps	Race Time	Behind	Fast Lap	Average Top 5	Top 10	Top 15	Q#
	Laos, "PacMan" Christopher	1	1	12	5:13.269		24.782	25.202	25.628		1
	Vasan, Sebastian	3	2	12	5:14.469	1.200	24.754	25.206	25.630		2
	Cox, Joshua	2	3	11	5:13.981		26.980	27.114	27.770		3
	Davila, Daniel	4	4	5	2:38.878		25.036	31.776			4

Car# 1	2	3	4	5	6	7	8	9	10
Laos	Cox	Vasan	Davila						
1. 3/27.216	4/28.798	1/24.754	2/25.291						
2. 3/25.910	4/29.603	1/25.263	2/25.682						
3. 2/24.862	4/26.980	1/26.025	3/31.208						
4. 1/25.659	4/27.520	2/30.269	3/25.036						
5. 1/25.551	3/27.326	2/25.367	4/51.661						
6. 1/25.492	3/27.404	2/25.786							
7. 1/25.393	3/27.077	2/27.898							
8. 1/25.479	3/27.001	2/26.524							
9. 1/28.862	3/28.802	2/26.195							
10. 1/28.125	3/27.185	2/25.637							
11. 1/24.782	3/36.285	2/25.743							
12. 1/25.938		2/25.008							

Top Qualifiers	Qual#	Laps	Race Time (Difference)	Round	Race	Pos in Race	Fast Lap
Laos, "PacMan" Christopher	1	12	5:13.269	1	3	1	24.782
Vasan, Sebastian	2	12	5:14.469 1.200	1	3	2	24.754
Cox, Joshua	3	11	5:13.981	1	3	3	26.980
Davila, Daniel	4	5	2:38.878	1	3	4	25.036

13.5 4WD Buggy

Round 1

4

Coral Springs Race Day

Ser#42318

Timing and Scoring by www.RCScoringPro.com

Sponsor	Driver Name	Car	Pos	Laps	Race Time	Behind	Fast Lap	Average Top 5	Top 10	Top 15	Q#
	Diaz, Reuben	6	1	12	5:07.385		24.727	24.972	25.352		1
	Maclellan, Alex	5	2	11	4:46.484		25.103	25.263	25.715		2
	Hammond, Glenn	4	3	11	5:01.672	15.188	26.827	27.010	27.346		3
	Garcia, Nelson	2	4	11	5:02.984	16.500	25.878	26.317	27.238		4
	Cox, Joshua	1	5	11	5:06.645	20.161	26.549	26.770	27.570		5
	Steele, Shaun	7	6	11	5:20.282	33.798	320.282				6
	Hernandez, Justin	3	7	11	5:28.177	41.693	27.141	28.021	29.211		7

Car#	1	2	3	4	5	6	7	8	9	10
	Cox	Garcia	Hernandez	Hammond	Maclellan	Diaz	Steele			
1.	4/28.733	6/29.383	5/28.971	3/27.308	1/25.916	2/26.208				
2.	5/27.204	4/25.878	6/29.636	3/27.205	1/25.403	2/25.702				
3.	4/27.774	5/30.607	6/29.724	3/26.874	1/25.256	2/26.013				
4.	4/26.695	5/26.728	6/27.141	3/27.626	1/25.355	2/25.175				
5.	4/26.628	5/26.500	6/27.860	3/27.003	1/26.130	2/25.452				
6.	4/26.549	5/28.180	6/28.416	3/27.481	1/25.199	2/27.531				
7.	4/26.774	5/27.429	6/29.516	3/26.827	2/29.331	1/25.288				
8.	4/28.095	5/29.073	6/33.479	3/27.143	2/25.715	1/24.857				
9.	4/30.948	5/25.951	6/36.066	3/28.214	2/27.423	1/26.330				
10.	5/29.045	4/26.567	6/27.719	3/28.168	2/25.103	1/25.206				
11.	5/28.200	4/26.688	6/29.649	3/27.823	2/25.653	1/24.727				
12.						1/24.896	2/320.282			

Top Qualifiers	Qual#	Laps	Race Time (Difference)		Round	Race	Pos in Race	Fast Lap
Diaz, Reuben	1	12	5:07.385		1	4	1	24.727
Maclellan, Alex	2	11	4:46.484		1	4	2	25.103
Hammond, Glenn	3	11	5:01.672	15.18	1	4	3	26.827
Garcia, Nelson	4	11	5:02.984	1.312	1	4	4	25.878
Cox, Joshua	5	11	5:06.645	3.661	1	4	5	26.549
Steele, Shaun	6	11	5:20.282	13.63	1	4	6	320.282
Hernandez, Justin	7	11	5:28.177	7.895	1	4	7	27.141

4WD Short Course

Round 1

5

Coral Springs Race Day

Ser#42318

Timing and Scoring by www.RCScoringPro.com

Sponsor	Driver Name	Car	Pos	Laps	Race Time	Behind	Fast Lap	Average Top 5	Top 10	Top 15	Q#
	Jones, Jeff	3	1	11	5:42.839		27.493	28.291	29.914		1
	Biggs, Patrick	5	2	10	5:11.133		29.623	30.175	31.113		2
	Wise, Chris	1	3	10	5:14.152	3.019	27.462	28.091	31.415		3
	Steele, Shaun	4	4	10	5:25.634	14.501	28.782	31.049	32.563		4
	Serio, Phil	2	5	2	1:25.021		33.307				5

Car#	1	2	3	4	5	6	7	8	9	10
	Wise	Serio	Jones	Steele	Biggs					
1.	3/32.269	4/33.307	2/32.020	5/35.868	1/31.501					
2.	3/29.878	5/51.714	1/28.284	4/32.151	2/30.376					
3.	4/44.724		1/28.616	3/32.148	2/33.298					
4.	4/28.452		1/31.762	3/30.989	2/32.184					
5.	3/28.403		1/28.053	4/37.022	2/31.706					
6.	3/27.694		1/31.329	4/28.782	2/31.568					
7.	2/27.462		1/30.513	4/32.658	3/29.868					
8.	3/33.978		1/32.058	4/31.606	2/31.345					
9.	2/28.443		1/27.493	4/31.721	3/29.664					
10.	3/32.849		1/29.009	4/32.689	2/29.623					
11.			1/43.702							

Top Qualifiers	Qual#	Laps	Race Time (Difference)		Round	Race	Pos in Race	Fast Lap
Jones, Jeff	1	11	5:42.839		1	5	1	27.493
Biggs, Patrick	2	10	5:11.133		1	5	2	29.623
Wise, Chris	3	10	5:14.152	3.019	1	5	3	27.462
Steele, Shaun	4	10	5:25.634	11.48	1	5	4	28.782
Serio, Phil	5	2	1:25.021		1	5	5	33.307

Mod 4WD Buggy

Round 1

6

Coral Springs Race Day

Ser#42318

Timing and Scoring by www.RCScoringPro.com

Sponsor	Driver Name	Car	Pos	Laps	Race Time	Behind	Fast Lap	Average Top 5	Top 10	Top 15	Q#
	Davila, Daniel	7	1	12	5:15.200		24.609	25.035	25.795		1
	MacLellan, Alex	8	2	12	5:19.750	4.550	24.737	25.000	25.832		2
	Delfino, Scott	9	3	12	5:22.820	7.620	24.653	25.016	25.947		3
	Vasan, Sebastian	4	4	11	5:02.595		25.192	25.702	26.781		4
	Bankin, Max	3	5	11	5:14.320	11.725	27.054	27.595	28.304		5
	Biggs, Patrick	10	6	10	5:05.973		26.548	27.683	30.597		6
	Honcho, Mke	1	7	10	5:06.717	0.744	27.836	28.992	30.672		7
	Hancock, John	5	8	10	5:13.655	7.682	28.406	29.229	31.366		8
	Blume, Richard	2	9	6	3:57.159		29.811	34.564			9
	Steele, Shaun	6	10	1	4:04.349		244.349				10

Car#	1	2	3	4	5	6	7	8	9	10
	Honcho	Blume	Bankin	Vasan	Hancock	Steele	Davila	MacLellan	Delfino	Biggs
1.	4/28.315	7/29.811	5/28.593	6/28.741	8/29.998	10/244.349	2/25.306	1/25.037	3/25.398	9/37.398
2.	5/28.935	9/40.293	4/28.508	6/34.782	7/37.323		2/24.609	1/24.737	3/30.250	8/31.011
3.	6/32.851	9/31.451	4/27.685	5/26.459	8/29.694		2/28.524	1/27.829	3/24.653	7/27.833
4.	6/33.619	9/33.962	4/27.836	5/27.050	7/31.079		2/24.882	1/24.756	3/24.655	8/36.115
5.	6/33.027	9/37.305	5/31.282	4/25.192	8/31.929		1/26.434	3/29.764	2/26.566	7/27.625
6.	6/30.491	9/64.337	5/29.882	4/25.719	7/30.143		1/26.190	2/25.322	3/33.100	8/34.536
7.	6/27.836		5/27.054	4/26.464	7/29.510		2/27.422	1/25.294	3/24.991	8/26.548
8.	6/29.521		5/27.360	4/25.905	8/37.036		2/28.730	1/25.301	3/27.787	7/28.500
9.	6/30.354		5/29.704	4/25.234	8/28.537		2/24.925	1/25.176	3/25.669	7/28.101
10.	7/31.768		5/28.042	4/26.464	8/28.406		2/25.453	1/25.317	3/25.383	6/28.306
11.			5/28.374	4/30.585			1/26.566	2/31.663	3/26.429	
12.							1/26.159	2/29.554	3/27.939	

Top Qualifiers	Qual#	Laps	Race Time (Difference)	Round	Race	Pos in Race	Fast Lap
Davila, Daniel	1	12	5:15.200	1	6	1	24.609
MacLellan, Alex	2	12	5:19.750 4.550	1	6	2	24.737
Delfino, Scott	3	12	5:22.820 3.070	1	6	3	24.653
Vasan, Sebastian	4	11	5:02.595	1	6	4	25.192
Bankin, Max	5	11	5:14.320 11.72	1	6	5	27.054
Biggs, Patrick	6	10	5:05.973	1	6	6	26.548
Honcho, Mike	7	10	5:06.717 0.744	1	6	7	27.836
Hancock, John	8	10	5:13.655 6.938	1	6	8	28.406
Blume, Richard	9	6	3:57.159	1	6	9	29.811
Steele, Shaun	10	1	4:04.349	1	6	10	244.349

Mod 2WD Buggy

Round 1



Coral Springs Race Day

Ser#42318

Timing and Scoring by www.RCScoringPro.com

Sponsor	Driver Name	Car	Pos	Laps	Race Time	Behind	Fast Lap	Average Top 5	Top 10	Top 15	Q#
	Spallone, Dustin	1	1	11	5:12.688		26.985	27.600	28.275		1
	Delfino, Scott	4	2	11	5:13.467	0.779	26.797	27.121	28.162		2
	Hammond, Glenn	5	3	4	2:23.575		32.050				3

Car#	1	2	3	4	5	6	7	8	9	10
	Spallone			Delfino	Hammond					
1.	2/28.575			1/27.965	3/34.396					
2.	2/27.853			1/27.961	3/32.050					
3.	2/27.414			1/26.797	3/42.042					
4.	2/29.215			1/26.928	3/35.087					
5.	2/27.560			1/27.001						
6.	2/29.107			1/27.587						
7.	2/29.933			1/27.294						
8.	2/28.454			1/31.849						
9.	2/29.402			1/31.267						
10.	2/28.190			1/28.848						
11.	1/26.985			2/29.970						

Top Qualifiers	Qual#	Laps	Race Time (Difference)	Round	Race	Pos in Race	Fast Lap
Spallone, Dustin	1	11	5:12.688	1	7	1	26.985
Delfino, Scott	2	11	5:13.467 0.779	1	7	2	26.797
Hammond, Glenn	3	4	2:23.575	1	7	3	32.050

Electric Buggy

Top Qualifier is Garcia, Nelson 11/5: 01.302 (Rnd 1)

Round 2

1

Coral Springs Race Day

Ser#42318

Timing and Scoring by www.RCScorePro.com

Sponsor	Driver Name	Car	Pos	Laps	Race Time	Behind	Fast Lap	Average Top 5	Top 10	Top 15	Q#
	Laos, "PacMan" Christopher	1	1	12	5:08.655		23.972	24.546	25.104		1
	Romano, Robert	7	2	12	5:22.092	13.437	24.917	25.404	26.270		2
	Large, Scott	5	3	11	5:03.085		24.995	26.208	27.107		4
	Wise, Chris	6	4	11	5:27.039	23.954	27.033	27.840	29.282		6
	Honcho, Mke	2	5	10	4:58.176		26.905	27.496	29.818		7
	Blume, Richard	4	6	10	5:30.099	31.923	27.359	29.507	33.010		11
	Bankin, Max	3	7	0							

Car#	1	2	3	4	5	6	7	8	9	10
	Laos	Honcho	Bankin	Blume	Large	Wise	Romano			
1.	1/26.437	4/27.848		2/27.359	6/30.245	5/29.311	3/27.450			
2.	1/24.495	4/34.140		5/35.593	3/27.850	6/34.220	2/24.988			
3.	1/24.732	5/29.536		6/31.820	3/26.568	4/27.786	2/28.540			
4.	1/24.797	4/26.905		5/29.305	3/27.744	6/32.779	2/25.439			
5.	1/29.660	4/27.899		5/27.883	3/25.594	6/28.537	2/24.917			
6.	1/26.349	4/27.402		6/40.545	3/26.886	5/27.641	2/25.768			
7.	2/27.950	4/30.939		6/36.903	3/24.995	5/30.783	1/26.806			
8.	1/24.779	5/37.883		6/36.652	3/27.164	4/28.203	2/27.678			
9.	1/24.754	5/28.197		6/32.870	3/26.997	4/30.566	2/27.647			
10.	1/24.857	5/27.427		6/31.169	3/32.019	4/27.033	2/25.906			
11.	1/23.972				3/27.023	4/30.180	2/26.099			
12.	1/25.873						2/30.854			

Top Qualifiers	Qual#	Laps	Race Time (Difference)	Round	Race	Pos in Race	Fast Lap
Laos, "PacMan" Christopher	1	12	5:08.655	2	1	1	23.972
Romano, Robert	2	12	5:22.092 13.43	2	1	2	24.917
Garcia, Nelson	3	11	5:01.302	1	2	1	26.075
Large, Scott	4	11	5:03.085 1.783	2	1	3	24.995
Scallo, Anthony	5	11	5:11.982 8.897	1	2	2	27.060
Wise, Chris	6	11	5:27.039 15.05	2	1	4	27.033
Honcho, Mike	7	10	4:58.176	2	1	5	26.905
Steele, Shaun	8	10	5:12.347 14.17	1	2	3	28.287
Allen, Tyler	9	10	5:19.177 6.830	1	2	4	26.441
Spallone, Dustin	10	10	5:25.787 6.610	1	2	5	28.685

Electric Buggy

Round 2

Top Qualifier is Laos, "PacMan" Christopher 12/5: 08.655 (Rnd 2)

2

Coral Springs Race Day

Ser#42318

Timing and Scoring by www.RCScoringPro.com

Sponsor	Driver Name	Car	Pos	Laps	Race Time	Behind	Fast Lap	Average Top 5	Top 10	Top 15	Q#
	Garcia, Nelson	2	1	11	5:02.634		25.968	26.161	27.031		3
	Hernandez, Justin	3	2	11	5:10.411	7.777	26.145	26.726	27.896		5
	Scallo, Anthony	1	3	11	5:14.295	11.661	25.299	25.891	27.784		6
	Allen, Tyler	4	4	11	5:23.467	20.833	26.492	27.337	28.740		7
	Steele, Shaun	5	5	11	5:26.076	23.442	26.191	27.475	29.106		8
	Spallone, Dustin	6	6	1	0:29.752		29.752				11

Car#	1	2	3	4	5	6	7	8	9	10
	Scallo	Garcia	Hernandez	Allen	Steele	Spallone				
1.	3/26.730	1/26.060	2/26.241	4/27.097	6/35.018	5/29.752				
2.	1/25.749	2/26.530	4/29.232	3/27.626	5/30.369					
3.	1/25.299	2/30.212	3/27.456	4/29.899	5/32.860					
4.	1/25.982	2/26.014	3/29.606	4/29.605	5/27.978					
5.	1/32.046	2/29.402	4/31.452	3/26.492	5/29.636					
6.	1/26.612	2/26.456	3/28.123	4/36.065	5/26.191					
7.	2/36.453	1/32.327	3/30.162	4/32.405	5/31.144					
8.	2/26.447	1/25.968	3/26.145	4/27.969	5/29.675					
9.	3/34.991	1/26.306	2/28.206	4/27.886	5/28.181					
10.	3/25.976	1/26.672	2/26.861	4/30.840	5/27.204					
11.	3/28.010	1/26.687	2/26.927	4/27.583	5/27.820					

Top Qualifiers		Qual#	Laps	Race Time (Difference)	Round	Race	Pos in Race	Fast Lap
Laos, "PacMan" Christopher		1	12	5:08.655	2	1	1	23.972
Romano, Robert		2	12	5:22.092 13.43	2	1	2	24.917
Garcia, Nelson		3	11	5:01.302	1	2	1	26.075
Large, Scott		4	11	5:03.085 1.783	2	1	3	24.995
Hernandez, Justin		5	11	5:10.411 7.326	2	2	2	26.145
Scallo, Anthony		6	11	5:11.982 1.571	1	2	2	27.060
Allen, Tyler		7	11	5:23.467 11.48	2	2	4	26.492
Steele, Shaun		8	11	5:26.076 2.609	2	2	5	26.191
Wise, Chris		9	11	5:27.039 0.963	2	1	4	27.033
Honcho, Mike		10	10	4:58.176	2	1	5	26.905

Nitro Buggy

Round 2

Top Qualifier is Laos, "PacMan" Christopher 12/5: 13.269 (Rnd 1)

3

Coral Springs Race Day

Ser#42318

Timing and Scoring by www.RCScoringPro.com

Sponsor	Driver Name	Car	Pos	Laps	Race Time	Behind	Fast Lap	Average Top 5	Top 10	Top 15	Q#
	Laos, "PacMan" Christopher	1	1	12	5:07.976		24.698	24.853	25.076		1
	Cox, Joshua	2	2	12	5:24.274	16.298	26.033	26.375	26.771		3
	Davila, Daniel	4	3	10	4:20.163		24.569	24.786	26.016		4
	Vasan, Sebastian	3	4	10	4:29.876	9.713	23.980	25.046	26.988		2

Car# 1	2	3	4	5	6	7	8	9	10
Laos	Cox	Vasan	Davila						
1.	1/25.097	3/26.724	2/25.450	4/32.852					
2.	2/25.620	3/26.620	1/23.980	4/25.745					
3.	1/24.860	3/27.746	2/27.377	4/24.732					
4.	1/25.481	3/26.522	2/25.265	4/24.687					
5.	1/24.698	4/28.316	2/28.081	3/25.112					
6.	1/25.169	4/27.483	3/31.653	2/24.569					
7.	1/30.617	4/26.506	3/25.451	2/25.740					
8.	1/25.022	4/28.248	3/25.449	2/25.033					
9.	1/24.751	4/26.987	3/25.087	2/26.784					
10.	1/25.128	4/26.194	3/32.083	2/24.909					
11.	1/26.597	2/26.033							
12.	1/24.936	2/26.895							

Top Qualifiers	Qual#	Laps	Race Time (Difference)		Round	Race	Pos in Race	Fast Lap
Laos, "PacMan" Christopher	1	12	5:07.976		2	3	1	24.698
Vasan, Sebastian	2	12	5:14.469	6.493	1	3	2	24.754
Cox, Joshua	3	12	5:24.274	9.805	2	3	2	26.033
Davila, Daniel	4	10	4:20.163		2	3	3	24.569

13.5 4WD Buggy

Round 2

Top Qualifier is Diaz, Reuben 12/5: 07.385 (Rnd 1)



Coral Springs Race Day

Ser#42318

Timing and Scoring by www.RCScoringPro.com

Sponsor	Driver Name	Car	Pos	Laps	Race Time	Behind	Fast Lap	Average Top 5	Top 10	Top 15	Q#
	Maclellan, Alex	5	1	12	5:03.143		24.254	24.553	24.859		1
	Diaz, Reuben	6	2	12	5:13.644	10.501	24.044	24.724	25.425		2
	Garcia, Nelson	2	3	12	5:27.882	24.739	25.484	26.220	26.886		3
	Cox, Joshua	1	4	11	5:01.300		26.371	26.672	27.175		4
	Steele, Shaun	7	5	11	5:21.355	20.055	26.210	27.233	28.715		6
	Hammond, Glenn	4	6	10	5:05.972		25.993	26.939	30.597		5
	Hernandez, Justin	3	7	4	2:15.693		27.007				7

Car#	1	2	3	4	5	6	7	8	9	10
	Cox	Garcia	Hernandez	Hammond	Maclellan	Diaz	Steele			
1.	5/26.371	6/27.037	7/33.421	3/25.993	1/24.511	2/25.031	4/26.210			
2.	5/27.758	3/25.794	7/32.535	4/26.958	1/24.254	2/24.044	6/28.131			
3.	3/27.555	5/29.718	7/27.007	6/34.808	1/28.889	2/29.383	4/28.131			
4.	5/29.545	4/28.267	7/42.730	6/38.752	1/24.832	2/25.932	3/26.577			
5.	4/26.689	3/26.780		6/34.195	1/24.964	2/24.510	5/31.336			
6.	4/26.637	3/26.894		6/26.911	1/25.388	2/24.980	5/27.872			
7.	4/26.953	3/26.197		6/32.315	1/24.658	2/25.313	5/32.079			
8.	3/28.291	4/29.302		6/27.823	1/25.668	2/26.904	5/29.926			
9.	3/26.712	4/26.846		6/27.009	1/25.128	2/25.650	5/29.518			
10.	3/27.290	4/27.218		6/31.208	1/24.960	2/25.054	5/34.202			
11.	4/27.499	3/25.484			1/24.510	2/26.834	5/27.373			
12.		3/28.345			1/25.381	2/30.009				

Top Qualifiers	Qual#	Laps	Race Time (Difference)	Round	Race	Pos in Race	Fast Lap
Maclellan, Alex	1	12	5:03.143	2	4	1	24.254
Diaz, Reuben	2	12	5:07.385 4.242	1	4	1	24.727
Garcia, Nelson	3	12	5:27.882 20.49	2	4	3	25.484
Cox, Joshua	4	11	5:01.300	2	4	4	26.371
Hammond, Glenn	5	11	5:01.672 0.372	1	4	3	26.827
Steele, Shaun	6	11	5:20.282 18.61	1	4	6	320.282
Hernandez, Justin	7	11	5:28.177 7.895	1	4	7	27.141

4WD Short Course

Round 2

Top Qualifier is Jones, Jeff 11/5: 42.839 (Rnd 1)

5

Coral Springs Race Day

Ser#42318

Timing and Scoring by www.RCScoringPro.com

Sponsor	Driver Name	Car	Pos	Laps	Race Time	Behind	Fast Lap	Average Top 5	Top 10	Top 15	Q#
	Steele, Shaun	4	1	12	5:25.702		25.565	26.361	26.622		1
	Jones, Jeff	3	2	11	5:27.172		27.145	28.568	29.567		2
	Serio, Phil	2	3	10	5:22.349		29.585	30.576	32.235		5
	Wise, Chris	1	4	10	5:26.652	4.303	27.756	29.875	32.665		4
	Biggs, Patrick	5	5	0							

Car#	1	2	3	4	5	6	7	8	9	10
	Wise	Serio	Jones	Steele	Biggs					
1.	4/43.992	3/33.328	2/29.343	1/28.053						
2.	4/30.242	3/32.380	2/31.241	1/26.782						
3.	4/32.233	3/30.340	2/28.311	1/26.868						
4.	4/34.902	3/38.838	2/27.145	1/26.789						
5.	4/33.021	3/30.818	2/29.169	1/31.425						
6.	4/32.054	3/33.441	2/28.870	1/26.762						
7.	4/27.975	3/31.480	2/30.323	1/27.035						
8.	4/31.346	3/29.585	2/30.169	1/26.562						
9.	4/27.756	3/30.943	2/31.497	1/26.137						
10.	4/33.131	3/31.196	2/30.311	1/25.565						
11.			2/30.793	1/26.780						
12.				1/26.944						

Top Qualifiers	Qual#	Laps	Race Time (Difference)		Round	Race	Pos in Race	Fast Lap
Steele, Shaun	1	12	5:25.702		2	5	1	25.565
Jones, Jeff	2	11	5:27.172		2	5	2	27.145
Biggs, Patrick	3	10	5:11.133		1	5	2	29.623
Wise, Chris	4	10	5:14.152	3.019	1	5	3	27.462
Serio, Phil	5	10	5:22.349	8.197	2	5	3	29.585

Mod 4WD Buggy

Top Qualifier is Davila, Daniel 12/5: 15.200 (Rnd 1)

Round 2

6

Coral Springs Race Day

Ser#42318

Timing and Scoring by www.RCScorePro.com

Sponsor	Driver Name	Car	Pos	Laps	Race Time	Behind	Fast Lap	Average Top 5	Top 10	Top 15	Q#
	Davila, Daniel	7	1	12	5:11.975		24.158	24.630	25.336		1
	Delfino, Scott	9	2	12	5:14.793	2.818	24.537	24.659	25.325		2
	MacLellan, Alex	8	3	11	5:03.085		24.724	25.477	26.990		3
	Biggs, Patrick	10	4	11	5:15.876	12.791	25.837	27.080	27.935		6
	Bankin, Max	3	5	10	5:04.914		26.730	27.949	30.491		5
	Honcho, Mke	1	6	10	5:05.965	1.051	26.833	27.659	30.597		7
	Blume, Richard	2	7	10	5:27.292	22.378	28.964	30.935	32.729		9
	Steele, Shaun	6	8	9	4:46.210		27.152	29.213			10
	Hancock, John	5	9	6	3:02.518		27.275	29.798			8
	Vasan, Sebastian	4	10	4	1:49.423		25.311				4

Car#	1	2	3	4	5	6	7	8	9	10
	Honcho	Blume	Bankin	Vasan	Hancock	Steele	Davila	MacLellan	Delfino	Biggs
1.	5/28.622	9/32.745	8/30.796	2/25.311	10/33.530	7/30.515	3/26.592	4/28.380	1/24.537	6/29.092
2.	3/27.115	10/33.437	8/28.664	2/25.686	9/32.409	7/28.268	6/30.665	4/27.454	1/26.071	5/28.072
3.	6/28.199	10/34.600	9/36.580	2/26.743	8/27.275	7/34.239	4/24.643	3/25.502	1/26.196	5/25.837
4.	5/27.666	10/32.583	8/31.352	3/31.683	7/28.992	9/36.554	2/26.612	4/30.169	1/30.560	6/30.556
5.	5/32.560	8/28.964	9/37.105		6/31.995	7/30.949	2/25.159	3/24.724	1/24.789	4/27.683
6.	5/28.480	9/34.360	8/27.336		6/28.317	7/27.152	2/26.950	4/33.187	1/24.645	3/27.536
7.	5/39.495	8/30.290	6/28.723			7/38.405	1/24.158	3/25.174	2/30.980	4/28.538
8.	5/32.495	8/35.025	6/26.730			7/29.751	1/27.946	3/25.904	2/26.268	4/27.691
9.	5/26.833	8/35.195	6/28.294			7/30.377	1/24.644	3/26.080	2/25.200	4/27.303
10.	6/34.500	7/30.093	5/29.334				1/24.891	3/29.197	2/24.769	4/27.039
11.							1/24.812	3/27.314	2/26.225	4/36.529
12.							1/24.903		2/24.553	

Top Qualifiers	Qual#	Laps	Race Time (Difference)	Round	Race	Pos in Race	Fast Lap
Davila, Daniel	1	12	5:11.975	2	6	1	24.158
Delfino, Scott	2	12	5:14.793 2.818	2	6	2	24.537
MacLellan, Alex	3	12	5:19.750 4.957	1	6	2	24.737
Vasan, Sebastian	4	11	5:02.595	1	6	4	25.192
Bankin, Max	5	11	5:14.320 11.72	1	6	5	27.054
Biggs, Patrick	6	11	5:15.876 1.556	2	6	4	25.837
Honcho, Mike	7	10	5:05.965	2	6	6	26.833
Hancock, John	8	10	5:13.655 7.690	1	6	8	28.406
Blume, Richard	9	10	5:27.292 13.63	2	6	7	28.964
Steele, Shaun	10	9	4:46.210	2	6	8	27.152

Mod 2WD Buggy

Top Qualifier is Spallone, Dustin 11/5: 12.688 (Rnd 1)

Round 2

7

Coral Springs Race Day

Ser#42318

Timing and Scoring by www.RCScoringPro.com

Sponsor	Driver Name	Car	Pos	Laps	Race Time	Behind	Fast Lap	Average Top 5	Top 10	Top 15	Q#
	Spallone, Dustin	1	1	12	5:15.441		25.557	25.901	26.199		1
	Delfino, Scott	4	2	12	5:22.323	6.882	25.578	25.793	26.285		2
	Hammond, Glenn	5	3	10	5:03.716		27.188	27.687	30.372		3

Car#	1	2	3	4	5	6	7	8	9	10
	Spallone			Delfino	Hammond					
1.	1/26.587			3/28.842	2/27.373					
2.	1/26.633			2/26.030	3/29.802					
3.	1/25.557			2/28.231	3/27.188					
4.	1/26.472			2/26.813	3/30.823					
5.	1/26.127			2/26.758	3/31.878					
6.	1/26.445			2/25.702	3/27.560					
7.	1/25.813			2/25.578	3/41.795					
8.	1/26.002			2/30.633	3/30.981					
9.	1/26.709			2/25.773	3/28.358					
10.	1/26.743			2/25.905	3/27.958					
11.	1/26.007			2/26.049						
12.	1/26.346			2/26.009						

Top Qualifiers	Qual#	Laps	Race Time (Difference)	Round	Race	Pos in Race	Fast Lap
Spallone, Dustin	1	12	5:15.441	2	7	1	25.557
Delfino, Scott	2	12	5:22.323 6.882	2	7	2	25.578
Hammond, Glenn	3	10	5:03.716	2	7	3	27.188

Electric Buggy (B Main)

Round 3

Top Qualifier is Laos, "PacMan" Christopher 12/5: 08.655 (Rnd 2)



Coral Springs Race Day

Ser#42318

Timing and Scoring by www.RCScoringPro.com

Sponsor	Driver Name	Car	Pos	Laps	Race Time	Behind	Fast Lap	Average Top 5	Top 10	Top 15	Q#
	Bankin, Max	3	1	11	5:12.942		25.750	26.357	28.596		13
	Honcho, Mke	2	2	11	5:14.394	1.452	27.359	27.575	28.829		10
	Wise, Chris	6	3	11	5:21.709	8.767	25.713	27.569	29.415		9
	Spallone, Dustin	1	4	11	5:24.125	11.183	25.711	27.122	29.458		11
	Blume, Richard	4	5	1	0:32.831						12

Car#	1	2	3	4	5	6	7	8	9	10
	Spallone	Honcho	Bankin	Blume		Wise				
1.	4/29.541	1/26.109	2/26.983	5/32.831		3/27.559				
2.	4/29.677	2/28.122	1/25.750			3/27.572				
3.	4/27.592	1/27.446	2/30.152			3/28.550				
4.	4/32.833	1/34.873	2/33.771			3/34.760				
5.	2/27.318	1/27.359	4/32.855			3/29.770				
6.	2/25.711	1/27.754	3/27.117			4/30.607				
7.	2/28.402	1/27.608	4/28.979			3/26.371				
8.	2/27.673	1/27.708	3/27.026			4/30.181				
9.	2/27.318	1/27.989	3/25.759			4/25.713				
10.	3/31.806	1/28.549	2/26.135			4/30.985				
11.	4/36.254	2/30.877	1/28.415			3/29.641				

13.5 4WD Buggy (A Main)

Top Qualifier is Maclellan, Alex 12/5:03.143 (Rnd 2)

Round 3

2

Coral Springs Race Day

Ser#42318

Timing and Scoring by www.RCScoringPro.com

Sponsor	Driver Name	Car	Pos	Laps	Race Time	Behind	Fast Lap	Average Top 5	Top 10	Top 15	Q#
	Maclellan, Alex	5	1	13	5:20.655		24.530	24.588	24.701		1
	Diaz, Reuben	6	2	13	5:25.255	4.600	23.880	24.144	24.467		2
	Garcia, Nelson	2	3	12	5:17.374		25.159	25.434	26.342		3
	Cox, Joshua	1	4	12	5:25.699	8.325	25.532	26.162	26.942		4
	Hernandez, Justin	3	5	10	5:02.067		25.613	26.669			7
	Steele, Shaun	7	6	10	5:09.055	6.988	27.119	28.841			6
	Hammond, Glenn	4	7	5	2:31.521		25.215				5

Car#	1	2	3	4	5	6	7	8	9	10
	Cox	Garcia	Hernandez	Hammond	Maclellan	Diaz	Steele			
1.	3/25.699	2/25.415	5/30.357	7/35.227	1/23.562	4/26.106	6/31.070			
2.	3/26.471	4/27.875	6/33.926	7/32.535	1/24.530	2/24.025	5/32.633			
3.	3/25.532	4/25.159	5/27.123	6/28.145	1/24.544	2/23.880	7/33.689			
4.	4/27.519	3/25.311	5/25.613	7/30.399	1/25.138	2/27.266	6/27.165			
5.	4/28.412	3/28.537	5/26.573	6/25.215	1/24.553	2/24.582	7/32.996			
6.	3/26.425	4/28.200	5/29.851		1/24.683	2/24.591	6/27.769			
7.	3/26.378	4/26.614	5/27.430		1/24.918	2/23.993	6/34.127			
8.	4/27.328	3/25.211	5/26.607		1/24.658	2/25.749	6/27.119			
9.	4/27.364	3/25.941	5/33.539		1/24.941	2/24.570	6/32.968			
10.	4/26.005	3/25.550	5/41.048		1/24.838	2/24.461	6/29.519			
11.	4/27.986	3/26.830			1/24.750	2/24.457				
12.	4/30.580	3/26.731			1/24.655	2/24.365				
13.					1/24.885	2/27.210				

Mod 2WD Buggy (A Main)

Top Qualifier is Spallone, Dustin 12/5: 15.441 (Rnd 2)

Round 3

4

Coral Springs Race Day

Ser#42318

Timing and Scoring by www.RCScoringPro.com

Sponsor	Driver Name	Car	Pos	Laps	Race Time	Behind	Fast Lap	Average Top 5	Top 10	Top 15	Q#
	Diaz, Reuben	6	1	12	5:13.051		25.231	25.422	25.829		9998
	Spallone, Dustin	1	2	12	5:26.511	13.460	25.756	26.097	26.501		1
	Delfino, Scott	4	3	11	5:03.364		25.559	26.412	27.238		2
	Hammond, Glenn	5	4	10	5:20.325		27.230	29.465			3

Car#	1	2	3	4	5	6	7	8	9	10
	Spallone			Delfino	Hammond	Diaz				
1.	4/31.947			3/30.989	2/27.131	1/25.094				
2.	2/26.824			3/28.811	4/43.025	1/25.717				
3.	2/27.481			3/27.389	4/34.918	1/25.650				
4.	2/26.271			3/26.785	4/27.895	1/26.975				
5.	2/26.351			3/27.707	4/31.125	1/29.663				
6.	2/26.228			3/27.529	4/33.866	1/26.637				
7.	2/29.554			3/28.228	4/28.618	1/25.365				
8.	2/26.039			3/25.728	4/32.457	1/25.429				
9.	2/26.303			3/28.041	4/27.230	1/25.231				
10.	2/25.756			3/25.559	4/34.060	1/25.437				
11.	2/26.192			3/26.598		1/25.726				
12.	2/27.565					1/26.127				

Mod 4WD Buggy (A Main)

Top Qualifier is Davila, Daniel 12/5: 11.975 (Rnd 2)

Round 3

5

Coral Springs Race Day

Ser#42318

Timing and Scoring by www.RCScoringPro.com

Sponsor	Driver Name	Car	Pos	Laps	Race Time	Behind	Fast Lap	Average Top 5	Top 10	Top 15	Q#
	Davila, Daniel	7	1	12	5:01.625		24.158	24.734	25.204		1
	Delfino, Scott	9	2	12	5:07.354	5.729	24.714	25.057	25.495		2
	MacLellan, Alex	8	3	11	5:03.881		25.060	25.392	27.790		3
	Biggs, Patrick	10	4	11	5:17.596	13.715	26.152	26.976	28.752		6
	Hancock, John	5	5	11	5:25.329	21.448	26.891	27.617	29.500		8
	Honcho, Mke	1	6	10	5:15.642		28.017	29.337			7
	Steele, Shaun	6	7	10	5:29.614	13.972	27.330	29.117			10
	Vasan, Sebastian	4	8	0							4
	Bankin, Max	3	9	0							5
	Blume, Richard	2	10	0							9

Car#	1	2	3	4	5	6	7	8	9	10
	Honcho	Blume	Bankin	Vasan	Hancock	Steele	Davila	MacLellan	Delfino	Biggs
1.	7/35.201				5/30.330	6/33.140	1/22.546	3/25.979	2/24.678	4/30.073
2.	7/31.320				4/31.652	6/30.169	1/25.656	3/27.599	2/27.725	5/32.467
3.	6/29.740				4/28.787	7/35.982	1/25.305	3/25.388	2/25.434	5/30.795
4.	6/31.969				4/34.170	7/33.452	1/25.708	3/25.666	2/25.299	5/32.315
5.	6/30.059				4/26.943	7/28.703	1/25.132	3/25.531	2/26.371	5/27.948
6.	6/29.907				4/28.457	7/33.200	1/24.375	2/25.314	3/26.206	5/27.869
7.	6/33.147				4/27.009	7/30.878	1/25.368	3/32.866	2/25.076	5/27.320
8.	6/28.017				4/29.725	7/28.506	1/24.158	3/28.381	2/24.714	5/29.117
9.	6/28.961				5/29.207	7/27.330	1/24.702	3/26.156	2/24.763	4/26.274
10.	6/37.321				5/26.891	7/48.254	1/25.310	3/25.060	2/25.911	4/27.266
11.					5/32.158		1/26.330	3/35.941	2/25.729	4/26.152
12.							1/27.035		2/25.448	

Nitro Buggy (A Main)

Round 3

Top Qualifier is Laos, "PacMan" Christopher 12/5: 07.976 (Rnd 2)



Coral Springs Race Day

Ser#42318

Timing and Scoring by www.RCScoringPro.com

Sponsor	Driver Name	Car	Pos	Laps	Race Time	Behind	Fast Lap	Average Top 5	Top 10	Top 15	Q#
	Vasan, Sebastian	3	1	35	15:10.753		23.784	24.117	24.382	24.583	2
	Laos, "PacMan" Christopher	1	2	34	14:53.113		24.116	24.354	24.497	24.611	1
	Cox, Joshua	2	3	33	15:16.185		25.556	25.844	25.998	26.181	3
	Davila, Daniel	4	4	33	15:17.697	1.512	24.336	24.672	24.878	25.144	4

Car# 1	2	3	4	5	6	7	8	9	10
Laos	Cox	Vasan	Davila						
1.	1/23.468	3/28.268	2/27.546	4/28.388					
2.	2/30.923	4/30.867	1/23.784	3/26.405					
3.	2/24.962	4/25.942	1/24.153	3/25.033					
4.	2/25.818	4/25.556	1/24.099	3/25.611					
5.	2/24.579	4/27.521	1/24.308	3/25.089					
6.	2/24.720	4/26.207	1/24.612	3/24.336					
7.	2/25.071	4/26.169	1/25.107	3/24.844					
8.	2/24.559	4/26.944	1/24.942	3/32.445					
9.	2/28.391	4/26.340	1/24.965	3/24.727					
10.	2/24.716	3/25.972	1/25.477	4/35.150					
11.	2/24.348	3/26.590	1/26.034	4/24.910					
12.	2/25.176	3/25.810	1/24.788	4/25.644					
13.	2/28.303	3/29.684	1/25.779	4/29.784					
14.	2/24.637	4/28.123	1/25.667	3/26.982					
15.	2/24.917	4/25.939	1/25.901	3/24.573					
16.	2/26.466	3/27.076	1/25.104	4/38.094					
17.	2/28.503	3/27.215	1/25.888	4/35.543					
18.	2/24.914	3/27.945	1/26.203	4/25.052					
19.	2/25.363	3/26.890	1/26.870	4/26.453					
20.	1/25.501	3/34.684	2/41.014	4/24.881					
21.	1/32.420	4/33.607	2/26.619	3/27.237					
22.	1/25.206	4/26.989	2/24.595	3/25.672					
23.	2/29.559	4/27.301	1/26.965	3/26.436					
24.	2/24.312	4/27.910	1/25.610	3/28.586					
25.	2/24.802	4/26.444	1/24.724	3/28.052					
26.	2/25.840	4/28.507	1/25.008	3/26.147					
27.	1/24.837	4/26.060	2/26.564	3/25.422					
28.	2/31.757	4/28.437	1/30.747	3/27.028					
29.	2/24.116	4/26.480	1/24.518	3/26.030					
30.	2/28.416	4/26.046	1/24.239	3/31.960					
31.	2/24.660	4/27.154	1/25.788	3/25.335					
32.	2/24.608	4/26.277	1/26.240	3/28.547					
33.	2/24.437	3/35.231	1/24.910	4/37.301					
34.	2/32.808		1/26.272						
35.			1/25.713						