

E-Buggy


Round 1

1

Club Race 01-21-18

Ser#42318

Timing and Scoring by www.RCScoringPro.com

Sponsor	Driver Name	Car	Pos	Laps	Race Time	Behind	Fast Lap	Average Top 5	Top 10	Top 15	Q#
	Cook, Ayrton	9	1	11	5:12.231		26.850	27.190	27.940		1
	Scallo, Anthony	7	2	11	5:23.422	11.191	27.957	28.472	28.917		2
	Large, James	1	3	10	5:00.719		28.346	28.951	30.072		3
	Large, Scott	4	4	10	5:06.746	6.027	28.948	29.743	30.675		4
	Barbera, Joe	6	5	10	5:09.716	8.997	28.959	29.205	30.972		5
	Vega, Laz	2	6	10	5:21.909	21.190	29.543	30.527	32.191		6
	Large, Don	3	7	0							7
	Allen, Tom	5	8	0							8
	Rodriguez, Fred	8	9	0							9

Car#	1	2	3	4	5	6	7	8	9	10
1.	2/30.456	5/32.065		3/31.105		4/31.733	1/29.997			
2.	6/33.273	5/30.546		4/31.041		2/29.363	1/29.086		6/32.831	
3.	5/29.420	6/31.037		4/29.918		3/30.790	1/27.957		3/28.890	
4.	3/30.111	5/32.338		4/31.644		6/35.620	2/34.256		2/28.216	
5.	3/28.346	5/30.397		4/32.446		6/29.269	2/29.157		1/28.144	
6.	3/29.093	6/31.112		5/30.720		4/28.959	2/28.686		1/28.184	
7.	3/28.627	6/31.192		5/28.948		4/29.024	2/28.161		1/27.414	
8.	3/29.267	6/29.543		5/29.203		4/29.412	2/28.799		1/30.015	
9.	3/30.404	6/37.573		4/29.925		5/35.133	2/29.059		1/27.439	
10.	3/31.722	6/36.106		4/31.796		5/30.413	2/28.758		1/27.098	
11.							2/29.506		1/26.850	
									1/27.150	

E-Buggy

Top Qualifier is Cook, Ayrton 11/5:12.231 (Rnd 1)


Club Race 01-21-18

Round 1

2

Ser#42318

Timing and Scoring by www.RCScoringPro.com

Sponsor	Driver Name	Car	Pos	Laps	Race Time	Behind	Fast Lap	Average Top 5	Top 10	Top 15	Q#
	Kretschmar, Loren	3	1	10	5:07.170		28.812	29.608	30.717		5
	Rodriguez, Fred	8	2	10	5:15.219	8.049	29.843	30.308	31.522		7
	Baio, Joe	1	3	10	5:28.675	21.505	30.926	31.376	32.867		9
	Paulins, Matt	4	4	10	5:34.321	27.151	31.866	32.213	33.432		10
	Bilogan, Steve	2	5	9	5:06.818		31.221	32.234			11
	Torcida, Rodrigo	7	6	9	5:13.715	6.897	31.792	32.246			12
	Blume, Richard	6	7	8	5:07.469		33.122	36.150			13
	Perez, Luis	5	8	0							15

Car# 1	2	3	4	5	6	7	8	9	10
1. 2/31.152	4/34.054	1/30.305	6/36.606		7/39.136	3/32.539	5/34.997		
2. 2/32.222	5/41.520	1/31.153	4/33.140		7/40.425	6/44.363	3/34.086		
3. 2/30.926	5/31.221	1/28.812	4/33.444		7/36.299	6/32.279	3/31.256		
4. 2/36.197	5/31.558	1/32.858	4/32.246		7/38.665	6/40.560	3/31.099		
5. 3/31.791	5/35.617	1/31.284	4/31.866		7/34.703	6/32.657	2/30.484		
6. 3/35.431	5/32.399	1/30.586	4/35.629		7/47.160	6/34.396	2/30.950		
7. 3/34.629	5/34.386	1/28.985	4/32.501		7/33.122	6/33.166	2/32.240		
8. 3/31.676	5/31.938	1/30.015	4/32.511		7/37.959	6/31.792	2/30.171		
9. 3/31.334	5/34.125	1/29.925	4/31.941			6/31.963	2/29.843		
10. 3/33.317		1/33.247	4/34.437				2/30.093		

Top Qualifiers	Qual#	Laps	Race Time (Difference)	Round	Race	Pos in Race	Fast Lap
Cook, Ayrton	1	11	5:12.231	1	1	1	26.850
Scallo, Anthony	2	11	5:23.422 11.19	1	1	2	27.957
Large, James	3	10	5:00.719	1	1	3	28.346
Large, Scott	4	10	5:06.746 6.027	1	1	4	28.948
Kretschmar, Loren	5	10	5:07.170 0.424	1	2	1	28.812
Barbera, Joe	6	10	5:09.716 2.546	1	1	5	28.959
Rodriguez, Fred	7	10	5:15.219 5.503	1	2	2	29.843
Vega, Laz	8	10	5:21.909 6.690	1	1	6	29.543
Baio, Joe	9	10	5:28.675 6.766	1	2	3	30.926
Paulins, Matt	10	10	5:34.321 5.646	1	2	4	31.866

Nitro

Round 1

3

Club Race 01-21-18

Ser#42318

Timing and Scoring by www.RCScoringPro.com

Sponsor	Driver Name	Car	Pos	Laps	Race Time	Behind	Fast Lap	Average Top 5	Top 10	Top 15	Q#
	Large, James	2	1	10	5:14.999		29.187	29.285	31.500		1
	Scallo, Anthony	3	2	10	5:21.344	6.345	28.236	28.793	32.134		2
	Large, Scott	4	3	10	5:21.513	6.514	30.659	31.162	32.151		3
	Lee, Pak	6	4	10	5:22.583	7.584	29.381	29.801	32.258		4
	Cox, Joshua	5	5	10	5:30.032	15.033	29.427	30.735	33.003		5
	Large, Don	1	6	9	5:12.592		30.738	31.964			6

Car#	1	2	3	4	5	6	7	8	9	10
1.	6/32.239	2/29.382	1/29.156	4/31.201	5/31.334	3/29.913				
2.	4/32.737	2/29.898	1/28.863	6/37.507	5/34.236	3/29.797				
3.	6/41.974	2/29.263	1/28.892	5/31.580	4/29.427	3/29.381				
4.	6/40.276	2/29.298	1/28.816	5/32.370	4/30.818	3/33.269				
5.	6/35.084	2/37.579	3/39.977	4/31.416	5/38.767	1/30.505				
6.	6/32.224	2/36.405	5/40.621	4/31.147	3/30.294	1/32.630				
7.	6/31.882	1/29.296	3/28.236	5/31.672	4/31.802	2/38.001				
8.	6/35.438	1/29.623	3/29.905	5/32.576	4/32.580	2/29.409				
9.	6/30.738	1/29.187	3/34.731	4/30.659	5/37.236	2/34.416				
10.		1/35.068	2/32.147	3/31.385	5/33.538	4/35.262				

Top Qualifiers	Qual#	Laps	Race Time (Difference)	Round	Race	Pos in Race	Fast Lap
Large, James	1	10	5:14.999	1	3	1	29.187
Scallo, Anthony	2	10	5:21.344 6.345	1	3	2	28.236
Large, Scott	3	10	5:21.513 0.169	1	3	3	30.659
Lee, Pak	4	10	5:22.583 1.070	1	3	4	29.381
Cox, Joshua	5	10	5:30.032 7.449	1	3	5	29.427
Large, Don	6	9	5:12.592	1	3	6	30.738

4wd Mod


Round 1

5

Club Race 01-21-18

Ser#42318

Timing and Scoring by www.RCScoringPro.com

Sponsor	Driver Name	Car	Pos	Laps	Race Time	Behind	Fast Lap	Average			Q#
								Top 5	Top 10	Top 15	
	Lopez, Jader	3	1	12	5:24.590		25.779	26.497	26.799		1
	MacLellan, Alex	7	2	11	5:20.063		28.148	28.589	28.925		2
	Davila, Daniel	11	3	11	5:25.704	5.641	27.740	28.127	29.295		3
	Cooper, Jared	6	4	10	5:05.756		27.609	28.511	30.576		4
	Biggs, Patrick	2	5	10	5:16.546	10.790	30.770	31.099	31.655		5
	Diaz, Jesus	8	6	9	5:00.253		30.642	31.514			6
	Paulins, Matt	4	7	9	5:11.265	11.012	29.101	31.861			7
	Blume, Richard	9	8	8	5:34.830		34.482	36.998			8
	Torcida, Rodrigo	10	9	6	5:35.463		32.357	38.826			9
	Navarrete, Chris	5	10	5	5:56.991		32.681	71.398			10
	Perez, Luis	1	11	0							11

Car# 1	2	3	4	5	6	7	8	9	10
1.	4/31.034	1/27.142	9/38.736	7/34.315	5/32.348	3/28.782	8/34.893	10/41.090	6/32.448
2.	4/31.203	1/27.040	10/38.379	8/36.797	6/33.022	3/29.247	7/31.978	9/34.482	5/32.357
3.	5/31.831	1/27.413	9/34.627	8/32.681	4/28.409	3/28.792	7/34.598	10/65.579	6/33.072
4.	4/30.770	1/26.546	8/36.210	7/42.390	5/36.944	3/28.926	6/30.966	10/43.169	9/60.118
5.	4/30.922	1/27.225	7/31.756	10/210.808	5/28.983	2/29.140	6/38.978	8/38.882	9/141.334
6.	5/32.716	1/27.207	7/32.277		4/27.609	2/28.148	6/33.307	8/35.643	9/36.134
7.	5/32.695	1/26.839	7/38.635		4/28.565	2/30.812	6/30.677	8/36.646	
8.	5/31.950	1/26.556	7/29.101		4/29.700	2/29.547	6/34.214	8/39.339	
9.	5/31.858	1/25.779	7/31.544		4/28.988	2/28.378	6/30.642		
10.	5/31.567	1/29.187			4/31.188	2/29.444			
11.		1/26.889				2/28.847			
12.		1/26.767							

Car# 11	12	13	14	15	16	17	18	19	20
1.	2/28.104								
2.	2/27.767								
3.	2/28.965								
4.	2/27.740								
5.	3/32.750								
6.	3/31.909								
7.	3/31.695								
8.	3/29.038								
9.	3/28.431								
10.	3/30.713								
11.	3/28.592								
12.									

Top Qualifiers	Qual#	Laps	Race Time (Difference)		Round	Race	Pos in Race	Fast Lap
Lopez, Jader	1	12	5:24.590		1	5	1	25.779
MacLellan, Alex	2	11	5:20.063		1	5	2	28.148
Davila, Daniel	3	11	5:25.704	5.641	1	5	3	27.740
Cooper, Jared	4	10	5:05.756		1	5	4	27.609
Biggs, Patrick	5	10	5:16.546	10.79	1	5	5	30.770
Diaz, Jesus	6	9	5:00.253		1	5	6	30.642
Paulins, Matt	7	9	5:11.265	11.01	1	5	7	29.101
Blume, Richard	8	8	5:34.830		1	5	8	34.482
Torcida, Rodrigo	9	6	5:35.463		1	5	9	32.357
Navarrete, Chris	10	5	5:56.991		1	5	10	32.681

13.5 4WD Buggy

Round 1

6

Club Race 01-21-18

Ser#42318

Timing and Scoring by www.RCScoringPro.com

Sponsor	Driver Name	Car	Pos	Laps	Race Time	Behind	Fast Lap	Average Top 5	Top 10	Top 15	Q#
	Applegate, Mike	3	1	11	5:16.498		27.037	27.475	28.422		1
	Everett, Erik	6	2	11	5:18.776	2.278	27.472	28.096	28.617		2
	Diaz, Reuben	4	3	10	5:00.526		27.984	28.719	30.053		3
	Navarrete, Chris	1	4	10	5:23.738	23.212	28.032	29.789	32.374		4
	Hammond, Glenn	2	5	4	2:03.017		28.705				5
	Vega, Laz	5	6	0							6

Car#	1	2	3	4	5	6	7	8	9	10
1.	3/29.909	4/30.960	1/28.822	5/33.119		2/29.731				
2.	2/29.165	3/28.705	4/32.281	5/33.993		1/29.186				
3.	2/28.032	4/30.056	3/27.260	5/27.984		1/27.472				
4.	3/34.630	4/33.296	2/28.265	5/30.275		1/28.944				
5.	3/32.810		2/28.838	4/30.124		1/28.491				
6.	4/36.832		2/27.427	3/28.735		1/28.492				
7.	4/30.034		2/29.103	3/29.418		1/28.425				
8.	4/37.564		2/27.552	3/28.936		1/27.964				
9.	4/32.957		1/27.037	3/29.269		2/32.603				
10.	4/31.805		1/28.099	3/28.673		2/29.342				
11.			1/31.814			2/28.126				

Top Qualifiers	Qual#	Laps	Race Time (Difference)	Round	Race	Pos in Race	Fast Lap
Applegate, Mike	1	11	5:16.498	1	6	1	27.037
Everett, Erik	2	11	5:18.776 2.278	1	6	2	27.472
Diaz, Reuben	3	10	5:00.526	1	6	3	27.984
Navarrete, Chris	4	10	5:23.738 23.21	1	6	4	28.032
Hammond, Glenn	5	4	2:03.017	1	6	5	28.705
Vega, Laz	6	0		1	6	6	

13.5 4WD Buggy

Top Qualifier is Applegate, Mike 11/5:16.498 (Rnd 1)


Club Race 01-21-18

Round 1

7

Ser#42318

Timing and Scoring by www.RCScoringPro.com

Sponsor	Driver Name	Car	Pos	Laps	Race Time	Behind	Fast Lap	Average Top 5	Top 10	Top 15	Q#
	Chavez, Daniel	2	1	10	4:53.218		27.246	27.915	29.322		3
	Lee, Pak	5	2	10	5:10.166	16.948	29.089	29.805	31.017		5
	Cox, Joshua	3	3	10	5:12.478	19.260	30.075	30.645	31.248		6
	Bilogan, Steve	4	4	10	5:21.211	27.993	30.234	30.747	32.121		7
	Jones, Jeff	6	5	10	5:21.584	28.366	29.753	30.740	32.158		8
	Serio, Phil	1	6	9	5:09.646		32.413	33.064			10

Car#	1	2	3	4	5	6	7	8	9	10
1.	4/32.413	1/28.003	2/30.835	6/35.751	5/32.642	3/31.888				
2.	5/35.505	1/28.381	2/30.732	6/35.365	4/32.266	3/31.031				
3.	5/33.305	1/27.844	2/30.075	6/31.446	4/30.655	3/31.355				
4.	6/37.506	1/30.954	2/31.591	5/31.470	3/29.089	4/35.452				
5.	6/37.172	1/28.100	3/31.478	5/30.234	2/29.383	4/30.191				
6.	6/33.517	1/27.246	3/32.667	5/31.234	2/30.691	4/31.369				
7.	6/32.904	1/28.739	3/31.057	5/30.285	2/31.702	4/32.553				
8.	6/34.141	1/28.666	3/32.231	5/33.175	2/33.754	4/29.753				
9.	6/33.183	1/30.924	3/30.528	5/30.535	2/30.778	4/33.676				
10.		1/34.361	3/31.284	4/31.716	2/29.206	5/34.316				

Top Qualifiers	Qual#	Laps	Race Time (Difference)	Round	Race	Pos in Race	Fast Lap
Applegate, Mike	1	11	5:16.498	1	6	1	27.037
Everett, Erik	2	11	5:18.776 2.278	1	6	2	27.472
Chavez, Daniel	3	10	4:53.218	1	7	1	27.246
Diaz, Reuben	4	10	5:00.526 7.308	1	6	3	27.984
Lee, Pak	5	10	5:10.166 9.640	1	7	2	29.089
Cox, Joshua	6	10	5:12.478 2.312	1	7	3	30.075
Bilogan, Steve	7	10	5:21.211 8.733	1	7	4	30.234
Jones, Jeff	8	10	5:21.584 0.373	1	7	5	29.753
Navarrete, Chris	9	10	5:23.738 2.154	1	6	4	28.032
Serio, Phil	10	9	5:09.646	1	7	6	32.413

2WD Stock

Round 1



Club Race 01-21-18

Ser#42318

Timing and Scoring by www.RCScoringPro.com

Sponsor	Driver Name	Car	Pos	Laps	Race Time	Behind	Fast Lap	Average Top 5	Top 10	Top 15	Q#
	Lopez, Jader	1	1	10	5:03.897		29.647	30.041	30.390		1
	Delfino, Scott	11	2	10	5:16.563	12.666	30.479	30.762	31.656		2
	Everett, Erik	2	3	10	5:18.278	14.381	30.419	30.782	31.828		3
	Cook, Ayrton	5	4	10	5:18.537	14.640	29.872	30.801	31.854		4
	MacLellan, Alex	7	5	10	5:19.938	16.041	30.346	30.861	31.994		5
	Applegate, Mike	4	6	10	5:20.063	16.166	30.060	31.015	32.006		6
	Diaz, Reuben	6	7	9	4:59.261		30.361	31.208			7
	Hammond, Glenn	3	8	9	5:07.878	8.617	32.228	33.218			8
	Vega, Laz	8	9	9	5:13.826	14.565	31.463	32.326			9
	Biggs, Patrick	9	10	8	5:00.019		33.760	35.666			10
	Navarrete, Chris	10	11	8	5:08.759	8.740	31.753	35.322			11

Car# 1	2	3	4	5	6	7	8	9	10
1. 1/30.048	7/31.775	8/32.228	2/30.060	5/31.169	4/30.845	3/30.584	11/39.706	9/33.760	10/36.663
2. 1/30.568	6/31.480	8/35.281	2/31.231	7/32.506	4/31.287	3/30.917	11/32.115	10/37.138	9/31.753
3. 1/30.246	7/31.008	8/35.577	2/31.713	6/30.304	4/31.647	3/31.966	10/36.914	9/37.547	11/42.997
4. 1/32.066	3/30.811	8/34.609	6/34.004	4/31.227	7/35.644	2/31.552	9/32.402	11/41.659	10/36.923
5. 1/30.203	2/31.363	8/32.572	5/30.975	6/34.659	7/31.899	3/31.513	9/31.463	11/37.013	10/36.763
6. 1/29.647	6/38.245	8/33.786	4/32.266	5/32.704	7/35.082	2/30.944	9/34.865	11/36.623	10/37.725
7. 1/30.310	5/30.419	8/35.775	3/32.377	6/32.609	7/30.361	2/30.346	9/40.710	11/42.483	10/34.507
8. 1/30.066	4/30.853	8/32.896	6/34.626	5/32.053	7/35.030	2/32.123	9/32.794	10/33.796	11/51.428
9. 1/30.503	5/31.507	8/35.154	6/31.165	4/29.872	7/37.466	2/33.040	9/32.857		
10. 1/30.240	3/30.817		6/31.646	4/31.434		5/36.953			

Car# 11	12	13	14	15	16	17	18	19	20
1. 6/31.284									
2. 5/30.929									
3. 5/31.568									
4. 5/31.462									
5. 4/32.266									
6. 3/30.490									
7. 4/36.175									
8. 3/30.479									
9. 3/30.928									
10. 2/30.982									

Top Qualifiers	Qual#	Laps	Race Time (Difference)	Round	Race	Pos in Race	Fast Lap
Lopez, Jader	1	10	5:03.897	1	8	1	29.647
Delfino, Scott	2	10	5:16.563 12.66	1	8	2	30.479
Everett, Erik	3	10	5:18.278 1.715	1	8	3	30.419
Cook, Ayrton	4	10	5:18.537 0.259	1	8	4	29.872
MacLellan, Alex	5	10	5:19.938 1.401	1	8	5	30.346
Applegate, Mike	6	10	5:20.063 0.125	1	8	6	30.060
Diaz, Reuben	7	9	4:59.261	1	8	7	30.361
Hammond, Glenn	8	9	5:07.878 8.617	1	8	8	32.228
Vega, Laz	9	9	5:13.826 5.948	1	8	9	31.463
Biggs, Patrick	10	8	5:00.019	1	8	10	33.760

Mod Truck

Round 1



Club Race 01-21-18

Ser#42318

Timing and Scoring by www.RCScoringPro.com

Sponsor	Driver Name	Car	Pos	Laps	Race Time	Behind	Fast Lap	Average Top 5	Top 10	Top 15	Q#
	Diaz, Reuben	4	1	10	5:19.797		29.789	30.496	31.980		
	Cooper, Jared	3	2	9	5:12.714		31.100	31.850			
	Lee, Pak	2	3	9	5:18.102	5.388	31.867	32.947			
	Hammond, Glenn	1	4	1	0:46.652		46.652				
.....											
	Baio, Joe	6	1	10	5:13.196		30.285	30.874	31.320		1
	Barbera, Joe	5	2	10	5:22.865	9.669	29.975	31.314	32.286		2
	Fabiani, Massimo	8	3	9	5:03.012		30.272	31.319			3
	Kaufman, Tim	7	4	9	5:19.407	16.395	32.956	33.765			4

Car#	1	2	3	4	5	6	7	8	9	10
1.	8/46.652	7/37.187	3/33.876	4/35.494	2/33.306	1/33.047	5/35.913	6/36.987		
2.		6/33.256	3/32.329	5/34.188	2/32.219	1/30.285	4/32.956	7/38.342		
3.		4/34.431	6/43.553	3/29.789	2/29.975	1/31.152	7/45.513	5/33.494		
4.		4/31.867	6/33.109	3/32.397	2/34.385	1/30.367	7/34.185	5/31.702		
5.		6/38.620	5/31.362	3/31.938	2/31.463	1/31.556	7/34.346	4/30.272		
6.		6/32.913	5/31.348	3/30.053	2/32.178	1/31.298	7/34.810	4/30.726		
7.		6/32.266	5/31.100	2/32.037	3/33.457	1/31.476	7/34.125	4/30.773		
8.		6/35.511	5/35.099	2/30.426	3/31.742	1/31.382	7/33.613	4/37.596		
9.		6/42.051	5/40.938	2/33.201	3/31.210	1/31.270	7/33.946	4/33.120		
10.				2/30.274	3/32.930	1/31.363				

Top Qualifiers		Qual#	Laps	Race Time (Difference)		Round	Race	Pos in Race	Fast Lap
	Baio, Joe	1	10	5:13.196		1	8	1	30.285
	Barbera, Joe	2	10	5:22.865	9.669	1	8	3	29.975
	Fabiani, Massimo	3	9	5:03.012		1	8	4	30.272
	Kaufman, Tim	4	9	5:19.407	16.39	1	8	7	32.956

E-Buggy

Top Qualifier is Cook, Ayrton 11/5:12.231 (Rnd 1)

Club Race 01-21-18

Round 2

1

Ser#42318

Timing and Scoring by www.RCScoringPro.com

Sponsor	Driver Name	Car	Pos	Laps	Race Time	Behind	Fast Lap	Average Top 5	Top 10	Top 15	Q#
	Cook, Ayrton	9	1	12	5:20.788		25.714	26.076	26.401		1
	Allen, Tom	5	2	11	5:19.000		27.630	28.156	28.715		2
	Large, James	1	3	11	5:25.110	6.110	27.821	28.255	28.893		4
	Barbera, Joe	6	4	11	5:33.403	14.403	28.629	28.768	29.791		5
	Large, Scott	4	5	10	5:00.264		29.073	29.437	30.026		6
	Vega, Laz	2	6	10	5:07.021	6.757	28.606	29.433	30.702		7
	Large, Don	3	7	9	5:06.154		30.798	31.915			12
	Scallo, Anthony	7	8	4	1:55.504		28.447				3
	Rodriguez, Fred	8	9	0							

Car#	1	2	3	4	5	6	7	8	9	10
1.	2/28.642	5/29.745	8/31.813	4/29.487	6/29.991	7/31.532	3/29.419		1/27.700	
2.	3/31.300	6/33.034	8/32.585	4/30.925	5/31.852	7/32.137	2/29.061		1/26.735	
3.	3/28.880	6/29.690	8/40.562	4/29.611	5/29.049	7/28.839	2/28.447		1/25.714	
4.	3/28.508	6/28.606	8/32.558	5/30.696	4/28.197	7/29.437	2/28.577		1/26.503	
5.	2/28.697	6/33.440	7/31.820	4/29.512	3/28.679	5/28.629			1/26.658	
6.	2/27.821	6/31.614	7/33.557	4/29.073	3/28.246	5/29.631			1/26.690	
7.	2/29.275	6/30.829	7/30.798	5/30.804	3/28.609	4/28.890			1/25.776	
8.	2/28.042	6/29.263	7/34.871	5/29.611	3/29.262	4/28.697			1/29.076	
9.	2/28.263	6/29.861	7/37.590	5/29.500	3/28.096	4/28.785			1/27.045	
10.	3/36.179	6/30.939		5/31.045	2/29.389	4/31.331			1/26.494	
11.	3/29.503				2/27.630	4/35.495			1/26.020	
12.									1/26.377	

Top Qualifiers	Qual#	Laps	Race Time (Difference)	Round	Race	Pos in Race	Fast Lap
Cook, Ayrton	1	12	5:20.788	2	1	1	25.714
Allen, Tom	2	11	5:19.000	2	1	2	27.630
Scallo, Anthony	3	11	5:23.422 4.422	1	1	2	27.957
Large, James	4	11	5:25.110 1.688	2	1	3	27.821
Barbera, Joe	5	11	5:33.403 8.293	2	1	4	28.629
Large, Scott	6	10	5:00.264	2	1	5	29.073
Vega, Laz	7	10	5:07.021 6.757	2	1	6	28.606
Kretzschmar, Loren	8	10	5:07.170 0.149	1	2	1	28.812
Rodriguez, Fred	9	10	5:15.219 8.049	1	2	2	29.843
Baio, Joe	10	10	5:28.675 13.45	1	2	3	30.926

E-Buggy

Top Qualifier is Cook, Ayrton 12/5:20.788 (Rnd 2)

Round 2

2

Club Race 01-21-18

Ser#42318

Timing and Scoring by www.RCScoringPro.com

Sponsor	Driver Name	Car	Pos	Laps	Race Time	Behind	Fast Lap	Average Top 5	Top 10	Top 15	Q#
	Perez, Luis	5	1	11	5:13.964		26.139	26.704	28.053		2
	Kretzschmar, Loren	3	2	11	5:27.583	13.619	27.975	28.370	29.291		6
	Baio, Joe	1	3	10	5:07.553		29.168	29.820	30.755		10
	Paulins, Matt	4	4	10	5:20.758	13.205	28.898	30.061	32.076		12
	Bilogan, Steve	2	5	9	4:56.225		30.599	31.227			13
	Rodriguez, Fred	8	6	9	5:11.546	15.321	28.975	31.570			11
	Blume, Richard	6	7	8	5:04.395		33.071	35.662			16
	Torcida, Rodrigo	7	8	3	1:46.330		31.124				15

Car# 1	2	3	4	5	6	7	8	9	10
1. 3/30.352	6/32.119	2/28.409	7/33.480	1/27.772	8/44.118	5/31.124	4/30.420		
2. 3/32.106	6/32.028	2/30.826	4/30.363	1/27.405	8/41.193	5/32.972	7/39.312		
3. 3/30.685	5/32.041	2/27.975	4/31.087	1/30.404	8/40.776	6/42.234	7/41.894		
4. 3/33.819	5/40.727	2/34.677	4/35.253	1/26.707	7/33.071		6/32.516		
5. 3/30.151	5/30.599	2/32.418	4/28.902	1/27.168	7/35.664		6/30.604		
6. 3/29.712	5/35.203	2/29.115	4/31.054	1/26.747	7/37.276		6/36.481		
7. 3/29.168	5/31.598	2/29.723	4/31.577	1/26.139	7/34.562		6/35.334		
8. 3/31.493	5/30.859	2/28.264	4/33.774	1/31.328	7/37.735		6/28.975		
9. 3/29.954	5/31.051	2/28.975	4/28.898	1/30.098			6/36.010		
10. 3/30.113		2/28.659	4/36.370	1/26.757					
11.		2/28.542		1/33.439					

Top Qualifiers	Qual#	Laps	Race Time (Difference)	Round	Race	Pos in Race	Fast Lap
Cook, Ayrton	1	12	5:20.788	2	1	1	25.714
Perez, Luis	2	11	5:13.964	2	2	1	26.139
Allen, Tom	3	11	5:19.000 5.036	2	1	2	27.630
Scallo, Anthony	4	11	5:23.422 4.422	1	1	2	27.957
Large, James	5	11	5:25.110 1.688	2	1	3	27.821
Kretzschmar, Loren	6	11	5:27.583 2.473	2	2	2	27.975
Barbera, Joe	7	11	5:33.403 5.820	2	1	4	28.629
Large, Scott	8	10	5:00.264	2	1	5	29.073
Vega, Laz	9	10	5:07.021 6.757	2	1	6	28.606
Baio, Joe	10	10	5:07.553 0.532	2	2	3	29.168

Nitro

Top Qualifier is Large, James 10/5:14.999 (Rnd 1)

Club Race 01-21-18

Round 2

3

Ser#42318

Timing and Scoring by www.RCScoringPro.com

Sponsor	Driver Name	Car	Pos	Laps	Race Time	Behind	Fast Lap	Average Top 5	Top 10	Top 15	Q#
	Large, James	2	1	11	5:23.814		28.578	28.819	29.323		1
	Scallo, Anthony	3	2	11	5:24.526	0.712	27.519	28.224	28.884		2
	Cox, Joshua	5	3	11	5:26.391	2.577	28.371	28.991	29.554		3
	Large, Scott	4	4	10	5:13.281		29.606	30.070	31.328		4
	Lee, Pak	6	5	10	5:19.826	6.545	28.401	30.082	31.983		5
	Large, Don	1	6	9	5:04.230		30.604	31.914			6

Car#	1	2	3	4	5	6	7	8	9	10
1.	6/31.962	2/29.029	1/28.757	5/30.709	4/30.141	3/29.615				
2.	6/32.813	2/28.945	1/27.519	4/32.313	3/29.338	5/34.105				
3.	5/33.359	2/29.403	1/28.789	4/29.881	3/29.446	6/35.809				
4.	6/35.778	2/28.718	1/28.842	4/32.707	3/28.371	5/28.401				
5.	6/40.263	2/30.110	1/27.893	4/35.372	3/30.610	5/35.078				
6.	6/34.620	2/29.303	1/29.764	4/30.755	3/28.708	5/31.763				
7.	6/30.834	2/28.578	1/30.050	4/30.349	3/30.847	5/31.562				
8.	6/30.604	2/30.588	1/30.108	4/31.783	3/29.642	5/29.695				
9.	6/33.997	2/30.109	1/28.958	4/29.606	3/29.941	5/32.660				
10.		1/28.827	3/35.686	4/29.806	2/29.094	5/31.138				
11.		1/30.204	2/28.160		3/30.253					

Top Qualifiers	Qual#	Laps	Race Time (Difference)	Round	Race	Pos in Race	Fast Lap
Large, James	1	11	5:23.814	2	3	1	28.578
Scallo, Anthony	2	11	5:24.526 0.712	2	3	2	27.519
Cox, Joshua	3	11	5:26.391 1.865	2	3	3	28.371
Large, Scott	4	10	5:13.281	2	3	4	29.606
Lee, Pak	5	10	5:19.826 6.545	2	3	5	28.401
Large, Don	6	9	5:04.230	2	3	6	30.604

4wd Mod

Top Qualifier is Lopez, Jader 12/5:24.590 (Rnd 1)

Club Race 01-21-18

Round 2

4

Ser#42318

Timing and Scoring by www.RCScoringPro.com

Sponsor	Driver Name	Car	Pos	Laps	Race Time	Behind	Fast Lap	Average Top 5	Top 10	Top 15	Q#
	Lopez, Jader	3	1	12	5:16.553		25.611	25.812	26.154		1
	Perez, Luis	1	2	11	5:02.106		25.769	26.265	27.088		2
	MacLellan, Alex	7	3	11	5:02.638	0.532	26.719	27.031	27.399		3
	Cooper, Jared	6	4	11	5:03.970	1.864	26.580	26.862	27.279		4
	Davila, Daniel	11	5	11	5:13.103	10.997	26.604	26.788	27.608		5
	Diaz, Jesus	8	6	10	5:19.423		29.283	30.102	31.942		7
	Paulins, Matt	4	7	10	5:20.454	1.031	28.533	29.520	32.045		8
	Biggs, Patrick	2	8	9	5:29.475		30.712	32.396			6
	Blume, Richard	9	9	8	5:13.232		34.564	37.230			9
	Navarrete, Chris	5	10	8	5:24.215	10.983	31.454	36.914			10
	Torcida, Rodrigo	10	11	0							

Car# 1	2	3	4	5	6	7	8	9	10
1. 3/26.828	10/48.651	4/26.990	7/34.435	9/47.265	1/26.586	5/27.449	6/32.495	8/38.418	
2. 1/25.769	9/33.061	2/26.182	6/29.367	10/39.286	4/26.914	5/27.816	7/32.314	8/40.750	
3. 4/28.549	9/32.695	1/25.899	6/29.900	10/39.655	3/26.839	5/27.135	7/31.244	8/34.564	
4. 3/26.552	9/44.041	1/26.998	7/32.507	10/37.115	4/27.389	5/26.719	6/30.150	8/41.697	
5. 2/26.374	8/38.362	1/26.586	6/33.998	10/46.692	3/27.400	5/27.199	7/38.502	9/44.066	
6. 2/27.305	8/34.318	1/25.753	7/41.545	10/31.454	3/27.866	4/28.562	6/33.167	9/41.320	
7. 2/26.862	8/30.712	1/26.057	7/30.116	10/45.688	3/27.701	4/27.210	6/32.435	9/36.877	
8. 3/31.229	8/31.195	1/25.739	7/29.686	10/37.060	2/27.645	4/28.645	6/29.553	9/35.540	
9. 4/28.303	8/36.440	1/26.475	7/28.533		2/27.872	3/26.890	6/29.283		
10. 3/28.533		1/28.010	7/30.367		4/31.178	2/27.541	6/30.280		
11. 2/25.802		1/25.611			4/26.580	3/27.472			
12.		1/26.253							

Car# 11	12	13	14	15	16	17	18	19	20
1. 2/26.716									
2. 3/26.604									
3. 2/27.003									
4. 2/27.211									
5. 4/28.303									
6. 5/30.311									
7. 5/27.440									
8. 5/28.872									
9. 5/26.845									
10. 5/37.026									
11. 5/26.772									
12.									

Top Qualifiers	Qual#	Laps	Race Time (Difference)	Round	Race	Pos in Race	Fast Lap
Lopez, Jader	1	12	5:16.553	2	4	1	25.611
Perez, Luis	2	11	5:02.106	2	4	2	25.769
MacLellan, Alex	3	11	5:02.638 0.532	2	4	3	26.719
Cooper, Jared	4	11	5:03.970 1.332	2	4	4	26.580
Davila, Daniel	5	11	5:13.103 9.133	2	4	5	26.604
Biggs, Patrick	6	10	5:16.546	1	4	5	30.770
Diaz, Jesus	7	10	5:19.423 2.877	2	4	6	29.283
Paulins, Matt	8	10	5:20.454 1.031	2	4	7	28.533
Blume, Richard	9	8	5:13.232	2	4	9	34.564
Navarrete, Chris	10	8	5:24.215 10.98	2	4	10	31.454

13.5 4WD Buggy

Round 2

5

Top Qualifier is Applegate, Mike 11/5:16.498 (Rnd 1)

Club Race 01-21-18

Ser#42318

Timing and Scoring by www.RCScoringPro.com

Sponsor	Driver Name	Car	Pos	Laps	Race Time	Behind	Fast Lap	Average			Q#
								Top 5	Top 10	Top 15	
	Applegate, Mike	3	1	12	5:25.997		26.349	26.705	27.000		1
	Diaz, Reuben	4	2	11	5:09.089		26.634	26.976	27.788		2
	Vega, Laz	5	3	11	5:24.563	15.474	28.106	28.560	29.181		4
	Hammond, Glenn	2	4	11	5:24.771	15.682	27.726	28.312	29.050		5
	Navarrete, Chris	1	5	10	5:08.117		28.164	28.570	30.812		7
	Everett, Erik	6	6	10	5:29.853	21.736	26.564	28.178	32.985		3

Car#	1	2	3	4	5	6	7	8	9	10
1.	4/28.379	6/30.904	1/27.338	3/28.342	2/28.106	5/30.009				
2.	6/37.022	5/28.876	1/26.989	2/27.637	4/29.365	3/27.014				
3.	6/28.826	5/29.191	1/26.997	2/27.154	4/30.425	3/30.375				
4.	6/29.155	5/28.410	1/28.164	2/31.206	4/29.021	3/27.500				
5.	6/28.817	3/28.530	1/26.673	2/29.003	4/29.263	5/32.117				
6.	6/28.665	4/27.726	1/26.349	2/30.142	5/29.209	3/26.564				
7.	6/31.816	3/29.756	1/27.837	2/27.096	4/28.290	5/37.959				
8.	5/29.638	3/28.485	1/27.412	2/26.634	4/28.430	6/53.962				
9.	5/28.164	3/28.407	1/27.414	2/27.183	4/30.745	6/29.802				
10.	5/37.635	3/30.211	1/27.312	2/26.811	4/28.953	6/34.551				
11.		4/34.275	1/26.566	2/27.881	3/32.756					
12.			1/26.946							

Top Qualifiers	Qual#	Laps	Race Time (Difference)	Round	Race	Pos in Race	Fast Lap
Applegate, Mike	1	12	5:25.997	2	5	1	26.349
Diaz, Reuben	2	11	5:09.089	2	5	2	26.634
Everett, Erik	3	11	5:18.776 9.687	1	5	2	27.472
Vega, Laz	4	11	5:24.563 5.787	2	5	3	28.106
Hammond, Glenn	5	11	5:24.771 0.208	2	5	4	27.726
Chavez, Daniel	6	10	4:53.218	1	6	1	27.246
Navarrete, Chris	7	10	5:08.117 14.89	2	5	5	28.164
Lee, Pak	8	10	5:10.166 2.049	1	6	2	29.089
Cox, Joshua	9	10	5:12.478 2.312	1	6	3	30.075
Bilogan, Steve	10	10	5:21.211 8.733	1	6	4	30.234

13.5 4WD Buggy

Round 2

6

Top Qualifier is Applegate, Mike 12/5:25.997 (Rnd 2)

Club Race 01-21-18

Ser#42318

Timing and Scoring by www.RCScoringPro.com

Sponsor	Driver Name	Car	Pos	Laps	Race Time	Behind	Fast Lap	Average			Q#
								Top 5	Top 10	Top 15	
	Chavez, Daniel	2	1	12	5:27.985		25.745	26.403	26.969		2
	Cox, Joshua	3	2	11	5:23.325		28.171	28.841	29.258		5
	Lee, Pak	5	3	11	5:32.565	9.240	27.583	27.931	29.727		8
	Bilogan, Steve	4	4	10	5:19.029		28.621	30.022	31.903		10
	Jones, Jeff	6	5	10	5:25.769	6.740	29.983	31.009	32.577		11
	Serio, Phil	1	6	9	5:12.881		31.449	32.964			12

Car#	1	2	3	4	5	6	7	8	9	10
1.	4/33.811	1/26.891	2/28.988	5/35.855	3/31.017	6/37.044				
2.	6/36.795	1/27.193	2/29.392	4/31.659	3/27.583	5/32.982				
3.	6/35.994	1/25.940	3/30.749	4/29.735	2/28.947	5/33.030				
4.	6/39.506	1/27.655	2/28.171	4/34.971	3/29.803	5/32.006				
5.	6/31.449	1/25.745	3/29.200	4/29.891	2/28.498	5/32.966				
6.	6/32.046	1/26.818	3/29.161	4/30.802	2/27.824	5/31.820				
7.	6/34.138	1/28.020	3/29.169	4/31.685	2/27.775	5/34.701				
8.	6/33.376	1/27.468	3/29.628	4/31.060	2/27.975	5/29.983				
9.	6/35.766	1/27.337	3/30.098	4/28.621	2/33.862	5/30.192				
10.		1/26.619	2/28.714	4/34.750	3/33.986	5/31.045				
11.		1/29.613	2/30.055		3/35.295					
12.		1/28.686								

Top Qualifiers	Qual#	Laps	Race Time (Difference)	Round	Race	Pos in Race	Fast Lap
Applegate, Mike	1	12	5:25.997	2	5	1	26.349
Chavez, Daniel	2	12	5:27.985 1.988	2	6	1	25.745
Diaz, Reuben	3	11	5:09.089	2	5	2	26.634
Everett, Erik	4	11	5:18.776 9.687	1	5	2	27.472
Cox, Joshua	5	11	5:23.325 4.549	2	6	2	28.171
Vega, Laz	6	11	5:24.563 1.238	2	5	3	28.106
Hammond, Glenn	7	11	5:24.771 0.208	2	5	4	27.726
Lee, Pak	8	11	5:32.565 7.794	2	6	3	27.583
Navarrete, Chris	9	10	5:08.117	2	5	5	28.164
Bilogan, Steve	10	10	5:19.029 10.91	2	6	4	28.621

2WD Stock

Top Qualifier is Lopez, Jader 10/5:03.897 (Rnd 1)

Club Race 01-21-18

Round 2



Ser#42318

Timing and Scoring by www.RCScoringPro.com

Sponsor	Driver Name	Car	Pos	Laps	Race Time	Behind	Fast Lap	Average Top 5	Top 10	Top 15	Q#
	Lopez, Jader	1	1	11	5:01.276		26.508	26.779	27.161		1
	Applegate, Mike	4	2	11	5:09.521	8.245	26.823	27.146	27.690		2
	Everett, Erik	2	3	11	5:16.076	14.800	27.072	28.109	28.589		3
	Cook, Ayrton	5	4	11	5:22.799	21.523	27.135	27.672	28.864		4
	Delfino, Scott	11	5	11	5:23.485	22.209	27.548	27.973	28.993		5
	Diaz, Reuben	6	6	10	5:04.021		27.055	27.892	30.402		6
	Vega, Laz	8	7	10	5:05.411	1.390	28.790	29.208	30.541		7
	Navarrete, Chris	10	8	10	5:18.809	14.788	28.997	29.774	31.881		8
	Hammond, Glenn	3	9	10	5:26.742	22.721	28.826	31.066	32.674		10
	Biggs, Patrick	9	10	9	5:15.492		31.934	32.774			11
	MacLellan, Alex	7	11	6	3:01.516		27.880	28.817			9

Car# 1	2	3	4	5	6	7	8	9	10
1. 1/27.084	6/28.186	7/28.826	3/27.671	2/27.135	4/27.886	5/28.036	9/31.165	11/35.683	8/29.969
2. 1/26.508	3/27.072	8/32.031	2/26.823	9/34.163	4/27.426	5/27.880	10/30.188	11/32.003	6/29.493
3. 1/29.670	2/28.915	10/35.161	5/32.620	9/32.217	4/29.626	3/28.361	8/31.988	11/32.942	7/33.322
4. 1/28.554	2/30.186	10/30.970	5/28.688	7/27.432	3/29.599	4/31.274	8/28.790	11/31.934	9/31.183
5. 1/27.147	2/27.649	10/30.726	3/27.731	9/32.795	6/31.242	5/28.534	7/30.269	11/39.218	8/29.226
6. 1/26.677	2/28.764	10/32.779	4/28.223	7/28.189	5/27.495	6/37.431	8/35.763	11/39.216	9/35.839
7. 1/27.089	3/28.892	9/34.155	2/27.103	6/28.499	5/34.512		7/28.799	10/33.907	8/28.997
8. 1/27.455	3/28.875	9/33.383	2/27.000	5/27.326	6/36.678		7/29.334	10/33.084	8/33.648
9. 1/26.826	3/28.928	9/35.534	2/27.299	5/28.278	7/32.502		6/29.640	10/37.505	8/32.119
10. 1/27.467	3/29.419	9/33.177	2/28.858	4/28.424	6/27.055		7/29.475		8/35.013
11. 1/26.799	3/29.190		2/27.505	4/28.341					

Car# 11	12	13	14	15	16	17	18	19	20
1. 10/31.706									
2. 7/28.227									
3. 6/28.325									
4. 6/28.149									
5. 4/27.548									
6. 3/27.616									
7. 4/33.552									
8. 4/28.811									
9. 4/28.781									
10. 5/32.237									
11. 5/28.533									

Top Qualifiers	Qual#	Laps	Race Time (Difference)		Round	Race	Pos in Race	Fast Lap
Lopez, Jader	1	11	5:01.276		2	7	1	26.508
Applegate, Mike	2	11	5:09.521	8.245	2	7	2	26.823
Everett, Erik	3	11	5:16.076	6.555	2	7	3	27.072
Cook, Ayrton	4	11	5:22.799	6.723	2	7	4	27.135
Delfino, Scott	5	11	5:23.485	0.686	2	7	5	27.548
Diaz, Reuben	6	10	5:04.021		2	7	6	27.055
Vega, Laz	7	10	5:05.411	1.390	2	7	7	28.790
Navarrete, Chris	8	10	5:18.809	13.39	2	7	8	28.997
MacLellan, Alex	9	10	5:19.938	1.129	1	7	5	30.346
Hammond, Glenn	10	10	5:26.742	6.804	2	7	9	28.826

Mod Truck

Top Qualifier is Baio, Joe 10/5:13.196 (Rnd 1)

Club Race 01-21-18

Round 2



Ser#42318

Timing and Scoring by www.RCScoringPro.com

Sponsor	Driver Name	Car	Pos	Laps	Race Time	Behind	Fast Lap	Average Top 5	Top 10	Top 15	Q#
	Diaz, Reuben	4	1	11	5:16.786		27.439	27.944	28.517		
	Lee, Pak	2	2	10	5:16.743		29.288	30.277	31.674		
	Cooper, Jared	3	3	10	5:19.274	2.531	29.140	29.991	31.927		
	Hammond, Glenn	1	4	9	5:04.556		29.632	31.109			

.....

	Baio, Joe	6	1	10	5:05.723		29.142	29.746	30.572		1
	Barbera, Joe	5	2	10	5:07.841	2.118	28.544	29.602	30.784		2
	Fabiani, Massimo	8	3	8	4:05.109		28.427	29.713			3
	Kaufman, Tim	7	4	8	5:00.582	55.473	34.563	36.636			4

Car#	1	2	3	4	5	6	7	8	9	10
1.	2/29.632	5/32.403	3/30.413	1/27.631	6/32.795	7/33.746	8/38.036	4/31.759		
2.	3/32.071	6/32.371	2/29.140	1/29.814	5/30.773	4/29.765	8/35.584	7/33.018		
3.	6/32.806	7/32.028	2/30.943	1/28.456	3/30.034	4/30.661	8/34.563	5/29.402		
4.	7/38.344	6/29.863	4/34.532	1/28.267	2/29.257	3/29.554	8/37.242	5/31.768		
5.	7/36.135	6/33.243	5/31.991	1/27.439	4/33.807	3/31.041	8/40.895	2/28.427		
6.	7/33.676	6/30.857	5/29.839	1/31.611	4/29.850	3/30.821	8/37.757	2/29.058		
7.	7/30.575	5/29.288	6/33.895	1/28.291	4/30.327	3/30.195	8/38.453	2/30.866		
8.	7/30.461	6/35.314	5/31.376	1/29.081	4/31.216	3/30.074	8/38.052	2/30.811		
9.	6/40.856	4/30.423	5/37.524	1/29.033	3/31.238	2/29.142				
10.		4/30.953	5/29.621	1/28.094	3/28.544	2/30.724				
11.				1/29.069						

Top Qualifiers	Qual#	Laps	Race Time (Difference)	Round	Race	Pos in Race	Fast Lap
Baio, Joe	1	10	5:05.723	2	8	2	29.142
Barbera, Joe	2	10	5:07.841 2.118	2	8	3	28.544
Fabiani, Massimo	3	9	5:03.012	1	8	4	30.272
Kaufman, Tim	4	9	5:19.407 16.39	1	8	7	32.956

Nitro (A Main)

Round 3


2

Top Qualifier is Large, James 11/5:23.814 (Rnd 2)

Club Race 01-21-18

Ser#42318

Timing and Scoring by www.RCScoringPro.com

Sponsor	Driver Name	Car	Pos	Laps	Race Time	Behind	Fast Lap	Average Top 5	Top 10	Top 15	Q#
	Cox, Joshua	5	1	32	15:25.067		27.577	27.716	27.974	28.183	3
	Scallo, Anthony	3	2	31	15:03.507		26.123	26.512	26.826	27.156	2
	Large, James	2	3	31	15:05.247	1.740	26.740	27.217	27.527	27.787	1
	Lee, Pak	6	4	31	15:45.473	41.966	28.147	28.561	28.923	29.150	5
	Large, Don	1	5	27	15:09.177		29.066	29.493	30.605	31.383	6
	Large, Scott	4	6	0							4

Car#	1	2	3	4	5	6	7	8	9	10
1.	4/2.780	5/28.590	1/1.641		2/2.125	3/2.451				
2.	4/33.411	5/29.553	3/34.207		1/30.860	2/31.335				
3.	3/31.615	5/28.838	4/35.917		1/27.687	2/29.656				
4.	3/30.094	5/32.688	4/32.837		1/28.191	2/29.302				
5.	3/29.410	5/28.462	4/26.382		1/30.354	2/28.563				
6.	4/32.013	5/28.037	3/26.123		1/27.954	2/28.489				
7.	4/37.682	5/29.061	3/27.702		1/28.784	2/29.067				
8.	4/32.032	5/27.654	3/26.369		1/28.309	2/28.147				
9.	5/32.973	4/28.428	3/28.472		1/27.662	2/29.332				
10.	5/29.655	4/28.645	3/28.733		1/28.678	2/29.580				
11.	4/36.591		3/28.174		1/33.468	2/29.828				
12.	5/41.770	1/26.740	3/29.344		2/30.044	4/31.039				
13.	5/31.400	1/35.616	3/27.771		2/28.764	4/32.648				
14.	5/29.066	1/27.384	3/32.825		2/28.381	4/32.707				
15.	5/29.242	1/27.990	4/40.994		2/28.233	3/30.056				
16.	5/35.281	1/28.018	3/27.926		2/28.124	4/39.141				
17.	5/64.903	1/27.033	3/27.756		2/27.702	4/29.493				
18.	5/32.202	1/28.590	3/27.051		2/37.435	4/30.802				
19.		1/30.610	3/26.942		2/29.972	4/30.147				
20.	5/33.673	1/30.265	3/27.109		2/30.240	4/32.957				
21.	5/31.525	1/31.338	3/38.513		2/30.817	4/28.545				
22.	5/38.556	1/27.741	3/27.927		2/28.720	4/35.456				
23.	5/34.275	1/30.679	3/27.230		2/28.305	4/31.736				
24.	5/34.203	1/34.962	3/27.025		2/27.577	4/29.377				
25.	5/32.432	1/27.889	3/34.730		2/30.348	4/29.059				
26.	5/75.091	1/27.686	3/27.284		2/28.460	4/29.458				
27.	5/37.302	1/28.845	3/30.264		2/29.248	4/33.686				
28.		1/27.873	3/35.256		2/40.060	4/30.967				
29.		3/58.226	2/26.745		1/29.513	4/29.351				
30.		3/30.530	2/34.271		1/29.576	4/30.633				
31.		3/27.276	2/29.987		1/29.286	4/52.465				
32.					1/30.190					

E-Buggy (A Main)

Top Qualifier is Cook, Ayrton 12/5:20.788 (Rnd 2)

Club Race 01-21-18

Round 3

5

Ser#42318

Timing and Scoring by www.RCScoringPro.com

Sponsor	Driver Name	Car	Pos	Laps	Race Time	Behind	Fast Lap	Average Top 5	Top 10	Top 15	Q#
	Cook, Ayrton	8	1	25	10:25.879		23.853	24.285	24.608	24.940	1
	Perez, Luis	5	2	24	10:09.596		24.935	25.156	25.426	25.692	2
	Kretschmar, Loren	3	3	23	10:17.843		25.968	26.478	26.799	27.200	6
	Large, James	1	4	22	10:04.938		26.834	27.106	27.459	27.899	5
	Baio, Joe	10	5	22	10:23.880	18.942	27.980	28.184	28.409	28.733	Bump
	Large, Scott	4	6	22	10:25.686	20.748	26.324	26.847	27.509	28.144	8
	Barbera, Joe	6	7	21	9:55.085		27.116	27.499	27.864	28.520	7
	Vega, Laz	9	8	20	10:16.880		27.313	27.792	29.003	30.486	Bump
	Scallo, Anthony	7	9	7	3:00.507		28.549	29.112			4
	Allen, Tom	2	10	0							3

Car# 1	2	3	4	5	6	7	8	9	10
1. 3/2.224		4/2.383	6/2.533	1/1.594	5/2.532	2/1.892	9/25.931	7/2.876	8/3.377
2. 3/27.676		2/27.278	8/37.735	1/25.766	6/31.849	4/29.459	9/23.853	5/29.140	7/33.126
3. 2/27.218		3/28.648	8/28.341	1/28.779	6/28.866	5/29.469		4/27.313	7/28.056
4. 3/28.132		4/29.285	9/26.845	2/25.516	5/27.828	8/33.057	1/24.826	6/32.919	7/28.618
5. 3/27.982		4/26.766	8/31.088	2/26.176	5/27.116	7/29.451	1/23.916	9/35.629	6/29.198
6. 3/27.247		4/26.364	8/28.623	2/26.362	7/34.524	6/28.549	1/28.136	9/28.084	5/27.980
7. 4/30.512		3/29.456	7/27.774	2/26.839	8/31.894	5/28.630	1/30.450	9/34.594	6/30.727
8. 4/28.887		3/27.023	6/27.528	2/28.789	7/27.471		1/26.165	8/50.128	5/29.201
9. 4/26.863		3/26.738	5/28.989	2/27.712	6/30.836		1/24.807	8/29.297	7/33.265
10. 4/26.834		3/27.956	5/28.483	2/26.202	6/28.277		1/29.697	8/36.361	7/30.595
11. 3/27.793		4/29.881	5/31.256	2/25.741	7/32.416		1/26.481	8/31.208	6/28.891
12. 3/29.791		4/31.864	5/26.829	2/24.935	7/28.717		1/26.100	8/28.422	6/28.296
13. 3/27.368		4/25.968	5/26.324	2/25.043	7/30.597		1/24.824	8/33.245	6/29.771
14. 3/29.335		4/28.714	5/27.636	2/25.506	7/29.486		1/25.766	8/27.419	6/28.843
15. 4/29.955		3/26.554	5/30.483	2/25.211	7/27.538		1/25.605	8/31.473	6/28.511
16. 4/28.950		3/29.615	5/29.363	2/25.770	7/29.378		1/25.191	8/29.951	6/28.547
17. 4/31.528		3/27.091	5/29.870	2/26.392	7/27.942		1/24.877	8/27.723	6/28.656
18. 4/27.481		3/27.639	5/26.711	2/25.687	7/27.544		1/24.949	8/34.531	6/28.502
19. 4/29.410		3/27.428	5/34.477	2/26.989	7/28.307		1/25.355	8/32.435	6/28.084
20. 4/33.031		3/28.452	6/35.951	2/28.406	7/34.067		1/24.445	8/34.132	5/29.835
21. 4/28.174		3/27.987	7/28.861	2/26.211	6/27.900		1/25.177		5/31.443
22. 4/28.547		3/27.977	6/29.986	2/28.712			1/26.435		5/30.358
23.		3/26.776		2/25.085			1/24.405		
24.				2/26.173			1/28.357		
25.							1/30.131		

Mod Truck (A Main)

Top Qualifier is Diaz, Reuben 11/5:16.786 (Rnd 2)

Club Race 01-21-18

Round 3



Ser#42318

Timing and Scoring by www.RCScoringPro.com

Sponsor	Driver Name	Car	Pos	Laps	Race Time	Behind	Fast Lap	Average Top 5	Top 10	Top 15	Q#
	Diaz, Reuben	4	1	11	5:09.225		26.838	27.171	28.021		1
	Lee, Pak	2	2	10	5:21.071		28.894	29.904			2
	Cooper, Jared	3	3	9	4:35.921		28.580	29.259			3
	Hammond, Glenn	1	4	9	5:00.780	24.859	28.326	30.805			4
.....											
	Fabiani, Massimo	8	1	11	5:26.445		28.090	28.693	29.299		3
	Baio, Joe	6	2	10	5:03.067		28.290	29.293			1
	Barbera, Joe	5	3	10	5:05.471	2.404	28.070	28.706			2
	Kaufman, Tim	7	4	9	5:22.169		31.657	32.425			4

Car#	1	2	3	4	5	6	7	8	9	10
1.	6/34.914	4/34.672	5/34.772	1/29.010	7/37.360	2/31.508	8/40.089	3/33.453		
2.	4/29.766	7/33.771	5/30.485	1/27.317	6/29.842	2/29.475	8/32.183	3/29.685		
3.	7/34.290	6/30.376	4/28.934	1/27.078	5/28.982	2/28.290	8/31.657	3/29.667		
4.	7/32.384	6/30.564	4/29.770	1/26.838	5/29.167	3/33.213	8/35.998	2/28.090		
5.	7/32.195	6/30.481	3/29.109	1/27.935	5/28.829	4/31.098	8/47.046	2/28.173		
6.	7/34.709	6/29.932	4/31.748	1/28.240	5/32.365	3/30.229	8/33.737	2/28.620		
7.	7/28.326	6/35.889	4/29.900	1/27.915	5/32.112	3/29.744	8/36.913	2/29.256		
8.	6/31.353	7/36.657	3/28.580	1/27.302	5/28.484	4/30.554	8/31.773	2/29.385		
9.	7/42.843	6/28.894	5/32.623	1/29.249	4/28.070	3/29.552	8/32.773	2/29.326		
10.		5/29.835		1/31.019	4/30.260	3/29.404		2/30.487		
11.				1/27.322				2/30.303		