

Race 1 13.5 4WD Buggy - C Main

Round
4

6 Minute Race

Car#	Driver Name	PCar#	Sponsor	Freq	Alternates	Qualifying Pos	Laps/Time	Transponder
1	Jones, Jeff			2.4ghz		21	12/6:26.526	9700127
2	Barone, Michael			2.4ghz		22	11/6:06.411	3156238
3	Bilogan, Steve			2.4ghz		23	11/6:16.826	6172140
4	Vega, Laz			2.4ghz		24	11/6:21.581	5740503

Race 2 2WD Stock - C Main

Round
4

6 Minute Race

Car#	Driver Name	PCar#	Sponsor	Freq	Alternates	Qualifying Pos	Laps/Time	Transponder
1	Valeo, Mark			2.4ghz		21	10/6:00.836	7109887
2	Barone, Michael			2.4ghz		22	8/6:11.841	4973884
3	Biggs, Patrick			2.4ghz		23	0/0:00.000	5878316
4	Louis, Richard			2.4ghz		24	0/0:00.000	1418415


Race 3 4wd Mod - B Main

Round
4

6 Minute Race

Car#	Driver Name	PCar#	Sponsor	Freq	Alternates	Qualifying Pos	Laps/Time	Transponder
1	Hammond, Glenn			2.4ghz		11	12/6:21.038	4463686
2	Laos, "PacMan" Christopher			2.4ghz		12	12/6:24.910	2638372
3	Hancock, John			2.4ghz		13	12/6:26.523	5926020
4	Navarro, Eddie			2.4ghz		14	11/6:13.699	5010917
5	Torcida, Rodrigo			2.4ghz		15	11/6:16.083	4123756
6	Garcia, Nelson			2.4ghz		16	11/6:17.543	8198340
7	Merrill, James			2.4ghz		17	10/6:32.485	4053619
8	Biggs, Patrick			2.4ghz		18	0/0:00.000	4434008


Race 4 13.5 4WD Buggy - B Main**Round
4****6 Minute Race**

Car#	Driver Name	PCar#	Sponsor	Freq	Alternates	Qualifying Pos	Laps/Time	Transponder
1	Benson, Garrett			2.4ghz		11	12/6:00.567	3516820
2	Lee, Pak			2.4ghz		12	12/6:04.329	7842165
3	Navarrete, Chris			2.4ghz		13	12/6:06.497	2333564
4	Richard, Johnson.			2.4ghz		14	12/6:07.004	9282375
5	Hammond, Glenn			2.4ghz		15	12/6:09.846	2108707
6	Morales, Cameron			2.4ghz		16	12/6:11.098	2256241
7	Fales, Doug			2.4ghz		17	12/6:11.665	4609324
8	Cox, Joshua			2.4ghz		18	12/6:14.483	6030649
9	Reynolds, AJ			2.4ghz		19	12/6:16.478	9885385
10	Jacobs, Rick			2.4ghz		20	12/6:16.779	6960502


Race 5 2WD Modified Buggy - B Main**Round
4****6 Minute Race**

Car#	Driver Name	PCar#	Sponsor	Freq	Alternates	Qualifying Pos	Laps/Time	Transponder
1	Barone, Mike			2.4ghz		11	11/6:09.334	3072388
2	Hammond, Glenn			2.4ghz		12	10/6:09.781	2725145
3	Davis, Teddy			2.4ghz		13	10/6:19.327	9550672
4	Net, Ryan			2.4ghz		14	0/0:00.000	Red #4


Race 6 2WD Stock - B Main**Round
4****6 Minute Race**

Car#	Driver Name	PCar#	Sponsor	Freq	Alternates	Qualifying Pos	Laps/Time	Transponder
1	Motzner, Cody			2.4ghz		11	12/6:12.283	4662575
2	Abbott, Kevin			2.4ghz		12	12/6:12.682	4253015
3	Castaneda, Daniel			2.4ghz		13	12/6:12.762	6888381
4	Morales, Fred			2.4ghz		14	12/6:23.485	9581307
5	Lee, Pak			2.4ghz		15	12/6:23.971	6345750
6	Vega, Laz			2.4ghz		16	11/6:00.788	4031654
7	Navarrete, Chris			2.4ghz		17	11/6:10.105	2684405
8	Hammond, Glenn			2.4ghz		18	11/6:14.396	3578220
9	McMahon, Vince			2.4ghz		19	11/6:17.064	3172746
10	Jacobs, Rick			2.4ghz		20	11/6:17.978	9942908


Race 7 4wd Mod - A1 Main**Round
4****6 Minute Race**

Car#	Driver Name	PCar#	Sponsor	Freq	Alternates	Qualifying Pos	Laps/Time	Transponder
1	Fales, Justin			Brown		1	15/6:22.055	2217599
2	Ruona, Jason			2.4ghz		2	14/6:04.649	6087743
3	Setser, Lee			2.4ghz		3	14/6:17.841	8218737
4	Intravia, Chris			2.4ghz		4	14/6:19.916	8410441
5	Chavez, Daniel			2.4ghz		5	13/6:04.641	5287026
6	Cooper, Jared			2.4ghz		6	13/6:13.608	3424091
7	Lazar, Janos "Lazi"			2.4ghz		7	13/6:14.612	3664523
8	Morales, Fred			2.4ghz		8	13/6:22.492	9581307
9	Barone, Mike			2.4ghz		9	13/6:23.314	2618356
10	Richard, Johnson.			2.4ghz		10	12/6:20.386	3986242


Race 8 13.5 4WD Buggy - A1 Main**Round
4****6 Minute Race**

Car#	Driver Name	PCar#	Sponsor	Freq	Alternates	Qualifying Pos	Laps/Time	Transponder
1	Chavez, Daniel			2.4ghz		1	14/6:05.836	5287026
2	Wight, Alan			2.4ghz		2	14/6:26.091	5867677
3	Allen, Tom			2.4ghz		3	13/6:06.480	8103538
4	Morales, Fred			2.4ghz		4	13/6:07.834	9581307
5	Everett, Erik			2.4ghz		5	13/6:11.507	2195110
6	Motzner, Cody			2.4ghz		6	13/6:13.517	6955753
7	Diaz, Reuben			2.4ghz		7	13/6:17.752	7437771
8	Taylor, Dan			2.4ghz		8	13/6:23.189	9414135
9	Laos, "PacMan" Christopher			2.4ghz		9	12/5:55.321	8121427
10	Kretzschmar, Loren			2.4ghz		10	12/6:00.283	6382732


Race 9 Mod Truck - A1 Main**Round
4****6 Minute Race**

Car#	Driver Name	PCar#	Sponsor	Freq	Alternates	Qualifying Pos	Laps/Time	Transponder
1	Wynn, Paul			2.4ghz		1	13/6:15.865	5906554
2	Cooper, Jared			2.4ghz		2	12/6:25.928	1181182
3	Page, Jacob			2.4ghz		3	12/6:30.463	1856148
4	Kretzschmar, Loren			2.4ghz		4	11/6:14.572	4018628
5	Delfino, Scott			2.4ghz		5	11/6:17.411	7515878
6	Hutton, Jonathan			2.4ghz		6	10/6:17.009	4724147
7	Allen, Tom			2.4ghz		7	1/0:37.597	7155003
8	Davis, Teddy			2.4ghz		8	0/0:00.000	Red #8

Race 10 2WD Modified Buggy - A1 Main**Round
4****6 Minute Race**

Car#	Driver Name	PCar#	Sponsor	Freq	Alternates	Qualifying Pos	Laps/Time	Transponder
1	Ruona, Jason			2.4ghz		1	14/6:23.242	6502969
2	Fales, Justin			2.4ghz		2	14/6:26.161	6740222
3	Setser, Lee			2.4ghz		3	13/6:02.735	9607067
4	Wynn, Paul			2.4ghz		4	13/6:03.995	4836244
5	Intravia, Chris			2.4ghz		5	13/6:24.024	9601769
6	Page, Jacob			2.4ghz		6	13/6:33.713	2161083
7	Westfall, Jason			2.4ghz		7	12/6:00.154	6236643
8	Lazar, Janos "Lazi"			2.4ghz		8	12/6:25.608	6942701
9	Delfino, Scott			2.4ghz		9	11/6:03.798	2299989
10	Beatty, Rich			2.4ghz		10	11/6:07.966	3290747

Race 11 2WD Stock - A1 Main**Round
4****6 Minute Race**

Car#	Driver Name	PCar#	Sponsor	Freq	Alternates	Qualifying Pos	Laps/Time	Transponder
1	Chavez, Daniel			2.4ghz		1	13/6:04.305	1472316
2	Page, Jacob			2.4ghz		2	13/6:13.971	5582992
3	Allen, Tom			2.4ghz		3	13/6:16.946	7961372
4	Wight, Alan			2.4ghz		4	13/6:23.209	1122441
5	Applegate, Mike			2.4ghz		5	13/6:28.932	2485803
6	Maclellan, Alex			2.4ghz		6	13/6:29.401	6214335
7	Taylor, Dan			2.4ghz		7	12/6:03.095	2771274
8	Diaz, Reuben			2.4ghz		8	12/6:05.963	6252770
9	Everett, Erik			2.4ghz		9	12/6:06.836	2352021
10	Reynolds, AJ			2.4ghz		10	12/6:09.625	9136803

Race 12 2WD Stock SCT - A1 Main**Round
4****6 Minute Race**

Car#	Driver Name	PCar#	Sponsor	Freq	Alternates	Qualifying Pos	Laps/Time	Transponder
1	Delfino, Scott			2.4ghz		1	12/6:25.088	7515878
2	McMahon, Vince			2.4ghz		2	12/6:33.827	8458753
3	Maclellan, Alex			2.4ghz		3	10/5:19.769	2479907
4	Honcho, Mike			2.4ghz		4	10/6:39.218	5636943
5	Louis, Richard			2.4ghz		5	8/6:20.519	1418415
6	Merrill, James			2.4ghz		6	0/0:00.000	Red #6

Race 13 Stock Stadium Track - A1 Main

Round

4

6 Minute Race


Car#	Driver Name	PCar#	Sponsor	Freq	Alternates	Qualifying Pos	Laps/Time	Transponder
1	Abbott, Kevin			2.4ghz		1	12/6:00.028	5299191
2	McMahon, Vince			2.4ghz		2	12/6:17.384	9480388
3	Lee, Pak			2.4ghz		3	12/6:25.321	7155003
4	Morales, Cameron			2.4ghz		4	11/6:04.576	2256241
5	Reynolds, AJ			2.4ghz		5	11/6:11.846	2520115
6	Setser, Lee			2.4ghz		6	0/0:00.000	Red #6

Race 14 4wd Mod - A2 Main

Round

4

6 Minute Race


Car#	Driver Name	PCar#	Sponsor	Freq	Alternates	Qualifying Pos	Laps/Time	Transponder
1	Fales, Justin			See A1		1	15/6:22.055	2217599
2	Ruona, Jason			See A1		2	14/6:04.649	6087743
3	Setser, Lee			See A1		3	14/6:17.841	8218737
4	Intravia, Chris			See A1		4	14/6:19.916	8410441
5	Chavez, Daniel			See A1		5	13/6:04.641	5287026
6	Cooper, Jared			See A1		6	13/6:13.608	3424091
7	Lazar, Janos "Lazi"			See A1		7	13/6:14.612	3664523
8	Morales, Fred			See A1		8	13/6:22.492	9581307
9	Barone, Mike			See A1		9	13/6:23.314	2618356
10	Richard, Johnson.			See A1		10	12/6:20.386	3986242

Race 15 4wd Mod - A3 Main

Round

4

6 Minute Race


Car#	Driver Name	PCar#	Sponsor	Freq	Alternates	Qualifying Pos	Laps/Time	Transponder
1	Fales, Justin			See A1		1	15/6:22.055	2217599
2	Ruona, Jason			See A1		2	14/6:04.649	6087743
3	Setser, Lee			See A1		3	14/6:17.841	8218737
4	Intravia, Chris			See A1		4	14/6:19.916	8410441
5	Chavez, Daniel			See A1		5	13/6:04.641	5287026
6	Cooper, Jared			See A1		6	13/6:13.608	3424091
7	Lazar, Janos "Lazi"			See A1		7	13/6:14.612	3664523
8	Morales, Fred			See A1		8	13/6:22.492	9581307
9	Barone, Mike			See A1		9	13/6:23.314	2618356
10	Richard, Johnson.			See A1		10	12/6:20.386	3986242

Race 16 13.5 4WD Buggy - A2 Main

Round

4

6 Minute Race


Car#	Driver Name	PCar#	Sponsor	Freq	Alternates	Qualifying Pos	Laps/Time	Transponder
1	Chavez, Daniel			See A1		1	14/6:05.836	5287026
2	Wight, Alan			See A1		2	14/6:26.091	5867677
3	Allen, Tom			See A1		3	13/6:06.480	8103538
4	Morales, Fred			See A1		4	13/6:07.834	9581307
5	Everett, Erik			See A1		5	13/6:11.507	2195110
6	Motzner, Cody			See A1		6	13/6:13.517	6955753
7	Diaz, Reuben			See A1		7	13/6:17.752	7437771
8	Taylor, Dan			See A1		8	13/6:23.189	9414135
9	Laos, "PacMan" Christopher			See A1		9	12/5:55.321	8121427
10	Kretzschmar, Loren			See A1		10	12/6:00.283	6382732

Race 17 13.5 4WD Buggy - A3 Main

Round

4

6 Minute Race


Car#	Driver Name	PCar#	Sponsor	Freq	Alternates	Qualifying Pos	Laps/Time	Transponder
1	Chavez, Daniel			See A1		1	14/6:05.836	5287026
2	Wight, Alan			See A1		2	14/6:26.091	5867677
3	Allen, Tom			See A1		3	13/6:06.480	8103538
4	Morales, Fred			See A1		4	13/6:07.834	9581307
5	Everett, Erik			See A1		5	13/6:11.507	2195110
6	Motzner, Cody			See A1		6	13/6:13.517	6955753
7	Diaz, Reuben			See A1		7	13/6:17.752	7437771
8	Taylor, Dan			See A1		8	13/6:23.189	9414135
9	Laos, "PacMan" Christopher			See A1		9	12/5:55.321	8121427
10	Kretzschmar, Loren			See A1		10	12/6:00.283	6382732

Race 18 Mod Truck - A2 Main

Round

4

6 Minute Race


Car#	Driver Name	PCar#	Sponsor	Freq	Alternates	Qualifying Pos	Laps/Time	Transponder
1	Wynn, Paul			See A1		1	13/6:15.865	5906554
2	Cooper, Jared			See A1		2	12/6:25.928	1181182
3	Page, Jacob			See A1		3	12/6:30.463	1856148
4	Kretzschmar, Loren			See A1		4	11/6:14.572	4018628
5	Delfino, Scott			See A1		5	11/6:17.411	7515878
6	Hutton, Jonathan			See A1		6	10/6:17.009	4724147
7	Allen, Tom			See A1		7	1/0:37.597	7155003
8	Davis, Teddy			See A1		8	0/0:00.000	Red #8

Race 19 Mod Truck - A3 Main

Round

4

6 Minute Race


Car#	Driver Name	PCar#	Sponsor	Freq	Alternates	Qualifying Pos	Laps/Time	Transponder
1	Wynn, Paul			See A1		1	13/6:15.865	5906554
2	Cooper, Jared			See A1		2	12/6:25.928	1181182
3	Page, Jacob			See A1		3	12/6:30.463	1856148
4	Kretzschmar, Loren			See A1		4	11/6:14.572	4018628
5	Delfino, Scott			See A1		5	11/6:17.411	7515878
6	Hutton, Jonathan			See A1		6	10/6:17.009	4724147
7	Allen, Tom			See A1		7	1/0:37.597	7155003
8	Davis, Teddy			See A1		8	0/0:00.000	Red #8

Race 20 2WD Modified Buggy - A2 Main

Round

4

6 Minute Race


Car#	Driver Name	PCar#	Sponsor	Freq	Alternates	Qualifying Pos	Laps/Time	Transponder
1	Ruona, Jason			See A1		1	14/6:23.242	6502969
2	Fales, Justin			See A1		2	14/6:26.161	6740222
3	Setser, Lee			See A1		3	13/6:02.735	9607067
4	Wynn, Paul			See A1		4	13/6:03.995	4836244
5	Intravia, Chris			See A1		5	13/6:24.024	9601769
6	Page, Jacob			See A1		6	13/6:33.713	2161083
7	Westfall, Jason			See A1		7	12/6:00.154	6236643
8	Lazar, Janos "Lazi"			See A1		8	12/6:25.608	6942701
9	Delfino, Scott			See A1		9	11/6:03.798	2299989
10	Beatty, Rich			See A1		10	11/6:07.966	3290747

Race 21 2WD Modified Buggy - A3 Main

Round

4

6 Minute Race


Car#	Driver Name	PCar#	Sponsor	Freq	Alternates	Qualifying Pos	Laps/Time	Transponder
1	Ruona, Jason			See A1		1	14/6:23.242	6502969
2	Fales, Justin			See A1		2	14/6:26.161	6740222
3	Setser, Lee			See A1		3	13/6:02.735	9607067
4	Wynn, Paul			See A1		4	13/6:03.995	4836244
5	Intravia, Chris			See A1		5	13/6:24.024	9601769
6	Page, Jacob			See A1		6	13/6:33.713	2161083
7	Westfall, Jason			See A1		7	12/6:00.154	6236643
8	Lazar, Janos "Lazi"			See A1		8	12/6:25.608	6942701
9	Delfino, Scott			See A1		9	11/6:03.798	2299989
10	Beatty, Rich			See A1		10	11/6:07.966	3290747

Race 22 2WD Stock - A2 Main

Round

4

6 Minute Race


Car#	Driver Name	PCar#	Sponsor	Freq	Alternates	Qualifying Pos	Laps/Time	Transponder
1	Chavez, Daniel			See A1		1	13/6:04.305	1472316
2	Page, Jacob			See A1		2	13/6:13.971	5582992
3	Allen, Tom			See A1		3	13/6:16.946	7961372
4	Wight, Alan			See A1		4	13/6:23.209	1122441
5	Applegate, Mike			See A1		5	13/6:28.932	2485803
6	MacLellan, Alex			See A1		6	13/6:29.401	6214335
7	Taylor, Dan			See A1		7	12/6:03.095	2771274
8	Diaz, Reuben			See A1		8	12/6:05.963	6252770
9	Everett, Erik			See A1		9	12/6:06.836	2352021
10	Reynolds, AJ			See A1		10	12/6:09.625	9136803

Race 23 2WD Stock - A3 Main

Round

4

6 Minute Race

Car#	Driver Name	PCar#	Sponsor	Freq	Alternates	Qualifying Pos	Laps/Time	Transponder
1	Chavez, Daniel			See A1		1	13/6:04.305	1472316
2	Page, Jacob			See A1		2	13/6:13.971	5582992
3	Allen, Tom			See A1		3	13/6:16.946	7961372
4	Wight, Alan			See A1		4	13/6:23.209	1122441
5	Applegate, Mike			See A1		5	13/6:28.932	2485803
6	MacLellan, Alex			See A1		6	13/6:29.401	6214335
7	Taylor, Dan			See A1		7	12/6:03.095	2771274
8	Diaz, Reuben			See A1		8	12/6:05.963	6252770
9	Everett, Erik			See A1		9	12/6:06.836	2352021
10	Reynolds, AJ			See A1		10	12/6:09.625	9136803

Race 24 2WD Stock SCT - A2 Main

Round

4

6 Minute Race

Car#	Driver Name	PCar#	Sponsor	Freq	Alternates	Qualifying Pos	Laps/Time	Transponder
1	Delfino, Scott			See A1		1	12/6:25.088	7515878
2	McMahon, Vince			See A1		2	12/6:33.827	8458753
3	MacLellan, Alex			See A1		3	10/5:19.769	2479907
4	Honcho, Mike			See A1		4	10/6:39.218	5636943
5	Louis, Richard			See A1		5	8/6:20.519	1418415
6	Merrill, James			See A1		6	0/0:00.000	Red #6

Race 25 2WD Stock SCT - A3 Main*Round*
4**6 Minute Race**

Car#	Driver Name	PCar#	Sponsor	Freq	Alternates	Qualifying Pos	Laps/Time	Transponder
1	Delfino, Scott			See A1		1	12/6:25.088	7515878
2	McMahon, Vince			See A1		2	12/6:33.827	8458753
3	MacLellan, Alex			See A1		3	10/5:19.769	2479907
4	Honcho, Mike			See A1		4	10/6:39.218	5636943
5	Louis, Richard			See A1		5	8/6:20.519	1418415
6	Merrill, James			See A1		6	0/0:00.000	Red #6

Race 26 Stock Stadium Track - A2 Main*Round*
4**6 Minute Race**

Car#	Driver Name	PCar#	Sponsor	Freq	Alternates	Qualifying Pos	Laps/Time	Transponder
1	Abbott, Kevin			See A1		1	12/6:00.028	5299191
2	McMahon, Vince			See A1		2	12/6:17.384	9480388
3	Lee, Pak			See A1		3	12/6:25.321	7155003
4	Morales, Cameron			See A1		4	11/6:04.576	2256241
5	Reynolds, AJ			See A1		5	11/6:11.846	2520115
6	Setser, Lee			See A1		6	0/0:00.000	Red #6

Race 27 Stock Stadium Track - A3 Main*Round*
4**6 Minute Race**

Car#	Driver Name	PCar#	Sponsor	Freq	Alternates	Qualifying Pos	Laps/Time	Transponder
1	Abbott, Kevin			See A1		1	12/6:00.028	5299191
2	McMahon, Vince			See A1		2	12/6:17.384	9480388
3	Lee, Pak			See A1		3	12/6:25.321	7155003
4	Morales, Cameron			See A1		4	11/6:04.576	2256241
5	Reynolds, AJ			See A1		5	11/6:11.846	2520115
6	Setser, Lee			See A1		6	0/0:00.000	Red #6

End of Heat Sheet

Total Racers: 220

RC Scoring Pro.com