

SFORCS IV Race 1

Ser#42318

Timing and Scoring by www.RCScoringPro.com

Sponsor	Driver Name	Car	Pos	Laps	Race Time	Behind	Fast Lap	Average Top 5	Top 10	Top 15	Q#
	Intravia, Chris	4	1	13	5:05.339		22.558	22.918	23.112		1
	Perez, Luis	2	2	13	5:08.791	3.452	23.037	23.179	23.496		2
	Kretzschmar, Loren	5	3	12	5:05.321		23.615	24.208	25.007		3
	Romani, Ron	9	4	12	5:10.009	4.688	24.050	24.590	24.965		4
	Cox, Joshua	7	5	12	5:16.844	11.523	24.473	24.948	25.808		5
	Garcia, Nelson	10	6	12	5:21.362	16.041	24.741	25.319	25.952		6
	Bilogan, Steve	3	7	11	5:08.678		25.475	25.960	27.561		7
	Barbera, Joe	8	8	8	3:19.954		23.730	24.114			8
	Agosto, Pedro	6	9	3	1:23.879		27.621				9

Car# 1	2 Perez	3 Bilogan	4 Intravia	5 Kretzschmar	6 Agosto	7 Cox	8 Barbera	9 Romani	10 Garcia
1.	1/24.843	7/26.509	3/25.066	4/25.849	9/28.268	2/25.008	8/27.303	5/25.860	6/26.357
2.	1/23.641	7/25.647	3/25.047	2/23.787	9/27.990	4/25.141	6/24.154	5/25.037	8/26.284
3.	1/23.077	9/33.069	2/23.116	3/25.303	8/27.621	7/28.719	4/24.230	5/24.861	6/26.083
4.	1/23.499	8/25.475	2/22.558	4/25.782		5/25.239	3/24.703	7/33.902	6/30.840
5.	1/23.424	8/26.673	2/23.514	3/25.015		5/24.473	4/27.376	6/25.581	7/25.884
6.	1/23.866	8/29.169	2/23.133	4/28.117		5/25.893	3/23.920	6/24.908	7/24.741
7.	2/24.215	8/29.606	1/24.110	4/27.078		5/30.010	3/23.730	7/24.867	6/24.781
8.	2/24.773	8/29.448	1/23.430	4/24.892		6/26.227	3/24.538	5/25.315	7/30.999
9.	2/23.037	7/26.065	1/22.745	3/23.871		4/25.236		5/26.458	6/25.108
10.	2/23.316	7/26.104	1/23.036	3/27.137		5/28.752		4/24.050	6/26.455
11.	2/23.996	7/30.913	1/23.171	3/24.875		5/24.884		4/24.624	6/27.213
12.	2/23.042		1/23.271	3/23.615		5/27.262		4/24.546	6/26.617
13.	2/24.062		1/23.142						

Top Qualifiers	Qual#	Laps	Race Time (Difference)	Round	Race	Pos in Race	Fast Lap
Intravia, Chris	1	13	5:05.339	1	2	1	22.558
Perez, Luis	2	13	5:08.791 3.452	1	2	2	23.037
Kretzschmar, Loren	3	12	5:05.321	1	2	3	23.615
Romani, Ron	4	12	5:10.009 4.688	1	2	4	24.050
Cox, Joshua	5	12	5:16.844 6.835	1	2	5	24.473
Garcia, Nelson	6	12	5:21.362 4.518	1	2	6	24.741
Bilogan, Steve	7	11	5:08.678	1	2	7	25.475
Barbera, Joe	8	8	3:19.954	1	2	8	23.730
Agosto, Pedro	9	3	1:23.879	1	2	9	27.621

E-buggy

Top Qualifier is Intravia, Chris 13/5: 05.339 (Rnd 1)

Round 1

3

SFORCS IV Race 1

Ser#42318

Timing and Scoring by www.RCScoringPro.com

Sponsor	Driver Name	Car	Pos	Laps	Race Time	Behind	Fast Lap	Average Top 5	Top 10	Top 15	Q#
	Lopez, Jader	2	1	13	5:06.850		21.910	22.053	22.264		2
	Allen, Tom	10	2	12	5:13.936		24.214	24.535	25.664		6
	Scallo, Anthony	9	3	12	5:14.724	0.788	24.460	24.753	25.622		7
	Large, Scott	5	4	12	5:17.631	3.695	24.639	24.829	25.524		9
	Baio, Joe	1	5	11	5:00.619		25.765	26.220	26.979		11
	Navarrete, Chris	6	6	11	5:09.320	8.701	24.097	26.310	27.810		13
	Torcida, Rodrigo	8	7	11	5:12.793	12.174	25.972	27.168	27.974		14
	Davis, Teddy	3	8	11	5:15.943	15.324	23.723	26.137	28.101		15
	Honcho, Mke	7	9	10	5:09.286		27.266	28.893	30.929		16
	Laos, Humberto	4	10	2	1:00.449		26.758				19

Car#	1	2	3	4	5	6	7	8	9	10
	Baio	Lopez	Davis	Laos	Large	Navarrete	Honcho	Torcida	Scallo	Allen
1.	9/30.827	1/22.090	2/24.407	5/26.758	3/25.301	6/27.242	7/27.266	10/30.879	4/26.310	8/28.853
2.	8/28.182	1/22.370	4/28.609	10/33.691	2/24.763	6/29.116	9/31.984	7/28.029	3/26.141	5/24.214
3.	6/25.765	1/21.995	3/23.723		2/26.557	7/29.220	8/29.328	9/33.056	4/24.836	5/26.285
4.	6/25.888	1/22.672	4/26.349		3/25.954	7/28.793	9/31.676	8/27.232	2/24.533	5/26.928
5.	5/26.617	1/21.910	6/34.931		2/24.815	7/30.660	9/29.726	8/27.330	3/28.479	4/24.301
6.	5/27.933	1/22.114	7/33.650		2/24.639	6/25.572	9/36.012	8/27.581	4/28.628	3/28.066
7.	5/26.259	1/31.767	7/31.017		2/27.201	6/31.220	9/30.390	8/29.031	3/24.460	4/28.446
8.	5/26.572	1/24.671	8/28.185		2/25.007	6/26.631	9/31.131	7/25.972	4/29.873	3/25.111
9.	5/27.305	1/22.594	8/28.613		2/29.257	7/28.761	9/34.016	6/27.812	4/25.752	3/24.722
10.	5/27.819	1/22.158	8/28.019		4/33.131	7/28.008	9/27.757	6/28.145	3/25.776	2/27.412
11.	5/27.452	1/22.552	8/28.440		4/24.920	6/24.097		7/27.726	2/24.730	3/25.272
12.		1/22.186			4/26.086				3/25.206	2/24.326
13.		1/27.771								


Top Qualifiers	Qual#	Laps	Race Time (Difference)	Round	Race	Pos in Race	Fast Lap
Intravia, Chris	1	13	5:05.339	1	2	1	22.558
Lopez, Jader	2	13	5:06.850 1.511	1	3	1	21.910
Perez, Luis	3	13	5:08.791 1.941	1	2	2	23.037
Kretschmar, Loren	4	12	5:05.321	1	2	3	23.615
Romani, Ron	5	12	5:10.009 4.688	1	2	4	24.050
Allen, Tom	6	12	5:13.936 3.927	1	3	2	24.214
Scallo, Anthony	7	12	5:14.724 0.788	1	3	3	24.460
Cox, Joshua	8	12	5:16.844 2.120	1	2	5	24.473
Large, Scott	9	12	5:17.631 0.787	1	3	4	24.639
Garcia, Nelson	10	12	5:21.362 3.731	1	2	6	24.741



SFORCS IV Race 1

Ser#42318

Timing and Scoring by www.RCScoringPro.com

Sponsor	Driver Name	Car	Pos	Laps	Race Time	Behind	Fast Lap	Average Top 5	Top 10	Top 15	Q#
	Cooper, Jared	3	1	12	5:17.013		25.380	25.805	26.183		1
	Barbera, Joe	8	2	12	5:24.680	7.667	25.851	26.538	26.814		2
	Beatty, Rich	5	3	11	5:05.749		26.446	26.782	27.229		3
	Baio, Joe	9	4	11	5:20.578	14.829	26.738	27.179	28.732		4
	Garcia, Nelson	6	5	10	5:15.239		27.658	29.159	31.524		5
	Lee, Pak	4	6	10	5:25.057	9.818	28.423	30.938	32.506		6
	Kaufman, Tim	1	7	9	5:21.461		29.515	32.403			7
	Davis, Teddy	7	8	0							8

Car# 1	2	3	4	5	6	7	8	9	10
Kaufman		Cooper	Lee	Beatty	Garcia	Davis	Barbera	Baio	
1. 4/32.066		1/26.557	5/32.149	7/33.463	6/33.346		2/28.912	3/31.347	
2. 7/34.814		1/25.990	5/31.183	3/26.446	6/30.279		2/27.052	4/29.662	
3. 7/35.282		1/26.760	5/28.423	3/27.730	6/30.523		2/26.778	4/27.426	
4. 7/42.130		1/25.380	5/29.923	3/28.064	6/27.658		2/26.961	4/31.086	
5. 7/29.515		1/26.005	6/36.089	3/27.102	5/28.954		2/25.851	4/29.328	
6. 7/39.778		1/26.915	6/33.531	3/28.118	4/28.383		2/26.915	5/33.259	
7. 7/32.569		1/26.188	6/33.214	3/26.972	5/33.361		2/27.477	4/29.999	
8. 7/42.254		1/26.385	6/34.040	3/26.786	5/33.797		2/27.625	4/27.421	
9. 7/33.053		1/25.801	6/33.492	3/26.783	5/34.325		2/26.937	4/26.738	
10.		1/25.849	6/33.013	3/26.921	5/34.613		2/26.318	4/26.790	
11.		1/28.190		3/27.364			2/26.828	4/27.522	
12.		1/26.993					2/27.026		

Top Qualifiers	Qual#	Laps	Race Time (Difference)	Round	Race	Pos in Race	Fast Lap
Cooper, Jared	1	12	5:17.013	1	4	1	25.380
Barbera, Joe	2	12	5:24.680 7.667	1	4	2	25.851
Beatty, Rich	3	11	5:05.749	1	4	3	26.446
Baio, Joe	4	11	5:20.578 14.82	1	4	4	26.738
Garcia, Nelson	5	10	5:15.239	1	4	5	27.658
Lee, Pak	6	10	5:25.057 9.818	1	4	6	28.423
Kaufman, Tim	7	9	5:21.461	1	4	7	29.515
Davis, Teddy	8	0		1	4	8	

SFORCS IV Race 1

Ser#42318

Timing and Scoring by www.RCScoringPro.com

Sponsor	Driver Name	Car	Pos	Laps	Race Time	Behind	Fast Lap	Average Top 5	Top 10	Top 15	Q#
	Intravia, Chris	6	1	13	5:11.249		23.093	23.257	23.577		1
	Maclellan, Alex	9	2	12	5:21.805		25.044	25.557	26.227		2
	Cox, Joshua	1	3	12	5:28.980	7.175	25.023	25.803	26.993		3
	Romani, Ron	4	4	11	5:01.070		25.152	26.060	27.135		4
	Navarrete, Chris	7	5	10	5:03.332		25.362	27.288	30.333		5
	Hancock, John	8	6	10	5:11.214	7.882	26.127	27.443	31.121		6
	Torcida, Rodrigo	10	7	10	5:13.543	10.211	26.515	27.963	31.354		7
	Mato, Jose	5	8	10	5:14.571	11.239	27.973	28.868	31.457		8
	Dominguez, Pedro	12	9	9	5:09.911		28.769	30.546			9
	Mbrales, Fred	13	10	7	3:01.818		24.410	25.100			10
	Perez, Luis	3	11	0							11
	Allen, Tom	11	12	0							12

Car# 1	2	3	4	5	6	7	8	9	10
Cox		Perez	Romani	Mato	Intravia	Navarrete	Hancock	Maclellan	Torcida
1. 6/28.619			8/29.183	10/39.697	1/23.192	9/31.238	5/27.240	2/25.044	4/26.515
2. 9/29.411			6/26.270	10/29.202	1/23.093	7/25.467	4/26.127	2/26.300	5/27.057
3. 6/25.803			4/25.152	10/29.994	1/24.443	8/34.814	7/31.687	2/25.341	5/27.681
4. 5/26.212			4/26.282	9/30.131	1/23.916	8/26.595	6/27.458	2/26.442	7/35.528
5. 5/26.725			4/26.533	10/38.178	1/24.335	7/28.457	6/26.466	2/25.625	8/29.844
6. 5/27.850			4/29.398	9/28.740	1/23.586	7/37.424	6/30.390	2/26.357	8/41.505
7. 5/27.885			4/27.460	9/28.433	1/23.477	7/25.362	6/35.025	2/25.476	8/33.359
8. 4/25.251			3/26.062	8/27.973	1/23.203	5/32.114	6/38.944	2/26.663	7/28.716
9. 4/29.057			3/26.806	8/31.011	1/26.703	5/30.559	7/37.954	2/27.288	6/30.439
10. 4/25.023			3/28.208	8/31.212	1/23.319	5/31.302	6/29.923	2/29.209	7/32.899
11. 3/27.510			4/29.716		1/24.296			2/30.327	
12. 3/29.634					1/23.548			2/27.733	
13.					1/24.138				

Car# 11	12	13	14	15	16	17	18	19	20
Allen	ominguez.Pedr	Morales							
1.	7/28.769	3/25.982							
2.	8/28.808	3/27.371							
3.	9/36.005	3/24.562							
4.	10/36.020	3/25.386							
5.	9/28.914	3/28.948							
6.	10/40.870	3/25.159							
7.	10/44.287	3/24.410							
8.	9/33.438								
9.	9/32.800								
10.									
11.									
12.									
13.									

Top Qualifiers	Qual#	Laps	Race Time (Difference)	Round	Race	Pos in Race	Fast Lap
Intravia, Chris	1	13	5:11.249	1	5	1	23.093
Maclellan, Alex	2	12	5:21.805	1	5	2	25.044
Cox, Joshua	3	12	5:28.980 7.175	1	5	3	25.023
Romani, Ron	4	11	5:01.070	1	5	4	25.152
Navarrete, Chris	5	10	5:03.332	1	5	5	25.362
Hancock, John	6	10	5:11.214 7.882	1	5	6	26.127
Torcida, Rodrigo	7	10	5:13.543 2.329	1	5	7	26.515
Mato, Jose	8	10	5:14.571 1.028	1	5	8	27.973
Dominguez, Pedro	9	9	5:09.911	1	5	9	28.769
Morales, Fred	10	7	3:01.818	1	5	10	24.410

13.5 4WD Buggy


Round 1



SFORCS IV Race 1

Ser#42318

Timing and Scoring by www.RCScoringPro.com

Sponsor	Driver Name	Car	Pos	Laps	Race Time	Behind	Fast Lap	Average Top 5	Top 10	Top 15	Q#
	Romani, Ron	6	1	11	5:05.077		26.073	26.615	27.392		1
	Prine, Jordan	5	2	11	5:18.319	13.242	27.053	27.505	28.416		2
	Prine, Greg	3	3	11	5:21.964	16.887	26.716	27.343	28.808		3
	Lee, Pak	2	4	10	5:09.036		25.719	27.166	30.904		4
	Honcho, Mke	1	5	10	5:38.118	29.082	28.922	30.884	33.812		5
	Diaz, Reuben	4	6	6	2:42.815		25.265	26.451			6
	Phillipps, Kyle	7	7	1	1:07.275		67.275				7

Car#	1	2	3	4	5	6	7	8	9	10
	Honcho	Lee	Prine	Diaz	Prine	Romani	Phillipps			
1.	6/29.880	1/26.221	3/28.950	2/27.811	5/29.463	4/28.956	7/67.275			
2.	5/28.922	6/36.111	3/27.947	1/25.951	4/27.814	2/26.832				
3.	6/35.823	5/31.117	3/27.099	1/25.265	4/28.368	2/26.959				
4.	6/30.821	5/25.719	3/28.289	1/26.634	4/29.513	2/28.281				
5.	6/40.539	3/26.440	4/33.880	1/26.594	5/34.161	2/26.073				
6.	6/31.947	3/32.178	4/32.232	1/30.560	5/29.287	2/27.260				
7.	5/35.223	4/33.975	3/32.128		2/27.400	1/26.656				
8.	5/33.652	4/39.582	3/26.716		2/30.000	1/28.157				
9.	5/32.852	4/31.358	3/27.308		2/28.150	1/31.156				
10.	5/38.459	4/26.335	3/27.645		2/27.053	1/26.557				
11.			3/29.770		2/27.110	1/28.190				

Top Qualifiers	Qual#	Laps	Race Time (Difference)	Round	Race	Pos in Race	Fast Lap
Romani, Ron	1	11	5:05.077	1	6	1	26.073
Prine, Jordan	2	11	5:18.319 13.24	1	6	2	27.053
Prine, Greg	3	11	5:21.964 3.645	1	6	3	26.716
Lee, Pak	4	10	5:09.036	1	6	4	25.719
Honcho, Mike	5	10	5:38.118 29.08	1	6	5	28.922
Diaz, Reuben	6	6	2:42.815	1	6	6	25.265
Phillipps, Kyle	7	1	1:07.275	1	6	7	67.275

2WD Modified Buggy

Round 1



SFORCS IV Race 1

Ser#42318

Timing and Scoring by www.RCScoringPro.com

Sponsor	Driver Name	Car	Pos	Laps	Race Time	Behind	Fast Lap	Average Top 5	Top 10	Top 15	Q#
	Applegate, Mke	1	1	12	5:16.392		25.638	26.021	26.218		1
Sponsor	Cooper, Jared	3	2	11	5:07.102		26.800	26.898	27.545		2
	Intravia, Chris	2	3	11	5:07.287	0.185	26.056	26.220	27.060		3
	Beatty, Rich	4	4	11	5:17.841	10.739	27.247	27.904	28.728		4

Car# 1	2	3	4	5	6	7	8	9	10
Applegate	Intravia	Cooper	Beatty						
1. 2/26.319	1/26.224	4/30.832	3/29.304						
2. 1/26.287	2/28.494	4/26.905	3/27.247						
3. 1/25.638	3/29.530	4/31.649	2/27.609						
4. 1/26.189	2/27.208	4/26.888	3/30.148						
5. 1/27.612	2/26.128	4/26.800	3/27.816						
6. 1/26.506	2/26.900	3/26.840	4/30.375						
7. 1/26.251	2/26.272	3/27.261	4/28.121						
8. 1/26.598	3/36.686	2/27.437	4/30.560						
9. 1/26.271	3/26.056	2/27.058	4/28.728						
10. 1/25.754	3/27.370	2/27.497	4/28.795						
11. 1/26.503	3/26.419	2/27.935	4/29.138						
12. 1/26.464									


Top Qualifiers	Qual#	Laps	Race Time (Difference)	Round	Race	Pos in Race	Fast Lap
Applegate, Mike	1	12	5:16.392	1	7	1	25.638
Cooper, Jared	2	11	5:07.102	1	7	2	26.800
Intravia, Chris	3	11	5:07.287 0.185	1	7	3	26.056
Beatty, Rich	4	11	5:17.841 10.55	1	7	4	27.247



SFORCS IV Race 1

Ser#42318

Timing and Scoring by www.RCScoringPro.com

Sponsor	Driver Name	Car	Pos	Laps	Race Time	Behind	Fast Lap	Average Top 5	Top 10	Top 15	Q#
	Diaz, Reuben	4	1	11	5:06.321		26.520	26.865	27.607		1
	Maclellan, Alex	6	2	10	5:04.564		28.185	28.595	30.456		2
	Prine, Greg	2	3	10	5:07.053	2.489	28.704	29.204	30.705		3
	O'Rourke, Alex	5	4	10	5:11.276	6.712	28.892	29.311	31.128		4
	Spallone, Dustin	1	5	10	5:11.966	7.402	29.292	29.963	31.197		5
	Lee, Pak	3	6	10	5:12.268	7.704	27.944	28.836	31.227		6
	Prine, Jordan	7	7	1	0:40.435		40.435				7

Car#	1	2	3	4	5	6	7	8	9	10
	Spallone	Prine	Lee	Diaz	O'Rourke	Maclellan	Prine			
1.	4/30.867	5/30.919	3/28.496	1/27.239	6/32.360	2/28.185	7/40.435			
2.	3/30.389	4/31.540	5/36.205	1/26.845	6/34.038	2/28.650				
3.	4/32.791	3/29.303	6/35.627	1/26.967	5/29.241	2/28.529				
4.	4/32.846	3/28.704	6/27.944	1/30.252	5/32.156	2/30.526				
5.	4/30.321	3/31.727	6/29.213	1/26.520	5/29.582	2/29.360				
6.	5/29.655	3/29.265	6/34.662	1/27.352	4/29.148	2/34.776				
7.	4/29.292	2/29.300	6/30.336	1/27.943	5/29.694	3/31.647				
8.	4/30.156	2/31.780	6/30.304	1/26.755	5/35.709	3/32.660				
9.	4/32.370	3/35.065	6/31.257	1/29.104	5/30.456	2/28.252				
10.	5/33.279	3/29.450	6/28.224	1/28.021	4/28.892	2/31.979				
11.				1/29.323						

Top Qualifiers	Qual#	Laps	Race Time (Difference)	Round	Race	Pos in Race	Fast Lap
Diaz, Reuben	1	11	5:06.321	1	8	1	26.520
Maclellan, Alex	2	10	5:04.564	1	8	2	28.185
Prine, Greg	3	10	5:07.053 2.489	1	8	3	28.704
O'Rourke, Alex	4	10	5:11.276 4.223	1	8	4	28.892
Spallone, Dustin	5	10	5:11.966 0.690	1	8	5	29.292
Lee, Pak	6	10	5:12.268 0.302	1	8	6	27.944
Prine, Jordan	7	1	40.435	1	8	7	40.435

Nitro Buggy

Top Qualifier is Scallo, Anthony 12/5: 12.683 (Rnd 1)

Round 2

1

SFORCS IV Race 1

Ser#42318

Timing and Scoring by www.RCScoringPro.com

Sponsor	Driver Name	Car	Pos	Laps	Race Time	Behind	Fast Lap	Average Top 5	Top 10	Top 15	Q#
	Scallo, Anthony	2	1	12	5:17.277		24.417	24.613	25.655		1
	Davis, Teddy	4	2	12	5:20.383	3.106	24.908	25.822	26.312		2
	Lee, Pak	3	3	11	5:09.141		25.520	26.555	27.777		3
	Large, Scott	1	4	0							

Car#	1	2	3	4	5	6	7	8	9	10
	Large	Scallo	Lee	Davis						
1.		1/24.625	3/28.439	2/26.258						
2.		1/24.417	3/27.115	2/27.114						
3.		1/28.289	2/26.791	3/29.233						
4.		1/28.841	3/28.617	2/26.394						
5.		1/24.685	3/31.369	2/26.115						
6.		1/29.025	3/27.920	2/26.076						
7.		1/25.664	3/26.774	2/26.676						
8.		1/24.711	3/30.648	2/24.908						
9.		1/24.627	3/26.575	2/25.800						
10.		2/31.697	3/29.373	1/27.566						
11.		1/25.387	3/25.520	2/26.210						
12.		1/25.309		2/28.033						

Top Qualifiers	Qual#	Laps	Race Time (Difference)	Round	Race	Pos in Race	Fast Lap
Scallo, Anthony	1	12	5:12.683	1	1	1	24.451
Davis, Teddy	2	12	5:20.383 7.700	2	1	2	24.908
Lee, Pak	3	11	5:09.141	2	1	3	25.520
Large, Scott	4	0		1	1	3	

SFORCS IV Race 1

Ser#42318

Timing and Scoring by www.RCScoringPro.com

Sponsor	Driver Name	Car	Pos	Laps	Race Time	Behind	Fast Lap	Average Top 5	Top 10	Top 15	Q#
	Perez, Luis	2	1	13	5:07.099		22.486	23.077	23.430		3
	Intravia, Chris	4	2	13	5:16.288	9.189	23.216	23.335	23.745		1
	Barbera, Joe	8	3	12	5:09.471		24.173	24.800	25.255		5
	Cox, Joshua	7	4	12	5:10.473	1.002	24.485	25.123	25.593		7
	Kretzschmar, Loren	5	5	12	5:17.150	7.679	24.216	24.737	25.517		4
	Garcia, Nelson	10	6	12	5:18.717	9.246	24.776	25.081	25.938		11
	Romani, Ron	9	7	12	5:20.577	11.106	24.360	25.058	26.014		6
	Agosto, Pedro	6	8	11	5:18.152		27.565	27.971	28.707		17
	Bilogan, Steve	3	9	11	5:24.645	6.493	25.538	26.334	28.658		13

Car# 1	2 Perez	3 Bilogan	4 Intravia	5 Kretzschmar	6 Agosto	7 Cox	8 Barbera	9 Romani	10 Garcia
1.	2/24.044	8/30.175	1/23.253	3/24.216	7/27.617	6/25.849	5/25.149	9/30.657	4/24.776
2.	2/23.530	9/27.023	1/23.666	3/25.744	8/28.614	6/27.016	4/24.977	7/25.374	5/25.883
3.	1/22.486	8/25.538	2/23.255	3/25.135	9/28.689	6/25.049	4/25.602	7/24.360	5/25.943
4.	2/24.302	8/25.843	1/23.216	3/24.523	9/28.113	5/25.603	4/27.287	7/24.679	6/27.187
5.	1/22.915	8/28.360	2/24.363	3/26.638	9/31.081	5/25.155	4/25.056	6/27.774	7/29.070
6.	1/24.214	8/26.854	2/25.096	5/33.868	9/29.472	3/25.321	4/29.637	7/29.782	6/29.197
7.	1/22.992	8/38.065	2/23.900	5/25.510	9/28.905	3/26.100	4/26.228	7/25.495	6/25.891
8.	1/23.522	8/26.414	2/24.070	5/26.958	9/30.767	3/24.485	4/24.173	7/25.993	6/24.844
9.	1/23.470	8/30.626	2/23.904	6/28.114	9/27.945	3/27.528	4/26.395	7/27.302	5/25.435
10.	1/23.779	9/33.252	2/28.685	6/24.943	8/29.384	3/26.372	4/25.064	7/28.129	5/25.125
11.	1/23.679	9/32.495	2/23.284	5/26.633	8/27.565	3/25.694	4/25.171	7/25.383	6/30.141
12.	1/24.278		2/25.052	5/24.868		4/26.301	3/24.732	7/25.649	6/25.225
13.	1/23.888		2/24.544						

Top Qualifiers	Qual#	Laps	Race Time (Difference)	Round	Race	Pos in Race	Fast Lap
Intravia, Chris	1	13	5:05.339	1	2	1	22.558
Lopez, Jader	2	13	5:06.850 1.511	1	3	1	21.910
Perez, Luis	3	13	5:07.099 0.249	2	2	1	22.486
Kretzschmar, Loren	4	12	5:05.321	1	2	3	23.615
Barbera, Joe	5	12	5:09.471 4.150	2	2	3	24.173
Romani, Ron	6	12	5:10.009 0.538	1	2	4	24.050
Cox, Joshua	7	12	5:10.473 0.464	2	2	4	24.485
Allen, Tom	8	12	5:13.936 3.463	1	3	2	24.214
Scallo, Anthony	9	12	5:14.724 0.788	1	3	3	24.460
Large, Scott	10	12	5:17.631 2.907	1	3	4	24.639

SFORCS IV Race 1

Ser#42318

Timing and Scoring by www.RCScoringPro.com

Sponsor	Driver Name	Car	Pos	Laps	Race Time	Behind	Fast Lap	Average Top 5	Top 10	Top 15	Q#
	Allen, Tom	10	1	12	5:01.956		23.242	23.831	24.693		4
	Scallo, Anthony	9	2	12	5:04.750	2.794	24.015	24.574	25.068		5
	Davis, Teddy	3	3	12	5:13.677	11.721	24.426	25.056	25.732		10
	Baio, Joe	1	4	12	5:22.362	20.406	25.489	25.717	26.266		13
	Lopez, Jader	2	5	11	4:17.903		22.043	22.509	22.730		2
	Navarrete, Chris	6	6	11	5:09.688	51.785	23.597	25.582	27.648		15
	Large, Scott	5	7	10	5:07.187		25.397	25.879	30.719		11
	Torcida, Rodrigo	8	8	10	5:12.188	5.001	26.354	29.101	31.219		16
	Honcho, Mke	7	9	9	5:00.880		26.265	28.744			18
	Laos, Humberto	4	10	4	2:15.261		27.055				19

Car#	1	2	3	4	5	6	7	8	9	10
	Baio	Lopez	Davis	Laos	Large	Navarrete	Honcho	Torcida	Scallo	Allen
1.	6/25.489	1/22.913	8/26.792	9/27.055	5/25.397	4/24.686	10/39.883	7/26.354	3/24.452	2/23.849
2.	8/31.481	1/22.859	4/24.426	9/37.445	5/26.132	6/29.120	10/26.265	7/29.277	3/26.288	2/23.735
3.	7/28.173	1/22.763	4/25.482	10/31.158	5/29.638	6/29.588	9/28.508	8/29.581	3/24.015	2/26.313
4.	7/25.746	2/30.602	4/24.679	10/39.603	5/26.361	6/25.561	9/27.532	8/35.251	3/25.504	1/23.805
5.	5/26.500	1/22.708	4/24.965		6/32.056	7/33.211	9/33.643	8/30.503	3/25.591	2/26.869
6.	5/26.555	1/22.630	3/26.553		8/60.473	6/28.068	9/44.531	7/33.306	4/27.781	2/27.918
7.	5/25.956	1/22.043	3/26.319		8/27.463	6/27.395	9/34.675	7/29.788	4/26.004	2/23.242
8.	5/28.221	1/23.140	4/25.728		8/25.842	6/23.597	9/38.071	7/33.337	3/24.280	2/24.525
9.	5/26.213	1/22.402	4/28.325		7/25.664	6/31.876	9/27.772	8/32.599	3/25.382	2/27.107
10.	5/25.850	1/22.773	4/26.385		7/28.161	6/26.673		8/32.192	3/25.329	2/24.884
11.	5/25.542	1/23.070	4/25.996			6/29.913			3/25.165	2/24.989
12.	4/26.636		3/28.027						2/24.959	1/24.720

Top Qualifiers	Qual#	Laps	Race Time (Difference)		Round	Race	Pos in Race	Fast Lap
Intravia, Chris	1	13	5:05.339		1	2	1	22.558
Lopez, Jader	2	13	5:06.850	1.511	1	3	1	21.910
Perez, Luis	3	13	5:07.099	0.249	2	2	1	22.486
Allen, Tom	4	12	5:01.956		2	3	1	23.242
Scallo, Anthony	5	12	5:04.750	2.794	2	3	2	24.015
Kretschmar, Loren	6	12	5:05.321	0.571	1	2	3	23.615
Barbera, Joe	7	12	5:09.471	4.150	2	2	3	24.173
Romani, Ron	8	12	5:10.009	0.538	1	2	4	24.050
Cox, Joshua	9	12	5:10.473	0.464	2	2	4	24.485
Davis, Teddy	10	12	5:13.677	3.204	2	3	3	24.426

Pro 4 Mod

Round 2

Top Qualifier is Cooper, Jared 12/5: 17.013 (Rnd 1)

4

SFORCS IV Race 1

Ser#42318

Timing and Scoring by www.RCScoringPro.com

Sponsor	Driver Name	Car	Pos	Laps	Race Time	Behind	Fast Lap	Average Top 5	Top 10	Top 15	Q#
	Beatty, Rich	5	1	12	5:21.563		25.617	26.117	26.557		2
	Cooper, Jared	3	2	11	5:00.744		25.477	25.733	26.920		1
	Baio, Joe	9	3	11	5:06.375	5.631	25.926	26.245	27.239		4
	Barbera, Joe	8	4	11	5:16.498	15.754	26.657	27.044	28.372		3
	Davis, Teddy	7	5	11	5:29.305	28.561	28.022	28.383	29.480		5
	Kaufman, Tim	1	6	9	5:21.938		28.903	31.251			8
	Garcia, Nelson	6	7	4	5:30.842		29.357				6
	Lee, Pak	4	8	0							

Car# 1	2	3	4	5	6	7	8	9	10
Kaufman		Cooper	Lee	Beatty	Garcia	Davis	Barbera	Baio	
1. 7/47.800		1/26.053		3/27.209	5/30.590	4/28.490	2/27.192	6/33.987	
2. 7/39.707		1/25.943		3/28.372	4/29.357	5/31.646	2/28.189	6/26.328	
3. 7/43.773		1/26.474		2/26.636	5/31.278	6/32.935	3/29.654	4/26.762	
4. 6/33.171		1/25.610		2/26.040	7/239.617	5/34.504	3/28.908	4/28.655	
5. 6/30.725		1/29.414		2/26.962		5/28.630	3/30.686	4/30.124	
6. 6/29.169		1/27.360		2/25.837		5/29.068	3/26.934	4/26.026	
7. 6/28.903		1/25.888		2/26.680		5/28.097	4/32.773	3/25.926	
8. 6/34.403		2/31.546		1/27.480		5/28.678	4/27.609	3/26.523	
9. 6/34.287		2/31.234		1/27.619		5/29.018	4/26.830	3/28.794	
10.		2/25.477		1/25.617		5/28.022	4/26.657	3/26.829	
11.		2/25.745		1/26.456		5/30.217	4/31.066	3/26.421	
12.				1/26.655					

Top Qualifiers	Qual#	Laps	Race Time (Difference)		Round	Race	Pos in Race	Fast Lap
Cooper, Jared	1	12	5:17.013		1	4	1	25.380
Beatty, Rich	2	12	5:21.563	4.550	2	4	1	25.617
Barbera, Joe	3	12	5:24.680	3.117	1	4	2	25.851
Baio, Joe	4	11	5:06.375		2	4	3	25.926
Davis, Teddy	5	11	5:29.305	22.93	2	4	5	28.022
Garcia, Nelson	6	10	5:15.239		1	4	5	27.658
Lee, Pak	7	10	5:25.057	9.818	1	4	6	28.423
Kaufman, Tim	8	9	5:21.461		1	4	7	29.515

Top Qualifier is Intravia, Chris 13/5: 11.249 (Rnd 1)

5

SFORCS IV Race 1

Ser#42318

Timing and Scoring by www.RCScoringPro.com

Sponsor	Driver Name	Car	Pos	Laps	Race Time	Behind	Fast Lap	Average Top 5	Top 10	Top 15	Q#
	Allen, Tom	11	1	12	5:02.902		23.521	24.255	24.973		2
	Maclellan, Alex	9	2	12	5:23.961	21.059	24.857	25.392	26.127		3
	Perez, Luis	3	3	11	5:03.813		23.962	24.913	27.145		6
	Mbrales, Fred	13	4	11	5:14.842	11.029	24.585	25.366	27.843		7
	Romani, Ron	4	5	11	5:21.291	17.478	25.566	26.251	28.503		5
	Mato, Jose	5	6	11	5:25.554	21.741	26.729	27.778	29.027		8
	Navarrete, Chris	7	7	11	5:34.226	30.413	26.246	27.321	29.555		9
	Hancock, John	8	8	10	5:08.219		26.940	28.939	30.822		10
	Torcida, Rodrigo	10	9	10	5:15.693	7.474	27.051	28.336	31.569		11
	Dominguez, Pedro	12	10	10	5:27.882	19.663	27.614	29.009	32.788		12
	Cox, Joshua	1	11	3	1:26.349		26.831				4
	Intravia, Chris	6	12	1	0:23.438		23.438				1

Car# 1	2	3	4	5	6	7	8	9	10
Cox		Perez	Romani	Mato	Intravia	Navarrete	Hancock	Maclellan	Torcida
1. 7/27.917		8/29.871	4/26.454	10/35.288	1/23.438	6/26.920	9/32.043	2/25.420	12/39.987
2. 4/26.831		3/24.696	6/28.674	8/27.438		5/28.204	7/27.009	2/26.068	10/30.579
3. 4/31.601		3/26.470	6/35.326	9/28.822		5/31.849	7/31.726	2/27.643	11/35.648
4.		3/32.364	6/25.566	8/30.813		4/26.855	7/29.085	2/26.632	10/31.334
5.		3/29.498	4/31.271	6/27.892		8/37.993	7/31.393	2/28.030	10/36.464
6.		3/24.612	8/36.257	6/32.256		4/26.246	7/32.211	2/24.857	10/27.309
7.		3/23.962	6/27.177	7/29.119		5/29.676	8/33.073	2/29.397	10/29.651
8.		3/25.196	6/30.048	7/30.176		5/28.382	8/34.473	2/25.938	10/29.550
9.		3/28.746	6/26.319	7/28.007		5/30.900	8/26.940	2/25.847	10/27.051
10.		3/32.298	5/25.741	7/26.729		6/28.525	8/30.266	2/25.480	9/28.120
11.		3/26.100	5/28.458	6/29.014		7/38.676		2/25.356	
12.								2/33.293	

Car# 11	12	13	14	15	16	17	18	19	20
Allen	ominguez.Pedr	Morales							
1. 3/25.704	11/39.665	5/26.564							
2. 1/25.541	11/31.246	9/36.412							
3. 1/25.743	10/33.108	8/27.921							
4. 1/26.331	9/27.958	5/24.872							
5. 1/24.204	9/27.614	5/32.405							
6. 1/25.130	9/31.579	5/30.670							
7. 1/24.967	9/33.681	4/25.765							
8. 1/26.406	9/28.890	4/25.045							
9. 1/24.335	9/29.336	4/24.585							
10. 1/23.521	10/44.805	4/30.575							
11. 1/24.250		4/30.028							
12. 1/26.770									

Top Qualifiers	Qual#	Laps	Race Time (Difference)	Round	Race	Pos in Race	Fast Lap
Intravia, Chris	1	13	5:11.249	1	5	1	23.093
Allen, Tom	2	12	5:02.902	2	5	1	23.521
Maclellan, Alex	3	12	5:21.805 18.90	1	5	2	25.044
Cox, Joshua	4	12	5:28.980 7.175	1	5	3	25.023
Romani, Ron	5	11	5:01.070	1	5	4	25.152
Perez, Luis	6	11	5:03.813 2.743	2	5	3	23.962
Morales, Fred	7	11	5:14.842 11.02	2	5	4	24.585
Mato, Jose	8	11	5:25.554 10.71	2	5	6	26.729
Navarrete, Chris	9	11	5:34.226 8.672	2	5	7	26.246
Hancock, John	10	10	5:08.219	2	5	8	26.940

13.5 4WD Buggy

Round 2

Top Qualifier is Romani, Ron 11/5: 05.077 (Rnd 1)



SFORCS IV Race 1

Ser#42318

Timing and Scoring by www.RCScoringPro.com

Sponsor	Driver Name	Car	Pos	Laps	Race Time	Behind	Fast Lap	Average Top 5	Top 10	Top 15	Q#
	Diaz, Reuben	4	1	12	5:11.575		24.484	24.721	25.173		1
	Romani, Ron	6	2	11	5:11.199		25.530	26.411	27.880		2
	Prine, Greg	3	3	11	5:17.030	5.831	26.358	26.944	28.446		3
	Honcho, Mke	1	4	10	5:28.596		26.917	28.574	32.860		6
	Mbrales, Cameron	7	5	9	5:24.991		26.470	28.400			7
	Prine, Jordan	5	6	4	2:01.683		28.764				4
	Lee, Pak	2	7	4	2:04.825	3.142	27.004				5

Car#	1	2	3	4	5	6	7	8	9	10
	Honcho	Lee	Prine	Diaz	Prine	Romani	Morales			
1.	2/27.684	3/29.284	6/31.490	1/26.293	4/30.387	5/30.902	7/31.968			
2.	3/33.138	7/39.903	4/30.887	2/33.551	1/28.764	6/32.398	5/31.170			
3.	2/27.648	7/28.634	3/27.549	1/24.903	4/31.601	5/28.201	6/29.266			
4.	2/26.917	7/27.004	3/26.862	1/24.591	6/30.931	4/25.530	5/26.470			
5.	5/33.454		4/31.260	1/24.618		2/26.901	3/27.643			
6.	5/36.172		3/26.358	1/25.199		2/26.206	4/29.277			
7.	5/29.771		4/32.568	1/24.484		2/30.157	3/29.344			
8.	4/30.851		3/26.740	1/26.277		2/26.369	5/67.145			
9.	4/39.716		3/28.266	1/25.816		2/27.047	5/52.708			
10.	4/43.245		3/27.212	1/25.009		2/27.545				
11.			3/27.838	1/25.779		2/29.943				
12.				1/25.055						

Top Qualifiers	Qual#	Laps	Race Time (Difference)	Round	Race	Pos in Race	Fast Lap
Diaz, Reuben	1	12	5:11.575	2	6	1	24.484
Romani, Ron	2	11	5:05.077	1	6	1	26.073
Prine, Greg	3	11	5:17.030 11.95	2	6	3	26.358
Prine, Jordan	4	11	5:18.319 1.289	1	6	2	27.053
Lee, Pak	5	10	5:09.036	1	6	4	25.719
Honcho, Mike	6	10	5:28.596 19.56	2	6	4	26.917
Morales, Cameron	7	9	5:24.991	2	6	5	26.470
Phillips, Kyle	8	1	1:07.275	1	6	7	67.275

2WD Modified Buggy

Round 2

Top Qualifier is Applegate, Mike 12/5: 16.392 (Rnd 1)



SFORCS IV Race 1

Ser#42318

Timing and Scoring by www.RCScoringPro.com

Sponsor	Driver Name	Car	Pos	Laps	Race Time	Behind	Fast Lap	Average Top 5	Top 10	Top 15	Q#
	Cooper, Jared	3	1	12	5:19.911		25.409	25.692	26.112		2
	Applegate, Mke	1	2	11	5:02.699		25.038	25.644	27.021		1
	Beatty, Rich	4	3	11	5:17.138	14.439	26.907	27.188	28.298		4
	Intravia, Chris	2	4	11	5:25.635	22.936	25.905	26.694	28.902		3

Car# 1	2	3	4	5	6	7	8	9	10
Applegate	Intravia	Cooper	Beatty						
1. 4/28.696	1/26.419	2/26.571	3/26.907						
2. 3/26.764	4/36.615	1/25.563	2/27.522						
3. 3/29.656	4/25.905	1/26.093	2/27.354						
4. 3/28.271	4/28.741	1/26.671	2/28.083						
5. 3/26.729	4/29.135	1/25.894	2/27.094						
6. 3/28.603	4/31.456	1/25.409	2/29.375						
7. 2/25.038	4/27.045	1/27.211	3/27.891						
8. 2/25.096	4/33.164	1/26.718	3/29.623						
9. 2/25.816	4/33.052	1/25.585	3/34.155						
10. 2/25.542	4/27.374	1/26.011	3/32.072						
11. 2/32.488	4/26.729	1/31.583	3/27.062						
12.		1/26.602							

Top Qualifiers	Qual#	Laps	Race Time (Difference)	Round	Race	Pos in Race	Fast Lap
Applegate, Mike	1	12	5:16.392	1	7	1	25.638
Cooper, Jared	2	12	5:19.911 3.519	2	7	1	25.409
Intravia, Chris	3	11	5:07.287	1	7	3	26.056
Beatty, Rich	4	11	5:17.138 9.851	2	7	3	26.907

2WD Stock

Round 2

Top Qualifier is Diaz, Reuben 11/5: 06.321 (Rnd 1)

8

SFORCS IV Race 1

Ser#42318

Timing and Scoring by www.RCScoringPro.com

Sponsor	Driver Name	Car	Pos	Laps	Race Time	Behind	Fast Lap	Average Top 5	Top 10	Top 15	Q#
	Diaz, Reuben	4	1	11	5:04.221		26.474	26.690	27.359		1
	Spallone, Dustin	1	2	11	5:12.745	8.524	27.640	27.795	28.347		2
	O'Rourke, Alex	5	3	10	5:08.755		28.414	28.784	30.876		5
	Lee, Pak	3	4	10	5:11.958	3.203	28.160	29.742	31.196		6
	Prine, Greg	2	5	10	5:19.360	10.605	28.848	30.103	31.936		4
	Prine, Jordan	7	6	9	5:17.206		29.445	31.657			7
	Maclellan, Alex	6	7	0							

Car# 1	2	3	4	5	6	7	8	9	10
Spallone	Prine	Lee	Diaz	O'Rourke	Maclellan	Prine			
1. 1/27.724	3/29.036	2/28.160	4/29.910	5/31.659		6/32.865			
2. 1/27.955	5/34.850	3/30.070	2/27.220	4/29.001		6/31.997			
3. 1/27.640	5/28.848	4/30.891	2/26.729	3/28.414		6/29.599			
4. 1/27.805	5/34.567	3/30.354	2/28.234	4/31.575		6/34.379			
5. 1/27.849	5/34.367	3/31.155	2/27.411	4/31.112		6/37.492			
6. 2/28.530	5/30.986	3/29.237	1/26.474	4/29.243		6/34.706			
7. 2/29.271	5/31.572	4/31.155	1/30.630	3/28.447		6/43.200			
8. 2/28.981	5/32.139	4/34.572	1/27.367	3/28.817		6/29.445			
9. 2/29.098	5/30.074	4/33.869	1/26.886	3/30.909		6/43.523			
10. 2/28.641	5/32.921	4/32.495	1/26.657	3/39.578					
11. 2/29.251			1/26.703						

Top Qualifiers	Qual#	Laps	Race Time (Difference)	Round	Race	Pos in Race	Fast Lap
Diaz, Reuben	1	11	5:04.221	2	8	1	26.474
Spallone, Dustin	2	11	5:12.745 8.524	2	8	2	27.640
Maclellan, Alex	3	10	5:04.564	1	8	2	28.185
Prine, Greg	4	10	5:07.053 2.489	1	8	3	28.704
O'Rourke, Alex	5	10	5:08.755 1.702	2	8	3	28.414
Lee, Pak	6	10	5:11.958 3.203	2	8	4	28.160
Prine, Jordan	7	9	5:17.206	2	8	6	29.445

Nitro Buggy (A Main)

Top Qualifier is Scallo, Anthony 12/5: 12.683 (Rnd 1)

Round 3

2

SFORCS IV Race 1

Ser#42318

Timing and Scoring by www.RCScoringPro.com

Sponsor	Driver Name	Car	Pos	Laps	Race Time	Behind	Fast Lap	Average Top 5	Top 10	Top 15	Q#
	Lee, Pak	3	1	32	15:12.392		19.966	24.441	25.501	26.239	3
	Davis, Teddy	4	2	30	15:18.113		23.831	24.429	24.900	25.347	2
	Scallo, Anthony	2	3	15	6:48.715		24.041	24.675	25.254	27.248	1
	Large, Scott	1	4	0							4

Car# 1	2	3	4	5	6	7	8	9	10
Large	Scallo	Lee	Davis						
1.	3/28.231	2/25.954	1/24.547						
2.	3/25.004	2/26.420	1/24.719						
3.	2/26.175	3/30.514	1/25.963						
4.	2/27.157	3/28.556	1/25.428						
5.	2/25.135	3/26.929	1/23.831						
6.	2/24.041	3/30.386	1/24.923						
7.	2/25.331	3/25.572	1/24.813						
8.	1/24.878	3/25.056	2/34.172						
9.	1/25.157	3/25.710	2/26.181						
10.	1/27.827	3/26.203	2/27.094						
11.	1/25.338	3/30.399	2/25.427						
12.	2/30.537	3/30.442	1/24.233						
13.	2/24.319	3/29.803	1/26.464						
14.	2/29.823	3/33.722	1/29.544						
15.	1/39.762	3/19.966	2/42.639						
16.		2/31.149	1/26.145						
17.		2/28.786	1/27.393						
18.		2/27.430	1/30.868						
19.		2/28.600	1/27.831						
20.		2/27.410	1/32.628						
21.		2/25.900	1/26.744						
22.		2/29.310	1/25.259						
23.		2/27.399	1/28.148						
24.		2/36.868	1/36.343						
25.		2/30.766	1/26.457						
26.		2/31.114	1/26.945						
27.		2/28.065	1/25.820						
28.		1/30.399	2/105.364						
29.		1/27.298	2/29.247						
30.		1/29.376	2/32.943						
31.		1/28.615							
32.		1/28.275							

Pro 4 Mod (A Main)

Round 3

Top Qualifier is Cooper, Jared 12/5: 17.013 (Rnd 1)

4

SFORCS IV Race 1

Ser#42318

Timing and Scoring by www.RCScoringPro.com

Sponsor	Driver Name	Car	Pos	Laps	Race Time	Behind	Fast Lap	Average Top 5	Top 10	Top 15	Q#
	Cooper, Jared	3	1	12	5:20.928		24.422	25.614	26.348		1
	Baio, Joe	9	2	12	5:25.935	5.007	25.384	25.897	26.287		4
	Barbera, Joe	8	3	11	5:03.057		24.797	25.396	27.024		3
	Davis, Teddy	7	4	10	5:16.093		27.029	28.504	31.609		5
	Garcia, Nelson	6	5	9	5:22.021		28.520	31.747			6
	Kaufman, Tim	1	6	6	3:20.595		30.494	33.009			8
	Beatty, Rich	5	7	0							2
	Lee, Pak	4	8	0							7

Car# 1	2	3	4	5	6	7	8	9	10
Kaufman		Cooper	Lee	Beatty	Garcia	Davis	Barbera	Baio	
1. 6/34.010		1/24.422			5/30.987	4/30.687	2/26.927	3/28.346	
2. 5/34.782		1/28.523			6/43.248	4/35.532	3/32.820	2/27.236	
3. 5/32.685		1/26.779			6/40.959	4/27.501	3/25.292	2/26.354	
4. 5/33.076		1/27.179			6/29.668	4/35.584	3/26.229	2/26.036	
5. 5/35.548		1/27.017			6/28.520	4/27.878	3/28.828	2/26.586	
6. 5/30.494		2/27.320			6/40.194	4/37.640	3/24.797	1/26.508	
7.		1/25.125			5/38.885	4/31.024	3/28.875	2/25.843	
8.		1/26.996			5/35.288	4/33.794	3/27.968	2/34.724	
9.		1/25.560			5/34.272	4/29.424	3/30.659	2/26.228	
10.		1/28.922				4/27.029	3/25.404	2/25.384	
11.		1/26.182					3/25.258	2/26.698	
12.		1/26.903						2/25.992	

13.5 4WD Buggy (A Main)

Top Qualifier is Diaz, Reuben 12/5: 11.575 (Rnd 2)

Round 3

6

SFORCS IV Race 1

Ser#42318

Timing and Scoring by www.RCScoringPro.com

Sponsor	Driver Name	Car	Pos	Laps	Race Time	Behind	Fast Lap	Average Top 5	Top 10	Top 15	Q#
	Diaz, Reuben	4	1	13	5:23.408		22.313	23.378	23.872		1
	Romani, Ron	6	2	12	5:13.269		24.299	25.025	25.674		2
	Prine, Greg	3	3	12	5:18.694	5.425	24.805	25.091	25.905		3
	Lee, Pak	2	4	8	3:35.387		24.210	25.070			5
	Honcho, Mke	1	5	7	4:13.974		25.886	28.094			6
	Prine, Jordan	5	6	0							4
	Mbrales, Cameron	7	7	0							7
	Phillipps, Kyle	8	8	0							8

Car#	1	2	3	4	5	6	7	8	9	10
	Honcho	Lee	Prine	Diaz	Prine	Romani	Morales	Phillipps		
1.	4/29.468	2/25.164	5/29.865	1/22.313		3/26.310				
2.	5/35.744	3/32.380	4/28.891	1/23.141		2/27.867				
3.	5/77.762	2/24.954	4/24.888	1/23.651		3/28.665				
4.	5/25.886	2/25.136	4/25.842	1/23.968		3/25.300				
5.	5/26.666	4/30.475	3/25.779	1/28.651		2/25.237				
6.	5/26.312	3/25.886	4/29.775	1/24.013		2/25.261				
7.	5/32.136	4/27.182	3/24.805	1/24.401		2/25.289				
8.		4/24.210	3/25.197	1/24.185		2/26.952				
9.			3/26.456	1/27.826		2/24.299				
10.			3/25.255	1/24.142		2/27.759				
11.			3/26.629	1/23.815		2/25.139				
12.			3/25.312	1/25.091		2/25.191				
13.				1/28.211						

2WD Stock (A Main)

Top Qualifier is Diaz, Reuben 11/5: 04.221 (Rnd 2)

Round 3

7

SFORCS IV Race 1

Ser#42318

Timing and Scoring by www.RCScoringPro.com

Sponsor	Driver Name	Car	Pos	Laps	Race Time	Behind	Fast Lap	Average Top 5	Top 10	Top 15	Q#
	Diaz, Reuben	4	1	12	5:08.004		24.375	25.081	25.494		1
	MacLellan, Alex	6	2	11	5:14.923		26.306	27.286	28.259		3
	Spallone, Dustin	1	3	11	5:16.172	1.249	26.344	26.798	27.934		2
	O'Rourke, Alex	5	4	11	5:23.618	8.695	25.947	26.782	28.865		5
	Prine, Greg	2	5	11	5:25.826	10.903	27.072	27.845	29.221		4
	Lee, Pak	3	6	10	5:06.604		25.930	28.494	30.660		6
	Prine, Jordan	7	7	10	5:09.142	2.538	26.992	28.950	30.914		7

Car#	1	2	3	4	5	6	7	8	9	10
	Spallone	Prine	Lee	Diaz	O'Rourke	MacLellan	Prine			
1.	2/26.689	5/31.817	7/35.327	1/24.375	3/27.386	4/28.060	6/32.336			
2.	3/33.119	4/28.971	7/32.591	1/25.881	5/34.965	2/28.375	6/31.344			
3.	3/28.314	4/28.561	5/25.930	1/26.110	6/32.957	2/27.140	7/33.456			
4.	3/28.797	4/29.881	6/29.146	1/26.450	5/27.573	2/26.306	7/28.145			
5.	3/26.344	4/29.702	6/33.377	1/25.654	5/26.101	2/28.056	7/34.387			
6.	3/26.838	5/33.615	6/31.321	1/25.410	4/25.947	2/29.168	7/30.817			
7.	4/36.837	5/27.810	6/31.516	1/26.612	3/29.038	2/28.858	7/29.259			
8.	4/27.860	5/32.616	7/29.705	1/26.332	3/30.097	2/32.338	6/26.992			
9.	4/27.240	5/28.461	6/28.008	1/25.562	3/26.901	2/26.867	7/32.867			
10.	3/27.257	5/27.320	6/29.683	1/25.190	4/33.205	2/31.177	7/29.539			
11.	3/26.877	5/27.072		1/25.327	4/29.448	2/28.578				
12.				1/25.101						

2WD Modified Buggy (A Main)

Top Qualifier is Applegate, Mike 12/5: 16.392 (Rnd 1)

Round 3

8

SFORCS IV Race 1

Ser#42318

Timing and Scoring by www.RCScoringPro.com

Sponsor	Driver Name	Car	Pos	Laps	Race Time	Behind	Fast Lap	Average Top 5	Top 10	Top 15	Q#
	Applegate, Mke	1	1	12	5:18.722		24.344	24.958	25.877		1
	Cooper, Jared	3	2	12	5:23.334	4.612	25.175	25.608	26.570		2
	Beatty, Rich	4	3	11	5:18.475		25.803	26.639	28.620		4
	Intravia, Chris	2	4	8	3:42.449		23.958	25.434			3

Car#	1	2	3	4	5	6	7	8	9	10
	Applegate	Intravia	Cooper	Beatty						
1.	1/25.031	4/38.666	2/28.198	3/32.216						
2.	1/29.138	4/26.672	2/28.925	3/30.564						
3.	1/25.364	3/24.582	2/25.175	4/29.790						
4.	1/24.873	3/28.179	2/25.575	4/30.177						
5.	1/25.826	3/26.304	2/28.713	4/26.381						
6.	1/25.850	3/25.653	2/26.929	4/25.803						
7.	1/24.344	3/23.958	2/26.904	4/27.792						
8.	1/30.024	3/28.435	2/25.991	4/30.263						
9.	1/25.553		2/25.608	3/26.283						
10.	1/27.607		2/27.949	3/26.935						
11.	1/25.180		2/25.690	3/32.271						
12.	1/29.932		2/27.677							