




# Coral Springs RC Track Race Day

Ser#42318

Timing and Scoring by [www.RCScoringPro.com](http://www.RCScoringPro.com)



Sponsor	Driver Name	Car	Pos	Laps	Race Time	Behind	Fast Lap	Average Top 5	Top 10	Top 15	Q#
	Alfaro, Joshua	3	1	13	5:21.610		22.992	23.283	23.808		1
	Collins, Bart	8	2	13	5:23.449	1.839	22.477	22.921	23.621		2
	Fabiani, Massimo	6	3	12	5:07.638		23.714	24.197	24.888		3
	Mbrales, Fred	2	4	12	5:15.420	7.782	22.839	23.551	24.993		4
	Perez, Luis	9	5	12	5:29.569	21.931	23.899	24.780	26.408		5
	Hancock, John	7	6	10	5:01.800		27.586	28.093	30.180		6
	Honcho, Mke	1	7	10	5:09.280	7.480	27.094	28.539	30.928		7
	Lopez, Jader	4	8	9	3:38.142		22.249	22.672			8
	Blume, Richard	5	9	9	5:22.397	04.255	31.652	32.558			9

Car#	1	2	3	4	5	6	7	8	9	10
	Honcho	Morales	Alfaro	Lopez	Blume	Fabiani	Hancock	Collins	Perez	
1.	8/30.142	3/22.839	4/23.934	1/22.435	9/35.098	5/24.633	7/29.762	2/22.569	6/25.162	
2.	8/32.320	5/27.730	3/23.431	1/22.249	9/36.797	6/30.218	7/31.160	2/22.477	4/25.283	
3.	8/37.271	4/23.201	3/24.292	1/23.132	9/46.083	6/28.536	7/27.586	2/23.510	5/25.299	
4.	8/31.019	3/24.597	4/29.677	1/23.139	9/31.652	6/24.478	7/27.846	2/25.471	5/29.446	
5.	8/27.094	4/28.780	3/23.462	1/23.455	9/32.538	6/24.268	7/28.870	2/29.728	5/23.899	
6.	8/27.961	4/22.960	3/22.992	1/22.618	9/34.710	6/23.714	7/37.156	2/23.029	5/24.622	
7.	8/28.569	4/26.266	3/23.136	1/22.928	9/31.782	6/24.775	7/29.163	2/23.208	5/25.840	
8.	8/35.148	4/24.557	3/24.730	1/24.148	9/41.628	5/28.000	7/28.153	2/23.856	6/31.603	
9.	8/30.828	4/24.198	3/27.629	1/34.038	9/32.109	5/25.957	7/34.094	2/24.857	6/33.681	
10.	7/28.928	3/33.046	2/24.550			4/24.532	6/28.010	1/26.473	5/27.994	
11.		4/32.439	2/23.396			3/24.449		1/23.324	5/24.934	
12.		4/24.807	2/24.160			3/24.078		1/23.911	5/31.806	
13.			1/26.221					2/31.036		

# Coral Springs RC Track Race Day

Ser#42318

Timing and Scoring by [www.RCScoringPro.com](http://www.RCScoringPro.com)

Sponsor	Driver Name	Car	Pos	Laps	Race Time	Behind	Fast Lap	Average Top 5	Top 10	Top 15	Q#
	Allen, Tom	12	1	13	5:17.698		22.992	23.295	23.791		1
	Mbrales, Fred	5	2	12	5:00.593		22.703	23.009	23.952		2
	Record, Corey	4	3	12	5:01.119	0.526	22.773	23.359	24.189		3
	Kretzschmar, Loren	3	4	12	5:08.536	7.943	23.357	23.888	24.866		4
	Berdelsen, John	6	5	12	5:17.534	16.941	23.776	24.171	25.898		5
	Record, Jeff	11	6	12	5:23.888	23.295	24.791	26.033	26.583		6
	Cooper, Jared	2	7	12	5:46.664	46.071	20.781	23.551	25.433		7
	Reynolds, AJ	10	8	11	5:15.596		23.932	25.674	27.914		8
	Honcho, Mke	1	9	10	5:14.853		25.517	28.370	31.485		9
	Lee, Pak	9	10	9	4:06.501		24.708	25.888			10
	Aguero, Larry	8	11	9	5:13.268	66.767	26.699	30.504			11
	Blume, Richard	7	12	9	5:24.653	78.152	29.264	31.333			12

Car# 1	2	3	4	5	6	7	8	9	10	
Honcho	Cooper	Kretzschmar	Record	Morales	Berdelsen	Blume	Aguero	Lee	Reynolds	
1.	6/28.673	11/32.647	10/30.406	2/23.979	5/26.783	9/30.083	12/40.954	4/26.699	7/29.949	8/30.082
2.	11/33.939	8/24.569	10/29.014	2/24.674	3/23.220	6/26.900	12/42.775	9/31.359	5/25.397	7/27.108
3.	10/25.517	4/23.518	7/23.879	3/28.706	2/24.558	9/28.422	12/51.302	11/37.105	5/26.150	8/27.759
4.	10/37.965	6/26.818	5/24.220	3/24.460	2/23.301	9/24.551	12/32.145	11/36.418	4/24.708	8/24.063
5.	10/30.657	4/26.114	5/26.634	3/23.493	2/24.128	8/28.476	12/30.581	11/40.472	7/30.223	9/33.514
6.	10/30.602	5/25.446	4/23.939	2/22.773	1/22.885	8/28.198	12/31.943	11/28.852	6/26.347	9/36.456
7.	10/26.399	5/24.249	4/23.357	3/30.519	1/24.249	8/23.776	12/32.955	11/30.468	6/26.837	9/23.932
8.	10/31.772	5/24.640	4/24.045	3/24.736	1/24.758	8/28.347	12/32.734	11/46.753	7/29.051	9/29.133
9.	10/33.382	6/35.073	4/29.469	3/23.079	1/22.703	5/23.799	12/29.264	11/35.142	8/27.839	9/29.340
10.	9/35.947	5/20.781	4/24.742	3/26.060	2/31.491	6/26.252				8/28.702
11.		5/25.547	4/24.475	2/23.469	3/29.581	6/23.915				8/25.507
12.		7/57.262	4/24.356	3/25.171	2/22.936	5/24.815				
13.										

Car# 11	12	13	14	15	16	17	18	19	20
Record	Allen								
1.	3/24.791	1/22.992							
2.	4/27.288	1/23.371							
3.	6/30.258	1/24.451							
4.	7/26.076	1/23.511							
5.	6/27.242	1/26.313							
6.	7/27.801	3/28.581							
7.	7/26.241	2/24.815							
8.	6/26.604	2/23.206							
9.	7/27.056	2/23.953							
10.	7/26.454	1/23.396							
11.	7/27.454	1/24.894							
12.	6/26.623	1/23.712							
13.		1/24.503							

Top Qualifiers	Qual#	Laps	Race Time (Difference)		Round	Race	Pos in Race	Fast Lap
Allen, Tom	1	13	5:17.698		1	2	1	22.992
Morales, Fred	2	12	5:00.593		1	2	2	22.703
Record, Corey	3	12	5:01.119	0.526	1	2	3	22.773
Kretzschmar, Loren	4	12	5:08.536	7.417	1	2	4	23.357
Berdelsen, John	5	12	5:17.534	8.998	1	2	5	23.776
Record, Jeff	6	12	5:23.888	6.354	1	2	6	24.791
Cooper, Jared	7	12	5:46.664	22.77	1	2	7	20.781
Reynolds, AJ	8	11	5:15.596		1	2	8	23.932
Honcho, Mike	9	10	5:14.853		1	2	9	25.517
Lee, Pak	10	9	4:06.501		1	2	10	24.708

## Coral Springs RC Track Race Day

Ser#42318

Timing and Scoring by [www.RCScoringPro.com](http://www.RCScoringPro.com)

Sponsor	Driver Name	Car	Pos	Laps	Race Time	Behind	Fast Lap	Average Top 5	Top 10	Top 15	Q#
	Collins, Bart	6	1	12	5:01.947		22.438	23.078	24.204		1
	Perez, Luis	5	2	12	5:06.981	5.034	24.037	24.216	25.072		2
	Net, Ryan	8	3	11	5:15.841		24.949	26.278	27.848		3
	Gibson, Adrian	3	4	11	5:30.890	15.049	24.154	27.117	29.285		4
	Navarro, Eddie	2	5	9	5:13.749		27.322	30.246			5
	Garcia, Ricky "Bobby"	4	6	9	5:25.179	11.430	28.471	32.347			6
	Davis, Teddy	1	7	6	5:37.999		24.461	25.782			7
	Arbucias, Ubaldo "Waldo"	7	8	0							8


Car#	1	2	3	4	5	6	7	8	9	10
	Davis	Navarro	Gibson	Garcia	Perez	Collins	Arbucias	Net		
1.	2/24.983	6/36.839	3/26.560	5/28.471	4/27.111	1/22.817		7/37.363		
2.	1/24.461	7/35.653	2/24.154	5/35.427	3/24.368	4/32.952		6/27.490		
3.	1/25.096	6/33.757	3/28.031	7/44.037	2/24.165	4/23.767		5/28.846		
4.	2/28.752	6/27.322	4/30.351	7/30.517	1/25.037	3/24.179		5/26.911		
5.	3/25.616	6/33.036	4/27.376	7/39.442	1/25.491	2/22.568		5/32.902		
6.	7/209.091	5/32.626	3/32.404	6/41.391	2/27.399	1/26.316		4/26.587		
7.		5/28.873	3/29.465	6/34.849	2/24.037	1/23.798		4/27.209		
8.		5/29.371	3/30.649	6/32.472	1/24.728	2/26.715		4/28.779		
9.		5/56.272	3/32.888	6/38.573	2/24.292	1/22.438		4/29.070		
10.			4/38.041		1/24.216	2/26.959		3/24.949		
11.			4/30.971		2/28.862	1/24.308		3/25.735		
12.					2/27.275	1/25.130				

Top Qualifiers	Qual#	Laps	Race Time (Difference)	Round	Race	Pos in Race	Fast Lap
Collins, Bart	1	12	5:01.947	1	3	1	22.438
Perez, Luis	2	12	5:06.981 5.034	1	3	2	24.037
Net, Ryan	3	11	5:15.841	1	3	3	24.949
Gibson, Adrian	4	11	5:30.890 15.04	1	3	4	24.154
Navarro, Eddie	5	9	5:13.749	1	3	5	27.322
Garcia, Ricky "Bobby"	6	9	5:25.179 11.43	1	3	6	28.471
Davis, Teddy	7	6	5:37.999	1	3	7	24.461
Arbucias, Ubaldo "Waldo"	8	0		1	3	8	

## Coral Springs RC Track Race Day

Ser#42318

Timing and Scoring by [www.RCScoringPro.com](http://www.RCScoringPro.com)

Sponsor	Driver Name	Car	Pos	Laps	Race Time	Behind	Fast Lap	Average Top 5	Top 10	Top 15	Q#
	Alfaro, Joshua	3	1	12	5:01.994		23.591	23.779	24.356		1
	Fabiani, Massimo	4	2	11	5:06.355		24.891	25.663	26.923		2
	Baio, Joe	6	3	11	5:13.510	7.155	26.520	27.383	28.359		3
	Jones, Jeff	2	4	10	5:02.963		27.874	29.121	30.296		4
	Lee, Alain	7	5	7	5:00.077		37.500	39.785			5
	Lee, Hawkin	8	6	6	5:02.716		37.696	47.068			6
	Record, Corey	1	7	5	2:28.195		25.324	29.639			7
	Serio, Phil	5	8	3	1:41.978		31.782				8

Car# 1	2	3	4	5	6	7	8	9	10
Record	Jones	Alfaro	Fabiani	Serio	Baio	Lee	Lee		
1. 2/25.630	3/28.381	5/31.235	1/25.340	6/32.186	4/29.872	7/40.191	8/49.728		
2. 1/25.324	5/30.943	3/25.309	2/28.333	6/38.010	4/27.910	7/49.509	8/67.374		
3. 4/35.398	5/27.874	2/25.867	1/25.599	6/31.782	3/28.512	7/42.590	8/37.696		
4. 3/30.027	5/31.351	1/24.284	4/37.124		2/29.675	6/37.500	7/60.945		
5. 4/31.816	5/31.520	1/24.836	2/26.370		3/27.611	6/51.645	7/48.536		
6.	4/31.652	1/24.375	3/29.673		2/27.552	5/38.721	6/38.437		
7.	4/31.893	1/23.669	2/27.786		3/29.196	5/39.921			
8.	4/29.684	1/24.221	2/24.891		3/26.520				
9.	4/29.967	1/23.666	2/26.115		3/29.919				
10.	4/29.698	1/27.195	2/28.577		3/27.323				
11.		1/23.591	2/26.547		3/29.420				
12.		1/23.746							

Top Qualifiers	Qual#	Laps	Race Time (Difference)	Round	Race	Pos in Race	Fast Lap
Alfaro, Joshua	1	12	5:01.994	1	4	1	23.591
Fabiani, Massimo	2	11	5:06.355	1	4	2	24.891
Baio, Joe	3	11	5:13.510 7.155	1	4	3	26.520
Jones, Jeff	4	10	5:02.963	1	4	4	27.874
Lee, Alain	5	7	5:00.077	1	4	5	37.500
Lee, Hawkin	6	6	5:02.716	1	4	6	37.696
Record, Corey	7	5	2:28.195	1	4	7	25.324
Serio, Phil	8	3	1:41.978	1	4	8	31.782

# 2WD Modified Buggy

Round 1

5

## Coral Springs RC Track Race Day

Ser#42318

Timing and Scoring by [www.RCScoringPro.com](http://www.RCScoringPro.com)

Sponsor	Driver Name	Car	Pos	Laps	Race Time	Behind	Fast Lap	Average Top 5	Top 10	Top 15	Q#
	Lopez, Jader	3	1	13	5:00.649		22.555	22.779	22.939		1
	Cook, Ayrton	6	2	13	5:17.673	17.024	23.179	23.393	23.814		2
	Applegate, Mke	1	3	13	5:21.424	20.775	23.069	23.554	24.050		3
	Berdelsen, John	4	4	12	5:21.903		23.991	24.807	25.892		4
	Mbrales, Fred	2	5	11	5:00.381		23.753	24.508	26.489		5
	Collins, Bart	5	6	10	5:16.837		25.163	26.635	31.684		6
	Cooper, Jared	7	7	1	0:29.012		29.012				7

Car#	1	2	3	4	5	6	7	8	9	10
	Applegate	Morales	Lopez	Berdelsen	Collins	Cook	Cooper			
1.	2/23.465	6/26.829	1/22.860	4/24.436	5/26.772	3/23.501	7/29.012			
2.	3/25.988	4/23.753	1/22.910	5/27.434	6/27.616	2/23.528				
3.	2/23.069	4/24.469	1/23.010	5/25.907	6/31.614	3/26.297				
4.	2/23.578	4/24.256	1/22.555	5/26.867	6/26.252	3/23.801				
5.	2/24.098	4/29.488	1/23.321	5/26.441	6/25.163	3/23.179				
6.	2/23.863	4/25.426	1/23.567	5/32.688	6/27.371	3/25.174				
7.	2/25.486	4/24.638	1/23.044	5/23.991	6/32.196	3/27.374				
8.	2/24.397	4/29.280	1/22.748	5/24.936	6/39.455	3/23.573				
9.	2/23.797	4/28.310	1/22.893	5/26.804	6/28.162	3/23.437				
10.	3/27.731	5/28.438	1/24.287	4/24.766	6/52.236	2/23.453				
11.	3/24.250	5/35.494	1/23.213	4/27.335		2/23.396				
12.	3/24.502		1/22.840	4/30.298		2/25.099				
13.	3/27.200		1/23.401			2/25.861				

Top Qualifiers	Qual#	Laps	Race Time (Difference)	Round	Race	Pos in Race	Fast Lap
Lopez, Jader	1	13	5:00.649	1	5	1	22.555
Cook, Ayrton	2	13	5:17.673 17.02	1	5	2	23.179
Applegate, Mike	3	13	5:21.424 3.751	1	5	3	23.069
Berdelsen, John	4	12	5:21.903	1	5	4	23.991
Morales, Fred	5	11	5:00.381	1	5	5	23.753
Collins, Bart	6	10	5:16.837	1	5	6	25.163
Cooper, Jared	7	1	29.012	1	5	7	29.012



Coral Springs RC Track Race Day

Ser#42318

Timing and Scoring by [www.RCScoringPro.com](http://www.RCScoringPro.com)

Sponsor	Driver Name	Car	Pos	Laps	Race Time	Behind	Fast Lap	Average Top 5	Top 10	Top 15	Q#
	Record, Corey	2	1	12	5:14.580		23.702	24.330	25.580		1
	Lee, Pak	5	2	11	5:12.655		25.993	26.732	27.974		2
	Reynolds, AJ	1	3	4	1:52.218		25.932				3
	Cook, Ayrton	4	4	0							4
	Serio, Phil	3	5	0							5

Car#	1	2	3	4	5	6	7	8	9	10
	Reynolds	Record	Serio	Cook	Lee					
1.	1/25.932	2/26.850			3/27.606					
2.	1/27.822	3/29.401			2/26.619					
3.	3/30.183	2/25.122			1/26.716					
4.	3/28.281	1/24.042			2/30.625					
5.		1/23.702			2/32.911					
6.		1/24.863			2/28.642					
7.		1/24.362			2/25.993					
8.		1/29.381			2/28.383					
9.		1/27.677			2/26.845					
10.		1/24.682			2/27.485					
11.		1/26.709			2/30.830					
12.		1/27.789								

Top Qualifiers	Qual#	Laps	Race Time (Difference)	Round	Race	Pos in Race	Fast Lap
Record, Corey	1	12	5:14.580	1	6	1	23.702
Lee, Pak	2	11	5:12.655	1	6	2	25.993
Reynolds, AJ	3	4	1:52.218	1	6	3	25.932
Cook, Ayrton	4	0		1	6	4	
Serio, Phil	4	0	0.000	1	6	5	

Top Qualifier is Alfaro, Joshua 13/5: 21.610 (Rnd 1)



# Coral Springs RC Track Race Day

Ser#42318

Timing and Scoring by [www.RCScoringPro.com](http://www.RCScoringPro.com)

Sponsor	Driver Name	Car	Pos	Laps	Race Time	Behind	Fast Lap	Average Top 5	Top 10	Top 15	Q#
	Lopez, Jader	4	1	13	5:52.179		22.832	23.927	24.649		3
	Alfaro, Joshua	3	2	12	5:01.341		24.057	24.459	24.838		1
	Mbrales, Fred	2	3	12	5:18.159	16.818	24.089	24.955	25.717		5
	Fabiani, Massimo	6	4	11	5:06.652		24.435	25.440	27.034		4
	Hancock, John	7	5	10	5:08.569		26.397	28.183	30.857		7
	Collins, Bart	8	6	9	3:50.383		23.798	24.356			2
	Garcia, Ricky "Bobby"	10	7	9	5:22.586	92.203	31.203	32.492			10
	Honcho, Mke	1	8	9	5:44.275	13.892	30.372	32.334			8
	Blume, Richard	5	9	7	4:18.050		29.527	32.541			9
	Perez, Luis	9	10	2	1:00.952		29.219				6

Car#	1	2	3	4	5	6	7	8	9	10
	Honcho	Morales	Alfaro	Lopez	Blume	Fabiani	Hancock	Collins	Perez	Garcia
1.	9/34.370	2/26.130	3/26.252	4/26.391	7/30.515	5/28.495	6/30.314	1/25.281	8/31.733	10/34.816
2.	10/35.601	4/27.753	1/25.055	2/25.996	7/29.527	5/26.261	6/28.186	3/27.186	8/29.219	9/32.245
3.	9/41.884	4/25.893	1/24.985	2/24.910	7/32.351	5/29.569	6/31.986	3/25.075		8/32.870
4.	8/30.372	3/26.934	1/24.949	2/25.623	7/39.176	5/25.621	6/36.198	4/29.316		9/47.386
5.	8/34.569	4/25.951	1/24.752	2/24.118	7/41.339	5/25.556	6/34.912	3/23.798		9/31.353
6.	9/43.510	4/24.924	2/26.706	1/23.708	7/31.136	5/30.182	6/29.053	3/24.492		8/37.526
7.	8/30.981	4/26.865	2/25.545	1/26.644	9/54.006	5/36.311	6/28.154	3/23.822		7/31.203
8.	8/31.378	4/26.519	2/24.149	1/24.346		5/26.738	6/34.245	3/26.821		7/34.788
9.	8/61.610	4/24.759	2/25.554	1/25.313		5/24.435	6/26.397	3/24.592		7/40.399
10.		3/25.109	1/24.057	2/25.008		4/25.326	5/29.124			
11.		3/24.089	1/24.568	2/24.632		4/28.158				
12.		3/33.233	2/24.769	1/22.832						
13.				1/52.658						

Top Qualifiers	Qual#	Laps	Race Time (Difference)	Round	Race	Pos in Race	Fast Lap
Alfaro, Joshua	1	13	5:21.610	1	1	1	22.992
Collins, Bart	2	13	5:23.449 1.839	1	1	2	22.477
Lopez, Jader	3	13	5:52.179 28.73	2	1	1	22.832
Fabiani, Massimo	4	12	5:07.638	1	1	3	23.714
Morales, Fred	5	12	5:15.420 7.782	1	1	4	22.839
Perez, Luis	6	12	5:29.569 14.14	1	1	5	23.899
Hancock, John	7	10	5:01.800	1	1	6	27.586
Honcho, Mike	8	10	5:09.280 7.480	1	1	7	27.094
Blume, Richard	9	9	5:22.397	1	1	9	31.652
Garcia, Ricky "Bobby"	10	9	5:22.586 0.189	2	1	7	31.203

# 4wd Mod

Top Qualifier is Allen, Tom 13/5: 17.698 (Rnd 1)

Round 2

2

## Coral Springs RC Track Race Day

Ser#42318

Timing and Scoring by [www.RCScoringPro.com](http://www.RCScoringPro.com)

Sponsor	Driver Name	Car	Pos	Laps	Race Time	Behind	Fast Lap	Average Top 5	Top 10	Top 15	Q#
	Record, Corey	4	1	12	5:02.094		23.174	23.583	24.363		3
	Allen, Tom	12	2	12	5:04.323	2.229	23.460	23.826	24.338		1
	Mbrales, Fred	5	3	12	5:11.958	9.864	23.113	23.859	25.104		2
	Berdelsen, John	6	4	12	5:12.273	10.179	24.206	24.808	25.068		5
	Kretzschmar, Loren	3	5	12	5:14.111	12.017	24.294	24.706	25.687		4
	Honcho, Mke	1	6	10	5:06.475		26.160	26.919	30.648		9
	Record, Jeff	11	7	10	5:15.494	9.019	27.840	28.443	31.549		6
	Aguero, Larry	8	8	10	5:19.605	13.130	27.185	29.085	31.961		10
	Blume, Richard	7	9	9	5:10.901		29.729	31.645			12
	Reynolds, AJ	10	10	9	5:27.488	16.587	25.216	26.506			8
	Cooper, Jared	2	11	5	2:21.920		24.853	28.384			7
	Lee, Pak	9	12	5	2:54.542	32.622	29.857	34.908			11

Car# 1	2	3	4	5	6	7	8	9	10
Honcho	Cooper	Kretzschmar	Record	Morales	Berdelsen	Blume	Aguero	Lee	Reynolds
1. 6/27.497	9/29.561	8/28.306	2/23.987	1/23.852	4/25.388	11/32.073	12/34.969	10/30.142	5/27.054
2. 7/27.208	10/33.162	5/25.928	4/26.764	2/25.221	3/25.055	12/37.750	11/29.844	9/29.857	6/27.197
3. 6/27.253	8/25.478	5/24.903	3/23.585	1/23.565	4/25.335	11/29.729	12/40.520	10/31.826	9/37.157
4. 7/36.018	6/24.853	5/25.257	4/26.510	1/24.263	3/24.206	12/39.429	11/30.171	9/30.568	8/26.714
5. 9/46.077	6/28.866	5/26.227	4/24.790	2/25.365	3/24.981	12/37.482	10/34.251	11/52.149	7/25.216
6. 8/26.609		5/28.634	3/23.174	2/25.935	4/33.615	10/30.604	9/33.085		6/26.351
7. 8/27.366		5/24.756	1/23.771	3/29.156	4/25.302	10/38.014	9/31.355		6/31.913
8. 7/31.594		4/24.294	1/24.655	3/24.504	5/24.835	10/32.865	9/29.084		6/27.328
9. 6/26.160		4/25.308	1/23.397	3/23.113	5/24.961	9/32.955	8/27.185		10/98.558
10. 6/30.693		5/28.608	1/25.574	2/27.842	4/25.354		8/29.141		
11.		4/24.319	1/24.182	3/27.382	5/27.974				
12.		5/27.571	1/31.705	3/31.760	4/25.267				

Car# 11	12	13	14	15	16	17	18	19	20
Record	Allen								
1. 7/27.881	3/24.723								
2. 8/27.913	1/24.073								
3. 7/31.748	2/24.241								
4. 10/40.703	2/24.681								
5. 8/28.263	1/23.460								
6. 7/30.857	1/23.870								
7. 7/30.320	2/30.167								
8. 8/37.116	2/24.265								
9. 7/27.840	2/23.484								
10. 7/32.853	3/30.777								
11.	2/25.324								
12.	2/25.258								

Top Qualifiers	Qual#	Laps	Race Time (Difference)	Round	Race	Pos in Race	Fast Lap
Allen, Tom	1	13	5:17.698	1	2	1	22.992
Morales, Fred	2	12	5:00.593	1	2	2	22.703
Record, Corey	3	12	5:01.119	0.526	1	2	22.773
Kretzschmar, Loren	4	12	5:08.536	7.417	1	2	23.357
Berdelsen, John	5	12	5:12.273	3.737	2	2	24.206
Record, Jeff	6	12	5:23.888	11.61	1	2	24.791
Cooper, Jared	7	12	5:46.664	22.77	1	2	20.781
Reynolds, AJ	8	11	5:15.596		1	2	23.932
Honcho, Mike	9	10	5:06.475		2	2	26.160
Aguero, Larry	10	10	5:19.605	13.13	2	2	27.185



# Nitro Buggy

Top Qualifier is Collins, Bart 12/5: 01.947 (Rnd 1)

Round 2

**3**

## Coral Springs RC Track Race Day

Ser#42318

Timing and Scoring by [www.RCScoringPro.com](http://www.RCScoringPro.com)

Sponsor	Driver Name	Car	Pos	Laps	Race Time	Behind	Fast Lap	Average Top 5	Top 10	Top 15	Q#
	Collins, Bart	6	1	13	5:07.317		22.925	23.030	23.279		1
	Perez, Luis	5	2	12	5:05.425		22.996	23.721	24.463		2
	Gibson, Adrian	3	3	11	5:08.936		25.417	26.031	27.278		3
	Garcia, Ricky "Bobby"	4	4	10	5:18.229		27.050	29.103	31.823		5
	Davis, Teddy	1	5	9	5:37.792		21.608	25.747			7
	Arbucias, Ubaldo "Waldo"	7	6	8	5:38.234		28.331	35.999			8
	Net, Ryan	8	7	7	5:20.039		26.810	29.409			4
	Navarro, Eddie	2	8	5	5:38.897		27.784	67.779			6

Car#	1	2	3	4	5	6	7	8	9	10
	Davis	Navarro	Gibson	Garcia	Perez	Collins	Arbucias	Net		
1.	5/28.872	4/28.727	2/26.546	6/30.215	3/27.844	1/23.092	7/41.493	8/138.320		
2.	4/26.303	6/33.146	3/26.208	5/29.053	2/23.964	1/22.925	7/43.516	8/27.016		
3.	3/30.564	5/27.784	4/36.160	6/33.560	2/24.938	1/25.037	7/44.033	8/33.543		
4.	3/31.206	6/34.770	4/28.509	5/29.757	2/23.617	1/23.795	7/28.331	8/30.441		
5.	4/26.884	8/214.470	3/26.115	5/33.664	2/32.955	1/23.420	6/35.908	7/34.675		
6.	3/21.608		4/25.896	5/27.050	2/22.996	1/23.054	6/30.749	7/26.810		
7.	3/27.192		4/27.043	5/37.329	2/24.333	1/23.077	6/50.327	7/29.234		
8.	3/26.747		4/29.435	5/33.935	2/24.253	1/25.587	6/63.877			
9.	5/118.416		3/31.088	4/29.440	2/25.004	1/23.431				
10.			3/25.417	4/34.226	2/23.777	1/23.903				
11.			3/26.519		2/27.163	1/23.212				
12.					2/24.581	1/23.784				
13.						1/23.000				

Top Qualifiers	Qual#	Laps	Race Time (Difference)	Round	Race	Pos in Race	Fast Lap
Collins, Bart	1	13	5:07.317	2	3	1	22.925
Perez, Luis	2	12	5:05.425	2	3	2	22.996
Gibson, Adrian	3	11	5:08.936	2	3	3	25.417
Net, Ryan	4	11	5:15.841 6.905	1	3	3	24.949
Garcia, Ricky "Bobby"	5	10	5:18.229	2	3	4	27.050
Navarro, Eddie	6	9	5:13.749	1	3	5	27.322
Davis, Teddy	7	9	5:37.792 24.04	2	3	5	21.608
Arbucias, Ubaldo "Waldo"	8	8	5:38.234	2	3	6	28.331

# Pro 4 Mod

Round 2

Top Qualifier is Alfaro, Joshua 12/5:01.994 (Rnd 1)



## Coral Springs RC Track Race Day

Ser#42318

Timing and Scoring by [www.RCScoringPro.com](http://www.RCScoringPro.com)

Sponsor	Driver Name	Car	Pos	Laps	Race Time	Behind	Fast Lap	Average Top 5	Top 10	Top 15	Q#
	Alfaro, Joshua	3	1	12	5:03.382		23.340	23.897	24.689		1
	Baio, Joe	6	2	11	5:10.326		26.923	27.195	27.864		3
	Fabiani, Massimo	4	3	11	5:33.205	22.879	24.708	27.082	29.206		2
	Jones, Jeff	2	4	10	5:24.023		27.647	29.279	32.402		4
	Record, Corey	1	5	9	4:28.549		23.947	24.570			5
	Lee, Hawkin	8	6	8	5:35.209		26.049	36.853			6
	Serio, Phil	5	7	7	5:25.193		29.434	32.520			8
	Lee, Alain	7	8	7	5:26.616	1.423	39.830	42.159			7

Car#	1	2	3	4	5	6	7	8	9	10
	Record	Jones	Alfaro	Fabiani	Serio	Baio	Lee	Lee		
1.	1/28.922	5/39.972	2/29.445	4/31.765	8/112.926	3/30.502	7/54.567	6/53.558		
2.	1/24.921	5/36.649	2/26.237	4/41.149	8/49.665	3/27.341	7/42.356	6/39.896		
3.	1/24.893	5/30.992	2/24.919	4/27.353	8/31.025	3/26.984	6/39.830	7/43.319		
4.	1/23.947	5/30.238	2/24.036	4/26.451	8/29.434	3/28.265	7/42.061	6/38.800		
5.	4/64.272	5/30.675	1/24.924	3/24.708	8/36.369	2/27.325	7/61.255	6/26.049		
6.	4/24.057	5/28.005	1/24.394	3/27.146	8/34.767	2/28.093	7/42.643	6/40.887		
7.	4/25.927	5/38.581	1/25.900	3/29.750	7/31.007	2/28.374	8/43.904	6/38.634		
8.	4/25.031	5/31.432	1/25.424	3/31.137		2/26.923		6/54.066		
9.	3/26.579	5/29.832	1/23.825	4/29.927		2/31.687				
10.		4/27.647	1/23.890	3/29.867		2/27.431				
11.			1/27.048	3/33.952		2/27.401				
12.			1/23.340							

Top Qualifiers	Qual#	Laps	Race Time (Difference)	Round	Race	Pos in Race	Fast Lap
Alfaro, Joshua	1	12	5:01.994	1	4	1	23.591
Fabiani, Massimo	2	11	5:06.355	1	4	2	24.891
Baio, Joe	3	11	5:10.326 3.971	2	4	2	26.923
Jones, Jeff	4	10	5:02.963	1	4	4	27.874
Record, Corey	5	9	4:28.549	2	4	5	23.947
Lee, Hawkin	6	8	5:35.209	2	4	6	26.049
Lee, Alain	7	7	5:00.077	1	4	5	37.500
Serio, Phil	8	7	5:25.193 25.11	2	4	7	29.434

# 2WD Modified Buggy

Top Qualifier is Lopez, Jader 13/5: 00.649 (Rnd 1)

Round 2

5

## Coral Springs RC Track Race Day

Ser#42318

Timing and Scoring by [www.RCScoringPro.com](http://www.RCScoringPro.com)

Sponsor	Driver Name	Car	Pos	Laps	Race Time	Behind	Fast Lap	Average Top 5	Top 10	Top 15	Q#
	Lopez, Jader	3	1	13	5:24.116		22.771	23.035	23.690		1
	Berdelsen, John	4	2	12	5:00.491		23.869	24.057	24.481		4
	Cook, Ayrton	6	3	12	5:04.668	4.177	24.179	24.416	24.954		2
	Mbrales, Fred	2	4	12	5:06.888	6.397	23.833	24.171	24.968		5
	Applegate, Mke	1	5	12	5:07.252	6.761	22.660	23.390	24.462		3
	Collins, Bart	5	6	11	5:09.971		24.395	25.588	27.576		6
	Cooper, Jared	7	7	11	5:23.306	13.335	25.028	25.943	27.876		7

Car# 1	2	3	4	5	6	7	8	9	10
Applegate	Morales	Lopez	Berdelsen	Collins	Cook	Cooper			
1. 3/24.407	5/27.156	1/22.771	2/24.027	6/29.815	4/24.412	7/29.987			
2. 6/32.016	4/23.833	1/24.291	2/25.717	7/27.701	3/25.737	5/25.028			
3. 5/24.053	4/25.265	1/23.132	2/24.449	6/24.395	3/24.386	7/27.566			
4. 5/24.150	3/24.700	1/24.882	2/24.240	7/28.691	4/29.096	6/25.842			
5. 5/25.839	3/27.269	1/23.491	2/24.784	6/24.758	4/25.740	7/44.542			
6. 4/23.366	5/25.946	1/23.582	2/23.869	6/25.823	3/24.179	7/27.479			
7. 5/29.184	3/23.897	1/22.812	2/23.887	6/30.744	4/24.888	7/29.476			
8. 5/22.660	4/25.239	1/26.484	2/24.261	6/30.867	3/24.323	7/25.946			
9. 5/30.616	3/23.872	1/23.549	2/24.736	6/25.830	4/25.189	7/34.036			
10. 5/24.091	3/25.216	1/29.460	2/24.839	6/34.212	4/24.778	7/27.984			
11. 5/23.567	3/24.551	1/25.426	2/28.894	6/27.135	4/25.911	7/25.420			
12. 5/23.303	4/29.944	1/22.968	2/26.788		3/26.029				
13.		1/31.268							

Top Qualifiers	Qual#	Laps	Race Time (Difference)	Round	Race	Pos in Race	Fast Lap
Lopez, Jader	1	13	5:00.649	1	5	1	22.555
Cook, Ayrton	2	13	5:17.673 17.02	1	5	2	23.179
Applegate, Mike	3	13	5:21.424 3.751	1	5	3	23.069
Berdelsen, John	4	12	5:00.491	2	5	2	23.869
Morales, Fred	5	12	5:06.888 6.397	2	5	4	23.833
Collins, Bart	6	11	5:09.971	2	5	6	24.395
Cooper, Jared	7	11	5:23.306 13.33	2	5	7	25.028

# 2WD Stock

Round 2

Top Qualifier is Record, Corey 12/5: 14.580 (Rnd 1)



## Coral Springs RC Track Race Day

Ser#42318

Timing and Scoring by [www.RCScoringPro.com](http://www.RCScoringPro.com)

Sponsor	Driver Name	Car	Pos	Laps	Race Time	Behind	Fast Lap	Average Top 5	Top 10	Top 15	Q#
	Serio, Phil	3	1	11	5:13.138		27.372	27.962	28.347		3
	Lee, Pak	5	2	11	5:20.654	7.516	26.089	26.783	28.772		2
	Reynolds, AJ	1	3	10	5:22.029		24.626	27.000	32.203		4
	Record, Corey	2	4	4	1:36.973		23.783				1
	Cook, Ayrton	4	5	0							

Car#	1	2	3	4	5	6	7	8	9	10
	Reynolds	Record	Serio	Cook	Lee					
1.	3/27.322	1/23.852	4/28.743		2/26.537					
2.	4/36.205	1/24.923	2/28.153		3/32.931					
3.	4/33.236	1/23.783	3/29.615		2/26.730					
4.	4/28.903	1/24.415	2/28.294		3/31.265					
5.	3/30.181		1/29.663		2/27.411					
6.	3/28.267		2/27.630		1/26.089					
7.	3/24.626		2/28.395		1/28.402					
8.	3/25.883		2/28.363		1/27.147					
9.	3/45.039		1/28.370		2/32.154					
10.	3/42.367		1/28.540		2/31.282					
11.			1/27.372		2/30.706					

Top Qualifiers	Qual#	Laps	Race Time (Difference)	Round	Race	Pos in Race	Fast Lap
Record, Corey	1	12	5:14.580	1	6	1	23.702
Lee, Pak	2	11	5:12.655	1	6	2	25.993
Serio, Phil	3	11	5:13.138 0.483	2	6	1	27.372
Reynolds, AJ	4	10	5:22.029	2	6	3	24.626
Cook, Ayrton	5	0		1	6	4	





# Pro 4 Mod (A Main)

Round 3

Top Qualifier is Alfaro, Joshua 12/5:01.994 (Rnd 1)

2

## Coral Springs RC Track Race Day

Ser#42318

Timing and Scoring by [www.RCScoringPro.com](http://www.RCScoringPro.com)

Sponsor	Driver Name	Car	Pos	Laps	Race Time	Behind	Fast Lap	Average Top 5	Top 10	Top 15	Q#
	Alfaro, Joshua	3	1	13	5:17.668		23.602	23.877	24.128		1
	Record, Corey	1	2	13	5:19.564	1.896	23.467	23.679	24.044		5
	Baio, Joe	6	3	11	5:02.767		26.156	26.508	27.113		3
	Fabiani, Massimo	4	4	11	5:05.494	2.727	25.187	25.876	27.318		2
	Jones, Jeff	2	5	11	5:24.867	22.100	26.799	27.661	28.965		4
	Serio, Phil	5	6	10	5:27.411		28.925	29.361	32.741		8
	Lee, Alain	7	7	8	5:37.256		35.847	39.446			7
	Lee, Hawkin	8	8	8	5:39.409	2.153	34.760	38.570			6

Car#	1	2	3	4	5	6	7	8	9	10
	Record	Jones	Alfaro	Fabiani	Serio	Baio	Lee	Lee		
1.	2/25.756	6/35.214	1/25.500	3/26.220	7/38.688	4/31.636	8/39.180	5/34.760		
2.	3/28.009	5/29.233	2/26.025	1/25.187	6/29.920	4/26.733	8/42.246	7/43.728		
3.	2/24.501	5/29.322	1/23.602	3/32.314	6/45.492	4/26.407	8/35.847	7/36.905		
4.	2/23.843	5/30.372	1/24.184	4/31.437	6/30.619	3/27.723	8/41.424	7/41.664		
5.	2/23.509	5/32.017	1/24.267	4/25.365	6/29.216	3/26.211	7/44.001	8/49.028		
6.	2/24.328	5/26.799	1/24.091	4/26.398	6/28.925	3/27.035	7/53.778	8/53.801		
7.	2/24.130	5/26.824	1/24.049	4/29.710	6/29.100	3/27.142	7/41.208	8/38.787		
8.	2/23.973	5/27.516	1/23.738	4/26.276	6/29.643	3/27.782	7/39.572	8/40.736		
9.	2/23.602	5/27.935	1/24.229	4/29.537	6/33.058	3/28.408				
10.	2/25.361	5/30.216	1/23.906	4/26.334	6/32.750	3/26.156				
11.	2/23.467	5/29.419	1/24.747	4/26.716		3/27.534				
12.	2/24.450		1/24.859							
13.	2/24.635		1/24.471							

# Nitro Buggy (A Main)

Top Qualifier is Collins, Bart 1/3/5: 07.317 (Rnd 2)

Round 3

3

## Coral Springs RC Track Race Day

Ser#42318

Timing and Scoring by [www.RCScoringPro.com](http://www.RCScoringPro.com)

Sponsor	Driver Name	Car	Pos	Laps	Race Time	Behind	Fast Lap	Average Top 5	Top 10	Top 15	Q#
	Perez, Luis	5	1	37	15:16.630		22.686	22.858	23.002	23.094	2
	Collins, Bart	6	2	32	13:31.722		22.059	22.408	22.675	22.886	1
	Gibson, Adrian	3	3	29	15:12.803		24.719	26.716	27.699	28.376	3
	Garcia, Ricky "Bobby"	4	4	25	15:10.539		21.119	26.582	28.023	29.473	5
	Navarro, Eddie	2	5	24	15:06.886		19.982	27.607	29.641	31.108	6
	Net, Ryan	8	6	23	12:41.687		23.098	23.708	24.437	25.379	4
	Davis, Teddy	1	7	13	5:31.987		19.920	23.482	24.348		7
	Arbucias, Ubaldo "Waldo"	7	8	5	2:22.660		26.641	28.532			8

Car# 1	2	3	4	5	6	7	8	9	10
Davis	Navarro	Gibson	Garcia	Perez	Collins	Arbucias	Net		
1.	3/26.162	8/48.730	6/35.492	7/37.326	1/23.187	2/24.374	4/28.906	5/29.230	
2.	3/25.042	8/32.674	6/29.193	7/30.120	1/23.135	2/22.059	5/32.340	4/23.098	
3.	3/25.724	8/37.136	6/27.991	7/43.126	1/23.323	2/26.949	5/27.648	4/25.601	
4.	4/27.100	8/38.300	6/24.719	7/28.060	1/23.372	2/24.464	5/26.641	3/25.548	
5.	3/24.058	8/32.506	6/27.530	7/35.675	1/24.415	2/24.048	5/27.125	4/29.756	
6.	2/24.692	7/34.697	4/28.427	6/28.646	1/23.713	3/31.060		5/58.363	
7.	3/24.675	7/29.622	4/31.338	6/28.082	1/23.159	2/22.973		5/32.599	
8.	3/24.469	7/93.992	4/30.566	6/34.207	1/23.683	2/23.195		5/26.129	
9.	3/24.331	7/37.003	4/29.728	6/30.441	1/23.488	2/23.213		5/26.685	
10.	2/19.920	7/32.478	4/29.539	6/29.771	1/23.470	3/29.359		5/23.679	
11.	3/35.248	7/39.646	4/29.031	6/28.734	1/24.181	2/22.941		5/48.545	
12.	3/25.933	7/39.607	4/27.380	5/31.347	1/27.651	2/22.623		6/80.163	
13.	3/24.633	7/34.929	4/33.548	5/29.678	1/23.227	2/23.643		6/65.446	
14.		6/34.952	3/29.517	4/45.812	1/22.861	2/26.022		5/24.517	
15.		6/70.905	3/34.713	4/40.069	1/23.787	2/22.404		5/26.165	
16.		6/19.982	3/28.764	4/41.719	1/23.275	2/22.309		5/23.530	
17.		6/31.330	3/36.057	4/30.193	1/27.162	2/23.094		5/36.730	
18.		6/30.606	3/37.017	4/21.119	1/23.631	2/26.460		5/25.259	
19.		6/31.450	3/27.113	4/48.336	1/27.230	2/43.933		5/24.627	
20.		6/34.503	3/40.989	4/29.015	1/37.885	2/26.057		5/24.800	
21.		6/30.414	3/33.595	4/27.001	1/23.986	2/24.708		5/23.714	
22.		6/29.642	3/30.170	5/39.214	1/23.511	2/26.491		4/29.406	
23.		6/33.405	3/31.457	5/39.395	1/23.076	2/22.880		4/28.097	
24.		5/28.377	3/35.918	4/48.168	1/23.174	2/27.578			
25.			3/44.169	4/85.285	1/24.100	2/24.621			
26.			3/31.856		1/25.845	2/22.914			
27.			3/29.706		1/23.189	2/23.004			
28.			3/30.442		1/25.051	2/28.399			
29.			3/26.838		1/23.738	2/27.490			
30.					1/22.778	2/22.643			
31.					1/23.833	2/26.419			
32.					1/23.057	2/23.395			
33.					1/22.907				
34.					1/26.017				
35.					1/29.078				
36.					1/22.686				
37.					1/34.769				







# 2WD Modified Buggy (A Main)

Top Qualifier is Lopez, Jader 13/5: 00.649 (Rnd 1)

Round 3

6

## Coral Springs RC Track Race Day

Ser#42318

Timing and Scoring by [www.RCScoringPro.com](http://www.RCScoringPro.com)

Sponsor	Driver Name	Car	Pos	Laps	Race Time	Behind	Fast Lap	Average Top 5	Top 10	Top 15	Q#
	Lopez, Jader	3	1	13	5:00.177		21.234	22.391	22.693		1
	Cook, Ayrton	6	2	13	5:10.850	10.673	22.409	22.761	23.129		2
	Mbrales, Fred	2	3	13	5:21.683	21.506	22.913	23.233	23.988		5
	Berdelsen, John	4	4	12	5:04.611		23.984	24.059	24.659		4
	Collins, Bart	5	5	12	5:08.376	3.765	23.116	23.567	24.718		6
	Cooper, Jared	7	6	12	5:21.421	16.810	24.614	25.604	26.265		7
	Applegate, Mke	1	7	11	5:03.934		22.684	22.901	24.133		3

Car# 1	2	3	4	5	6	7	8	9	10
Applegate	Morales	Lopez	Berdelsen	Collins	Cook	Cooper			
1. 5/25.538	3/23.920	1/21.234	4/24.491	7/27.031	2/22.588	6/26.701			
2. 7/62.602	3/22.984	1/22.512	5/27.240	4/23.116	2/23.676	6/29.974			
3. 7/23.801	3/22.913	1/23.284	4/24.244	5/26.379	2/23.506	6/24.614			
4. 7/24.513	2/26.690	1/22.972	5/29.298	4/27.468	3/28.437	6/26.321			
5. 7/26.466	2/23.132	1/22.772	5/24.023	4/23.682	3/22.962	6/26.186			
6. 7/22.684	2/23.624	1/22.785	4/23.984	5/28.030	3/26.431	6/26.252			
7. 7/22.691	3/28.918	1/24.107	4/24.401	5/23.753	2/23.224	6/27.144			
8. 7/22.923	3/25.979	1/22.857	4/24.842	5/23.465	2/22.917	6/27.358			
9. 7/23.193	3/24.297	1/24.435	4/24.026	5/24.102	2/22.931	6/27.107			
10. 7/23.014	3/23.512	1/22.651	5/25.317	4/24.361	2/22.409	6/24.966			
11. 7/26.509	3/25.618	1/22.859	5/24.017	4/23.818	2/24.691	6/26.003			
12.	3/26.195	1/23.002	4/28.728	5/33.171	2/23.943	6/28.795			
13.	3/23.901	1/24.707			2/23.135				