



Coral Springs RC Track Race Day

Ser#42318

Timing and Scoring by www.RCScoringPro.com

Sponsor	Driver Name	Car	Pos	Laps	Race Time	Behind	Fast Lap	Average Top 5	Top 10	Top 15	Q#
	Perez, Luis	1	1	12	5:17.695		24.785	25.307	25.732		1
	Deppen, Randy	5	2	12	5:18.975	1.280	24.728	25.039	25.807		2
	Bellotti, Mke	2	3	11	5:01.403		25.600	26.007	26.455		3
	Tort, Jose	9	4	10	5:03.357		27.323	28.319	30.336		4
	Gibson, Adrian	4	5	10	5:07.697	4.340	27.808	28.722	30.770		5
	Navarro, Eddie	3	6	9	5:31.188		32.713	34.222			6
	Garcia, Ricky "Bobby"	8	7	0							7
	Arbucias, Ubaldo "Waldo"	6	8	0							8
	Davis, Teddy	7	9	0							9

Car#	1	2	3	4	5	6	7	8	9	10
	Perez	Bellotti	Navarro	Gibson	Deppen	Arbucias	Davis	Garcia	Tort	
1.	3/26.342	2/26.291	5/32.885	6/37.366	1/25.675				4/30.761	
2.	2/25.212	3/26.597	6/35.975	5/27.808	1/25.634				4/29.434	
3.	2/24.785	3/28.241	6/43.218	4/29.719	1/24.728				5/37.528	
4.	2/25.883	3/26.343	6/41.270	4/28.556	1/25.278				5/28.230	
5.	2/25.386	3/26.691	6/35.386	5/34.315	1/25.320				4/31.199	
6.	1/25.492	3/26.639	6/37.040	5/32.509	2/30.277				4/29.204	
7.	2/30.667	3/25.807	6/38.549	5/29.194	1/25.119				4/32.838	
8.	2/29.703	3/36.855	6/34.152	5/29.203	1/26.836				4/28.526	
9.	1/25.943	3/26.141	6/32.713	5/30.180	2/30.626				4/27.323	
10.	1/26.288	3/25.600		5/28.847	2/26.499				4/28.314	
11.	1/25.661	3/26.198			2/28.235					
12.	1/26.333				2/24.748					

Coral Springs RC Track Race Day

Ser#42318

Timing and Scoring by www.RCScoringPro.com

Sponsor	Driver Name	Car	Pos	Laps	Race Time	Behind	Fast Lap	Average Top 5	Top 10	Top 15	Q#
	Perez, Luis	8	1	12	5:15.605		24.617	25.161	25.694		1
	Johnston, Richard	5	2	11	5:11.575		27.007	27.634	28.182		2
	Hutton, Jonathan	7	3	11	5:13.769	2.194	26.952	27.387	28.265		3
	Souza, Cesar	3	4	10	5:01.526		27.268	27.992	30.153		4
	Orell, Ed	2	5	10	5:10.076	8.550	27.212	27.856	31.008		5
	Merrill, James	4	6	10	5:10.129	8.603	28.386	29.137	31.013		6
	Hancock, John	9	7	10	5:33.494	31.968	30.172	31.368	33.349		7
	Blume, Richard	6	8	9	5:30.147		31.412	33.271			8
	Brown, Bruce	1	9	0							9
	Davis, Teddy	10	10	0							10

Car#	1	2	3	4	5	6	7	8	9	10
	Brown	Orell	Souza	Merrill	Johnston	Blume	Hutton	Perez	Hancock	Davis
1.		2/27.493	3/28.024	6/29.891	4/28.512	8/40.512	5/28.533	1/24.887	7/31.625	
2.		5/35.453	4/33.950	6/33.896	3/29.754	8/34.993	2/28.253	1/26.259	7/33.189	
3.		7/37.134	4/29.477	5/30.068	2/28.900	8/41.476	3/31.116	1/25.860	6/33.253	
4.		6/28.666	5/32.608	4/29.651	2/27.007	8/44.006	3/26.952	1/25.547	7/34.614	
5.		6/30.182	4/27.780	5/29.129	3/28.648	8/32.442	2/27.133	1/27.482	7/30.172	
6.		6/27.212	4/27.410	5/29.756	2/28.256	8/32.025	3/30.669	1/27.885	7/33.878	
7.		6/27.628	4/27.268	5/28.765	2/27.445	8/37.797	3/27.108	1/25.404	7/30.860	
8.		6/28.281	4/29.582	5/28.386	2/27.836	8/35.484	3/28.687	1/24.617	7/36.875	
9.		6/34.479	4/32.396	5/36.144	2/28.669	8/31.412	3/29.434	1/25.985	7/30.992	
10.		5/33.548	4/33.031	6/34.443	2/27.625		3/27.487	1/25.393	7/38.036	
11.					2/28.923		3/28.397	1/30.784		
12.								1/25.502		

Top Qualifiers	Qual#	Laps	Race Time (Difference)	Round	Race	Pos in Race	Fast Lap
Perez, Luis	1	12	5:15.605	1	2	1	24.617
Johnston, Richard	2	11	5:11.575	1	2	2	27.007
Hutton, Jonathan	3	11	5:13.769 2.194	1	2	3	26.952
Souza, Cesar	4	10	5:01.526	1	2	4	27.268
Orell, Ed	5	10	5:10.076 8.550	1	2	5	27.212
Merrill, James	6	10	5:10.129 0.053	1	2	6	28.386
Hancock, John	7	10	5:33.494 23.36	1	2	7	30.172
Blume, Richard	8	9	5:30.147	1	2	8	31.412
Brown, Bruce	9	0		1	2	9	
Davis, Teddy	9	0	0.000	1	2	10	

Coral Springs RC Track Race Day

Ser#42318

Timing and Scoring by www.RCScoringPro.com

Sponsor	Driver Name	Car	Pos	Laps	Race Time	Behind	Fast Lap	Average Top 5	Top 10	Top 15	Q#
	Torres, Amaury	5	1	10	5:01.190		27.101	27.647	30.119		1
	Torres, Julian	2	2	9	5:05.329		30.924	31.866			2
	Gimenez, Carlos	3	3	9	5:20.518	15.189	29.652	32.007			3
	Pagan, Harold	1	4	8	5:06.017		32.630	36.113			4
	Gibson, Adrian	6	5	8	5:41.664	35.647	35.379	39.769			5
	Baio, Joe	7	6	3	1:55.501		37.561				6
	Delfino, Scott	4	7	0							7

Car#	1	2	3	4	5	6	7	8	9	10
	Pagan	Torres	Gimenez	Delfino	Torres	Gibson	Baio			
1.	4/32.630	3/32.119	2/31.774		1/27.334	6/42.429	5/38.607			
2.	3/40.624	2/31.649	4/42.249		1/27.816	6/45.095	5/37.561			
3.	5/43.223	2/34.117	3/41.284		1/39.143	6/36.261	4/39.333			
4.	4/39.183	2/30.924	3/33.587		1/32.304	5/35.379				
5.	4/41.603	2/32.776	3/29.652		1/31.440	5/42.545				
6.	4/35.284	2/38.396	3/37.781		1/31.566	5/42.628				
7.	4/34.789	2/35.539	3/39.170		1/27.101	5/42.231				
8.	4/38.681	2/31.860	3/34.199		1/27.774	5/55.096				
9.		2/37.949	3/30.822		1/28.208					
10.					1/28.504					

	Top Qualifiers	Qual#	Laps	Race Time (Difference)	Round	Race	Pos in Race	Fast Lap
	Torres, Amaury	1	10	5:01.190	1	3	1	27.101
	Torres, Julian	2	9	5:05.329	1	3	2	30.924
	Gimenez, Carlos	3	9	5:20.518 15.18	1	3	3	29.652
	Pagan, Harold	4	8	5:06.017	1	3	4	32.630
	Gibson, Adrian	5	8	5:41.664 35.64	1	3	5	35.379
	Baio, Joe	6	3	1:55.501	1	3	6	37.561
	Delfino, Scott	7	0		1	3	7	

Pro 4 Mod

Round 1

Top Qualifier is Torres, Amaury 10/5:01.190 (Rnd 1)



Coral Springs RC Track Race Day

Ser#42318

Timing and Scoring by www.RCScoringPro.com

Sponsor	Driver Name	Car	Pos	Laps	Race Time	Behind	Fast Lap	Average Top 5	Top 10	Top 15	Q#
	Souza, Cesar	7	1	11	5:18.786		26.421	27.556	28.678		1
	Leal, Silvo	3	2	10	5:15.371		29.905	30.298	31.537		3
	Garcia, Ricky "Bobby"	5	3	9	5:26.375		31.836	33.417			6
	Blume, Richard	8	4	8	5:03.529		33.804	35.797			7
	Gonzalez, Omar	1	5	8	5:16.204	12.675	32.492	36.524			9
	Espinosa, Richard	6	6	7	5:13.392		34.549	41.920			11
	Leal, Jenessa	4	7	7	5:35.498	22.106	44.034	46.048			12
	Orell, Ed	2	8	6	5:01.459		27.063	29.317			13

Car# 1	2	3	4	5	6	7	8	9	10
Gonzalez	Orell	Leal	Leal	Garcia	Espinosa	Souza	Blume		
1. 3/32.584	1/29.850	4/33.528	8/48.445	7/45.660	6/44.004	2/30.730	5/41.049		
2. 4/42.560	2/31.299	3/30.414	8/46.911	5/34.099	7/47.281	1/29.903	6/40.321		
3. 3/32.492	8/154.874	2/34.586	7/46.583	4/31.836	6/49.026	1/28.303	5/35.331		
4. 3/35.390	8/27.063	2/29.905	6/49.970	5/39.011	7/54.764	1/29.257	4/33.804		
5. 4/46.601	8/29.910	2/30.056	7/44.034	3/33.083	6/37.573	1/30.260	5/39.134		
6. 5/44.372	8/28.463	2/30.863	7/55.290	3/32.270	6/46.195	1/27.800	4/35.617		
7. 5/42.613		2/31.210	7/44.265	3/38.559	6/34.549	1/32.009	4/43.172		
8. 5/39.592		2/30.407		3/35.798		1/28.847	4/35.101		
9.		2/33.695		3/36.059		1/26.603			
10.		2/30.707				1/28.653			
11.						1/26.421			


Top Qualifiers	Qual#	Laps	Race Time (Difference)	Round	Race	Pos in Race	Fast Lap
Souza, Cesar	1	11	5:18.786	1	4	1	26.421
Torres, Amaury	2	10	5:01.190	1	3	1	27.101
Leal, Silvo	3	10	5:15.371 14.18	1	4	2	29.905
Torres, Julian	4	9	5:05.329	1	3	2	30.924
Gimenez, Carlos	5	9	5:20.518 15.18	1	3	3	29.652
Garcia, Ricky "Bobby"	6	9	5:26.375 5.857	1	4	3	31.836
Blume, Richard	7	8	5:03.529	1	4	4	33.804
Pagan, Harold	8	8	5:06.017 2.488	1	3	4	32.630
Gonzalez, Omar	9	8	5:16.204 10.18	1	4	5	32.492
Gibson, Adrian	10	8	5:41.664 25.46	1	3	5	35.379



Coral Springs RC Track Race Day

Ser#42318

Timing and Scoring by www.RCScoringPro.com

Sponsor	Driver Name	Car	Pos	Laps	Race Time	Behind	Fast Lap	Average Top 5	Top 10	Top 15	Q#
	Deppen, Randy	5	1	13	5:11.632		23.372	23.541	23.783		1
	Allen, Tom	11	2	12	5:05.747		23.672	24.284	24.864		2
	Cooper, Jared	1	3	12	5:08.678	2.931	24.495	24.679	25.229		3
	Eich, Dustin	4	4	12	5:17.384	11.637	24.360	24.608	25.074		4
	Lee, Pak	2	5	11	5:01.416		25.691	26.318	27.194		5
	Delfino, Scott	12	6	11	5:07.868	6.452	25.632	26.317	27.581		6
	Vega, Laz	9	7	11	5:13.164	11.748	26.145	26.383	27.836		7
	Correchel, Jose	6	8	11	5:16.002	14.586	26.995	27.673	28.486		8
	Orell, Ed	8	9	11	5:24.912	23.496	26.023	26.547	28.425		9
	Tort, Jose	3	10	6	3:05.167		26.968	30.084			10
	Honcho, Mke	10	11	2	1:39.201		30.932				11
	Blume, Richard	7	12	0							12

Car# 1	2	3	4	5	6	7	8	9	10
Cooper	Lee	Tort	Eich	Deppen	Correchel	Blume	Orell	Vega	Honcho
1. 4/26.358	3/26.273	10/34.745	5/27.493	1/23.582	9/31.144		11/40.664	7/28.808	8/30.932
2. 3/27.144	4/28.575	10/34.089	5/30.228	1/23.712	7/29.456		9/27.538	6/30.317	11/68.269
3. 2/25.153	5/28.403	10/26.968	4/24.744	1/24.552	8/29.066		9/26.342	6/26.913	
4. 2/24.495	5/26.781	10/31.581	3/24.360	1/24.158	8/27.715		9/31.716	6/26.386	
5. 4/29.243	5/26.825	10/26.974	2/24.896	1/24.230	7/29.806		9/26.729	8/34.807	
6. 3/24.689	5/29.474	10/30.810	2/24.695	1/23.851	8/29.615		9/28.658	7/28.886	
7. 3/25.323	5/26.018		2/24.804	1/24.766	8/27.447		9/26.023	7/26.145	
8. 3/26.164	5/28.507		2/24.435	1/23.372	7/28.269		9/26.875	8/31.519	
9. 3/25.900	5/27.419		4/36.419	1/23.507	7/26.995		9/26.766	8/26.172	
10. 3/24.954	5/27.450		4/24.933	1/23.645	8/28.548		9/33.324	7/26.345	
11. 3/24.560	5/25.691		4/25.268	1/23.599	8/27.941		9/30.277	7/26.866	
12. 3/24.695			4/25.109	1/24.483					
13.				1/24.175					

Car# 11	12	13	14	15	16	17	18	19	20
Allen	Delfino								
1. 2/25.145	6/28.791								
2. 2/28.309	8/32.057								
3. 3/28.796	7/26.199								
4. 4/25.065	7/28.343								
5. 3/24.661	6/26.114								
6. 4/27.650	6/31.152								
7. 4/24.703	6/25.632								
8. 4/24.350	6/26.861								
9. 2/23.672	6/27.195								
10. 2/24.514	6/28.745								
11. 2/24.645	6/26.779								
12. 2/24.237									
13.									



Top Qualifiers	Qual#	Laps	Race Time (Difference)	Round	Race	Pos in Race	Fast Lap
Deppen, Randy	1	13	5:11.632	1	5	1	23.372
Allen, Tom	2	12	5:05.747	1	5	2	23.672
Cooper, Jared	3	12	5:08.678 2.931	1	5	3	24.495
Eich, Dustin	4	12	5:17.384 8.706	1	5	4	24.360
Lee, Pak	5	11	5:01.416	1	5	5	25.691
Delfino, Scott	6	11	5:07.868 6.452	1	5	6	25.632
Vega, Laz	7	11	5:13.164 5.296	1	5	7	26.145
Correchel, Jose	8	11	5:16.002 2.838	1	5	8	26.995
Orell, Ed	9	11	5:24.912 8.910	1	5	9	26.023
Tort, Jose	10	6	3:05.167	1	5	10	26.968



Coral Springs RC Track Race Day

Ser#42318

Timing and Scoring by www.RCScoringPro.com

Sponsor	Driver Name	Car	Pos	Laps	Race Time	Behind	Fast Lap	Average Top 5	Top 10	Top 15	Q#
	Lopez, Jader	5	1	13	5:13.435		23.705	23.891	24.006		1
	Chavez, Daniel	3	2	12	5:00.917		24.210	24.359	24.728		2
	Applegate, Mke	1	3	12	5:02.288	1.371	23.677	24.027	24.729		3
	Lee, Pak	2	4	12	5:16.902	15.985	25.446	25.666	25.950		4
	Montiel, Christian	4	5	11	5:06.777		24.949	25.538	27.125		5
	Hutton, Jonathan	6	6	11	5:09.514	2.737	25.245	25.842	27.589		6

Car#	1	2	3	4	5	6	7	8	9	10
	Applegate	Lee	Chavez	Montiel	Lopez	Hutton				
1.	1/23.677	4/25.446	3/24.852	5/25.790	2/23.997	6/27.188				
2.	2/26.301	4/25.845	3/26.135	5/30.443	1/23.971	6/30.465				
3.	2/23.690	3/25.586	4/27.249	6/29.547	1/24.028	5/25.532				
4.	2/26.505	4/25.883	3/24.210	5/25.855	1/24.069	6/31.020				
5.	2/24.385	4/25.775	3/24.249	6/29.809	1/23.754	5/26.030				
6.	3/27.303	4/26.021	2/24.713	6/27.412	1/24.186	5/27.328				
7.	3/27.697	4/25.975	2/24.933	6/25.062	1/24.201	5/25.245				
8.	3/24.835	4/27.028	2/24.576	6/24.949	1/23.705	5/25.915				
9.	3/24.488	4/26.582	2/24.328	6/35.530	1/24.109	5/33.620				
10.	3/25.026	4/25.676	2/24.849	5/26.346	1/24.100	6/30.685				
11.	3/24.265	4/26.707	2/26.390	5/26.034	1/24.137	6/26.486				
12.	3/24.116	4/30.378	2/24.433		1/24.489					
13.					1/24.689					

Top Qualifiers	Qual#	Laps	Race Time (Difference)	Round	Race	Pos in Race	Fast Lap
Lopez, Jader	1	13	5:13.435	1	6	1	23.705
Chavez, Daniel	2	12	5:00.917	1	6	2	24.210
Applegate, Mike	3	12	5:02.288 1.371	1	6	3	23.677
Lee, Pak	4	12	5:16.902 14.61	1	6	4	25.446
Montiel, Christian	5	11	5:06.777	1	6	5	24.949
Hutton, Jonathan	6	11	5:09.514 2.737	1	6	6	25.245

2WD Stock

Top Qualifier is Lopez, Jader 13/5: 13.435 (Rnd 1)

Round 1

7

Coral Springs RC Track Race Day

Ser#42318

Timing and Scoring by www.RCScoringPro.com

Sponsor	Driver Name	Car	Pos	Laps	Race Time	Behind	Fast Lap	Average Top 5	Top 10	Top 15	Q#
	Cook, Ayrton	6	1	13	5:23.128		24.394	24.481	24.675		2
	Allen, Tom	7	2	12	5:14.111		24.759	25.155	25.687		5
	Motzner, Cody	1	3	11	5:07.947		24.509	25.590	27.524		8
	Vega, Laz	4	4	11	5:08.930	0.983	26.105	26.533	27.747		9
	Torres, Amaury	3	5	11	5:23.631	15.684	26.474	27.045	28.403		11
	Gimenez, Carlos	5	6	9	5:24.553		28.881	32.094			12
	Gonzalez, Omar	2	7	9	5:31.298	6.745	31.310	34.801			13

Car#	1	2	3	4	5	6	7	8	9	10
	Motzner	Gonzalez	Torres	Vega	Gimenez	Cook	Allen			
1.	1/25.662	5/36.702	6/39.601	4/30.969	7/41.398	2/26.043	3/26.435			
2.	3/29.483	6/38.774	5/26.474	4/27.705	7/34.129	1/25.270	2/27.470			
3.	3/26.279	6/31.310	5/30.108	4/26.423	7/51.590	1/24.886	2/25.544			
4.	3/26.151	6/36.085	5/26.528	4/26.814	7/35.952	1/25.069	2/25.219			
5.	3/24.509	6/38.015	5/27.543	4/26.310	7/35.143	1/24.920	2/25.416			
6.	3/29.603	6/41.918	5/27.154	4/28.369	7/32.154	1/24.394	2/25.776			
7.	3/29.685	6/38.588	5/32.412	4/30.542	7/34.274	1/24.406	2/28.591			
8.	3/25.351	7/33.685	5/29.266	4/26.105	6/28.881	1/24.953	2/25.863			
9.	3/28.670	7/36.221	5/28.474	4/31.464	6/31.032	1/24.859	2/25.150			
10.	3/32.710		5/28.545	4/27.214		1/24.491	2/24.759			
11.	3/29.844		5/27.526	4/27.015		1/24.456	2/25.233			
12.						1/24.725	2/28.655			
13.						1/24.656				

Top Qualifiers	Qual#	Laps	Race Time (Difference)	Round	Race	Pos in Race	Fast Lap
Lopez, Jader	1	13	5:13.435	1	6	1	23.705
Cook, Ayrton	2	13	5:23.128 9.693	1	7	1	24.394
Chavez, Daniel	3	12	5:00.917	1	6	2	24.210
Applegate, Mike	4	12	5:02.288 1.371	1	6	3	23.677
Allen, Tom	5	12	5:14.111 11.82	1	7	2	24.759
Lee, Pak	6	12	5:16.902 2.791	1	6	4	25.446
Montiel, Christian	7	11	5:06.777	1	6	5	24.949
Motzner, Cody	8	11	5:07.947 1.170	1	7	3	24.509
Vega, Laz	9	11	5:08.930 0.983	1	7	4	26.105
Hutton, Jonathan	10	11	5:09.514 0.584	1	6	6	25.245



Coral Springs RC Track Race Day

Ser#42318

Timing and Scoring by www.RCScoringPro.com

Sponsor	Driver Name	Car	Pos	Laps	Race Time	Behind	Fast Lap	Average Top 5	Top 10	Top 15	Q#
	Lee, Pak	3	1	12	5:25.932		25.054	25.439	25.868		1
	Hutton, Jonathan	2	2	12	5:27.457	1.525	25.418	26.351	26.942		2
	Delfino, Scott	6	3	11	5:06.465		25.884	26.389	26.917		3
	Souza, Cesar	5	4	11	5:17.726	11.261	24.738	26.061	28.115		4
	Correchel, Jose	4	5	10	5:26.861		28.020	29.441	32.686		5
	Cooper, Jared	1	6	6	2:48.356		25.349	27.183			6

Car#	1	2	3	4	5	6	7	8	9	10
	Cooper	Hutton	Lee	Correchel	Souza	Delfino				
1.	2/25.605	3/28.121	1/25.054	4/32.276	5/36.572	6/37.297				
2.	1/25.349	2/27.618	3/31.274	4/31.341	6/30.718	5/27.138				
3.	1/27.720	3/26.559	2/25.374	5/29.438	6/31.187	4/26.769				
4.	1/25.868	3/29.911	2/26.725	5/28.020	6/30.896	4/25.884				
5.	2/31.372	3/26.211	1/25.976	5/29.978	6/27.055	4/29.789				
6.	3/32.442	2/27.021	1/25.816	5/36.146	6/30.991	4/26.565				
7.		2/26.716	1/26.963	5/40.044	4/26.905	3/26.792				
8.		2/27.583	1/25.795	5/38.876	4/26.243	3/26.736				
9.		2/25.418	1/25.869	5/32.313	4/26.865	3/26.282				
10.		2/26.852	1/25.951	5/28.429	4/24.738	3/26.541				
11.		2/27.978	1/25.154		4/25.556	3/26.672				
12.		2/27.469	1/35.981							

Top Qualifiers		Qual#	Laps	Race Time (Difference)		Round	Race	Pos in Race	Fast Lap
	Lee, Pak	1	12	5:25.932		1	8	1	25.054
	Hutton, Jonathan	2	12	5:27.457	1.525	1	8	2	25.418
	Delfino, Scott	3	11	5:06.465		1	8	3	25.884
	Souza, Cesar	4	11	5:17.726	11.26	1	8	4	24.738
	Correchel, Jose	5	10	5:26.861		1	8	5	28.020
	Cooper, Jared	6	6	2:48.356		1	8	6	25.349

Nitro Buggy

Top Qualifier is Perez, Luis 12/5: 17.695 (Rnd 1)

Round 2

1

Coral Springs RC Track Race Day

Ser#42318

Timing and Scoring by www.RCScoringPro.com

Sponsor	Driver Name	Car	Pos	Laps	Race Time	Behind	Fast Lap	Average Top 5	Top 10	Top 15	Q#
	Gibson, Adrian	4	1	11	5:18.142		25.714	26.357	28.366		4
	Bellotti, Mke	2	2	10	5:04.829		24.050	24.566	30.483		3
	Garcia, Ricky "Bobby"	8	3	10	5:17.280	12.451	17.920	24.324	27.927		6
	Navarro, Eddie	3	4	9	5:00.388		30.013	31.874			7
	Tort, Jose	9	5	8	5:09.634		24.635	25.660			5
	Deppen, Randy	5	6	0							
	Perez, Luis	1	7	0							
	Arbucias, Ubaldo "Waldo"	6	8	0							
	Davis, Teddy	7	9	0							

Car#	1	2	3	4	5	6	7	8	9	10
	Perez	Bellotti	Navarro	Gibson	Deppen	Arbucias	Davis	Garcia	Tort	
1.		2/28.659	4/34.261	1/26.145				3/34.128	5/123.642	
2.		1/26.050	4/30.013	2/34.286				3/29.071	5/24.669	
3.		1/25.394	4/33.944	2/29.754				3/31.666	5/28.824	
4.		1/24.568	4/37.081	2/27.254				3/25.947	5/27.982	
5.		1/24.138	4/33.356	2/27.547				3/28.771	5/28.869	
6.		1/27.354	4/35.733	2/25.714				3/29.582	5/25.540	
7.		1/26.455	4/33.553	2/34.484				3/33.205	5/25.473	
8.		3/73.482	4/31.025	2/27.629				1/17.920	5/24.635	
9.		3/24.679	4/31.422	2/32.655				1/20.670		
10.		2/24.050		1/26.324						
11.				2/26.350				1/38.010		
12.								1/28.310		

Top Qualifiers	Qual#	Laps	Race Time (Difference)	Round	Race	Pos in Race	Fast Lap
Perez, Luis	1	12	5:17.695	1	1	1	24.785
Deppen, Randy	2	12	5:18.975 1.280	1	1	2	24.728
Bellotti, Mike	3	11	5:01.403	1	1	3	25.600
Gibson, Adrian	4	11	5:18.142 16.73	2	1	1	25.714
Tort, Jose	5	10	5:03.357	1	1	4	27.323
Garcia, Ricky "Bobby"	6	10	5:17.280 13.92	2	1	3	17.920
Navarro, Eddie	7	9	5:00.388	2	1	4	30.013
Arbucias, Ubaldo "Waldo"	8	0		1	1	8	
Davis, Teddy	8	0	0.000	1	1	9	

Top Qualifier is Perez, Luis 12/5: 15.605 (Rnd 1)



Coral Springs RC Track Race Day

Ser#42318

Timing and Scoring by www.RCScoringPro.com

Sponsor	Driver Name	Car	Pos	Laps	Race Time	Behind	Fast Lap	Average Top 5	Top 10	Top 15	Q#
	Shoppmeyer, Nick	11	1	12	5:18.433		23.026	24.389	25.323		2
	Johnston, Richard	5	2	11	5:06.557		25.954	26.960	27.604		3
	Hutton, Jonathan	7	3	11	5:12.019	5.462	25.965	26.310	27.781		4
	Orell, Ed	2	4	11	5:15.604	9.047	26.259	27.042	28.317		5
	Souza, Cesar	3	5	11	5:18.414	11.857	25.369	26.685	28.549		6
	Hancock, John	9	6	10	5:09.489		26.887	27.883	30.949		7
	Blume, Richard	6	7	8	5:30.195		28.409	30.883			9
	Merrill, James	4	8	6	4:36.887		25.379	26.463			8
	Brown, Bruce	1	9	3	1:52.662		20.236				10
	Perez, Luis	8	10	0							
	Davis, Teddy	10	11	0							

Car# 1	2	3	4	5	6	7	8	9	10
Brown	Orell	Souza	Merrill	Johnston	Blume	Hutton	Perez	Hancock	Davis
1. 9/35.140	7/30.904	6/30.766	4/28.521	2/27.021	8/31.347	1/26.838		5/30.760	
2. 9/36.217	6/32.437	5/30.408	1/26.109	2/29.307	8/38.664	4/32.388		7/35.089	
3. 5/20.236	4/26.904	6/32.394	9/144.574	1/27.412	8/28.409	3/25.965		7/28.127	
4. 3/21.069	6/28.745	5/25.369	9/25.794	4/30.520	7/31.619	2/26.161		8/36.471	
5.	5/26.979	4/25.589	8/25.379	3/25.954	7/105.403	2/27.779		6/27.760	
6.	5/28.460	4/26.164	8/26.510	3/27.538	7/31.339	2/26.119		6/34.000	
7.	5/26.259	4/28.881		2/27.014	7/31.714	3/34.207		6/33.753	
8.	5/27.731	4/27.571		2/27.892	7/31.700	3/27.664		6/28.444	
9.	4/31.565	5/32.924		2/27.400		3/26.548		6/26.887	
10.	4/28.284	5/29.615		2/28.986		3/26.757		6/28.198	
11.	4/27.336	5/28.733		2/27.513		3/31.593			
12.									

Car# 11	12	13	14	15	16	17	18	19	20
Shoppmeyer									
1. 3/27.359									
2. 3/31.628									
3. 2/25.295									
4. 1/25.158									
5. 1/27.177									
6. 1/24.024									
7. 1/25.741									
8. 1/25.716									
9. 1/24.543									
10. 1/25.193									
11. 1/23.026									
12. 1/33.573									

Top Qualifiers	Qual#	Laps	Race Time (Difference)	Round	Race	Pos in Race	Fast Lap
Perez, Luis	1	12	5:15.605	1	2	1	24.617
Shoppmeyer, Nick	2	12	5:18.433 2.828	2	2	1	23.026
Johnston, Richard	3	11	5:06.557	2	2	2	25.954
Hutton, Jonathan	4	11	5:12.019 5.462	2	2	3	25.965
Orell, Ed	5	11	5:15.604 3.585	2	2	4	26.259
Souza, Cesar	6	11	5:18.414 2.810	2	2	5	25.369
Hancock, John	7	10	5:09.489	2	2	6	26.887
Merrill, James	8	10	5:10.129 0.640	1	2	6	28.386
Blume, Richard	9	9	5:30.147	1	2	8	31.412
Brown, Bruce	10	3	1:52.662	2	2	9	20.236

Pro 4 Mod

Round 2

Top Qualifier is Souza, Cesar 11/5: 18.786 (Rnd 1)

3

Coral Springs RC Track Race Day

Ser#42318

Timing and Scoring by www.RCScoringPro.com

Sponsor	Driver Name	Car	Pos	Laps	Race Time	Behind	Fast Lap	Average Top 5	Top 10	Top 15	Q#
	Torres, Amaury	5	1	11	5:10.468		26.153	26.960	28.017		1
	Baio, Joe	7	2	10	5:06.209		27.739	28.328	30.621		3
	Gibson, Adrian	6	3	9	5:02.203		30.616	31.538			5
	Torres, Julian	2	4	9	5:06.908	4.705	30.734	31.953			6
	Gimenez, Carlos	3	5	9	5:08.097	5.894	30.127	31.302			7
	Pagan, Harold	1	6	3	1:48.551		33.774				10
	Delfino, Scott	4	7	0							

Car#	1	2	3	4	5	6	7	8	9	10
	Pagan	Torres	Gimenez	Delfino	Torres	Gibson	Baio			
1.	5/34.193	2/30.734	3/30.790		1/27.896	4/32.127	6/35.072			
2.	5/33.774	2/32.986	4/35.592		1/27.030	6/38.399	3/30.321			
3.	6/40.584	4/32.906	3/30.127		1/29.819	5/30.616	2/29.253			
4.		4/32.174	3/31.528		1/28.644	5/31.059	2/28.012			
5.		3/30.965	4/34.976		1/30.297	5/35.850	2/29.461			
6.		3/34.406	5/40.237		1/27.035	4/32.015	2/27.739			
7.		3/33.432	5/40.782		1/26.153	4/31.872	2/28.728			
8.		4/44.769	5/32.451		1/30.107	3/32.617	2/27.907			
9.		4/34.536	5/31.614		1/28.317	3/37.648	2/35.670			
10.					1/28.485		2/34.046			
11.					1/26.685					

	Top Qualifiers	Qual#	Laps	Race Time (Difference)	Round	Race	Pos in Race	Fast Lap
	Torres, Amaury	1	11	5:10.468	2	3	1	26.153
	Souza, Cesar	2	11	5:18.786 8.318	1	4	1	26.421
	Baio, Joe	3	10	5:06.209	2	3	2	27.739
	Leal, Silvo	4	10	5:15.371 9.162	1	4	2	29.905
	Gibson, Adrian	5	9	5:02.203	2	3	3	30.616
	Torres, Julian	6	9	5:05.329 3.126	1	3	2	30.924
	Gimenez, Carlos	7	9	5:08.097 2.768	2	3	5	30.127
	Garcia, Ricky "Bobby"	8	9	5:26.375 18.27	1	4	3	31.836
	Blume, Richard	9	8	5:03.529	1	4	4	33.804
	Pagan, Harold	10	8	5:06.017 2.488	1	3	4	32.630

Pro 4 Mod

Round 2

Top Qualifier is Torres, Amaury 11/5: 10.468 (Rnd 2)

4

Coral Springs RC Track Race Day

Ser#42318

Timing and Scoring by www.RCScoringPro.com

Sponsor	Driver Name	Car	Pos	Laps	Race Time	Behind	Fast Lap	Average Top 5	Top 10	Top 15	Q#
	Souza, Cesar	7	1	12	5:26.035		24.859	25.758	26.737		1
	Orell, Ed	2	2	11	5:04.268		26.247	27.005	27.421		2
	Leal, Silvo	3	3	10	5:23.193		28.680	30.066	32.319		5
	Gonzalez, Omar	1	4	9	5:05.960		30.241	32.102			8
	Garcia, Ricky "Bobby"	5	5	9	5:31.758	25.798	31.058	34.164			10
	Blume, Richard	8	6	9	5:32.023	26.063	32.976	34.186			11
	Espinosa, Richard	6	7	9	5:37.452	31.492	31.266	35.407			12
	Leal, Jenessa	4	8	7	5:25.692		36.188	41.782			14

Car# 1	2	3	4	5	6	7	8	9	10
Gonzalez	Orell	Leal	Leal	Garcia	Espinosa	Souza	Blume		
1. 6/35.669	2/27.126	4/33.138	7/37.479	5/35.464	3/31.266	1/26.900	8/38.401		
2. 6/35.861	2/27.034	3/28.680	7/36.188	8/43.831	4/39.982	1/25.279	5/33.032		
3. 4/33.516	2/27.291	3/33.987	8/45.792	7/31.058	6/36.561	1/28.568	5/35.554		
4. 4/34.687	2/27.789	3/39.927	8/43.752	5/34.877	6/37.727	1/24.859	7/39.462		
5. 4/30.717	2/27.326	3/30.465	8/46.434	7/41.484	5/33.723	1/29.476	6/33.041		
6. 4/32.262	2/30.056	3/30.126	8/45.697	7/33.236	6/38.325	1/29.190	5/37.834		
7. 4/33.773	2/28.331	3/31.172	8/70.350	6/37.109	7/40.049	1/26.047	5/36.325		
8. 4/30.241	2/27.533	3/29.887		5/38.515	7/42.063	1/26.476	6/45.398		
9. 4/39.234	2/27.366	3/34.628		5/36.184	7/37.756	1/26.131	6/32.976		
10.	2/26.247	3/31.183				1/27.608			
11.	2/28.169					1/27.251			
12.						1/28.250			

Top Qualifiers	Qual#	Laps	Race Time (Difference)	Round	Race	Pos in Race	Fast Lap
Souza, Cesar	1	12	5:26.035	2	4	1	24.859
Orell, Ed	2	11	5:04.268	2	4	2	26.247
Torres, Amaury	3	11	5:10.468 6.200	2	3	1	26.153
Baio, Joe	4	10	5:06.209	2	3	2	27.739
Leal, Silvo	5	10	5:15.371 9.162	1	4	2	29.905
Gibson, Adrian	6	9	5:02.203	2	3	3	30.616
Torres, Julian	7	9	5:05.329 3.126	1	3	2	30.924
Gonzalez, Omar	8	9	5:05.960 0.631	2	4	4	30.241
Gimenez, Carlos	9	9	5:08.097 2.137	2	3	5	30.127
Garcia, Ricky "Bobby"	10	9	5:26.375 18.27	1	4	3	31.836

4wd Mod

Top Qualifier is Deppen, Randy 13/5: 11.632 (Rnd 1)

Round 2

5

Coral Springs RC Track Race Day

Ser#42318

Timing and Scoring by www.RCScoringPro.com

Sponsor	Driver Name	Car	Pos	Laps	Race Time	Behind	Fast Lap	Average Top 5	Top 10	Top 15	Q#
	Eich, Dustin	4	1	13	5:16.758		23.648	23.841	24.106		2
	Allen, Tom	11	2	13	5:20.146	3.388	23.849	24.112	24.414		3
	Honcho, Mke	10	3	13	5:21.942	5.184	23.236	23.450	23.777		4
	Delfino, Scott	12	4	12	5:09.776		24.193	24.551	25.088		6
	Lee, Pak	2	5	12	5:24.384	14.608	24.707	25.591	26.448		7
	Correchel, Jose	6	6	11	5:11.973		26.543	26.939	27.879		8
	Cooper, Jared	1	7	10	5:01.330		24.118	25.141	30.133		5
	Tort, Jose	3	8	9	4:06.194		25.484	26.130			11
	Vega, Laz	9	9	8	3:34.875		24.855	25.539			9
	Orell, Ed	8	10	3	1:27.697		26.587				10
	Deppen, Randy	5	11	0							
	Blume, Richard	7	12	0							

Car# 1	2	3	4	5	6	7	8	9	10
Cooper	Lee	Tort	Eich	Deppen	Correchel	Blume	Orell	Vega	Honcho
1. 10/31.406	6/25.961	8/28.069	2/24.660		9/29.128		7/26.587	5/25.802	1/23.939
2. 10/30.037	6/27.481	7/28.128	2/24.106		8/29.056		9/32.629	4/26.457	1/23.236
3. 8/25.892	5/26.494	6/25.484	2/23.820		10/33.179		9/28.481	4/26.602	1/23.464
4. 8/24.897	7/29.324	5/26.063	2/23.828		9/26.999			4/27.480	1/23.405
5. 9/54.772	6/26.413	7/28.734	2/23.648		8/26.979			4/25.661	1/23.683
6. 9/26.002	6/27.467	7/30.615	2/24.192		8/27.675			4/24.921	1/24.049
7. 9/26.082	7/30.581	6/26.168	1/24.524		8/29.972			4/24.855	2/27.645
8. 9/24.118	6/24.707	7/26.593	2/24.742		8/26.543			5/33.097	1/23.505
9. 8/33.329	5/25.002	6/26.340	1/24.315		7/27.275				2/25.084
10. 7/24.795	5/28.392		1/23.805		6/26.897				2/23.766
11.	5/25.873		1/26.142		6/28.270				2/26.238
12.	5/26.689		1/24.814						3/30.287
13.			1/24.162						3/23.641

Car# 11	12	13	14	15	16	17	18	19	20
Allen	Delfino								
1. 3/24.763	4/25.545								
2. 3/24.138	5/26.976								
3. 3/24.191	7/31.478								
4. 3/25.866	6/24.953								
5. 3/24.419	5/25.076								
6. 3/25.092	5/25.098								
7. 3/24.362	5/25.426								
8. 3/25.037	4/24.303								
9. 3/24.465	4/24.748								
10. 3/23.849	4/24.193								
11. 3/25.047	4/24.559								
12. 2/24.898	4/27.421								
13. 2/24.019									

Top Qualifiers	Qual#	Laps	Race Time (Difference)		Round	Race	Pos in Race	Fast Lap
Deppen, Randy	1	13	5:11.632		1	5	1	23.372
Eich, Dustin	2	13	5:16.758	5.126	2	5	1	23.648
Allen, Tom	3	13	5:20.146	3.388	2	5	2	23.849
Honcho, Mike	4	13	5:21.942	1.796	2	5	3	23.236
Cooper, Jared	5	12	5:08.678		1	5	3	24.495
Delfino, Scott	6	12	5:09.776	1.098	2	5	4	24.193
Lee, Pak	7	12	5:24.384	14.60	2	5	5	24.707
Correchel, Jose	8	11	5:11.973		2	5	6	26.543
Vega, Laz	9	11	5:13.164	1.191	1	5	7	26.145
Orell, Ed	10	11	5:24.912	11.74	1	5	9	26.023

2WD Stock

Top Qualifier is Lopez, Jader 13/5: 13.435 (Rnd 1)

Round 2

6

Coral Springs RC Track Race Day

Ser#42318

Timing and Scoring by www.RCScoringPro.com

Sponsor	Driver Name	Car	Pos	Laps	Race Time	Behind	Fast Lap	Average Top 5	Top 10	Top 15	Q#
	Lopez, Jader	5	1	13	5:17.752		23.598	23.668	23.902		1
	Chavez, Daniel	3	2	12	5:01.666		24.145	24.221	24.489		3
	Lee, Pak	2	3	12	5:18.187	16.521	25.581	25.742	26.082		6
	Applegate, Mke	1	4	12	5:18.801	17.135	23.864	24.304	25.871		4
	Montiel, Christian	4	5	11	5:02.520		25.233	25.779	27.158		7
	Hutton, Jonathan	6	6	9	3:56.613		25.198	25.588			10

Car#	1	2	3	4	5	6	7	8	9	10
	Applegate	Lee	Chavez	Montiel	Lopez	Hutton				
1.	6/27.601	5/26.471	2/24.442	3/25.233	1/23.786	4/26.118				
2.	6/28.587	3/25.581	2/24.272	5/29.619	1/23.601	4/26.055				
3.	5/24.168	3/27.185	1/24.145	6/29.081	2/28.669	4/28.115				
4.	5/27.319	3/25.743	1/24.446	6/30.936	2/23.598	4/25.938				
5.	5/24.759	3/25.628	1/24.477	6/25.762	2/23.706	4/25.198				
6.	3/23.864	4/25.897	1/24.239	6/25.634	2/24.207	5/25.543				
7.	3/24.438	5/30.179	2/28.582	6/26.077	1/24.048	4/25.702				
8.	3/28.923	5/26.083	2/24.241	6/26.559	1/25.776	4/28.384				
9.	4/29.070	5/26.810	2/28.194	6/27.078	1/24.277	3/25.560				
10.	4/31.022	3/26.244	2/24.207	5/26.187	1/23.909					
11.	4/24.512	3/25.859	2/25.532	5/30.354	1/23.651					
12.	4/24.538	3/26.507	2/24.889		1/24.234					
13.					1/24.290					

Top Qualifiers	Qual#	Laps	Race Time (Difference)	Round	Race	Pos in Race	Fast Lap
Lopez, Jader	1	13	5:13.435	1	6	1	23.705
Cook, Ayrton	2	13	5:23.128 9.693	1	7	1	24.394
Chavez, Daniel	3	12	5:00.917	1	6	2	24.210
Applegate, Mike	4	12	5:02.288 1.371	1	6	3	23.677
Allen, Tom	5	12	5:14.111 11.82	1	7	2	24.759
Lee, Pak	6	12	5:16.902 2.791	1	6	4	25.446
Montiel, Christian	7	11	5:02.520	2	6	5	25.233
Motzner, Cody	8	11	5:07.947 5.427	1	7	3	24.509
Vega, Laz	9	11	5:08.930 0.983	1	7	4	26.105
Hutton, Jonathan	10	11	5:09.514 0.584	1	6	6	25.245

2WD Stock

Top Qualifier is Lopez, Jader 13/5: 13.435 (Rnd 1)

Round 2

7

Coral Springs RC Track Race Day

Ser#42318

Timing and Scoring by www.RCScoringPro.com

Sponsor	Driver Name	Car	Pos	Laps	Race Time	Behind	Fast Lap	Average Top 5	Top 10	Top 15	Q#
	Cook, Ayrton	6	1	13	5:17.545		23.699	23.979	24.108		2
	Allen, Tom	7	2	12	5:14.348		23.994	24.275	25.325		5
	Vega, Laz	4	3	12	5:15.583	1.235	25.212	25.487	25.680		6
	Mbtzner, Cody	1	4	12	5:26.413	12.065	24.273	25.313	26.527		8
	Gimenez, Carlos	5	5	10	5:01.700		28.090	28.657	30.170		12
	Gonzalez, Omar	2	6	10	5:27.786	26.086	29.760	30.871	32.779		13
	Torres, Amaury	3	7	4	1:47.911		26.124				11

Car#	1	2	3	4	5	6	7	8	9	10
	Motzner	Gonzalez	Torres	Vega	Gimenez	Cook	Allen			
1.	4/28.722	5/30.528	3/28.478	6/31.074	7/31.801	1/24.333	2/24.575			
2.	5/31.529	7/36.846	3/26.360	4/25.505	6/29.791	1/27.098	2/28.810			
3.	5/24.273	7/30.917	3/26.949	4/27.712	6/29.192	1/23.968	2/26.060			
4.	5/29.614	7/36.718	3/26.124	4/25.619	6/32.596	1/24.248	2/28.438			
5.	4/25.770	6/29.760		3/25.746	5/28.090	1/24.964	2/24.386			
6.	4/26.526	6/32.426		3/25.569	5/31.972	1/24.407	2/24.599			
7.	4/24.962	6/32.390		3/25.593	5/28.296	1/24.244	2/23.994			
8.	4/25.034	6/33.857		3/25.557	5/28.402	1/23.699	2/28.200			
9.	4/26.700	6/33.582		3/25.974	5/29.306	1/24.126	2/24.463			
10.	4/29.274	6/30.762		3/25.776	5/32.254	1/23.946	2/24.496			
11.	4/27.309			2/25.212		1/24.155	3/32.293			
12.	4/26.700			3/26.246		1/24.175	2/24.034			
13.						1/24.182				

Top Qualifiers	Qual#	Laps	Race Time (Difference)	Round	Race	Pos in Race	Fast Lap
Lopez, Jader	1	13	5:13.435	1	6	1	23.705
Cook, Ayrton	2	13	5:17.545 4.110	2	7	1	23.699
Chavez, Daniel	3	12	5:00.917	1	6	2	24.210
Applegate, Mike	4	12	5:02.288 1.371	1	6	3	23.677
Allen, Tom	5	12	5:14.111 11.82	1	7	2	24.759
Vega, Laz	6	12	5:15.583 1.472	2	7	3	25.212
Lee, Pak	7	12	5:16.902 1.319	1	6	4	25.446
Motzner, Cody	8	12	5:26.413 9.511	2	7	4	24.273
Montiel, Christian	9	11	5:02.520	2	6	5	25.233
Hutton, Jonathan	10	11	5:09.514 6.994	1	6	6	25.245

Mod Truck

Top Qualifier is Lee, Pak 12/5: 25.932 (Rnd 1)

Round 2

8

Coral Springs RC Track Race Day

Ser#42318

Timing and Scoring by www.RCScoringPro.com

Sponsor	Driver Name	Car	Pos	Laps	Race Time	Behind	Fast Lap	Average Top 5	Top 10	Top 15	Q#
	Lee, Pak	3	1	12	5:17.347		24.877	25.175	25.654		1
	Hutton, Jonathan	2	2	11	5:09.751		25.949	26.319	27.648		2
	Correchel, Jose	4	3	11	5:34.852	25.101	26.692	27.957	29.944		5
	Souza, Cesar	5	4	9	4:17.471		25.580	26.042			4
	Cooper, Jared	1	5	0							
	Delfino, Scott	6	6	0							

Car#	1	2	3	4	5	6	7	8	9	10
	Cooper	Hutton	Lee	Correchel	Souza	Delfino				
1.		4/33.136	1/26.416	3/29.119	2/27.220					
2.		3/26.181	1/25.713	4/33.849	2/25.580					
3.		2/25.949	1/25.442	4/32.095	3/32.948					
4.		2/26.255	1/25.078	4/31.221	3/26.267					
5.		3/33.267	1/25.056	4/28.750	2/25.690					
6.		3/26.165	1/29.770	4/26.692	2/29.356					
7.		3/27.593	1/26.489	4/27.584	2/26.075					
8.		3/27.112	1/25.422	4/31.888	2/26.596					
9.		2/27.045	1/31.038	4/30.603	3/37.739					
10.		2/27.169	1/26.105	3/27.640						
11.		2/29.879	1/24.877	3/35.411						
12.			1/25.941							

Top Qualifiers	Qual#	Laps	Race Time (Difference)	Round	Race	Pos in Race	Fast Lap
Lee, Pak	1	12	5:17.347	2	8	1	24.877
Hutton, Jonathan	2	12	5:27.457 10.11	1	8	2	25.418
Delfino, Scott	3	11	5:06.465	1	8	3	25.884
Souza, Cesar	4	11	5:17.726 11.26	1	8	4	24.738
Correchel, Jose	5	11	5:34.852 17.12	2	8	3	26.692
Cooper, Jared	6	6	2:48.356	1	8	6	25.349

Pro 4 Mod (B Main)

Top Qualifier is Souza, Cesar 12/5: 26.035 (Rnd 2)

Round 3

1

Coral Springs RC Track Race Day

Ser#42318

Timing and Scoring by www.RCScoringPro.com

Sponsor	Driver Name	Car	Pos	Laps	Race Time	Behind	Fast Lap	Average Top 5	Top 10	Top 15	Q#
	Garcia, Ricky "Bobby"	5	1	10	5:09.325		27.742	29.017	30.932		10
	Gimenez, Carlos	3	2	10	5:15.053	5.728	28.125	29.212	31.505		9
	Pagan, Harold	1	3	10	5:30.084	20.759	28.104	31.304	33.008		13
	Espinosa, Richard	6	4	9	5:01.441		28.893	30.934			12
	Leal, Jenessa	4	5	7	5:21.552		40.222	44.274			14
	Blume, Richard	8	6	4	2:14.926		32.182				11
	Delfino, Scott	2	7	0							15

Car#	1	2	3	4	5	6	7	8	9	10
	Pagan	Delfino	Gimenez	Leal	Garcia	Espinosa		Blume		
1.	4/33.946		1/28.125	6/52.763	3/32.352	2/30.634		5/34.224		
2.	4/30.677		1/29.416	6/40.222	3/27.742	2/28.893		5/34.353		
3.	4/32.377		1/28.443	6/45.203	2/29.246	3/35.916		5/32.182		
4.	5/37.947		1/33.934	6/47.421	2/34.897	3/32.956		4/34.167		
5.	4/34.922		1/31.974	5/43.975	2/29.626	3/36.881				
6.	3/28.104		1/30.651	5/46.722	2/31.052	4/37.104				
7.	3/33.239		1/31.586	5/45.246	2/30.303	4/30.330				
8.	3/32.771		1/30.011		2/35.636	4/31.859				
9.	3/32.589		2/40.846		1/28.383	4/36.868				
10.	3/33.512		2/30.067		1/30.088					

Nitro Buggy (A Main)

Top Qualifier is Perez, Luis 12/5: 17.695 (Rnd 1)

Round 3

2

Coral Springs RC Track Race Day

Ser#42318

Timing and Scoring by www.RCScoringPro.com

Sponsor	Driver Name	Car	Pos	Laps	Race Time	Behind	Fast Lap	Average Top 5	Top 10	Top 15	Q#
	Perez, Luis	1	1	36	15:17.049		22.625	23.234	23.513	23.764	1
	Deppen, Randy	5	2	36	15:30.922	13.873	22.633	23.154	23.388	23.535	2
	Bellotti, Mke	2	3	35	15:21.133		23.416	23.909	24.132	24.341	3
	Tort, Jose	9	4	33	15:03.309		23.971	24.448	24.651	24.897	5
	Gibson, Adrian	4	5	26	13:01.122		25.682	26.530	27.037	27.528	4
	Garcia, Ricky "Bobby"	8	6	24	15:00.249		27.728	29.261	30.606	31.830	6
	Navarro, Eddie	3	7	16	13:50.901		17.692	25.310	29.527	32.090	7
	Davis, Teddy	7	8	1	2:03.451		123.451				9
	Arbucias, Ubaldo "Waldo"	6	9	0							8
Car# 1	2	3	4	5	6	7	8	9	10		
Perez	Bellotti	Navarro	Gibson	Deppen	Arbucias	Davis	Garcia	Tort			
1. 1/22.625	3/24.304	6/34.149	4/25.982	2/23.600		8/123.451	7/101.915	5/33.597			
2. 1/25.064	3/30.197	6/29.792	2/27.995	4/31.574			7/38.964	5/25.489			
3. 1/24.903	3/30.660	6/32.015	5/37.665	2/24.044			7/29.250	4/28.052			
4. 1/25.528	3/25.050	6/36.211	5/30.127	2/27.946			7/39.378	4/24.446			
5. 1/24.621	3/24.605	6/38.209	5/29.615	2/25.042			7/32.462	4/25.827			
6. 1/24.159	4/29.325	6/17.692	5/25.682	2/24.174			7/31.890	3/25.374			
7. 1/27.679	4/24.372	6/19.933	5/30.672	2/24.141			7/34.020	3/25.187			
8. 1/28.177	4/27.411	6/36.695	5/34.480	2/24.090			7/29.603	3/24.826			
9. 1/28.645	4/24.835	6/34.769	5/27.513	2/27.901			7/39.900	3/25.923			
10. 1/24.581	4/25.727	6/34.252	5/28.096	2/23.843			7/43.859	3/24.480			
11. 1/28.672	4/27.359	7/349.554	5/32.221	2/28.961			6/51.586	3/25.484			
12. 2/29.516	4/24.649	7/28.782	5/26.960	1/24.463			6/27.728	3/26.724			
13. 2/24.612	4/24.192	7/36.550	5/33.562	1/24.868			6/34.851	3/25.827			
14. 2/23.485	3/25.140	7/33.538	5/36.739	1/23.624			6/35.413	4/38.968			
15. 2/24.661	3/23.972	7/30.349	5/27.661	1/23.449			6/29.888	4/24.713			
16. 2/24.709	3/24.981	7/38.411	5/28.113	1/23.786			6/33.902	4/26.305			
17. 2/24.075	3/25.311		5/28.724	1/29.945			6/29.834	4/24.681			
18. 1/24.782	3/36.073		5/41.044	2/36.339			6/32.652	4/24.941			
19. 2/43.427	3/27.779		5/27.035	1/23.761			6/35.618	4/25.411			
20. 2/23.881	3/25.253		5/27.360	1/23.225			6/31.784	4/31.595			
21. 2/23.651	3/28.195		5/27.737	1/23.175			6/35.185	4/24.960			
22. 2/23.115	3/23.897		5/30.487	1/23.344			6/36.163	4/24.663			
23. 2/23.447	3/24.154		5/26.989	1/22.633			6/30.971	4/27.837			
24. 2/23.552	3/24.349		5/31.574	1/23.849			6/33.433	4/26.023			
25. 2/26.620	3/24.723		5/29.635	1/35.389				4/40.949			
26. 1/23.799	3/26.043		5/27.454	2/26.462				4/26.200			
27. 1/23.498	3/24.555			2/25.226				4/25.523			
28. 1/24.286	3/26.304			2/28.509				4/30.788			
29. 1/24.293	3/26.556			2/23.395				4/27.012			
30. 1/24.158	3/23.416			2/29.301				4/24.833			
31. 1/24.439	3/26.458			2/23.670				4/23.971			
32. 1/25.665	3/25.739			2/24.303				4/34.343			
33. 1/24.629	3/36.332			2/24.272				4/28.357			
34. 1/24.656	3/25.112			2/23.778							
35. 1/24.832	3/24.105			2/23.890							
36. 1/24.607				2/30.950							

E-buggy (A Main)

Top Qualifier is Perez, Luis 12/5: 15.605 (Rnd 1)

Round 3

3

Coral Springs RC Track Race Day

Ser#42318

Timing and Scoring by www.RCScoringPro.com

Sponsor	Driver Name	Car	Pos	Laps	Race Time	Behind	Fast Lap	Average Top 5	Top 10	Top 15	Q#
	Perez, Luis	8	1	24	10:00.812		22.885	23.414	23.707	23.948	1
	Hutton, Jonathan	7	2	23	10:25.876		25.318	25.909	26.298	26.626	4
	Souza, Cesar	3	3	22	10:05.458		23.146	23.130	23.961	25.288	6
	Orell, Ed	2	4	21	10:12.711		26.119	26.400	27.041	27.652	5
	Davis, Teddy	10	5	21	10:23.230	10.519	26.703	21.936	24.965	26.325	11
	Merrill, James	4	6	21	10:29.560	16.849	26.389	26.744	27.287	28.497	8
	Johnston, Richard	5	7	21	10:30.585	17.874	24.722	25.699	26.745	28.169	3
	Hancock, John	9	8	19	10:19.602		27.452	28.285	29.217	30.446	7
	Blume, Richard	6	9	18	10:35.716		29.083	31.379	32.711	34.286	9
	Brown, Bruce	1	10	15	10:11.376		29.349	30.234	32.663	40.758	10
	Shoppmeyer, Nick	11	11	0							2

Car#	1	2	3	4	5	6	7	8	9	10
	Brown	Orell	Souza	Merrill	Johnston	Blume	Hutton	Perez	Hancock	Davis
1.	9/37.369	4/27.131	2/19.675	6/28.908	7/32.050	8/37.140	5/28.369	3/22.885	10/45.244	1/1.969
2.	10/115.836	7/31.857	2/23.146	4/26.881	6/24.722	8/38.559	5/28.011	3/24.489	9/30.740	1/29.072
3.	11/31.189	5/26.619	2/24.836	6/33.491	7/33.036	10/34.740	4/26.805	3/28.944	9/28.333	8/32.958
4.	10/30.217	4/28.073	1/28.629	5/31.502	6/31.857	9/31.803	3/27.977	2/23.988	8/27.798	7/28.946
5.	10/29.349	4/28.515	1/26.801	6/34.390	5/32.784	9/33.761	3/27.092	2/24.732	8/30.396	7/34.203
6.	10/29.998	4/31.173	1/25.072	6/30.452	5/25.715	9/33.276	3/27.690	2/25.116	8/29.449	7/30.062
7.	10/33.455	4/31.986	1/24.326	6/26.867	5/25.879	9/32.111	3/26.413	2/23.566	8/31.122	7/26.792
8.	10/37.821	6/35.305	2/32.217	5/27.806	4/27.704	9/39.190	3/28.983	1/24.085	8/32.350	7/29.388
9.	10/36.941	5/29.758	2/31.541	6/34.840	4/28.200	9/29.083	3/26.747	1/24.460	8/29.257	7/35.540
10.	10/31.391	5/28.276	2/27.122	6/27.182	4/27.285	9/37.838	3/27.143	1/24.750	8/30.154	7/27.416
11.	10/40.682	5/28.011	2/24.446	6/26.389	4/30.155	9/32.238	3/27.632	1/24.187	8/30.993	7/29.165
12.	10/43.669	5/26.832	2/33.362	6/26.835	4/29.075	9/33.475	3/28.857	1/24.426	8/41.083	7/28.876
13.	10/46.736	5/28.784	2/24.262	6/31.262	4/31.688	9/34.961	3/26.122	1/24.621	8/32.953	7/26.703
14.	10/30.419	5/33.710	2/35.456	4/26.747	7/40.596	9/31.662	3/27.166	1/24.589	8/30.009	6/27.006
15.	10/36.304	4/29.033	3/33.371	6/33.951	7/30.122	9/37.227	2/27.780	1/32.126	8/37.101	5/28.490
16.		5/33.901	2/25.108	4/30.675	7/37.584	9/43.088	3/26.918	1/24.049	8/39.219	6/36.512
17.		4/26.119	3/28.837	5/30.696	7/26.691	9/36.418	2/26.085	1/23.652	8/37.365	6/27.212
18.		4/27.370	3/24.500	6/32.198	7/26.360	9/39.146	2/26.075	1/24.068	8/27.452	5/29.697
19.		4/26.252	3/28.325	7/27.711	6/25.819		2/27.387	1/26.244	8/28.584	5/27.220
20.		4/26.179	3/31.282	6/27.546	7/31.270		2/25.947	1/23.168		5/29.013
21.		4/27.827	3/24.242	6/33.231	7/31.993		2/25.318	1/30.176		5/27.962
22.			3/28.902				2/26.546	1/24.878		
23.							2/28.813	1/23.816		
24.								1/23.797		

Pro 4 Mod (A Main)

Top Qualifier is Souza, Cesar 12/5: 26.035 (Rnd 2)

Round 3

4

Coral Springs RC Track Race Day

Ser#42318

Timing and Scoring by www.RCScoringPro.com

Sponsor	Driver Name	Car	Pos	Laps	Race Time	Behind	Fast Lap	Average Top 5	Top 10	Top 15	Q#
	Souza, Cesar	7	1	12	5:17.039		24.789	25.781	26.217		1
	Orell, Ed	2	2	11	5:17.933		25.016	27.014	28.427		2
	Torres, Amaury	5	3	11	5:28.754	10.821	24.740	26.257	29.073		3
	Baio, Joe	4	4	10	5:14.165		28.956	29.779	31.417		4
	Leal, Silvo	3	5	10	5:27.256	13.091	22.191	24.919	28.584		5
	Gimenez, Carlos	10	6	9	5:10.031		27.690	30.599			Bump
	Gonzalez, Omar	1	7	9	5:26.004	15.973	31.560	33.370			8
	Torres, Julian	8	8	9	5:27.016	16.985	20.923	29.009			7
	Garcia, Ricky "Bobby"	9	9	8	5:22.305		34.803	37.836			Bump
	Gibson, Adrian	6	10	4	2:21.080		31.834				6

Car#	1	2	3	4	5	6	7	8	9	10
	Gonzalez	Orell	Leal	Baio	Torres	Gibson	Souza	Torres	Garcia	Gimenez
1.	9/43.514	4/33.667	1/13.687	3/30.713	7/36.113	5/34.802	2/24.789	6/35.840	8/38.705	10/47.793
2.	8/33.324	5/28.531	1/22.191	4/30.222	6/28.573	7/31.834	2/26.481	3/20.923	9/43.242	10/35.608
3.	9/33.110	4/25.016	8/29.995	5/29.952	6/26.236	7/33.006	2/26.332	10/34.105	12/42.552	11/37.792
4.	7/35.797	2/28.874	5/32.543	3/30.618	4/30.801	6/41.438	1/26.157	9/42.421	10/37.587	8/29.710
5.	6/31.560	2/26.848	5/31.831	4/38.591	3/38.022		1/25.947	8/33.631	9/47.329	7/27.690
6.	7/35.258	2/32.950	5/29.805	4/28.956	3/24.946		1/27.423	8/31.521	9/38.859	6/30.751
7.	7/34.344	2/28.430	5/29.245	4/29.796	3/27.041		1/25.678	8/33.797	9/34.803	6/35.845
8.	7/34.513	2/27.293	5/29.666	4/32.361	3/24.740		1/27.051	8/31.872	9/39.228	6/32.081
9.	7/44.584	2/28.893	5/31.186	4/29.970	3/28.691		1/26.589	8/35.808		6/32.761
10.		2/27.485	5/35.693	4/32.986	3/28.322		1/27.445			
11.		2/29.946			3/35.269		1/26.519			
12.							1/26.628			

Mod Truck (A Main)

Top Qualifier is Lee, Pak 12/5: 17.347 (Rnd 2)

Round 3

7

Coral Springs RC Track Race Day

Ser#42318

Timing and Scoring by www.RCScoringPro.com

Sponsor	Driver Name	Car	Pos	Laps	Race Time	Behind	Fast Lap	Average Top 5	Top 10	Top 15	Q#
	Lopez, Jader	7	1	13	5:13.539		22.545	22.769	23.174		9998
	Lee, Pak	3	2	12	5:10.607		24.500	24.926	25.360		1
	Hutton, Jonathan	2	3	12	5:12.770	2.163	24.739	25.210	25.641		2
	Correchel, Jose	4	4	9	4:25.767		27.049	27.891			5
	Souza, Cesar	5	5	4	2:01.741		26.839				4
	Delfino, Scott	6	6	0							3
	Cooper, Jared	1	7	0							6

Car#	1	2	3	4	5	6	7	8	9	10
	Cooper	Hutton	Lee	Correchel	Souza	Delfino	Lopez			
1.		2/27.723	1/24.500	4/30.457	5/32.989		3/27.920			
2.		3/28.637	1/25.776	4/28.595	5/33.581		2/26.632			
3.		3/25.618	1/25.413	4/28.108	5/26.839		2/22.831			
4.		3/25.438	2/30.643	4/27.374	5/28.332		1/27.248			
5.		3/25.755	2/25.528	4/32.263			1/22.737			
6.		3/25.898	2/25.813	4/27.049			1/22.779			
7.		3/25.031	2/24.704	4/32.537			1/23.428			
8.		3/24.739	2/24.767	4/28.330			1/23.023			
9.		3/26.210	2/25.631	4/31.054			1/24.163			
10.		3/25.819	2/25.246				1/22.952			
11.		3/26.676	2/26.223				1/22.545			
12.		3/25.226	2/26.363				1/23.419			
13.							1/23.862			