

## Coral Springs RC Track Race Day

Ser#42318

 Timing and Scoring by [www.RCScoringPro.com](http://www.RCScoringPro.com)


Sponsor	Driver Name	Car	Pos	Laps	Race Time	Behind	Fast Lap	Average Top 5	Top 10	Top 15	Q#
	Mennella, Mchael	4	1	11	5:07.671		27.496	27.683	27.883		1
	Bellotti, Mke	10	2	11	5:11.422	3.751	27.215	27.523	27.855		2
	Perez, Luis	9	3	11	5:20.982	13.311	27.885	28.325	28.860		3
	Mntiel, Christian	1	4	11	5:28.388	20.717	28.412	28.803	29.405		4
	Neddeff, Matt	8	5	11	5:31.617	23.946	29.121	29.275	29.816		5
	Reyes, Yoandy	3	6	10	5:06.097		28.503	28.781	30.610		6
	Large, Scott	6	7	10	5:14.932	8.835	29.792	30.114	31.493		7
	Barcia, Tom	2	8	10	5:15.034	8.937	30.736	30.937	31.503		8
	Diaz, Mke	5	9	10	5:15.324	9.227	28.325	29.473	31.532		9
	Kirby, Jamin	7	10	0							10

Car#	1	2	3	4	5	6	7	8	9	10
	Montiel	Barcia	Reyes	Mennella	Diaz	Large	Kirby	Neddeff	Perez	Bellotti
1.	9/34.340	7/31.444	4/29.140	1/27.689	8/31.745	6/30.924		5/29.925	3/28.770	2/28.358
2.	7/29.719	8/33.123	4/29.118	1/27.754	9/35.988	6/32.022		5/29.186	3/28.564	2/27.828
3.	7/29.893	8/30.817	3/28.510	1/27.697	9/33.494	6/29.925		4/29.834	2/28.733	5/32.873
4.	7/29.723	8/31.335	3/28.503	1/28.277	9/29.480	6/30.675		5/29.720	2/28.187	4/28.457
5.	6/31.082	7/30.876	4/32.494	1/28.836	9/30.234	8/34.566		5/31.433	2/31.157	3/27.945
6.	6/28.412	8/32.149	4/29.581	1/27.496	9/29.035	7/29.918		5/29.516	2/27.885	3/28.114
7.	6/28.762	9/31.038	4/28.632	1/28.227	7/28.325	8/30.490		5/29.246	3/28.506	2/27.488
8.	6/29.615	7/30.736	4/30.328	1/27.947	8/34.659	9/36.176		5/30.875	3/28.839	2/28.060
9.	6/29.200	8/32.298	4/30.626	1/28.140	7/30.291	9/30.444		5/29.121	3/28.484	2/27.527
10.	5/29.079	8/31.218	6/39.165	1/27.779	9/32.073	7/29.792		4/29.305	3/32.380	2/27.557
11.	4/28.563			1/27.829				5/33.456	3/29.477	2/27.215

# Coral Springs RC Track Race Day

Ser#42318

Timing and Scoring by [www.RCScoringPro.com](http://www.RCScoringPro.com)

Sponsor	Driver Name	Car	Pos	Laps	Race Time	Behind	Fast Lap	Average Top 5	Top 10	Top 15	Q#
	Kirkpatrick, Matt	4	1	11	5:23.627		28.689	29.018	29.300		1
	Kretzschmar, Loren	5	2	10	5:02.381		28.682	29.286	30.238		2
	Allen, Tom	7	3	10	5:02.848	0.467	28.851	29.027	30.285		3
	Barbera, Joe	1	4	10	5:06.634	4.253	29.240	29.532	30.663		4
	Hutton, Jonathan	6	5	10	5:14.085	11.704	30.569	30.797	31.408		5
	Large, Brandon	3	6	9	5:20.760		32.461	33.933			6
	Brown, Bruce	2	7	9	5:29.811	9.051	32.070	34.197			7

Car#	1	2	3	4	5	6	7	8	9	10
	Barbera	Brown	Large	Kirkpatrick	Kretzschmar	Hutton	Allen			
1.	2/29.240	6/32.070	7/33.723	3/29.403	4/29.567	5/30.658	1/29.178			
2.	5/33.071	7/38.263	6/32.461	2/29.381	1/29.096	4/31.449	3/29.722			
3.	5/34.258	7/38.573	6/36.899	1/29.014	2/31.447	3/30.981	4/35.841			
4.	5/29.895	7/40.152	6/35.184	1/29.242	2/32.024	4/30.838	3/29.154			
5.	5/29.255	7/33.200	6/37.326	1/28.689	2/30.218	4/30.569	3/29.097			
6.	5/29.939	7/35.206	6/33.338	1/29.184	3/30.862	4/30.940	2/28.851			
7.	4/29.331	7/37.330	6/38.769	1/30.626	2/29.096	5/31.013	3/31.517			
8.	4/31.286	7/41.839	6/38.103	1/29.006	3/29.989	5/34.623	2/28.853			
9.	4/30.109	7/33.178	6/34.957	1/29.199	3/31.400	5/31.066	2/29.857			
10.	4/30.250			1/29.833	2/28.682	5/31.948	3/30.778			
11.				1/30.050						

Top Qualifiers	Qual#	Laps	Race Time (Difference)	Round	Race	Pos in Race	Fast Lap
Kirkpatrick, Matt	1	11	5:23.627	1	2	1	28.689
Kretzschmar, Loren	2	10	5:02.381	1	2	2	28.682
Allen, Tom	3	10	5:02.848 0.467	1	2	3	28.851
Barbera, Joe	4	10	5:06.634 3.786	1	2	4	29.240
Hutton, Jonathan	5	10	5:14.085 7.451	1	2	5	30.569
Large, Brandon	6	9	5:20.760	1	2	6	32.461
Brown, Bruce	7	9	5:29.811 9.051	1	2	7	32.070

# E-buggy

Top Qualifier is Kirkpatrick, Matt 11/5:23.627 (Rnd 1)

Round 1

3

## Coral Springs RC Track Race Day

Ser#42318

Timing and Scoring by [www.RCScoringPro.com](http://www.RCScoringPro.com)

Sponsor	Driver Name	Car	Pos	Laps	Race Time	Behind	Fast Lap	Average Top 5	Top 10	Top 15	Q#
	Perez, Luis	1	1	11	5:21.825		28.184	28.418	28.929		1
	Large, Scott	7	2	11	5:30.788	8.963	28.802	29.065	29.793		3
	Diaz, Mke	4	3	10	5:02.079		29.094	29.386	30.208		4
	Souza, Cesar	5	4	10	5:12.398	10.319	29.008	29.798	31.240		8
	Barcia, Tom	3	5	0							12
	Kirby, Jamin	6	6	0							13
	Davis, Teddy	2	7	0							14

Car#	1	2	3	4	5	6	7	8	9	10
	Perez	Davis	Barcia	Diaz	Souza	Kirby	Large			
1.	2/29.694			3/30.657	4/34.051		1/28.858			
2.	2/29.538			3/33.350	4/31.276		1/29.755			
3.	1/28.338			3/30.066	4/30.057		2/29.435			
4.	1/28.184			3/30.613	4/30.487		2/28.992			
5.	1/28.729			3/29.158	4/29.602		2/29.240			
6.	2/32.533			3/29.408	4/30.593		1/28.802			
7.	2/29.217			3/29.232	4/30.967		1/29.946			
8.	1/30.024			3/30.463	4/29.835		2/32.858			
9.	1/28.577			3/29.094	4/29.008		2/30.766			
10.	1/28.580			3/30.038	4/36.522		2/30.367			
11.	1/28.411						2/31.769			

Top Qualifiers	Qual#	Laps	Race Time (Difference)	Round	Race	Pos in Race	Fast Lap
Perez, Luis	1	11	5:21.825	1	3	1	28.184
Kirkpatrick, Matt	2	11	5:23.627 1.802	1	2	1	28.689
Large, Scott	3	11	5:30.788 7.161	1	3	2	28.802
Diaz, Mike	4	10	5:02.079	1	3	3	29.094
Kretzschmar, Loren	5	10	5:02.381 0.302	1	2	2	28.682
Allen, Tom	6	10	5:02.848 0.467	1	2	3	28.851
Barbera, Joe	7	10	5:06.634 3.786	1	2	4	29.240
Souza, Cesar	8	10	5:12.398 5.764	1	3	4	29.008
Hutton, Jonathan	9	10	5:14.085 1.687	1	2	5	30.569
Large, Brandon	10	9	5:20.760	1	2	6	32.461

# E-buggy

Top Qualifier is Perez, Luis 11/5: 21.825 (Rnd 1)


Round 1

4

## Coral Springs RC Track Race Day

Ser#42318

Timing and Scoring by [www.RCScoringPro.com](http://www.RCScoringPro.com)

Sponsor	Driver Name	Car	Pos	Laps	Race Time	Behind	Fast Lap	Average Top 5	Top 10	Top 15	Q#
	Montiel, Christian	2	1	11	5:24.427		28.574	28.701	29.161		3
	Intravia, Chris	6	2	11	5:24.509	0.082	27.809	28.051	28.707		4
	Alfaro, Joshua	3	3	11	5:25.629	1.202	28.272	28.806	29.274		5
	Brown, Mke	1	4	10	5:08.464		29.236	29.710	30.846		11
	Orell, Ed	7	5	10	5:12.925	4.461	29.244	29.794	31.292		13
	Lee, Pak	5	6	10	5:19.687	11.223	29.832	30.387	31.969		15
	Louis, Richard	4	7	9	5:33.358		32.682	34.889			18

Car#	1	2	3	4	5	6	7	8	9	10
	Brown	Montiel	Alfaro	Louis	Lee	Intravia	Orell			
1.	3/30.323	1/28.605	5/32.888	7/35.858	6/33.539	2/29.409	4/31.963			
2.	2/29.607	1/29.438	4/30.178	7/36.521	6/34.671	5/37.444	3/29.790			
3.	5/36.826	1/28.574	2/29.201	7/35.410	6/31.383	4/28.652	3/31.964			
4.	5/29.876	1/29.515	2/29.884	7/44.640	6/31.275	4/28.621	3/29.401			
5.	5/31.154	1/32.821	2/28.652	7/36.969	6/31.086	3/29.107	4/32.153			
6.	4/30.543	1/28.831	2/28.904	7/33.976	6/31.028	3/27.809	5/34.269			
7.	4/31.066	1/29.670	2/29.157	7/39.546	5/29.841	3/31.023	6/33.608			
8.	4/29.236	1/28.802	2/29.337	7/32.682	6/36.886	3/28.154	5/30.616			
9.	4/30.007	1/29.394	2/30.112	7/37.756	6/30.146	3/28.309	5/29.244			
10.	4/29.826	1/30.085	3/29.044		6/29.832	2/27.884	5/29.917			
11.		1/28.692	3/28.272			2/28.097				

Top Qualifiers	Qual#	Laps	Race Time (Difference)	Round	Race	Pos in Race	Fast Lap
Perez, Luis	1	11	5:21.825	1	3	1	28.184
Kirkpatrick, Matt	2	11	5:23.627 1.802	1	2	1	28.689
Montiel, Christian	3	11	5:24.427 0.800	1	4	1	28.574
Intravia, Chris	4	11	5:24.509 0.082	1	4	2	27.809
Alfaro, Joshua	5	11	5:25.629 1.120	1	4	3	28.272
Large, Scott	6	11	5:30.788 5.159	1	3	2	28.802
Diaz, Mike	7	10	5:02.079	1	3	3	29.094
Kretzschmar, Loren	8	10	5:02.381 0.302	1	2	2	28.682
Allen, Tom	9	10	5:02.848 0.467	1	2	3	28.851
Barbera, Joe	10	10	5:06.634 3.786	1	2	4	29.240

# E-buggy

Top Qualifier is Perez, Luis 11/5: 21.825 (Rnd 1)

Round 1

5

## Coral Springs RC Track Race Day

Ser#42318

Timing and Scoring by [www.RCScoringPro.com](http://www.RCScoringPro.com)

Sponsor	Driver Name	Car	Pos	Laps	Race Time	Behind	Fast Lap	Average Top 5	Top 10	Top 15	Q#
	Mennella, Mchael	4	1	11	5:12.114		27.326	27.847	28.265		1
	Deppen, Randy	7	2	11	5:16.178	4.064	28.159	28.301	28.573		2
	Reyes, Jaron	6	3	10	5:09.893		29.805	30.308	30.989		14
	Honcho, Mke	2	4	8	5:01.597		31.309	32.430			22
	Merrill, James	1	5	8	5:14.122	12.525	31.757	33.377			23
	Uhrick, Eric	5	6	5	2:39.893		30.144	31.979			24
	Ouko, Dan	3	7	0							28

Car#	1	2	3	4	5	6	7	8	9	10
	Merrill	Honcho	Ouko	Mennella	Uhrick	Reyes	Deppen			
1.	5/31.757	6/70.355		2/29.465	3/30.144	4/31.343	1/28.469			
2.	5/33.997			1/27.326	4/31.514	3/29.839	2/28.442			
3.	5/33.000	6/69.094		1/27.935	4/30.469	3/30.901	2/29.087			
4.	5/42.910	6/31.332		1/27.994	4/34.112	3/30.289	2/28.177			
5.	5/36.303	6/31.309		1/28.083	4/33.654	3/30.708	2/28.521			
6.	5/65.786	4/31.939		1/28.855		3/30.959	2/29.133			
7.	5/38.539	4/31.902		1/28.132		3/31.969	2/28.713			
8.	5/31.830	4/35.666		1/28.618		3/32.377	2/28.159			
9.				1/29.456		3/31.703	2/30.444			
10.				1/28.355		3/29.805	2/28.257			
11.				1/27.895			2/28.776			

	Top Qualifiers	Qual#	Laps	Race Time (Difference)	Round	Race	Pos in Race	Fast Lap
	Mennella, Michael	1	11	5:12.114	1	5	1	27.326
	Deppen, Randy	2	11	5:16.178 4.064	1	5	2	28.159
	Perez, Luis	3	11	5:21.825 5.647	1	3	1	28.184
	Kirkpatrick, Matt	4	11	5:23.627 1.802	1	2	1	28.689
	Montiel, Christian	5	11	5:24.427 0.800	1	4	1	28.574
	Intravia, Chris	6	11	5:24.509 0.082	1	4	2	27.809
	Alfaro, Joshua	7	11	5:25.629 1.120	1	4	3	28.272
	Large, Scott	8	11	5:30.788 5.159	1	3	2	28.802
	Diaz, Mike	9	10	5:02.079	1	3	3	29.094
	Kretzschmar, Loren	10	10	5:02.381 0.302	1	2	2	28.682



# Coral Springs RC Track Race Day

Ser#42318

Timing and Scoring by [www.RCScoringPro.com](http://www.RCScoringPro.com)

Sponsor	Driver Name	Car	Pos	Laps	Race Time	Behind	Fast Lap	Average Top 5	Top 10	Top 15	Q#
	Record, Corey	4	1	11	5:17.524		27.841	28.160	28.573		1
	Kirkpatrick, Matt	2	2	11	5:25.717	8.193	28.728	28.906	29.211		2
	Lazar, Janos "Lazi"	7	3	10	5:06.822		28.519	28.838	30.682		3
	Barbera, Joe	3	4	10	5:21.036	14.214	30.687	31.184	32.104		4
	Torres, Amaury	6	5	10	5:23.841	17.019	30.804	31.398	32.384		5
	Orell, Ed	8	6	9	5:18.602		31.797	33.302			6
	Leal, Jenessa	1	7	6	5:09.924		47.833	50.664			7
	Davis, Teddy	5	8	0							8

Car# 1	2	3	4	5	6	7	8	9	10
Leal	Kirkpatrick	Barbera	Record	Davis	Torres	Lazar	Orell		
1. 7/50.674	3/29.642	4/32.161	2/28.623		5/34.102	1/28.615	6/34.712		
2. 7/47.950	2/30.143	4/32.666	1/28.400		5/31.334	3/31.870	6/37.586		
3. 7/55.834	2/29.139	4/31.484	1/27.896		5/33.837	3/28.689	6/38.744		
4. 7/51.030	2/28.877	5/35.299	1/28.782		4/30.804	3/29.932	6/32.808		
5. 7/56.603	2/29.081	4/31.065	1/28.987		5/33.734	3/36.122	6/34.261		
6. 7/47.833	2/28.728	4/32.300	1/28.518		5/33.097	3/31.756	6/40.789		
7.	2/29.192	4/32.692	1/29.695		5/31.958	3/28.519	6/32.931		
8.	2/28.788	4/30.818	1/28.143		5/31.861	3/28.993	6/31.797		
9.	2/29.055	4/30.687	1/27.841		5/31.033	3/32.952	6/34.974		
10.	2/33.602	4/31.864	1/28.842		5/32.081	3/29.374			
11.	2/29.470		1/31.797						

Top Qualifiers	Qual#	Laps	Race Time (Difference)		Round	Race	Pos in Race	Fast Lap
Record, Corey	1	11	5:17.524		1	6	1	27.841
Kirkpatrick, Matt	2	11	5:25.717	8.193	1	6	2	28.728
Lazar, Janos "Lazi"	3	10	5:06.822		1	6	3	28.519
Barbera, Joe	4	10	5:21.036	14.21	1	6	4	30.687
Torres, Amaury	5	10	5:23.841	2.805	1	6	5	30.804
Orell, Ed	6	9	5:18.602		1	6	6	31.797
Leal, Jenessa	7	6	5:09.924		1	6	7	47.833
Davis, Teddy	8	0			1	6	8	

# Pro 4 Mod

Top Qualifier is Record, Corey 11/5: 17.524 (Rnd 1)

Round 1

7

## Coral Springs RC Track Race Day

Ser#42318

Timing and Scoring by [www.RCScoringPro.com](http://www.RCScoringPro.com)

Sponsor	Driver Name	Car	Pos	Laps	Race Time	Behind	Fast Lap	Average Top 5	Top 10	Top 15	Q#
	Baio, Joe	4	1	10	5:31.222		30.636	31.269	33.122		6
	Souza, Cesar	6	2	9	5:08.863		30.072	32.185			7
	Leal, Silvo	2	3	8	5:00.448		33.325	35.466			9
	Merrill, James	3	4	8	5:19.107	18.659	33.456	36.133			10
	Louis, Richard	1	5	8	5:19.938	19.490	36.248	37.692			11
	Deppen, Randy	5	6	0							14

Car#	1	2	3	4	5	6	7	8	9	10
	Louis	Leal	Merrill	Baio	Deppen	Souza				
1.	4/40.862	2/39.305	5/42.914	1/31.621		3/39.575				
2.	3/39.287	4/45.120	5/48.158	2/41.600		1/32.733				
3.	3/37.347	4/35.439	5/35.670	2/31.483		1/31.895				
4.	4/42.601	3/38.122	5/40.438	2/30.636		1/30.072				
5.	4/39.007	3/38.694	5/33.456	1/30.881		2/39.439				
6.	4/36.572	3/33.325	5/36.868	1/32.928		2/34.339				
7.	5/36.248	3/35.447	4/34.231	1/31.722		2/34.586				
8.	5/48.014	3/34.996	4/47.372	1/31.799		2/32.981				
9.				1/31.925		2/33.243				
10.				1/36.627						

Top Qualifiers	Qual#	Laps	Race Time (Difference)	Round	Race	Pos in Race	Fast Lap
Record, Corey	1	11	5:17.524	1	6	1	27.841
Kirkpatrick, Matt	2	11	5:25.717 8.193	1	6	2	28.728
Lazar, Janos "Lazi"	3	10	5:06.822	1	6	3	28.519
Barbera, Joe	4	10	5:21.036 14.21	1	6	4	30.687
Torres, Amaury	5	10	5:23.841 2.805	1	6	5	30.804
Baio, Joe	6	10	5:31.222 7.381	1	7	1	30.636
Souza, Cesar	7	9	5:08.863	1	7	2	30.072
Orell, Ed	8	9	5:18.602 9.739	1	6	6	31.797
Leal, Silvo	9	8	5:00.448	1	7	3	33.325
Merrill, James	10	8	5:19.107 18.65	1	7	4	33.456



# Coral Springs RC Track Race Day

Ser#42318

Timing and Scoring by [www.RCScoringPro.com](http://www.RCScoringPro.com)

Sponsor	Driver Name	Car	Pos	Laps	Race Time	Behind	Fast Lap	Average Top 5	Top 10	Top 15	Q#
	Eich, Dustin	8	1	11	5:09.178		27.198	27.613	28.023		1
	Lazar, Janos "Lazi"	4	2	11	5:19.948	10.770	27.747	28.043	28.724		2
	Jordao, Ricardo	12	3	11	5:19.997	10.819	27.503	27.751	28.539		3
	Kretzschmar, Loren	6	4	11	5:22.376	13.198	27.915	28.545	29.160		4
	Record, Corey	2	5	11	5:25.726	16.548	27.494	28.127	29.103		5
	Cooper, Jared	7	6	11	5:28.964	19.786	28.728	28.958	29.634		6
	Neddeff, Matt	10	7	10	5:04.348		29.396	29.763	30.435		7
	Hutton, Jonathan	3	8	10	5:21.308	16.960	30.155	30.617	32.131		8
	Orell, Ed	11	9	10	5:26.946	22.598	30.153	31.029	32.695		9
	Correchel, Jose	9	10	9	5:28.192		32.742	34.879			10
	Ouko, Dan	1	11	0							11
	Torres, Amaury	5	12	0							12

Car# 1	2	3	4	5	6	7	8	9	10
Ouko	Record	Hutton	Lazar	Torres	Kretzschmar	Cooper	Eich	Correchel	Neddeff
1.	1/28.528	10/41.802	8/32.708		5/29.848	2/28.728	3/28.946	9/38.533	6/29.923
2.	2/28.726	10/31.664	7/28.056		5/28.548	4/29.602	1/27.956	9/34.912	6/29.876
3.	2/29.334	9/32.075	4/27.747		3/29.694	6/32.625	1/28.129	10/38.375	5/29.801
4.	5/33.375	8/31.415	2/28.335		3/30.590	7/29.792	1/27.396	10/33.356	4/29.836
5.	5/29.124	8/30.481	2/27.958		3/29.117	7/30.451	1/28.041	10/32.742	6/31.568
6.	4/27.776	8/30.929	2/28.603		3/28.103	6/28.949	1/28.726	10/38.749	7/32.323
7.	6/34.697	8/30.155	2/28.275		3/27.915	5/31.378	1/27.834	10/38.142	7/29.904
8.	6/29.350	8/30.339	3/32.415		4/30.772	5/28.990	1/28.729	10/36.370	7/29.396
9.	5/28.110	8/31.266	2/29.169		3/29.148	6/30.328	1/27.198	10/37.013	7/30.407
10.	5/27.494	8/31.182	2/28.502		4/29.044	6/29.034	1/27.681		7/31.314
11.	5/29.212		2/28.180		4/29.597	6/29.087	1/28.542		

Car# 11	12	13	14	15	16	17	18	19	20
Orell	Jordao								
1.	7/31.698	4/29.177							
2.	8/32.236	3/28.129							
3.	8/31.824	7/34.608							
4.	9/42.928	6/28.721							
5.	9/32.130	4/27.774							
6.	9/32.034	5/29.688							
7.	9/31.059	4/27.965							
8.	9/30.409	2/27.732							
9.	9/30.153	4/30.917							
10.	9/32.475	3/27.503							
11.	3/27.783								

Top Qualifiers	Qual#	Laps	Race Time (Difference)		Round	Race	Pos in Race	Fast Lap
Eich, Dustin	1	11	5:09.178		1	8	1	27.198
Lazar, Janos "Lazi"	2	11	5:19.948	10.77	1	8	2	27.747
Jordao, Ricardo	3	11	5:19.997	0.049	1	8	3	27.503
Kretzschmar, Loren	4	11	5:22.376	2.379	1	8	4	27.915
Record, Corey	5	11	5:25.726	3.350	1	8	5	27.494
Cooper, Jared	6	11	5:28.964	3.238	1	8	6	28.728
Neddeff, Matt	7	10	5:04.348		1	8	7	29.396
Hutton, Jonathan	8	10	5:21.308	16.96	1	8	8	30.155
Orell, Ed	9	10	5:26.946	5.638	1	8	9	30.153
Correchel, Jose	10	9	5:28.192		1	8	10	32.742



# 13.5 4WD Buggy


Round 1



## Coral Springs RC Track Race Day

Ser#42318

Timing and Scoring by [www.RCScoringPro.com](http://www.RCScoringPro.com)

Sponsor	Driver Name	Car	Pos	Laps	Race Time	Behind	Fast Lap	Average Top 5	Top 10	Top 15	Q#
	Allen, Tom	6	1	11	5:14.420		27.518	28.009	28.420		1
	Kirkpatrick, Matt	1	2	11	5:16.684	2.264	27.929	28.223	28.583		2
	Mbrales, Fred	3	3	11	5:20.317	5.897	27.307	27.905	28.809		3
	Lee, Pak	7	4	10	5:01.563		29.149	29.802	30.156		4
	Honcho, Mke	2	5	10	5:21.279	19.716	28.935	30.200	32.128		5
	Rodriguez, Fred	5	6	10	5:25.830	24.267	29.284	29.816	32.583		6
	Record, Jeff	4	7	4	0:00.000						7

Car# 1	2	3	4	5	6	7	8	9	10
Kirkpatrick	Honcho	Morales	Record	Rodriguez	Allen	Lee			
1. 3/29.016	6/30.640	1/27.660		4/30.099	2/28.841	5/30.348			
2. 2/28.581	4/28.935	1/28.288		5/29.770	3/29.341	6/29.712			
3. 2/28.849	4/30.218	1/29.180		6/34.120	3/30.224	5/30.482			
4. 2/27.929	5/34.364	1/28.304		6/36.994	3/28.885	4/30.453			
5. 1/28.428	5/36.419	2/31.245		6/33.361	3/28.112	4/30.411			
6. 1/28.126	5/30.901	2/27.968		6/37.238	3/27.518	4/30.434			
7. 3/30.858	5/30.868	1/27.307		6/30.249	2/27.996	4/29.705			
8. 3/28.941	5/30.339	2/29.789		6/29.284	1/28.175	4/30.774			
9. 3/29.324	5/33.030	2/30.036		6/29.679	1/28.295	4/30.095			
10. 3/28.344	5/35.565	2/28.316		6/35.036	1/28.791	4/29.149			
11. 2/28.288		3/32.224			1/28.242				

Top Qualifiers	Qual#	Laps	Race Time (Difference)		Round	Race	Pos in Race	Fast Lap
Allen, Tom	1	11	5:14.420		1	9	1	27.518
Kirkpatrick, Matt	2	11	5:16.684	2.264	1	9	2	27.929
Morales, Fred	3	11	5:20.317	3.633	1	9	3	27.307
Lee, Pak	4	10	5:01.563		1	9	4	29.149
Honcho, Mike	5	10	5:21.279	19.71	1	9	5	28.935
Rodriguez, Fred	6	10	5:25.830	4.551	1	9	6	29.284
Record, Jeff	7	4	0.000		1	9	7	

# 2WD Modified Buggy


Round 1

**10**

## Coral Springs RC Track Race Day

Ser#42318

Timing and Scoring by [www.RCScoringPro.com](http://www.RCScoringPro.com)

Sponsor	Driver Name	Car	Pos	Laps	Race Time	Behind	Fast Lap	Average Top 5	Top 10	Top 15	Q#
	Applegate, Mke	8	1	11	5:21.476		27.561	28.251	28.755		1
	Intravia, Chris	4	2	11	5:27.667	6.191	28.845	29.014	29.603		2
	Delfino, Scott	6	3	10	5:02.225		29.593	29.816	30.222		3
	Record, Corey	1	4	10	5:02.263	0.038	28.343	28.940	30.226		4
	Lee, Pak	2	5	9	5:01.193		30.398	31.734			5
	Neddeff, Matt	5	6	9	5:03.759	2.566	31.432	32.379			6
	Merrill, James	3	7	9	5:32.441	31.248	32.573	34.185			7
	Cooper, Jared	9	8	6	4:10.340		30.237	35.127			8
	Jordao, Ricardo	10	9	6	5:04.214	53.874	30.533	35.327			9
	Lopez, Jader	7	10	0							10


Car#	1	2	3	4	5	6	7	8	9	10
Record	Lee	Merrill	Intravia	Neddeff	Delfino	Lopez	Applegate	Cooper	Jordao	
1.	2/29.156	8/38.462	7/37.773	1/28.929	5/31.432	3/30.157		6/33.928	4/30.237	9/127.580
2.	3/32.003	7/30.398	8/35.056	1/30.663	6/33.710	2/29.728		5/29.119	4/32.391	9/31.520
3.	2/28.561	7/34.092	8/33.244	1/29.856	6/31.466	3/30.217		4/28.178	5/30.626	9/49.773
4.	4/36.618	7/31.897	8/32.573	1/28.937	5/31.475	3/29.862		2/27.561	6/36.069	9/31.673
5.	4/29.104	6/36.401	7/34.967	3/31.577	5/35.601	2/29.593		1/29.224	8/74.703	9/33.135
6.	4/28.343	6/32.291	7/49.200	2/29.128	5/35.184	3/29.909		1/28.492	8/46.314	9/30.533
7.	4/29.558	6/31.206	7/37.249	2/29.229	5/33.813	3/29.986		1/29.527		
8.	4/29.548	5/33.567	7/37.293	2/31.639	6/35.835	3/32.447		1/28.283		
9.	4/29.836	5/32.879	7/35.086	2/29.373	6/35.243	3/30.208		1/28.823		
10.	4/29.536			2/28.845		3/30.118		1/28.741		
11.				2/29.491				1/29.600		

Top Qualifiers	Qual#	Laps	Race Time (Difference)		Round	Race	Pos in Race	Fast Lap
Applegate, Mike	1	11	5:21.476		1	10	1	27.561
Intravia, Chris	2	11	5:27.667	6.191	1	10	2	28.845
Delfino, Scott	3	10	5:02.225		1	10	3	29.593
Record, Corey	4	10	5:02.263	0.038	1	10	4	28.343
Lee, Pak	5	9	5:01.193		1	10	5	30.398
Neddeff, Matt	6	9	5:03.759	2.566	1	10	6	31.432
Merrill, James	7	9	5:32.441	28.68	1	10	7	32.573
Cooper, Jared	8	6	4:10.340		1	10	8	30.237
Jordao, Ricardo	9	6	5:04.214	53.87	1	10	9	30.533
Lopez, Jader	10	0			1	10	10	

# Coral Springs RC Track Race Day

Ser#42318

Timing and Scoring by [www.RCScoringPro.com](http://www.RCScoringPro.com)

Sponsor	Driver Name	Car	Pos	Laps	Race Time	Behind	Fast Lap	Average Top 5	Top 10	Top 15	Q#
	Record, Corey	8	1	11	5:09.626		26.845	27.645	28.060		1
	Chavez, Daniel	5	2	11	5:20.510	10.884	27.367	28.256	28.739		2
	Mbrales, Fred	7	3	11	5:46.125	36.499	27.852	28.731	29.767		3
	Eich, Dustin	1	4	10	5:08.539		28.977	29.559	30.854		4
	Intravia, Chris	3	5	10	5:21.916	13.377	27.986	28.400	32.192		5
	Hutton, Jonathan	9	6	9	5:03.571		30.316	31.866			6
	Vega, Laz	2	7	9	5:16.359	12.788	30.376	31.866			7
	Louis, Richard	4	8	9	5:22.524	18.953	33.146	33.761			8
	Correchel, Jose	6	9	9	5:33.458	29.887	34.044	34.683			9

Car#	1	2	3	4	5	6	7	8	9	10
	Eich	Vega	Intravia	Louis	Chavez	Correchel	Morales	Record	Hutton	
1.	5/29.329	9/36.206	2/28.242	6/33.292	3/28.897	8/34.712	4/29.112	1/26.845	7/34.662	
2.	5/32.442	8/32.255	2/28.191	6/33.584	3/28.803	9/34.866	4/29.282	1/27.527	7/32.353	
3.	5/29.642	7/37.659	3/30.478	6/36.336	2/29.057	9/38.232	4/30.559	1/29.003	8/39.879	
4.	5/28.977	6/31.286	3/28.821	7/34.437	2/27.367	9/44.228	4/28.678	1/28.061	8/31.081	
5.	5/30.528	6/31.751	2/27.986	8/34.396	3/29.694	9/34.082	4/27.852	1/28.117	7/32.696	
6.	5/31.405	6/33.663	3/30.524	8/38.036	2/27.541	9/34.044	4/28.812	1/28.196	7/36.386	
7.	5/30.587	6/30.376	4/31.919	8/34.388	2/28.947	9/37.574	3/29.201	1/28.345	7/32.883	
8.	5/33.345	7/47.438	3/28.759	8/44.909	2/29.431	9/40.007	4/31.504	1/27.675	6/33.315	
9.	4/32.965	7/35.725	5/57.128	8/33.146	2/28.977	9/35.713	3/32.232	1/29.028	6/30.316	
10.	4/29.319		5/29.868		2/28.672		3/30.442	1/28.478		
11.					2/33.124		3/48.451	1/28.351		

Top Qualifiers	Qual#	Laps	Race Time (Difference)	Round	Race	Pos in Race	Fast Lap
Record, Corey	1	11	5:09.626	1	11	1	26.845
Chavez, Daniel	2	11	5:20.510 10.88	1	11	2	27.367
Morales, Fred	3	11	5:46.125 25.61	1	11	3	27.852
Eich, Dustin	4	10	5:08.539	1	11	4	28.977
Intravia, Chris	5	10	5:21.916 13.37	1	11	5	27.986
Hutton, Jonathan	6	9	5:03.571	1	11	6	30.316
Vega, Laz	7	9	5:16.359 12.78	1	11	7	30.376
Louis, Richard	8	9	5:22.524 6.165	1	11	8	33.146
Correchel, Jose	9	9	5:33.458 10.93	1	11	9	34.044

# Nitro Buggy

Top Qualifier is Mennella, Michael 11/5: 07.671 (Rnd 1)

Round 2

1

## Coral Springs RC Track Race Day

Ser#42318

Timing and Scoring by [www.RCScoringPro.com](http://www.RCScoringPro.com)

Sponsor	Driver Name	Car	Pos	Laps	Race Time	Behind	Fast Lap	Average Top 5	Top 10	Top 15	Q#
	Bellotti, Mke	10	1	12	5:25.380		26.332	26.514	26.758		1
	Mennella, Mchael	4	2	11	5:03.366		26.002	26.707	27.381		2
	Neddeff, Matt	8	3	11	5:13.760	10.394	27.174	27.626	28.355		3
	Large, Scott	6	4	11	5:24.647	21.281	28.094	28.278	29.267		5
	Kirby, Jamin	7	5	10	5:07.358		27.412	28.569	30.736		8
	Barcia, Tom	2	6	10	5:08.962	1.604	28.752	29.458	30.896		9
	Diaz, Mke	5	7	10	5:21.656	14.298	28.416	29.364	32.166		10
	Reyes, Yoandy	3	8	9	5:01.479		27.345	29.735			7
	Perez, Luis	9	9	5	2:22.562		26.474	28.512			4
	Mntiel, Christian	1	10	2	1:00.080		29.082				6

Car#	1	2	3	4	5	6	7	8	9	10
	Montiel	Barcia	Reyes	Mennella	Diaz	Large	Kirby	Neddeff	Perez	Bellotti
1.	7/30.998	6/28.805	9/36.411	2/27.815	3/28.416	4/28.489	10/40.029	5/28.613	8/33.790	1/27.067
2.	4/29.082	7/32.951	9/27.345	2/27.429	8/34.977	5/31.697	10/29.183	3/27.596	6/26.474	1/27.387
3.		6/31.601	7/29.893	3/29.561	8/31.050	5/31.033	9/28.714	2/27.174	4/27.104	1/26.629
4.		7/30.416	6/28.437	2/26.275	8/29.583	5/28.265	9/33.502	3/30.213	4/26.795	1/26.852
5.		6/28.752	8/36.830	2/27.949	7/34.499	5/28.940	9/28.633	3/27.386	4/28.399	1/30.281
6.		5/29.975	7/34.209	2/26.983	8/37.730	4/28.280	6/27.412	3/28.158		1/26.504
7.		5/30.337	7/31.624	2/27.606	8/28.676	4/28.261	6/31.104	3/29.815		1/26.640
8.		5/34.426	8/45.352	2/27.359	7/31.790	4/28.643	6/30.663	3/28.681		1/26.467
9.		5/29.420	8/31.378	2/29.471	7/29.095	4/31.981	6/29.215	3/27.817		1/27.034
10.		6/32.279		2/26.916	7/35.840	4/30.964	5/28.903	3/29.898		1/26.672
11.				2/26.002		4/28.094		3/28.409		1/27.515
12.										1/26.332

Top Qualifiers	Qual#	Laps	Race Time (Difference)	Round	Race	Pos in Race	Fast Lap
Bellotti, Mike	1	12	5:25.380	2	1	1	26.332
Mennella, Michael	2	11	5:03.366	2	1	2	26.002
Neddeff, Matt	3	11	5:13.760 10.39	2	1	3	27.174
Perez, Luis	4	11	5:20.982 7.222	1	1	3	27.885
Large, Scott	5	11	5:24.647 3.665	2	1	4	28.094
Mntiel, Christian	6	11	5:28.388 3.741	1	1	4	28.412
Reyes, Yoandy	7	10	5:06.097	1	1	6	28.503
Kirby, Jamin	8	10	5:07.358 1.261	2	1	5	27.412
Barcia, Tom	9	10	5:08.962 1.604	2	1	6	28.752
Diaz, Mike	10	10	5:15.324 6.362	1	1	9	28.325

# E-buggy

Top Qualifier is Mennella, Michael 11/5: 12.114 (Rnd 1)

Round 2

2

## Coral Springs RC Track Race Day

Ser#42318

Timing and Scoring by [www.RCScoringPro.com](http://www.RCScoringPro.com)

Sponsor	Driver Name	Car	Pos	Laps	Race Time	Behind	Fast Lap	Average Top 5	Top 10	Top 15	Q#
	Kirkpatrick, Matt	4	1	12	5:24.960		26.496	26.608	26.895		1
	Kretzschmar, Loren	5	2	11	5:26.587		27.198	27.779	29.003		8
	Allen, Tom	7	3	11	5:28.412	1.825	27.976	28.232	29.144		9
	Barbera, Joe	1	4	10	5:09.936		27.431	28.780	30.994		12
	Hutton, Jonathan	6	5	10	5:12.284	2.348	28.828	29.186	31.228		15
	Large, Brandon	3	6	9	5:32.082		32.165	34.230			19
	Brown, Bruce	2	7	8	5:02.583		33.247	34.613			20

Car#	1	2	3	4	5	6	7	8	9	10
	Barbera	Brown	Large	Kirkpatrick	Kretzschmar	Hutton	Allen			
1.	2/30.145	5/35.087	3/32.556	1/27.230	4/34.521	7/40.799	6/36.976			
2.	2/28.894	7/39.828	5/39.296	1/26.496	3/27.198	6/31.834	4/28.287			
3.	2/27.431	6/34.367	7/38.103	1/26.596	3/28.471	5/29.829	4/29.141			
4.	3/35.136	7/35.773	6/34.353	1/27.185	2/27.529	5/33.069	4/29.297			
5.	4/31.187	7/34.593	6/32.165	1/26.747	2/27.947	5/28.828	3/28.567			
6.	3/28.509	6/33.247	7/42.160	1/26.588	2/29.319	5/29.076	4/32.944			
7.	4/34.454	6/44.896	7/41.372	1/26.611	2/28.187	5/28.943	3/28.310			
8.	4/32.748	7/44.792	6/36.348	1/28.663	2/36.555	5/30.673	3/27.976			
9.	4/28.922		6/35.729	1/27.350	2/28.033	5/29.980	3/28.566			
10.	4/32.510			1/26.991	3/30.619	5/29.253	2/28.020			
11.				1/27.320	2/28.208		3/30.328			
12.				1/27.183						

Top Qualifiers	Qual#	Laps	Race Time (Difference)	Round	Race	Pos in Race	Fast Lap
Kirkpatrick, Matt	1	12	5:24.960	2	2	1	26.496
Mennella, Michael	2	11	5:12.114	1	5	1	27.326
Deppen, Randy	3	11	5:16.178 4.064	1	5	2	28.159
Perez, Luis	4	11	5:21.825 5.647	1	3	1	28.184
Montiel, Christian	5	11	5:24.427 2.602	1	4	1	28.574
Intravia, Chris	6	11	5:24.509 0.082	1	4	2	27.809
Alfaro, Joshua	7	11	5:25.629 1.120	1	4	3	28.272
Kretzschmar, Loren	8	11	5:26.587 0.958	2	2	2	27.198
Allen, Tom	9	11	5:28.412 1.825	2	2	3	27.976
Large, Scott	10	11	5:30.788 2.376	1	3	2	28.802

# E-buggy

Top Qualifier is Kirkpatrick, Matt 12/5: 24.960 (Rnd 2)

Round 2

**3**

## Coral Springs RC Track Race Day

Ser#42318

Timing and Scoring by [www.RCScoringPro.com](http://www.RCScoringPro.com)

Sponsor	Driver Name	Car	Pos	Laps	Race Time	Behind	Fast Lap	Average Top 5	Top 10	Top 15	Q#
	Perez, Luis	1	<b>1</b>	11	5:04.557		25.559	26.125	26.855		2
	Large, Scott	7	<b>2</b>	11	5:17.548	12.991	27.117	27.876	28.693		5
	Souza, Cesar	5	<b>3</b>	11	5:28.408	23.851	27.900	28.265	29.366		10
	Davis, Teddy	2	<b>4</b>	10	5:07.012		29.897	30.173	30.701		14
	Diaz, Mke	4	<b>5</b>	10	5:33.490	26.478	28.053	29.211	33.349		12
	Barcia, Tom	3	<b>6</b>	5	2:38.136		29.832	31.627			25
	Kirby, Jamin	6	<b>7</b>	0							

Car#	1	2	3	4	5	6	7	8	9	10
	Perez	Davis	Barcia	Diaz	Souza	Kirby	Large			
1.	1/27.101	4/30.039	3/29.980	6/36.717	5/30.282		2/27.969			
2.	1/26.198	5/30.227	4/29.832	6/33.261	3/28.432		2/28.543			
3.	1/27.422	5/31.049	4/31.072	6/28.804	3/28.915		2/28.638			
4.	1/26.445	4/31.409	5/34.353	6/29.892	3/29.276		2/29.563			
5.	1/26.485	4/29.980	5/32.899	6/32.533	3/28.430		2/30.311			
6.	1/25.559	4/30.721		5/30.863	3/34.127		2/27.128			
7.	1/28.088	4/31.408		5/36.020	3/29.734		2/28.624			
8.	1/36.002	4/29.897		5/28.441	3/28.571		2/28.882			
9.	1/26.893	4/31.274		5/28.053	3/27.994		2/30.619			
10.	1/25.936	4/31.008		5/48.906	3/27.900		2/30.154			
11.	1/28.428				3/34.747		2/27.117			

Top Qualifiers	Qual#	Laps	Race Time (Difference)	Round	Race	Pos in Race	Fast Lap
Kirkpatrick, Matt	1	12	5:24.960	2	2	1	26.496
Perez, Luis	2	11	5:04.557	2	3	1	25.559
Mennella, Michael	3	11	5:12.114 7.557	1	5	1	27.326
Deppen, Randy	4	11	5:16.178 4.064	1	5	2	28.159
Large, Scott	5	11	5:17.548 1.370	2	3	2	27.117
Montiel, Christian	6	11	5:24.427 6.879	1	4	1	28.574
Intravia, Chris	7	11	5:24.509 0.082	1	4	2	27.809
Alfaro, Joshua	8	11	5:25.629 1.120	1	4	3	28.272
Kretschmar, Loren	9	11	5:26.587 0.958	2	2	2	27.198
Souza, Cesar	10	11	5:28.408 1.821	2	3	3	27.900

# E-buggy

Top Qualifier is Kirkpatrick, Matt 12/5: 24.960 (Rnd 2)

Round 2

4

## Coral Springs RC Track Race Day

Ser#42318

Timing and Scoring by [www.RCScoringPro.com](http://www.RCScoringPro.com)

Sponsor	Driver Name	Car	Pos	Laps	Race Time	Behind	Fast Lap	Average Top 5	Top 10	Top 15	Q#
	Alfaro, Joshua	3	1	11	5:06.844		26.234	26.696	27.406		3
	Intravia, Chris	6	2	11	5:11.162	4.318	26.777	27.096	28.021		4
	Brown, Mke	1	3	11	5:28.540	21.696	28.597	28.964	29.539		12
	Orell, Ed	7	4	10	5:00.995		28.236	28.841	30.100		13
	Montiel, Christian	2	5	10	5:03.225	2.230	28.103	28.544	30.322		8
	Lee, Pak	5	6	10	5:20.176	19.181	29.184	30.259	32.018		19
	Louis, Richard	4	7	10	5:33.039	32.044	31.595	32.242	33.304		20

Car#	1	2	3	4	5	6	7	8	9	10
	Brown	Montiel	Alfaro	Louis	Lee	Intravia	Orell			
1.	5/33.152	2/28.645	4/32.786	6/33.585	7/33.971	1/28.330	3/30.585			
2.	5/30.001	3/32.074	4/28.252	6/33.727	7/35.008	1/29.774	2/28.432			
3.	5/29.176	4/30.581	3/28.019	7/31.595	6/29.493	1/28.202	2/29.125			
4.	3/29.087	5/34.762	2/27.652	7/33.395	6/30.851	1/28.521	4/34.695			
5.	3/29.736	5/33.878	2/26.234	7/32.400	6/31.442	1/26.897	4/29.357			
6.	3/28.597	5/29.203	1/27.341	7/32.043	6/29.184	2/29.896	4/29.053			
7.	3/30.018	5/28.607	1/26.881	7/33.222	6/35.446	2/26.777	4/30.409			
8.	3/31.214	5/29.210	2/29.314	7/32.970	6/30.325	1/27.450	4/29.496			
9.	3/29.348	5/28.162	1/26.999	7/32.201	6/32.000	2/30.957	4/31.607			
10.	3/28.610	5/28.103	1/26.799	7/37.901	6/32.456	2/27.399	4/28.236			
11.	3/29.601		1/26.567			2/26.959				

	Top Qualifiers	Qual#	Laps	Race Time (Difference)	Round	Race	Pos in Race	Fast Lap	
	Kirkpatrick, Matt	1	12	5:24.960	2	2	1	26.496	
	Perez, Luis	2	11	5:04.557	2	3	1	25.559	
	Alfaro, Joshua	3	11	5:06.844	2.287	2	4	1	26.234
	Intravia, Chris	4	11	5:11.162	4.318	2	4	2	26.777
	Mennella, Michael	5	11	5:12.114	0.952	1	5	1	27.326
	Deppen, Randy	6	11	5:16.178	4.064	1	5	2	28.159
	Large, Scott	7	11	5:17.548	1.370	2	3	2	27.117
	Montiel, Christian	8	11	5:24.427	6.879	1	4	1	28.574
	Kretschmar, Loren	9	11	5:26.587	2.160	2	2	2	27.198
	Souza, Cesar	10	11	5:28.408	1.821	2	3	3	27.900

# E-buggy

Top Qualifier is Kirkpatrick, Matt 12/5: 24.960 (Rnd 2)

Round 2

5

## Coral Springs RC Track Race Day

Ser#42318

Timing and Scoring by [www.RCScoringPro.com](http://www.RCScoringPro.com)

Sponsor	Driver Name	Car	Pos	Laps	Race Time	Behind	Fast Lap	Average Top 5	Top 10	Top 15	Q#
	Mennella, Mchael	4	1	12	5:21.646		25.747	26.029	26.310		1
	Deppen, Randy	7	2	11	5:03.478		26.055	26.294	27.027		3
	Reyes, Jaron	6	3	10	5:14.332		28.372	29.037	31.433		17
	Honcho, Mke	2	4	10	5:20.699	6.367	29.738	30.353	32.070		20
	Merrill, James	1	5	9	5:11.820		31.474	32.796			22
	Ouko, Dan	3	6	7	5:11.624		41.682	43.050			25
	Uhrick, Eric	5	7	0							

Car#	1	2	3	4	5	6	7	8	9	10
	Merrill	Honcho	Ouko	Mennella	Uhrick	Reyes	Deppen			
1.	5/38.487	3/31.599	6/41.987	1/26.357		2/29.497	4/33.210			
2.	5/34.839	4/30.419	6/49.582	1/26.136		2/28.372	3/27.552			
3.	5/32.532	4/29.738	6/42.981	1/26.891		2/28.723	3/27.645			
4.	5/31.474	3/36.038	6/45.490	1/26.300		4/43.578	2/26.119			
5.	5/33.537	3/31.235	6/43.110	1/31.485		4/30.533	2/26.055			
6.	5/35.106	4/32.261	6/46.792	1/26.120		3/28.694	2/26.346			
7.	5/37.442	3/29.892	6/41.682	1/26.261		4/32.299	2/27.939			
8.	5/31.598	4/36.619		1/26.933		3/29.899	2/26.482			
9.	5/36.805	4/32.417		1/26.478		3/32.466	2/27.165			
10.		4/30.481		1/25.747		3/30.271	2/26.468			
11.				1/25.881			2/28.497			
12.				1/27.057						

Top Qualifiers	Qual#	Laps	Race Time (Difference)	Round	Race	Pos in Race	Fast Lap
Mennella, Michael	1	12	5:21.646	2	5	1	25.747
Kirkpatrick, Matt	2	12	5:24.960 3.314	2	2	1	26.496
Deppen, Randy	3	11	5:03.478	2	5	2	26.055
Perez, Luis	4	11	5:04.557 1.079	2	3	1	25.559
Alfaro, Joshua	5	11	5:06.844 2.287	2	4	1	26.234
Intravia, Chris	6	11	5:11.162 4.318	2	4	2	26.777
Large, Scott	7	11	5:17.548 6.386	2	3	2	27.117
Montiel, Christian	8	11	5:24.427 6.879	1	4	1	28.574
Kretzschmar, Loren	9	11	5:26.587 2.160	2	2	2	27.198
Souza, Cesar	10	11	5:28.408 1.821	2	3	3	27.900



# Pro 4 Mod

Round 2

Top Qualifier is Record, Corey 11/5: 17.524 (Rnd 1)



## Coral Springs RC Track Race Day

Ser#42318

Timing and Scoring by [www.RCScoringPro.com](http://www.RCScoringPro.com)

Sponsor	Driver Name	Car	Pos	Laps	Race Time	Behind	Fast Lap	Average Top 5	Top 10	Top 15	Q#
	Lazar, Janos "Lazi"	7	1	11	5:03.127		26.262	26.360	27.227		1
	Record, Corey	4	2	11	5:15.128	12.001	26.305	26.563	28.135		2
	Barbera, Joe	3	3	11	5:26.511	23.384	27.397	28.119	29.304		4
	Torres, Amaury	6	4	11	5:32.126	28.999	27.787	28.413	29.764		5
	Orell, Ed	8	5	10	5:09.627		28.226	29.615	30.963		6
	Kirkpatrick, Matt	2	6	9	4:13.452		26.893	27.372			3
	Leal, Jenessa	1	7	2	2:55.141		52.194				12
	Davis, Teddy	5	8	0							

Car# 1	2	3	4	5	6	7	8	9	10
Leal	Kirkpatrick	Barbera	Record	Davis	Torres	Lazar	Orell		
1. 7/122.947	2/27.621	4/28.946	1/26.939		3/28.428	5/29.761	6/31.994		
2. 7/52.194	2/27.798	4/28.942	1/26.785		5/32.077	3/26.443	6/29.948		
3.	3/27.889	4/27.939	1/26.641		5/27.787	2/26.296	6/28.226		
4.	3/26.893	4/33.468	1/26.305		5/31.592	2/27.513	6/32.760		
5.	2/27.027	4/28.883	3/33.781		5/31.579	1/26.395	6/31.100		
6.	3/31.839	4/27.705	2/26.657		5/29.495	1/26.600	6/31.101		
7.	3/28.646	4/30.878	2/26.425		5/28.934	1/29.226	6/31.552		
8.	3/28.216	4/27.397	2/30.976		5/28.771	1/30.854	6/29.611		
9.	2/27.523	4/32.513	3/29.320		5/30.835	1/26.262	6/29.191		
10.		3/28.671	2/28.589		4/28.146	1/26.403	5/34.144		
11.		3/31.169	2/32.710		4/34.482	1/27.374			

Top Qualifiers	Qual#	Laps	Race Time (Difference)		Round	Race	Pos in Race	Fast Lap
Lazar, Janos "Lazi"	1	11	5:03.127		2	6	1	26.262
Record, Corey	2	11	5:15.128	12.00	2	6	2	26.305
Kirkpatrick, Matt	3	11	5:25.717	10.58	1	6	2	28.728
Barbera, Joe	4	11	5:26.511	0.794	2	6	3	27.397
Torres, Amaury	5	11	5:32.126	5.615	2	6	4	27.787
Orell, Ed	6	10	5:09.627		2	6	5	28.226
Baio, Joe	7	10	5:31.222	21.59	1	7	1	30.636
Souza, Cesar	8	9	5:08.863		1	7	2	30.072
Leal, Silvo	9	8	5:00.448		1	7	3	33.325
Merrill, James	10	8	5:19.107	18.65	1	7	4	33.456

# Pro 4 Mod

Round 2

Top Qualifier is Lazar, Janos "Lazi" 11/5:03.127 (Rnd 2)



## Coral Springs RC Track Race Day

Ser#42318

Timing and Scoring by [www.RCScoringPro.com](http://www.RCScoringPro.com)

Sponsor	Driver Name	Car	Pos	Laps	Race Time	Behind	Fast Lap	Average Top 5	Top 10	Top 15	Q#
	Deppen, Randy	5	1	11	5:02.983		25.888	26.634	27.296		1
	Baio, Joe	4	2	9	5:02.109		31.518	31.957			8
	Merrill, James	3	3	9	5:34.019	31.910	33.698	35.831			10
	Leal, Silvo	2	4	8	5:03.308		35.780	36.518			11
	Souza, Cesar	6	5	5	2:33.899		28.379	30.780			9
	Louis, Richard	1	6	0							

Car#	1	2	3	4	5	6	7	8	9	10
	Louis	Leal	Merrill	Baio	Deppen	Souza				
1.		5/41.214	3/37.097	4/40.294	1/27.221	2/32.287				
2.		5/41.281	3/33.698	4/33.386	1/29.821	2/29.383				
3.		5/37.705	3/38.310	4/36.292	1/26.729	2/28.577				
4.		5/36.091	4/40.005	3/32.350	1/26.807	2/28.379				
5.		5/35.780	4/37.741	3/31.518	1/26.751	2/35.273				
6.		4/36.983	3/35.391	2/31.725	1/27.402					
7.		4/36.032	3/38.808	2/32.172	1/25.888					
8.		4/38.222	3/36.425	2/32.157	1/27.322					
9.			3/36.544	2/32.215	1/30.018					
10.					1/26.993					
11.					1/28.031					

Top Qualifiers	Qual#	Laps	Race Time (Difference)	Round	Race	Pos in Race	Fast Lap
Deppen, Randy	1	11	5:02.983	2	7	1	25.888
Lazar, Janos "Lazi"	2	11	5:03.127 0.144	2	6	1	26.262
Record, Corey	3	11	5:15.128 12.00	2	6	2	26.305
Kirkpatrick, Matt	4	11	5:25.717 10.58	1	6	2	28.728
Barbera, Joe	5	11	5:26.511 0.794	2	6	3	27.397
Torres, Amaury	6	11	5:32.126 5.615	2	6	4	27.787
Orell, Ed	7	10	5:09.627	2	6	5	28.226
Baio, Joe	8	10	5:31.222 21.59	1	7	1	30.636
Souza, Cesar	9	9	5:08.863	1	7	2	30.072
Merrill, James	10	9	5:34.019 25.15	2	7	3	33.698

Top Qualifier is Eich, Dustin 11/5: 09.178 (Rnd 1)



# Coral Springs RC Track Race Day

Ser#42318

Timing and Scoring by [www.RCScoringPro.com](http://www.RCScoringPro.com)

Sponsor	Driver Name	Car	Pos	Laps	Race Time	Behind	Fast Lap	Average Top 5	Top 10	Top 15	Q#
	Lazar, Janos "Lazi"	4	1	12	5:10.651		25.199	25.437	25.731		1
	Record, Corey	2	2	12	5:18.947	8.296	25.057	25.373	26.022		2
	Eich, Dustin	8	3	12	5:22.852	12.201	24.943	25.425	25.850		3
	Jordao, Ricardo	12	4	12	5:25.492	14.841	25.311	25.481	26.110		4
	Neddeff, Matt	10	5	11	5:11.377		27.093	27.391	27.953		5
	Kretzschmar, Loren	6	6	11	5:25.309	13.932	24.929	25.736	26.846		6
	Orell, Ed	11	7	10	5:21.251		27.697	29.321	32.125		8
	Correchel, Jose	9	8	10	5:31.930	10.679	30.549	31.631	33.193		10
	Hutton, Jonathan	3	9	7	3:31.022		27.356	29.269			9
	Torres, Amaury	5	10	7	3:43.738	12.716	28.856	30.622			11
	Cooper, Jared	7	11	5	2:40.575		27.493	32.115			7
	Ouko, Dan	1	12	0							

Car# 1	2	3	4	5	6	7	8	9	10
Ouko	Record	Hutton	Lazar	Torres	Kretzschmar	Cooper	Eich	Correchel	Neddeff
1.	3/28.111	5/30.255	1/26.050	10/35.374	11/56.854	2/27.493	8/32.157	9/33.918	4/28.135
2.	4/28.938	7/32.376	1/26.094	10/33.011	11/27.349	9/38.368	5/26.056	8/30.549	2/27.248
3.	5/29.785	6/28.560	1/25.725	8/28.856	11/24.929	9/33.646	2/25.017	7/32.341	3/28.785
4.	4/25.947	6/27.356	1/25.218	7/30.606	11/25.546	8/29.093	2/26.221	10/33.250	5/31.849
5.	4/25.781	6/27.961	1/26.659	9/35.254	8/27.134	7/31.975	2/26.946	10/34.304	5/29.119
6.	4/25.382	6/32.303	1/25.199	8/30.371	7/25.966		2/26.068	9/30.701	5/27.466
7.	4/26.022	6/32.211	1/26.271	8/30.266	7/28.602		2/25.479	9/32.656	5/27.093
8.	3/25.297		1/25.949		6/26.557		2/25.774	8/37.130	5/28.010
9.	3/25.057		1/26.685		6/29.330		2/26.085	8/31.910	5/27.474
10.	2/25.372		1/25.758		6/25.682		3/25.914	8/35.171	5/27.674
11.	3/25.755		1/25.486		6/27.360		2/24.943		5/28.524
12.	2/27.500		1/25.557				3/32.192		

Car# 11	12	13	14	15	16	17	18	19	20
Orell	Jordao								
1.	6/30.554	7/31.190							
2.	6/29.089	3/25.471							
3.	10/40.315	4/27.979							
4.	9/29.244	3/26.710							
5.	11/38.613	3/25.492							
6.	10/30.397	3/26.646							
7.	10/34.719	3/25.313							
8.	7/27.697	4/33.198							
9.	7/30.447	4/25.870							
10.	7/30.176	4/25.311							
11.	4/25.820								
12.	4/26.492								

Top Qualifiers	Qual#	Laps	Race Time (Difference)	Round	Race	Pos in Race	Fast Lap
Lazar, Janos "Lazi"	1	12	5:10.651	2	8	1	25.199
Record, Corey	2	12	5:18.947 8.296	2	8	2	25.057
Eich, Dustin	3	12	5:22.852 3.905	2	8	3	24.943
Jordao, Ricardo	4	12	5:25.492 2.640	2	8	4	25.311
Neddeff, Matt	5	11	5:11.377	2	8	5	27.093
Kretzschmar, Loren	6	11	5:22.376 10.99	1	8	4	27.915
Cooper, Jared	7	11	5:28.964 6.588	1	8	6	28.728
Orell, Ed	8	10	5:21.251	2	8	7	27.697
Hutton, Jonathan	9	10	5:21.308 0.057	1	8	8	30.155
Correchel, Jose	10	10	5:31.930 10.62	2	8	8	30.549

# 13.5 4WD Buggy

Round 2

Top Qualifier is Allen, Tom 11/5: 14.420 (Rnd 1)



## Coral Springs RC Track Race Day

Ser#42318

Timing and Scoring by [www.RCScoringPro.com](http://www.RCScoringPro.com)

Sponsor	Driver Name	Car	Pos	Laps	Race Time	Behind	Fast Lap	Average Top 5	Top 10	Top 15	Q#
	Allen, Tom	6	1	12	5:17.452		25.796	26.079	26.334		1
	Mbrales, Fred	3	2	12	5:25.896	8.444	25.850	26.191	26.614		2
	Kirkpatrick, Matt	1	3	11	5:08.399		26.862	26.897	27.715		3
	Lee, Pak	7	4	11	5:09.768	1.369	26.295	26.836	27.354		4
	Rodriguez, Fred	5	5	10	5:03.323		27.396	28.335	30.332		5
	Honcho, Mke	2	6	10	5:04.435	1.112	28.189	28.592	30.444		6
	Record, Jeff	4	7	0							

Car#	1	2	3	4	5	6	7	8	9	10
	Kirkpatrick	Honcho	Morales	Record	Rodriguez	Allen	Lee			
1.	2/27.385	5/29.361	4/28.768		6/32.021	1/27.284	3/27.749			
2.	4/28.521	5/28.509	3/26.887		6/37.782	1/26.382	2/27.418			
3.	4/26.888	5/28.797	3/26.325		6/30.608	1/26.541	2/26.472			
4.	4/31.149	5/29.490	2/26.801		6/27.396	1/26.826	3/27.269			
5.	4/26.865	5/35.642	2/26.820		6/27.458	1/26.373	3/28.307			
6.	4/26.945	5/33.370	2/27.864		6/29.944	1/26.066	3/27.391			
7.	4/31.246	6/33.612	2/26.382		5/31.291	1/25.796	3/26.874			
8.	3/28.332	6/28.189	2/25.979		5/29.855	1/26.590	4/36.223			
9.	3/26.926	6/28.445	2/30.988		5/28.120	1/26.122	4/27.268			
10.	3/27.280	6/29.020	2/25.850		5/28.848	1/26.731	4/28.502			
11.	3/26.862		2/26.421			1/26.703	4/26.295			
12.			2/26.811			1/26.038				

	Top Qualifiers	Qual#	Laps	Race Time (Difference)	Round	Race	Pos in Race	Fast Lap
	Allen, Tom	1	12	5:17.452	2	9	1	25.796
	Morales, Fred	2	12	5:25.896 8.444	2	9	2	25.850
	Kirkpatrick, Matt	3	11	5:08.399	2	9	3	26.862
	Lee, Pak	4	11	5:09.768 1.369	2	9	4	26.295
	Rodriguez, Fred	5	10	5:03.323	2	9	5	27.396
	Honcho, Mike	6	10	5:04.435 1.112	2	9	6	28.189
	Record, Jeff	7	4	0.000	1	9	7	

# 2WD Modified Buggy

Top Qualifier is Applegate, Mike 11/5: 21.476 (Rnd 1)

Round 2

10

## Coral Springs RC Track Race Day

Ser#42318

Timing and Scoring by [www.RCScoringPro.com](http://www.RCScoringPro.com)

Sponsor	Driver Name	Car	Pos	Laps	Race Time	Behind	Fast Lap	Average Top 5	Top 10	Top 15	Q#
	Lopez, Jader	7	1	12	5:14.450		24.965	25.080	25.607		1
	Applegate, Mke	8	2	12	5:14.710	0.260	25.319	25.679	26.019		2
	Intravia, Chris	4	3	12	5:17.602	3.152	25.103	25.389	25.774		3
	Jordao, Ricardo	10	4	11	5:01.511		26.071	26.467	26.979		4
	Delfino, Scott	6	5	11	5:13.092	11.581	26.888	27.487	28.196		5
	Lee, Pak	2	6	11	5:21.591	20.080	27.442	28.083	28.993		6
	Cooper, Jared	9	7	11	5:27.562	26.051	27.047	27.462	29.350		7
	Neddeff, Matt	5	8	10	5:05.904		27.680	28.418	30.590		9
	Record, Corey	1	9	10	5:06.748	0.844	27.680	28.502	30.675		8
	Merrill, James	3	10	0							

Car#	1	2	3	4	5	6	7	8	9	10
	Record	Lee	Merrill	Intravia	Neddeff	Delfino	Lopez	Applegate	Cooper	Jordao
1.	8/29.170	6/27.951		4/26.971	9/35.658	7/27.952	1/24.992	2/25.728	5/27.539	3/26.966
2.	9/36.945	7/29.108		2/26.229	8/28.889	6/27.230	5/30.036	1/25.713	4/27.091	3/26.825
3.	9/31.823	7/28.618		3/28.447	8/27.680	6/27.840	2/25.230	1/25.319	5/27.566	4/28.119
4.	9/30.051	7/31.631		3/25.933	8/29.010	6/30.478	2/24.965	1/26.447	5/28.701	4/26.665
5.	9/28.354	7/29.954		3/25.544	8/32.792	6/31.137	2/27.775	1/25.873	5/31.042	4/26.935
6.	8/28.484	7/31.661		3/25.476	9/33.273	6/27.788	2/25.315	1/26.115	5/27.047	4/26.209
7.	9/33.394	7/27.442		2/25.723	8/28.505	5/28.861	3/28.342	1/27.108	6/34.065	4/26.875
8.	9/32.026	7/28.532		2/25.103	8/28.008	5/28.189	3/24.990	1/26.057	6/30.741	4/31.719
9.	9/28.821	7/29.425		2/25.934	8/32.047	5/29.038	3/25.223	1/26.579	6/28.067	4/28.563
10.	9/27.680	6/27.873		1/25.443	8/30.042	5/26.888	3/25.492	2/27.414	7/33.919	4/26.564
11.		6/29.396		3/31.419		5/27.691	1/25.556	2/26.596	7/31.784	4/26.071
12.				3/25.380			1/26.534	2/25.761		

Top Qualifiers	Qual#	Laps	Race Time (Difference)	Round	Race	Pos in Race	Fast Lap
Lopez, Jader	1	12	5:14.450	2	10	1	24.965
Applegate, Mike	2	12	5:14.710 0.260	2	10	2	25.319
Intravia, Chris	3	12	5:17.602 2.892	2	10	3	25.103
Jordao, Ricardo	4	11	5:01.511	2	10	4	26.071
Delfino, Scott	5	11	5:13.092 11.58	2	10	5	26.888
Lee, Pak	6	11	5:21.591 8.499	2	10	6	27.442
Cooper, Jared	7	11	5:27.562 5.971	2	10	7	27.047
Record, Corey	8	10	5:02.263	1	10	4	28.343
Neddeff, Matt	9	10	5:05.904 3.641	2	10	8	27.680
Merrill, James	10	9	5:32.441	1	10	7	32.573

# 2WD Stock

Top Qualifier is Record, Corey 11/5:09.626 (Rnd 1)

Round 2

11

## Coral Springs RC Track Race Day

Ser#42318

Timing and Scoring by [www.RCScoringPro.com](http://www.RCScoringPro.com)

Sponsor	Driver Name	Car	Pos	Laps	Race Time	Behind	Fast Lap	Average Top 5	Top 10	Top 15	Q#
	Record, Corey	8	1	12	5:24.642		25.462	25.933	26.394		1
	Mbrales, Fred	7	2	11	5:02.784		26.580	26.964	27.441		2
	Eich, Dustin	1	3	11	5:06.944	4.160	26.724	26.867	27.497		3
	Chavez, Daniel	5	4	10	5:07.661		25.878	27.447	30.766		4
	Louis, Richard	4	5	10	5:27.250	19.589	29.684	30.702	32.725		6
	Intravia, Chris	3	6	10	5:31.425	23.764	26.443	28.254	33.142		5
	Correchel, Jose	6	7	9	5:04.318		31.501	32.222			8
	Vega, Laz	2	8	9	5:09.842	5.524	29.367	32.089			9
	Hutton, Jonathan	9	9	8	4:09.719		28.356	29.320			7

Car#	1	2	3	4	5	6	7	8	9	10
	Eich	Vega	Intravia	Louis	Chavez	Correchel	Morales	Record	Hutton	
1.	6/31.977	3/29.367	8/32.968	7/32.881	5/30.792	9/37.903	2/27.237	1/25.462	4/30.362	
2.	4/26.746	6/34.014	7/31.341	5/29.779	3/25.878	9/35.704	2/27.637	1/25.911	8/35.454	
3.	3/27.454	5/34.438	9/56.017	6/36.437	4/36.936	8/33.116	2/28.171	1/25.816	7/34.344	
4.	3/28.421	7/39.110	9/26.443	6/29.684	4/26.513	8/31.501	2/27.696	1/26.545	5/28.356	
5.	3/26.841	8/37.119	9/28.793	6/34.568	4/27.783	7/32.495	2/27.082	1/26.291	5/29.791	
6.	3/26.724	9/38.657	8/30.722	6/30.328	4/31.902	7/32.603	2/27.909	1/27.135	5/29.111	
7.	3/27.214	9/30.647	8/33.884	6/35.181	4/26.270	7/31.564	2/28.174	1/26.187	5/28.982	
8.	3/26.942	9/31.979	7/28.265	6/31.080	4/31.769	8/36.485	2/27.034	1/26.540	5/33.319	
9.	3/27.080	8/34.511	6/27.047	5/32.641	4/32.633	7/32.947	2/28.379	1/29.952		
10.	3/27.787		6/35.945	5/34.671	4/37.185		2/26.885	1/26.821		
11.	3/29.758						2/26.580	1/27.231		
12.								1/30.751		

Top Qualifiers	Qual#	Laps	Race Time (Difference)	Round	Race	Pos in Race	Fast Lap
Record, Corey	1	12	5:24.642	2	11	1	25.462
Morales, Fred	2	11	5:02.784	2	11	2	26.580
Eich, Dustin	3	11	5:06.944 4.160	2	11	3	26.724
Chavez, Daniel	4	11	5:20.510 13.56	1	11	2	27.367
Intravia, Chris	5	10	5:21.916	1	11	5	27.986
Louis, Richard	6	10	5:27.250 5.334	2	11	5	29.684
Hutton, Jonathan	7	9	5:03.571	1	11	6	30.316
Correchel, Jose	8	9	5:04.318 0.747	2	11	7	31.501
Vega, Laz	9	9	5:09.842 5.524	2	11	8	29.367

# E-buggy (C Main)

Top Qualifier is Mennella, Michael 12/5: 21.646 (Rnd 2)

Round 3

1

## Coral Springs RC Track Race Day

Ser#42318

Timing and Scoring by [www.RCScoringPro.com](http://www.RCScoringPro.com)

Sponsor	Driver Name	Car	Pos	Laps	Race Time	Behind	Fast Lap	Average Top 5	Top 10	Top 15	Q#
	Reyes, Jaron	6	1	11	5:03.993		25.563	26.923	27.477		17
	Barcia, Tom	10	2	10	5:02.675		28.001	28.518	30.267		26
	Hutton, Jonathan	7	3	10	5:04.827	2.152	28.293	29.254	30.483		18
	Lee, Pak	5	4	10	5:09.175	6.500	27.472	27.807	30.917		19
	Brown, Bruce	8	5	8	5:01.907		31.192	34.445			24
	Louis, Richard	4	6	8	5:03.361	1.454	31.368	34.266			21
	Large, Brandon	3	7	8	5:07.064	5.157	30.992	34.745			23
	Honcho, Mke	2	8	7	5:20.054		25.552	35.612			20
	Merrill, James	1	9	2	1:14.121		31.887				22
	Ouko, Dan	9	10	0							25
	Uhrick, Eric	11	11	0							27

Car#	1	2	3	4	5	6	7	8	9	10
	Merrill	Honcho	Large	Louis	Lee	Reyes	Hutton	Brown	Ouko	Barcia
1.	7/42.234	6/41.650	8/46.080	9/50.015	3/35.757	1/25.563	2/30.518	5/38.529		4/37.957
2.	6/31.887	9/46.140	8/39.582	7/33.519	3/27.954	1/26.970	2/31.845	5/34.452		4/29.066
3.		8/37.393	7/37.250	6/38.305	2/27.514	1/29.226	3/30.248	5/40.361		4/28.398
4.		8/31.019	7/30.992	6/31.420	4/33.430	1/27.626	2/28.473	5/32.687		3/29.077
5.		6/25.552	8/44.082	7/36.720	4/37.093	1/27.538	2/28.293	5/35.364		3/31.313
6.		8/95.855	7/43.179	6/40.175	4/33.125	1/27.991	2/32.183	5/44.261		3/29.010
7.		8/42.445	7/31.016	6/41.839	4/28.057	1/27.813	3/33.761	5/45.061		2/28.858
8.			7/34.883	6/31.368	4/28.040	1/26.919	3/30.061	5/31.192		2/28.324
9.					4/27.472	1/28.023	3/30.158			2/32.671
10.					4/30.733	1/28.395	3/29.287			2/28.001
11.						1/27.929				





# E-buggy (B Main)

Top Qualifier is Mennella, Michael 12/5: 21.646 (Rnd 2)

Round 3

**3**

## Coral Springs RC Track Race Day

Ser#42318

Timing and Scoring by [www.RCScoringPro.com](http://www.RCScoringPro.com)

Sponsor	Driver Name	Car	Pos	Laps	Race Time	Behind	Fast Lap	Average Top 5	Top 10	Top 15	Q#
	Kretzschmar, Loren	5	1	12	5:23.418		24.765	25.503	26.236		9
	Allen, Tom	7	2	11	5:09.069		26.758	27.317	27.916		11
	Reyes, Jaron	9	3	11	5:14.794	5.725	27.388	27.682	28.387		Bump
	Souza, Cesar	3	4	11	5:24.885	15.816	26.497	27.613	29.087		10
	Brown, Mke	1	5	10	5:12.203		28.381	29.270	31.220		12
	Barcia, Tom	10	6	10	5:15.716	3.513	27.679	28.673	31.572		Bump
	Orell, Ed	6	7	10	5:21.051	8.848	28.509	29.016	32.105		13
	Barbera, Joe	8	8	10	5:21.564	9.361	27.521	28.933	32.156		15
	Davis, Teddy	2	9	10	5:24.613	12.410	29.032	30.562	32.461		16
	Diaz, Mke	4	10	9	5:10.630		30.410	32.002			14

Car#	1	2	3	4	5	6	7	8	9	10
	Brown	Davis	Souza	Diaz	Kretzschmar	Orell	Allen	Barbera	Reyes	Barcia
1.	8/35.232	7/34.597	5/32.757	4/31.790	1/24.765	6/34.300	2/27.213	9/42.886	3/30.923	10/44.162
2.	5/30.402	6/31.402	4/27.712	10/41.580	1/27.140	8/37.178	2/27.442	7/27.521	3/28.247	9/28.535
3.	6/31.590	5/29.032	4/28.819	10/33.703	1/26.026	7/29.950	2/28.175	9/32.041	3/27.993	8/29.080
4.	5/29.704	8/37.959	4/31.129	10/32.872	1/25.313	6/29.420	2/28.508	7/29.347	3/27.388	9/32.514
5.	5/29.756	9/33.961	4/28.741	10/36.678	1/27.019	6/28.509	2/26.758	8/34.318	3/28.911	7/29.828
6.	5/29.916	9/31.674	4/26.497	10/38.659	1/25.186	6/30.056	2/28.677	8/28.771	3/28.356	7/27.679
7.	5/28.381	9/31.699	4/28.326	10/31.776	1/26.245	6/28.588	2/26.997	8/29.343	3/27.882	7/28.265
8.	5/28.591	9/29.652	4/27.387	10/30.410	1/27.597	6/28.613	2/28.937	7/29.682	3/27.424	8/35.019
9.	6/37.058	9/31.049	4/28.141	10/33.162	1/26.226	5/31.819	2/28.251	8/34.605	3/29.155	7/29.804
10.	5/31.573	9/33.588	4/31.365		1/26.843	7/42.618	2/28.205	8/33.050	3/27.723	6/30.830
11.			4/34.011		1/29.061		2/29.906		3/30.792	
12.					1/31.997					

# Nitro Buggy (A Main)

Top Qualifier is Bellotti, Mike 12/5: 25.380 (Rnd 2)

Round 3

4

## Coral Springs RC Track Race Day

Ser#42318

Timing and Scoring by [www.RCScoringPro.com](http://www.RCScoringPro.com)

Sponsor	Driver Name	Car	Pos	Laps	Race Time	Behind	Fast Lap	Average Top 5	Top 10	Top 15	Q#
	Mennella, Mchael	4	1	43	20:14.497		25.754	26.046	26.219	26.389	2
	Kirby, Jamin	7	2	42	20:18.118		26.272	26.355	26.581	26.749	8
	Neddeff, Matt	8	3	41	20:04.304		23.962	26.519	27.058	27.367	3
	Diaz, Mke	5	4	38	20:23.031		27.255	27.622	27.990	28.480	10
	Large, Scott	6	5	38	20:26.073	3.042	27.201	27.928	28.475	28.847	5
	Barcia, Tom	2	6	38	20:27.805	4.774	28.594	28.991	29.399	29.788	9
	Perez, Luis	9	7	36	16:46.540		24.790	25.500	25.749	26.041	4
	Mntiel, Christian	1	8	34	18:13.821		27.180	27.343	27.673	28.088	6
	Reyes, Yoandy	3	9	27	13:47.409		26.764	27.083	27.351	27.766	7
	Bellotti, Mke	10	10	26	12:11.468		23.250	25.334	25.912	26.220	1

Car#	1	2	3	4	5	6	7	8	9	10
	Montiel	Barcia	Reyes	Mennella	Diaz	Large	Kirby	Neddeff	Perez	Bellotti
1.	7/34.321	8/36.906	10/38.045	3/26.033	5/29.733	4/28.687	6/32.868	9/37.540	2/25.731	1/23.250
2.	7/27.776	8/31.495	9/31.756	3/28.074	5/28.419	4/27.379	6/26.288	10/35.174	2/27.146	1/26.895
3.	7/31.783	8/28.594	9/30.026	3/27.902	6/33.916	4/29.078	5/26.505	10/28.131	2/24.790	1/26.593
4.	7/27.270	8/29.031	9/26.764	3/29.597	6/28.026	5/33.073	4/26.775	10/27.118	2/26.852	1/26.369
5.	7/32.978	8/30.013	6/26.836	3/26.421	9/36.530	5/34.522	4/26.403	10/31.267	2/25.548	1/26.007
6.	7/29.584	8/31.402	6/29.798	3/26.311	10/34.373	5/29.714	4/27.061	9/28.645	2/29.462	1/28.516
7.	7/34.280	8/31.937	9/36.345	3/27.805	10/35.615	5/29.064	4/27.187	6/23.962	2/28.675	1/26.900
8.	7/27.981	9/32.721	8/30.407	3/28.386	10/27.255	6/30.718	4/28.962	5/29.664	2/27.435	1/27.992
9.	7/29.311	9/29.974	8/27.836	3/26.403	10/32.204	6/29.297	4/27.070	5/27.886	2/27.579	1/28.093
10.	7/27.382	10/38.035	9/39.160	3/27.446	8/30.189	6/28.484	4/34.466	5/27.457	2/26.712	1/26.217
11.	7/30.918	10/34.536	9/28.427	3/26.015	8/28.256	6/31.785	4/27.643	5/26.979	2/26.003	1/27.126
12.	7/27.527	10/34.425	9/30.327	3/28.517	8/27.510	6/27.201	4/26.735	5/28.770	2/25.849	1/26.988
13.	6/31.005	10/30.358	9/28.265	3/30.718	8/28.456	7/35.383	4/26.656	5/27.868	1/27.002	2/29.727
14.	7/33.130	10/31.269	9/28.820	3/28.166	8/30.106	6/28.985	4/31.008	5/28.703	1/26.164	2/25.100
15.	6/35.952	10/45.735	9/41.503	3/26.827	7/32.462	8/46.035	4/28.154	5/30.687	2/28.124	1/26.232
16.	6/29.539	10/30.596	8/27.371	3/26.539	9/54.976	7/29.131	4/28.616	5/28.009	2/26.727	1/26.826
17.	10/74.372	9/30.710	6/27.872	3/32.289	8/27.333	7/32.086	4/27.458	5/29.414	2/35.839	1/35.478
18.	10/27.354	9/29.336	6/27.313	3/28.914	8/29.475	7/30.883	4/36.797	5/30.146	2/25.880	1/26.540
19.	10/28.361	9/29.210	6/29.360	3/27.544	8/29.965	7/27.888	4/27.402	5/28.523	2/32.138	1/32.496
20.	9/27.740	10/34.624	6/27.320	3/28.644	8/27.987	7/28.851	4/26.991	5/29.756	2/32.717	1/26.722
21.	9/28.155	10/31.208	7/39.909	3/27.331	8/29.212	6/29.920	4/29.471	5/27.817	2/26.758	1/26.094
22.	9/31.723	10/32.286	6/27.181	3/27.948	8/39.510	7/36.040	4/26.880	5/42.624	2/26.567	1/26.802
23.	9/30.675	10/31.440	6/29.225	3/39.253	8/34.814	7/39.527	4/29.077	5/29.101	2/26.090	1/27.412
24.	8/28.927	10/28.816	6/27.560	3/26.191	9/32.145	7/34.626	4/35.531	5/28.588	2/28.837	1/26.760
25.	9/35.351	10/31.868	6/28.246	3/26.697	8/32.527	7/40.752	4/28.172	5/27.484	2/35.086	1/32.654
26.	9/28.799	10/35.493	6/27.460	3/26.661	8/30.094	7/31.290	4/27.575	5/27.989	1/26.712	2/41.679
27.	8/44.599	9/41.644	5/34.277	2/26.236	6/29.250	7/33.724	3/28.871	4/29.185	1/26.958	
28.	6/28.621	8/31.086		2/27.162	7/51.953	5/29.901	3/27.403	4/29.550	1/27.282	
29.	6/32.238	8/30.612		1/25.754	7/28.547	5/31.708	3/39.814	4/36.375	2/34.674	
30.	6/29.634	8/35.985		1/26.916	7/32.388	5/33.968	3/28.023	4/27.197	2/28.945	
31.	6/30.134	8/31.478		1/26.588	7/32.558	5/31.813	3/27.021	4/28.408	2/25.601	
32.	6/27.180	8/33.295		1/27.593	7/31.770	5/30.433	3/30.536	4/27.940	2/25.832	
33.	5/28.943	8/30.754		1/31.777	7/33.631	6/32.764	3/26.272	4/28.366	2/29.672	
34.	6/40.278	8/31.368		1/27.627	7/30.266	5/30.920	3/28.861	4/28.870	2/27.158	
35.		7/29.306		2/28.387	6/32.937	5/30.704	3/26.308	4/29.882	1/26.412	
36.		7/30.552		2/26.286	6/29.636	5/47.291	3/29.117	4/27.337	1/27.583	
37.		6/29.537		1/29.851	4/30.895	5/33.319	2/27.455	3/28.095		
38.		6/30.170		1/27.860	4/28.112	5/29.129	2/36.063	3/28.564		
39.				1/26.866			2/28.170	3/28.688		
40.				1/30.523			2/28.590	3/29.179		
41.				1/36.799			2/27.080	3/27.366		
42.				1/27.979			2/30.783			
43.				1/27.661						

# E-buggy (A Main)

Top Qualifier is Mennella, Michael 12/5: 21.646 (Rnd 2)

Round 3

5

## Coral Springs RC Track Race Day

Ser#42318

Timing and Scoring by [www.RCScoringPro.com](http://www.RCScoringPro.com)

Sponsor	Driver Name	Car	Pos	Laps	Race Time	Behind	Fast Lap	Average Top 5	Top 10	Top 15	Q#
	Mennella, Mchael	4	1	23	10:03.933		24.625	25.345	25.542	25.724	1
	Kirkpatrick, Matt	5	2	23	10:07.466	3.533	25.394	25.669	25.819	25.952	2
	Intravia, Chris	6	3	23	10:13.242	9.309	25.119	25.467	25.584	25.738	6
	Deppen, Randy	7	4	23	10:26.725	22.792	24.748	25.465	25.788	26.046	3
	Perez, Luis	1	5	22	10:04.290		24.556	25.010	25.301	25.819	4
	Allen, Tom	10	6	22	10:24.932	20.642	26.599	26.950	27.298	27.613	Bump
	Kretzschmar, Loren	9	7	22	10:25.474	21.184	25.559	26.058	26.592	27.147	Bump
	Large, Scott	8	8	21	10:18.156		27.042	27.225	27.666	28.125	7
	Montiel, Christian	2	9	21	10:30.174	12.018	25.981	27.261	27.989	28.661	8
	Alfaro, Joshua	3	10	20	10:30.949		25.767	26.030	26.879	28.319	5

Car#	1	2	3	4	5	6	7	8	9	10
	Perez	Montiel	Alfaro	Mennella	Kirkpatrick	Intravia	Deppen	Large	Kretzschmar	Allen
1.	4/27.064	10/34.766	8/32.061	1/24.625	5/28.314	2/25.436	3/26.325	9/33.437	7/31.060	6/29.371
2.	9/36.420	10/29.339	8/28.772	1/25.917	4/26.212	3/25.790	2/24.748	7/27.229	6/27.475	5/28.193
3.	9/26.627	10/28.601	7/26.499	1/25.633	4/26.058	3/27.801	2/26.946	8/27.484	6/26.134	5/26.624
4.	9/30.022	10/27.821	7/26.258	1/25.661	4/26.151	3/25.642	2/26.482	8/28.770	5/26.689	6/27.587
5.	9/26.925	8/25.981	10/42.560	1/25.529	2/25.394	4/30.633	3/28.758	7/27.456	6/30.073	5/27.141
6.	9/30.000	8/28.034	10/25.993	1/27.934	2/25.924	4/29.027	3/26.052	7/28.377	6/26.294	5/27.670
7.	8/26.523	9/34.568	10/36.706	1/25.941	2/25.808	4/25.626	3/25.640	6/27.057	7/33.866	5/26.599
8.	7/25.564	9/28.765	10/38.298	1/25.526	2/25.688	4/25.651	3/26.249	6/27.042	8/28.797	5/30.907
9.	6/25.248	9/27.433	10/26.143	1/25.557	2/26.101	4/26.035	3/25.887	7/28.488	8/26.346	5/27.817
10.	6/25.470	9/27.034	10/29.803	1/26.181	2/25.887	4/25.119	3/26.046	7/28.773	8/31.916	5/27.653
11.	5/25.390	9/30.685	10/29.629	1/26.101	2/25.792	4/26.299	3/25.800	7/27.341	8/28.634	6/27.450
12.	5/24.733	9/28.159	10/26.815	1/26.977	2/26.661	4/26.167	3/25.776	7/30.173	8/26.918	6/27.906
13.	5/25.235	9/31.085	10/25.767	1/26.148	2/26.964	4/30.999	3/26.497	8/35.679	7/31.658	6/29.124
14.	5/27.200	9/32.683	10/41.967	1/25.490	2/25.661	4/26.703	3/26.613	8/28.358	7/28.189	6/27.508
15.	5/31.083	9/28.936	10/31.135	1/25.566	2/25.877	4/25.558	3/27.145	8/31.277	7/27.763	6/30.485
16.	5/32.513	9/30.814	10/25.991	1/25.919	2/26.409	4/25.900	3/31.540	8/28.597	7/28.868	6/26.936
17.	5/27.139	9/29.129	10/30.692	1/26.348	2/26.463	3/25.823	4/31.217	8/27.829	7/30.832	6/28.100
18.	5/25.431	9/30.506	10/26.926	1/26.073	2/26.505	3/26.565	4/29.814	8/32.427	7/25.955	6/29.005
19.	5/25.280	9/29.930	10/46.639	1/26.620	2/28.897	3/25.752	4/26.720	8/28.895	7/27.411	6/30.618
20.	5/24.556	9/29.559	10/32.295	1/27.542	2/26.155	3/25.668	4/25.360	8/30.439	7/27.136	6/30.227
21.	5/29.766	9/36.346		1/28.434	2/27.444	3/25.597	4/26.489	8/33.028	7/25.559	6/30.011
22.	5/26.101			1/26.883	2/26.157	3/28.039	4/27.343		7/27.901	6/28.000
23.				1/27.328	2/26.944	3/27.412	4/33.278			

# Pro 4 Mod (A Main)

Top Qualifier is Deppen, Randy 11/5: 02.983 (Rnd 2)

Round 3

6

## Coral Springs RC Track Race Day

Ser#42318

Timing and Scoring by [www.RCScoringPro.com](http://www.RCScoringPro.com)

Sponsor	Driver Name	Car	Pos	Laps	Race Time	Behind	Fast Lap	Average Top 5	Top 10	Top 15	Q#
	Lazar, Janos "Lazi"	7	1	12	5:20.479		24.609	25.531	26.177		2
	Record, Corey	4	2	11	5:03.648		25.508	26.183	27.267		3
	Deppen, Randy	5	3	11	5:07.771	4.123	25.153	26.315	27.587		1
	Kirkpatrick, Matt	2	4	11	5:11.775	8.127	26.260	26.732	27.821		4
	Torres, Amaury	6	5	11	5:27.315	23.667	27.508	28.620	29.405		6
	Barbera, Joe	3	6	10	5:09.224		27.550	28.459	30.922		5
	Orell, Ed	8	7	10	5:10.969	1.745	28.410	29.573	31.097		7
	Baio, Joe	1	8	10	5:13.479	4.255	29.453	30.468	31.348		8
	Leal, Silvo	9	9	8	5:02.826		32.248	35.742			Bump
	Louis, Richard	10	10	1	0:45.989		45.989				Bump

Car#	1	2	3	4	5	6	7	8	9	10
	Baio	Kirkpatrick	Barbera	Record	Deppen	Torres	Lazar	Orell	Leal	Louis
1.	7/32.137	4/26.260	5/27.829	3/25.508	2/25.153	6/29.332	1/24.609	8/33.499	9/38.984	10/45.989
2.	7/30.547	4/27.106	5/28.311	2/26.265	3/26.941	6/30.185	1/25.738	8/31.465	9/32.248	
3.	7/30.258	2/26.572	5/27.936	3/30.905	4/31.132	6/28.690	1/27.866	8/31.085	9/41.077	
4.	8/32.457	2/27.295	6/34.108	4/28.881	3/27.429	5/29.461	1/25.989	7/28.906	9/36.808	
5.	8/29.453	2/29.121	6/27.550	3/25.893	4/27.620	5/27.508	1/26.017	7/28.410	9/42.690	
6.	8/32.289	4/33.566	6/30.669	2/26.331	3/31.175	5/30.277	1/25.568	7/33.172	9/34.699	
7.	8/32.599	3/30.346	6/33.788	2/30.981	4/31.899	5/29.213	1/26.861	7/28.799	9/35.970	
8.	8/31.655	3/27.005	7/36.433	2/26.919	4/26.653	5/28.358	1/26.961	6/30.664	9/40.350	
9.	8/30.692	3/26.718	6/31.516	2/27.600	4/26.808	5/31.628	1/27.094	7/33.082		
10.	8/31.392	4/29.112	6/31.084	2/27.435	3/26.807	5/33.270	1/27.181	7/31.887		
11.		4/28.674		2/26.930	3/26.154	5/29.393	1/30.844			
12.							1/25.751			



# 13.5 4WD Buggy (A Main)

Top Qualifier is Allen, Tom 12/5: 17.452 (Rnd 2)

Round 3

8

## Coral Springs RC Track Race Day

Ser#42318

Timing and Scoring by [www.RCScoringPro.com](http://www.RCScoringPro.com)

Sponsor	Driver Name	Car	Pos	Laps	Race Time	Behind	Fast Lap	Average Top 5	Top 10	Top 15	Q#
	Mbrales, Fred	3	1	12	5:10.916		25.198	25.531	25.709		2
	Allen, Tom	6	2	12	5:16.725	5.809	25.187	25.590	26.026		1
	Record, Jeff	4	3	11	5:12.019		27.152	27.672	28.211		7
	Lee, Pak	7	4	11	5:15.019	3.000	27.427	27.661	28.061		4
	Kirkpatrick, Matt	1	5	11	5:18.519	6.500	26.721	27.244	28.358		3
	Honcho, Mke	2	6	10	5:03.892		28.478	28.722	30.389		6
	Rodriguez, Fred	5	7	9	4:58.863		28.459	30.095			5

Car#	1	2	3	4	5	6	7	8	9	10
	Kirkpatrick	Honcho	Morales	Record	Rodriguez	Allen	Lee			
1.	6/34.937	4/28.653	2/25.587	5/29.914	7/42.736	1/25.187	3/27.578			
2.	6/28.000	4/28.629	1/25.864	5/27.954	7/28.459	2/27.122	3/27.766			
3.	6/27.716	5/32.470	1/25.655	4/28.662	7/31.190	2/25.897	3/27.551			
4.	6/32.842	5/32.520	1/25.574	4/28.067	7/31.586	2/25.300	3/28.356			
5.	5/28.422	6/35.430	1/25.198	4/27.996	7/30.044	2/25.781	3/28.110			
6.	5/27.369	6/29.686	1/26.156	4/28.990	7/32.394	2/25.786	3/28.255			
7.	5/29.931	6/29.248	1/25.847	3/28.149	7/29.313	2/26.072	4/34.406			
8.	5/28.165	6/28.600	1/27.531	3/27.736	7/31.468	2/26.569	4/29.060			
9.	5/27.113	6/30.178	1/25.640	3/27.522	7/41.673	2/26.026	4/28.529			
10.	5/27.303	6/28.478	1/25.742	3/27.152		2/28.419	4/27.427			
11.	5/26.721		1/26.292	3/29.877		2/26.523	4/27.981			
12.			1/25.830			2/28.043				

# 2WD Modified Buggy (A Main)

Top Qualifier is Lopez, Jader 12/5: 14.450 (Rnd 2)

Round 3



## Coral Springs RC Track Race Day

Ser#42318

Timing and Scoring by [www.RCScoringPro.com](http://www.RCScoringPro.com)

Sponsor	Driver Name	Car	Pos	Laps	Race Time	Behind	Fast Lap	Average Top 5	Top 10	Top 15	Q#
	Lopez, Jader	7	1	12	5:08.947		23.844	25.121	25.444		1
	Applegate, Mke	8	2	12	5:22.680	13.733	25.032	25.611	26.191		2
	Cooper, Jared	9	3	11	5:14.771		26.512	26.936	28.138		7
	Intravia, Chris	4	4	11	5:19.528	4.757	26.311	26.552	28.571		3
	Record, Corey	1	5	11	5:21.342	6.571	26.403	27.614	28.817		8
	Delfino, Scott	6	6	11	5:22.179	7.408	27.760	28.083	29.085		5
	Neddeff, Matt	5	7	11	5:22.277	7.506	27.726	28.193	28.976		9
	Jordao, Ricardo	10	8	10	5:00.119		26.169	26.715	30.012		4
	Lee, Pak	2	9	10	5:10.947	10.828	27.519	29.188	31.095		6
	Merrill, James	3	10	0							10

Car#	1	2	3	4	5	6	7	8	9	10
	Record	Lee	Merrill	Intravia	Neddeff	Delfino	Lopez	Applegate	Cooper	Jordao
1.	5/29.584	6/30.415		8/33.214	7/31.564	3/27.825	1/23.844	2/25.032	4/28.271	9/41.176
2.	8/33.169	7/31.812		5/27.430	6/29.578	4/31.235	1/25.353	2/29.451	3/27.062	9/26.877
3.	8/30.871	6/29.789		7/32.332	5/29.033	4/28.732	1/25.248	2/25.593	3/26.865	9/26.169
4.	8/29.638	9/36.461		6/26.759	5/28.438	4/27.969	1/25.569	2/26.042	3/26.512	7/28.509
5.	7/29.550	9/28.772		4/26.582	6/32.516	5/30.874	1/25.817	2/26.302	3/26.855	8/30.837
6.	7/29.920	9/34.582		5/31.850	6/29.227	4/29.232	1/25.591	2/25.635	3/27.387	8/35.963
7.	7/30.091	9/29.447		6/33.816	5/28.826	4/31.331	1/25.936	2/25.908	3/30.322	8/27.294
8.	7/26.403	9/30.469		6/26.322	5/27.955	4/28.496	1/26.233	2/31.318	3/31.421	8/30.059
9.	7/26.693	9/27.519		5/26.311	6/28.019	4/27.760	1/28.277	2/29.004	3/27.665	8/26.204
10.	7/27.330	9/31.681		4/26.785	6/27.726	5/28.366	1/25.779	2/26.219	3/33.390	8/27.031
11.	5/28.093			4/28.127	7/29.395	6/30.359	1/25.629	2/25.889	3/29.021	
12.							1/25.671	2/26.287		

# 2WD Stock (A Main)

Top Qualifier is Record, Corey 12/5: 24.642 (Rnd 2)

Round 3

10

## Coral Springs RC Track Race Day

Ser#42318

Timing and Scoring by [www.RCScoringPro.com](http://www.RCScoringPro.com)

Sponsor	Driver Name	Car	Pos	Laps	Race Time	Behind	Fast Lap	Average Top 5	Top 10	Top 15	Q#
	Record, Corey	8	1	12	5:14.783		24.906	25.661	26.015		1
	Mbrales, Fred	7	2	11	5:21.457		25.874	26.053	26.678		2
	Eich, Dustin	1	3	11	5:24.833	3.376	25.734	27.394	28.811		3
	Chavez, Daniel	5	4	11	5:27.879	6.422	25.488	25.738	26.907		4
	Hutton, Jonathan	9	5	11	5:35.274	13.817	27.094	27.622	29.194		7
	Vega, Laz	2	6	10	5:17.337		28.260	29.434	31.734		9
	Correchel, Jose	6	7	10	5:21.153	3.816	29.085	30.100	32.115		8
	Louis, Richard	4	8	8	4:25.595		30.619	31.063			6
	Intravia, Chris	3	9	0							5

Car#	1	2	3	4	5	6	7	8	9	10
	Eich	Vega	Intravia	Louis	Chavez	Correchel	Morales	Record	Hutton	
1.	2/26.810	8/37.253		6/34.883	5/33.410	7/35.963	3/29.133	1/24.906	4/33.187	
2.	3/29.461	6/30.014		8/39.336	4/26.434	7/34.863	2/26.162	1/25.904	5/28.154	
3.	4/30.140	6/28.591		8/32.286	3/25.877	7/35.463	2/26.047	1/25.860	5/27.616	
4.	5/31.923	6/30.850		7/30.961	3/25.742	8/31.269	2/26.557	1/26.324	4/27.632	
5.	5/26.900	6/31.757		7/30.773	3/26.402	8/31.189	2/26.524	1/26.064	4/27.094	
6.	4/25.734	6/35.042		8/30.619	3/25.753	7/29.085	2/26.971	1/26.512	5/27.615	
7.	5/30.230	6/28.260		8/30.675	3/25.831	7/31.197	2/25.955	1/26.301	4/29.024	
8.	5/28.782	6/30.018		8/36.062	3/25.488	7/29.807	2/26.227	1/25.570	4/29.389	
9.	4/28.745	6/30.287			3/26.168	7/33.094	2/27.331	1/26.412	5/31.755	
10.	4/29.389	6/35.265			3/27.968	7/29.223	2/25.874	1/26.299	5/30.474	
11.	3/36.719				4/58.806		2/54.676	1/26.947	5/43.334	
12.								1/27.684		