




## Coral Springs R/C Track

Ser#42318

Timing and Scoring by [www.RCScoringPro.com](http://www.RCScoringPro.com)

Sponsor	Driver Name	Car	Pos	Laps	Race Time	Behind	Fast Lap	Average Top 5	Top 10	Top 15	Q#
	Castaneda, Daniel	7	1	13	6:16.244		27.449	27.717	28.259		1
	Lee, Pak	8	2	13	6:25.231	8.987	28.153	28.681	29.052		2
	Papero, Mark	1	3	13	6:27.203	10.959	28.671	28.966	29.333		3
	Record, Corey	6	4	12	6:24.747		29.640	30.520	31.536		4
	Vanassche, Kelly	4	5	11	6:20.241		30.319	31.335	33.790		5
	Kowal, Tim	9	6	10	4:56.637		27.740	28.654	29.664		6
	Honcho, Mke	5	7	10	6:04.330	67.693	32.658	33.778	36.433		7
	Robles Jose	2	8	10	6:17.060	80.423	33.769	35.154	37.706		8
	Large, Brandon	3	9	8	6:11.648		38.534	43.502			9

Car#	1	2	3	4	5	6	7	8	9	10
	Papero	Robles Jose	Large	Vanassche	Honcho	Record	Castaneda	Lee	Kowal	
1.	1/29.070 13/6:17.9	6/34.843 11/6:23.2	9/47.465 8/6:19.6	7/40.030 9/6:00.2	8/45.835 8/6:06.7	2/30.620 12/6:07.4	4/31.648 12/6:19.7	5/33.754 11/6:11.2	3/31.221 12/6:14.6	
2.	1/29.336 13/6:19.6	6/33.846 11/6:17.7	9/45.949 8/6:13.6	7/32.495 10/6:02.6	8/34.714 9/6:02.4	4/29.640 12/6:01.5	2/27.554 13/6:24.8	5/28.153 12/6:11.4	3/28.548 13/6:28.5	
3.	2/29.130 13/6:19.3	7/41.501 10/6:07.2	9/55.380 8/6:36.7	6/33.296 11/6:28.0	8/32.658 10/6:17.3	5/33.973 12/6:16.9	1/27.900 13/6:17.4	4/30.721 12/6:10.5	3/31.244 12/6:04.0	
4.	2/29.020 13/6:18.8	6/36.109 10/6:05.7	9/42.571 8/6:22.7	8/42.338 10/6:10.3	7/33.211 10/6:06.0	5/30.401 12/6:13.8	1/28.710 13/6:16.3	4/29.213 12/6:05.5	3/29.623 12/6:01.9	
5.	2/30.919 13/6:23.4	8/37.957 10/6:08.5	9/38.534 8/6:07.8	6/30.472 11/6:32.9	7/35.627 10/6:04.0	5/33.891 12/6:20.4	1/27.449 13/6:12.4	4/28.360 12/6:00.4	3/27.740 13/6:25.7	
6.	2/29.240 13/6:22.8	8/40.617 10/6:14.7	9/48.192 8/6:10.7	6/30.443 11/6:23.2	7/38.216 10/6:07.1	5/31.924 12/6:20.8	1/32.066 13/6:19.8	4/28.764 13/6:27.7	3/29.654 13/6:25.7	
7.	2/28.671 13/6:21.4	8/43.931 10/6:24.0	9/50.568 8/6:15.6	6/32.944 11/6:20.3	7/39.404 10/6:10.9	5/30.305 12/6:18.4	1/28.569 13/6:18.6	4/30.157 13/6:28.3	3/30.228 13/6:26.7	
8.	2/29.960 13/6:22.4	8/37.203 10/6:22.5	9/42.989 8/6:11.6	6/30.319 11/6:14.4	7/34.594 10/6:07.8	5/31.684 12/6:18.6	1/29.937 13/6:19.9	4/29.409 13/6:27.6	3/29.139 13/6:25.7	
9.	2/31.270 13/6:25.1	8/37.284 10/6:21.4		6/36.756 11/6:17.7	7/33.712 10/6:04.4	5/33.458 12/6:21.1	1/27.720 13/6:17.7	3/29.107 13/6:26.5	4/31.021 13/6:27.7	
10.	4/31.686 13/6:27.7	8/33.769 10/6:17.0		6/33.721 11/6:17.0	7/36.359 10/6:04.3	5/31.802 12/6:21.2	1/28.486 13/6:17.0	3/29.143 13/6:25.8	2/28.219 13/6:25.6	
11.	3/30.497 13/6:28.5			5/37.427 11/6:20.2		4/31.636 12/6:21.0	1/29.637 13/6:17.8	2/29.019 13/6:25.0		
12.	3/29.464 13/6:28.1					4/35.413 12/6:24.7	1/28.606 13/6:17.3	2/29.196 13/6:24.5		
13.	3/28.940 13/6:27.1						1/27.962 13/6:16.2	2/30.235 13/6:25.2		

Coral Springs R/C Track

Ser#42318

Timing and Scoring by www.RCScoringPro.com

Sponsor	Driver Name	Car	Pos	Laps	Race Time	Behind	Fast Lap	Average Top 5	Top 10	Top 15	Q#
	Applegate, Mke	3	1	14	6:15.797		25.904	26.256	26.502		1
	Janos `Lazi` Lazar	7	2	12	6:04.949		27.577	27.836	29.126		2
	Carlson, Glenn	5	3	12	6:11.562	6.613	28.230	29.139	30.044		3
	Scallo, Anthony	2	4	12	6:16.594	11.645	28.639	29.550	30.366		4
	Kranz, Jeff	1	5	12	6:21.164	16.215	28.415	29.245	30.737		5
	Kaplan, Nicole	6	6	10	6:31.965		33.273	35.734	39.197		6
	Neddeff, Matt	8	7	3	1:45.021		34.682				7
	Law, Felix	9	8	0							8
	De Young, Jerry	4	9	0							9

Car#	1	2	3	4	5	6	7	8	9	10
	Kranz	Scallo	Applegate	De Young	Carlson	Kaplan	nos `Lazi` Laz	Neddeff	Law	
1.	3/30.205 12/6:02.3	4/31.004 12/6:12.0	1/26.525 14/6:11.2		2/28.997 13/6:17.0	5/34.654 11/6:21.1	7/35.320 11/6:28.5	6/34.682 11/6:21.4		
2.	3/38.026 11/6:15.2	5/39.059 11/6:25.3	1/27.081 14/6:15.2		2/36.626 11/6:00.9	7/45.062 10/6:38.6	6/35.078 11/6:27.2	4/35.294 11/6:24.8		
3.	3/29.483 12/6:30.8	5/29.300 11/6:04.3	1/26.697 14/6:14.7		2/29.131 12/6:19.0	7/35.584 10/6:24.3	4/28.849 11/6:03.9	6/35.045 11/6:25.0		
4.	5/35.768 11/6:07.0	3/29.289 12/6:25.9	1/26.688 14/6:14.4		2/32.481 12/6:21.6	6/37.407 10/6:21.7	4/29.831 12/6:27.2			
5.	5/31.656 11/6:03.3	3/30.472 12/6:21.8	1/26.470 14/6:13.6		4/34.496 12/6:28.1	6/42.103 10/6:29.6	2/27.670 12/6:16.2			
6.	5/33.509 11/6:04.1	4/32.711 12/6:23.6	1/25.904 14/6:11.8		3/28.230 12/6:19.9	6/33.273 10/6:20.1	2/27.577 12/6:08.6			
7.	5/28.415 12/6:29.2	4/30.868 12/6:21.7	1/28.436 14/6:15.6		3/30.632 12/6:18.1	6/42.224 10/6:26.1	2/27.997 12/6:03.9			
8.	5/29.854 12/6:25.3	4/30.051 12/6:19.1	1/26.251 14/6:14.5		3/30.150 12/6:16.1	6/43.873 10/6:32.7	2/28.346 12/6:01.0			
9.	5/28.435 12/6:20.4	4/28.639 12/6:15.1	1/26.884 14/6:14.7		3/30.371 12/6:14.8	6/40.035 10/6:33.5	2/28.474 13/6:28.7			
10.	5/31.291 12/6:19.9	4/30.781 12/6:14.6	1/26.784 14/6:14.8		3/29.875 12/6:13.1	6/37.750 10/6:31.9	2/29.850 13/6:28.6			
11.	5/30.037 12/6:18.1	4/30.541 12/6:13.8	1/26.976 14/6:15.0		3/29.463 12/6:11.3		2/38.369 12/6:08.0			
12.	5/34.485 12/6:21.1	4/33.879 12/6:16.5	1/26.128 14/6:14.2		3/31.110 12/6:11.5		2/27.588 12/6:04.9			
13.			1/26.685 14/6:14.2							
14.			1/28.288 14/6:15.8							

Top Qualifiers	Qual#	Laps	Race Time (Difference)	Round	Race	Pos in Race	Fast Lap
Applegate, Mike	1	14	6:15.797	1	2	1	25.904
Janos `Lazi` Lazar	2	12	6:04.949	1	2	2	27.577
Carlson, Glenn	3	12	6:11.562 6.613	1	2	3	28.230
Scallo, Anthony	4	12	6:16.594 5.032	1	2	4	28.639
Kranz, Jeff	5	12	6:21.164 4.570	1	2	5	28.415
Kaplan, Nicole	6	10	6:31.965	1	2	6	33.273
Neddeff, Matt	7	3	1:45.021	1	2	7	34.682
Law, Felix	8	0		1	2	8	
De Young, Jerry	8	0	0.000	1	2	9	

# Mod Buggy

Top Qualifier is Applegate, Mike 14/6: 15.797 (Rnd 1)


Round 1

3

## Coral Springs R/C Track

Ser#42318

Timing and Scoring by [www.RCScoringPro.com](http://www.RCScoringPro.com)

Sponsor	Driver Name	Car	Pos	Laps	Race Time	Behind	Fast Lap	Average Top 5	Top 10	Top 15	Q#
	Lopez, Jader	1	1	14	6:06.532		25.117	25.160	25.371		1
	Worthington, Glenn	4	2	13	6:02.258		26.649	27.120	27.393		3
	Castaneda, Daniel	2	3	13	6:16.411	14.153	27.073	27.372	27.852		4
	Witkowski, Dan	3	4	12	6:12.922		29.678	30.024	30.575		7
	LaGrone, Zach	6	5	12	6:20.708	7.786	29.862	30.384	31.316		9
	Salvant, Sebastien	8	6	11	6:03.887		29.734	30.435	32.359		11
	Record, Corey	7	7	10	4:42.785		27.141	27.416	28.278		12

Car#	1	2	3	4	5	6	7	8	9	10
	Lopez	Castaneda	Witkowski	Worthington		LaGrone	Record	Salvant		
1.	1/25.567 15/6:23.5	7/37.067 10/6:10.6	6/34.758 11/6:22.3	2/27.635 14/6:26.9		4/32.748 11/6:00.2	3/28.028 13/6:04.3	5/33.563 11/6:09.1		
2.	1/25.216 15/6:20.8	6/31.457 11/6:16.8	5/30.440 12/6:31.2	2/28.883 13/6:07.3		4/30.877 12/6:21.7	3/29.019 13/6:10.8	7/36.051 11/6:22.8		
3.	1/25.238 15/6:20.1	6/27.996 12/6:26.0	4/30.623 12/6:23.2	2/27.541 13/6:04.2		5/32.615 12/6:24.9	3/31.788 13/6:24.9	7/29.734 11/6:04.2		
4.	1/28.824 14/6:06.9	4/27.773 12/6:12.8	5/30.724 12/6:19.6	2/27.500 13/6:02.5		6/31.101 12/6:22.0	3/27.318 13/6:17.4	7/29.789 12/6:27.4		
5.	1/28.389 14/6:13.0	4/27.133 12/6:03.4	5/30.951 12/6:18.0	2/27.027 13/6:00.3		6/30.515 12/6:18.8	3/27.987 13/6:14.7	7/40.294 11/6:12.7		
6.	1/25.117 14/6:09.4	4/28.439 13/6:29.6	5/29.678 12/6:14.3	2/28.118 13/6:01.1		6/32.905 12/6:21.5	3/27.455 13/6:11.7	7/32.576 11/6:10.3		
7.	1/25.195 14/6:07.1	4/27.610 13/6:25.3	5/29.887 12/6:12.1	2/27.360 13/6:00.3		6/31.875 12/6:21.6	3/28.763 13/6:12.0	7/34.278 11/6:11.2		
8.	1/26.164 14/6:06.9	4/27.073 13/6:21.1	5/31.127 12/6:12.2	2/26.649 14/6:26.2		6/33.783 12/6:24.6	3/27.141 13/6:09.6	7/34.950 11/6:12.9		
9.	1/25.528 14/6:05.9	4/27.650 13/6:18.7	5/30.320 12/6:11.3	2/27.971 14/6:26.8		6/30.681 12/6:22.8	3/27.178 13/6:07.8	7/32.000 11/6:10.6		
10.	1/25.129 14/6:04.5	4/27.392 13/6:16.4	5/32.414 12/6:13.1	2/27.327 14/6:26.4		6/29.983 12/6:20.4	3/28.108 13/6:07.6	7/30.606 11/6:07.2		
11.	1/25.144 14/6:03.3	3/29.354 13/6:16.9	4/29.794 12/6:11.6	2/27.687 14/6:26.5		5/33.763 12/6:22.7		6/30.046 11/6:03.8		
12.	1/25.767 14/6:03.1	3/28.102 13/6:15.9	4/32.206 12/6:12.9	2/27.235 14/6:26.0		5/29.862 12/6:20.7				
13.	1/25.812 14/6:03.0	3/29.365 13/6:16.4		2/31.325 13/6:02.2						
14.	1/29.442 14/6:06.5									

Top Qualifiers	Qual#	Laps	Race Time (Difference)	Round	Race	Pos in Race	Fast Lap
Lopez, Jader	1	14	6:06.532	1	3	1	25.117
Applegate, Mike	2	14	6:15.797 9.265	1	2	1	25.904
Worthington, Glenn	3	13	6:02.258	1	3	2	26.649
Castaneda, Daniel	4	13	6:16.411 14.15	1	3	3	27.073
Janos `Lazi` Lazar	5	12	6:04.949	1	2	2	27.577
Carlson, Glenn	6	12	6:11.562 6.613	1	2	3	28.230
Witkowski, Dan	7	12	6:12.922 1.360	1	3	4	29.678
Scallo, Anthony	8	12	6:16.594 3.672	1	2	4	28.639
LaGrone, Zach	9	12	6:20.708 4.114	1	3	5	29.862
Kranz, Jeff	10	12	6:21.164 0.456	1	2	5	28.415



Car# 11      12      13      14      15      16      17      18      19      20  
Garoutte

10.									
11.									
12.									
13.									
14.									

<u>Top Qualifiers</u>	<u>Qual#</u>	<u>Laps</u>	<u>Race Time (Difference)</u>		<u>Round</u>	<u>Race</u>	<u>Pos in Race</u>	<u>Fast Lap</u>
Carlson, Glenn	1	14	6:20.201		1	4	1	25.421
Torres, Yamig	2	14	6:24.250	4.049	1	4	2	25.617
Record, Jeff	3	13	6:02.999		1	4	3	26.458
Gonzalez, Gabe	4	13	6:08.361	5.362	1	4	4	27.639
Zambaloni, Danioli	5	12	6:04.380		1	4	5	25.550
Fabiani, Massimo	6	12	6:14.834	10.45	1	4	6	27.158
Frigola, Dan	7	12	6:18.778	3.944	1	4	7	29.316
OConnell, Denis	8	11	6:02.578		1	4	8	28.335
Jones, Jeff	9	10	5:33.711		1	4	9	29.132
Garoutte, Conner	10	8	6:01.101		1	4	10	37.401



Car# 11      12      13      14      15      16      17      18      19      20

Hutton

10.	7/40.343 12/6:17.7									
11.	7/48.371 11/6:03.1									
12.										
13.										
14.										

<u>Top Qualifiers</u>		<u>Qual#</u>	<u>Laps</u>	<u>Race Time (Difference)</u>		<u>Round</u>	<u>Race</u>	<u>Pos in Race</u>	<u>Fast Lap</u>
	Carlson, Glenn	1	14	6:20.201		1	4	1	25.421
	Torres, Yamig	2	14	6:24.250	4.049	1	4	2	25.617
	Bickel, Kevin	3	14	6:27.675	3.425	1	5	1	25.892
	Janos `Lazi` Lazar	4	13	5:46.455		1	5	2	24.719
	Record, Jeff	5	13	6:02.999	16.54	1	4	3	26.458
	Gonzalez, Gabe	6	13	6:08.361	5.362	1	4	4	27.639
	Zambaloni, Danioli	7	12	6:04.380		1	4	5	25.550
	Johnston, Richard	8	12	6:05.416	1.036	1	5	3	28.378
	Mato, Jose	9	12	6:05.574	0.158	1	5	4	28.371
	Large, Scott	10	12	6:13.695	8.121	1	5	5	28.253

# Pro 2 Modified


Round 1



## Coral Springs R/C Track

Ser#42318

Timing and Scoring by [www.RCScoringPro.com](http://www.RCScoringPro.com)

Sponsor	Driver Name	Car	Pos	Laps	Race Time	Behind	Fast Lap	Average Top 5	Top 10	Top 15	Q#
	Bowser, Rob	1	1	12	6:14.127		29.460	29.988	30.697		1
	Carlson, Glenn	4	2	12	6:14.452	0.325	29.625	29.845	30.531		2
	Kowal, Tim	2	3	11	5:25.156		28.684	28.936	29.276		3
	Record, Corey	5	4	11	6:01.471	36.315	29.569	30.053	30.699		4
	OConnell, Denis	3	5	8	6:06.422		36.654	38.067			5

Car#	1	2	3	4	5	6	7	8	9	10
	Bowser	Kowal	OConnell	Carlson	Record					
1.	3/31.609 12/6:19.3	1/28.752 13/6:13.7	5/78.633 5/6:33.1	2/29.812 13/6:27.5	4/31.652 12/6:19.7					
2.	4/32.156 12/6:22.6	2/32.394 12/6:06.8	5/47.627 6/6:18.7	1/29.892 13/6:28.0	3/30.520 12/6:13.0					
3.	4/32.931 12/6:26.8	2/29.607 12/6:03.0	5/41.211 7/6:30.7	1/29.819 13/6:27.9	3/29.569 12/6:06.9					
4.	4/31.180 12/6:23.6	2/29.336 12/6:00.2	5/49.829 7/6:20.2	1/30.195 13/6:29.0	3/29.647 12/6:04.1					
5.	4/30.532 12/6:20.1	1/29.434 13/6:28.7	5/38.080 8/6:48.6	2/31.529 12/6:03.0	3/29.880 12/6:03.0					
6.	4/30.793 12/6:18.3	1/29.854 13/6:28.6	5/37.116 8/6:30.0	2/31.579 12/6:05.6	3/32.047 12/6:06.6					
7.	4/29.984 12/6:15.7	1/29.851 13/6:28.5	5/36.654 8/6:16.1	2/30.280 12/6:05.3	3/30.648 12/6:06.7					
8.	3/29.884 12/6:13.6	1/28.895 13/6:26.9	5/37.272 8/6:06.4	2/34.096 12/6:10.7	4/54.484 11/6:09.1					
9.	3/29.460 12/6:11.3	1/29.088 13/6:25.9		2/29.625 12/6:09.1	4/30.856 11/6:05.8					
10.	3/34.222 12/6:15.2	1/28.684 13/6:24.6		2/30.079 12/6:08.2	4/31.063 11/6:03.4					
11.	3/31.297 12/6:15.3	1/29.261 13/6:24.2		2/35.045 12/6:13.0	4/31.105 11/6:01.4					
12.	1/30.079 12/6:14.1			2/32.501 12/6:14.4						

Top Qualifiers	Qual#	Laps	Race Time (Difference)	Round	Race	Pos in Race	Fast Lap
Bowser, Rob	1	12	6:14.127	1	6	1	29.460
Carlson, Glenn	2	12	6:14.452 0.325	1	6	2	29.625
Kowal, Tim	3	11	5:25.156	1	6	3	28.684
Record, Corey	4	11	6:01.471 36.31	1	6	4	29.569
OConnell, Denis	5	8	6:06.422	1	6	5	36.654





Coral Springs R/C Track

Ser#42318

Timing and Scoring by www.RCScoringPro.com

Sponsor	Driver Name	Car	Pos	Laps	Race Time	Behind	Fast Lap	Average Top 5	Top 10	Top 15	Q#
	Law, Felix	6	1	15	6:01.403		22.641	23.128	23.415	24.094	1
	Applegate, Mke	7	2	15	6:13.901	12.498	23.760	24.140	24.516	24.927	2
	Worthington, Glenn	1	3	14	6:04.794		24.326	24.641	25.233		3
	Gonzalez, Gabe	3	4	14	6:23.225	18.431	26.032	26.485	26.752		4
	Scallo, Anthony	4	5	13	6:08.518		25.773	26.234	27.277		5
	Montiel, Christian	5	6	13	6:11.845	3.327	25.710	26.861	27.537		6
	Lee, Pak	2	7	12	6:08.021		27.807	28.247	29.244		7

Car#	1	2	3	4	5	6	7	8	9	10
	Worthington	Lee	Gonzalez	Scallo	Montiel	Law	Applegate			
1.	3/25.922 14/6:02.8	4/28.103 13/6:05.3	6/30.786 12/6:09.4	7/35.089 11/6:25.9	5/28.274 13/6:07.5	1/24.451 15/6:06.7	2/25.420 15/6:21.3			
2.	3/24.326 15/6:16.8	7/38.041 11/6:03.7	4/28.147 13/6:23.0	5/26.317 12/6:08.4	6/33.854 12/6:12.7	1/23.957 15/6:03.0	2/24.674 15/6:15.6			
3.	3/28.768 14/6:08.7	7/27.807 12/6:15.8	4/28.152 13/6:17.3	5/27.907 13/6:27.0	6/28.921 12/6:04.1	1/24.427 15/6:04.2	2/25.160 15/6:16.2			
4.	3/24.601 14/6:02.6	7/31.049 12/6:15.0	4/28.624 13/6:16.0	6/31.098 12/6:01.2	5/27.301 13/6:24.6	1/23.415 15/6:00.9	2/25.621 15/6:18.2			
5.	3/24.823 15/6:25.3	7/30.050 12/6:12.1	4/27.139 13/6:11.4	6/27.695 13/6:25.0	5/27.840 13/6:20.0	1/27.703 15/6:11.8	2/25.320 15/6:18.5			
6.	3/28.450 14/6:06.0	7/37.536 12/6:25.1	4/27.050 13/6:08.1	6/28.700 13/6:23.0	5/25.710 13/6:12.4	1/25.078 15/6:12.5	2/23.923 15/6:15.3			
7.	3/26.351 14/6:06.4	7/28.949 12/6:19.7	4/26.744 13/6:05.1	6/29.561 13/6:23.2	5/33.703 13/6:21.8	1/23.612 15/6:09.9	2/24.807 15/6:14.8			
8.	3/28.897 14/6:11.2	7/28.951 12/6:15.7	4/26.325 13/6:02.3	6/28.869 13/6:22.2	5/27.215 13/6:18.3	1/25.595 15/6:11.7	2/24.910 15/6:14.6			
9.	3/25.905 14/6:10.2	7/29.450 12/6:13.2	4/26.720 13/6:00.6	5/25.773 13/6:17.0	6/28.592 13/6:17.5	1/23.579 15/6:09.6	2/23.760 15/6:12.6			
10.	3/25.295 14/6:08.6	7/31.708 12/6:13.9	4/27.046 14/6:27.4	5/26.507 13/6:13.7	6/26.494 13/6:14.2	1/23.503 15/6:07.9	2/26.807 15/6:15.5			
11.	3/24.471 14/6:06.3	7/28.429 12/6:10.9	4/26.602 14/6:26.0	5/26.164 13/6:10.7	6/28.131 13/6:13.4	1/23.857 15/6:07.0	2/24.176 15/6:14.4			
12.	3/25.728 14/6:05.7	7/27.948 12/6:08.0	4/26.759 14/6:25.1	5/26.407 13/6:08.4	6/28.227 13/6:12.9	1/23.213 15/6:05.4	2/24.500 15/6:13.8			
13.	3/24.984 14/6:04.5		4/26.032 14/6:23.5	5/28.431 13/6:08.5	6/27.583 13/6:11.8	1/22.641 15/6:03.4	2/25.570 15/6:14.5			
14.	3/26.273 14/6:04.7		4/27.099 14/6:23.2			1/23.447 15/6:02.6	2/24.913 15/6:14.5			
15.						1/22.925 15/6:01.3	2/24.340 15/6:13.8			

Top Qualifiers	Qual#	Laps	Race Time (Difference)	Round	Race	Pos in Race	Fast Lap
Law, Felix	1	15	6:01.403	1	7	1	22.641
Applegate, Mike	2	15	6:13.901 12.49	1	7	2	23.760
Worthington, Glenn	3	14	6:04.794	1	7	3	24.326
Gonzalez, Gabe	4	14	6:23.225 18.43	1	7	4	26.032
Scallo, Anthony	5	13	6:08.518	1	7	5	25.773
Montiel, Christian	6	13	6:11.845 3.327	1	7	6	25.710
Lee, Pak	7	12	6:08.021	1	7	7	27.807

# 4wd Mod

Top Qualifier is Law, Felix 15/6: 01.403 (Rnd 1)


Round 1

8

## Coral Springs R/C Track

Ser#42318

Timing and Scoring by [www.RCScoringPro.com](http://www.RCScoringPro.com)

Sponsor	Driver Name	Car	Pos	Laps	Race Time	Behind	Fast Lap	Average Top 5	Top 10	Top 15	Q#
	Lopez, Jader	3	1	15	6:01.662		22.795	22.898	23.055	24.111	2
	Carlson, Glenn	2	2	14	6:05.229		24.222	24.582	25.059		5
	Witkowski, Dan	6	3	13	6:10.734		24.955	25.317	26.475		8
	Mato, Jose	4	4	12	5:26.937		25.739	26.285	26.539		10
	Robles Jose	1	5	11	6:02.517		29.815	30.725	32.420		12
	Hutton, Jonathan	5	6	0							13

Car# 1	2	3	4	5	6	7	8	9	10
Robles Jose	Carlson	Lopez	Mato	Hutton	Witkowski				
1. 5/32.170 12/6:26.0	4/29.703 13/6:26.0	1/26.748 14/6:14.5	3/29.061 13/6:17.7		2/27.796 13/6:01.4				
2. 5/36.029 11/6:15.1	2/25.919 13/6:01.5	1/23.383 15/6:15.9	3/27.201 13/6:05.6		4/31.529 13/6:25.6				
3. 5/31.692 11/6:06.2	2/24.222 14/6:12.5	1/23.516 15/6:08.2	3/26.461 14/6:26.0		4/40.016 11/6:04.2				
4. 5/34.300 11/6:09.0	2/25.383 14/6:08.3	1/29.859 14/6:02.2	3/26.663 14/6:22.8		4/25.957 12/6:15.8				
5. 5/32.468 11/6:06.6	2/25.529 14/6:06.1	1/23.391 15/6:20.7	3/26.320 14/6:19.9		4/26.354 12/6:03.9				
6. 5/35.609 11/6:10.8	2/25.500 14/6:04.6	1/22.985 15/6:14.6	3/26.421 14/6:18.3		4/25.581 13/6:23.9				
7. 5/29.901 11/6:04.8	2/24.401 14/6:01.3	1/22.982 15/6:10.4	3/26.575 14/6:17.3		4/25.551 13/6:16.5				
8. 5/29.815 11/6:00.2	2/25.028 15/6:25.6	1/23.843 15/6:08.8	3/26.482 14/6:16.5		4/26.528 13/6:12.6				
9. 5/30.178 12/6:29.5	2/25.353 15/6:25.0	1/22.795 15/6:05.8	3/26.755 14/6:16.3		4/25.504 13/6:08.0				
10. 5/38.317 11/6:03.5	2/27.817 14/6:02.4	1/22.804 15/6:03.4	3/25.739 14/6:14.7		4/24.955 13/6:03.7				
11. 5/32.038 11/6:02.5	2/24.999 14/6:01.2	1/23.169 15/6:02.0	3/26.774 14/6:14.7		4/24.994 13/6:00.1				
12.	2/24.260 15/6:25.1	1/22.923 15/6:00.5	3/32.485 14/6:21.4		4/33.104 13/6:06.0				
13.	2/29.542 14/6:03.6	1/27.143 15/6:04.0			3/32.865 13/6:10.7				
14.	2/27.573 14/6:05.2	1/23.001 15/6:02.7							
15.		1/23.120 15/6:01.6							

Top Qualifiers	Qual#	Laps	Race Time (Difference)	Round	Race	Pos in Race	Fast Lap
Law, Felix	1	15	6:01.403	1	7	1	22.641
Lopez, Jader	2	15	6:01.662 0.259	1	8	1	22.795
Applegate, Mike	3	15	6:13.901 12.23	1	7	2	23.760
Worthington, Glenn	4	14	6:04.794	1	7	3	24.326
Carlson, Glenn	5	14	6:05.229 0.435	1	8	2	24.222
Gonzalez, Gabe	6	14	6:23.225 17.99	1	7	4	26.032
Scallo, Anthony	7	13	6:08.518	1	7	5	25.773
Witkowski, Dan	8	13	6:10.734 2.216	1	8	3	24.955
Montiel, Christian	9	13	6:11.845 1.111	1	7	6	25.710
Mato, Jose	10	12	5:26.937	1	8	4	25.739

# 1-8 Scale E buggy

Round 1



## Coral Springs R/C Track

Ser#42318

Timing and Scoring by [www.RCScoringPro.com](http://www.RCScoringPro.com)

Sponsor	Driver Name	Car	Pos	Laps	Race Time	Behind	Fast Lap	Average Top 5	Top 10	Top 15	Q#
	Pagnato, Vito	3	1	15	6:26.225		23.972	24.706	25.095	25.748	1
	Allen, Tom	9	2	14	6:01.491		24.566	24.879	25.049		2
	Kranz, Jeff	4	3	14	6:04.190	2.699	24.651	24.922	25.215		3
	Butera, Gavin	6	4	14	6:23.042	21.551	26.185	26.397	26.675		4
	Tavares Mke	7	5	13	6:00.376		26.508	26.695	26.956		5
	DiPiero, Matt	8	6	13	6:11.387	11.011	26.429	27.012	27.896		6
	Fabiani, Massimo	1	7	13	6:18.193	17.817	25.674	26.466	27.908		7
	Kerby, Jamin	2	8	10	4:35.007		25.916	26.368	27.501		8
	Papero, Mark	5	9	0							9

Car#	1	2	3	4	5	6	7	8	9	10
	Fabiani	Kerby	Pagnato	Kranz	Papero	Butera	Tavares Mike	DiPiero	Allen	
1.	8/30.765 12/6:09.2	6/28.503 13/6:10.5	2/25.622 15/6:24.3	5/27.606 14/6:26.5		3/26.755 14/6:14.5	4/27.227 14/6:21.2	7/29.661 13/6:25.5	1/24.566 15/6:08.5	
2.	8/33.153 12/6:23.5	6/28.830 13/6:12.6	2/25.976 14/6:01.1	5/27.962 13/6:01.2		3/26.688 14/6:14.0	4/26.967 14/6:19.3	7/32.357 12/6:12.1	1/24.762 15/6:09.9	
3.	7/25.674 13/6:28.2	6/26.286 13/6:02.3	2/24.784 15/6:21.8	4/25.600 14/6:18.7		3/26.185 14/6:11.6	5/27.723 14/6:22.2	8/30.017 12/6:08.1	1/25.092 15/6:12.1	
4.	8/32.419 12/6:06.0	6/27.446 13/6:00.9	2/25.339 15/6:21.4	3/25.146 14/6:12.0		5/30.384 14/6:25.0	4/26.661 14/6:20.0	7/27.642 13/6:28.9	1/25.149 15/6:13.3	
5.	8/27.960 13/6:29.9	5/25.916 14/6:23.5	2/25.780 15/6:22.5	3/25.767 14/6:09.8		6/28.794 13/6:00.9	4/26.825 14/6:19.1	7/26.918 13/6:21.1	1/24.964 15/6:13.5	
6.	8/33.544 12/6:07.0	4/26.014 14/6:20.3	2/25.389 15/6:22.2	3/26.670 14/6:10.4		5/27.262 14/6:27.4	6/31.508 13/6:01.6	7/29.643 13/6:21.8	1/25.276 15/6:14.5	
7.	8/29.225 12/6:04.6	4/28.572 14/6:23.1	2/29.315 14/6:04.4	3/25.240 14/6:07.9		6/28.742 13/6:01.7	5/26.736 14/6:27.3	7/28.894 13/6:20.9	1/25.254 15/6:15.1	
8.	8/27.668 12/6:00.6	4/26.178 14/6:21.0	2/25.291 14/6:03.1	3/24.658 14/6:05.1		6/26.539 14/6:27.3	5/26.744 14/6:25.6	7/27.231 13/6:17.5	1/25.636 15/6:16.3	
9.	8/29.137 13/6:29.3	4/29.373 14/6:24.4	2/23.972 14/6:00.0	3/25.594 14/6:04.3		6/26.545 14/6:25.6	5/26.939 14/6:24.7	7/27.662 13/6:15.5	1/26.429 15/6:18.5	
10.	8/25.802 13/6:23.9	5/27.889 14/6:25.0	2/25.153 15/6:24.9	3/25.339 14/6:03.4		6/27.226 14/6:25.1	4/27.226 14/6:24.3	7/28.038 13/6:14.4	1/25.322 15/6:18.6	
11.	7/26.679 13/6:20.5		2/24.632 15/6:23.5	3/25.030 14/6:02.2		4/26.511 14/6:23.8	5/31.413 13/6:01.6	6/26.839 13/6:12.1	1/25.083 15/6:18.4	
12.	7/26.505 13/6:17.5		2/26.602 15/6:24.8	3/29.801 14/6:06.8		4/26.836 14/6:23.2	5/26.508 13/6:00.1	6/26.429 13/6:09.7	1/25.021 15/6:18.1	
13.	7/29.662 13/6:18.1		2/26.194 15/6:25.4	3/25.126 14/6:05.6		4/28.372 14/6:24.2	5/27.899 13/6:00.3	6/30.056 13/6:11.3	1/27.998 15/6:21.4	
14.			1/24.990 15/6:24.6	3/24.651 14/6:04.1		4/26.203 14/6:23.0			2/30.939 14/6:01.4	
15.			1/27.186 14/6:00.4							

Top Qualifiers	Qual#	Laps	Race Time (Difference)	Round	Race	Pos in Race	Fast Lap
Pagnato, Vito	1	15	6:26.225	1	9	1	23.972
Allen, Tom	2	14	6:01.491	1	9	2	24.566
Kranz, Jeff	3	14	6:04.190 2.699	1	9	3	24.651
Butera, Gavin	4	14	6:23.042 18.85	1	9	4	26.185
Tavares Mike	5	13	6:00.376	1	9	5	26.508
DiPiero, Matt	6	13	6:11.387 11.01	1	9	6	26.429
Fabiani, Massimo	7	13	6:18.193 6.806	1	9	7	25.674
Kerby, Jamin	8	10	4:35.007	1	9	8	25.916
Papero, Mark	9	0		1	9	9	

# 1-8 Scale E buggy

Top Qualifier is Pagnato, Vito 15/6: 26.225 (Rnd 1)

Round 1

10

## Coral Springs R/C Track

Ser#42318

Timing and Scoring by [www.RCScoringPro.com](http://www.RCScoringPro.com)

Sponsor	Driver Name	Car	Pos	Laps	Race Time	Behind	Fast Lap	Average Top 5	Top 10	Top 15	Q#
	Janos `Lazi` Lazar	6	1	14	6:03.556		24.105	24.597	25.015		3
	Sabol, Greg	8	2	14	6:08.285	4.729	24.628	24.893	25.235		5
	Mntiel, Christian	9	3	14	6:10.471	6.915	24.821	25.180	25.638		6
	Salvant, Sebastien	3	4	14	6:13.995	10.439	24.961	25.345	25.919		7
	Bowser, Rob	1	5	13	6:00.918		25.056	25.696	26.634		10
	Bickel, Kevin	2	6	13	6:03.176	2.258	25.037	25.487	26.442		11
	Olsen, Robert	4	7	13	6:21.065	20.147	25.634	26.861	28.250		14
	Vanassche, Kelly	7	8	13	6:24.478	23.560	26.077	27.165	28.547		15
	Perez, Luis	5	9	4	1:37.028		23.567				17

Car# 1	2	3	4	5	6	7	8	9	10
Bowser	Bickel	Salvant	Olsen	Perez	anos `Lazi` Laza	Vanassche	Sabol	Montiel	
1. 6/27.626 14/6:26.8	3/26.211 14/6:06.9	9/29.890 13/6:28.5	4/26.480 14/6:10.7	1/24.556 15/6:08.3	2/25.926 14/6:03.0	7/27.789 13/6:01.2	8/28.922 13/6:15.9	5/27.146 14/6:20.0	
2. 7/28.519 13/6:04.9	4/26.372 14/6:08.0	8/27.108 13/6:10.5	5/27.460 14/6:17.5	1/23.681 15/6:01.8	3/26.595 14/6:07.6	9/30.556 13/6:19.2	6/25.194 14/6:18.8	2/24.889 14/6:04.2	
3. 6/26.472 14/6:25.5	3/25.337 14/6:03.6	8/27.430 13/6:05.8	5/27.874 14/6:21.7	1/23.567 16/6:22.9	4/26.805 14/6:10.2	9/30.124 13/6:23.3	7/30.037 13/6:04.6	2/25.250 14/6:00.6	
4. 6/29.338 13/6:03.8	3/28.920 14/6:13.9	4/25.448 14/6:24.5	8/31.156 13/6:07.1	1/25.224 15/6:03.8	5/30.878 14/6:25.6	9/32.068 12/6:01.6	7/28.545 13/6:06.2	2/25.979 14/6:01.4	
5. 6/31.659 13/6:13.3	5/34.979 13/6:08.7	4/29.713 13/6:02.9	7/31.178 13/6:14.7		2/24.878 14/6:18.2	8/32.373 12/6:06.9	3/25.104 14/6:25.8	1/28.425 14/6:08.7	
6. 7/33.583 13/6:23.9	5/28.513 13/6:09.0	4/26.525 14/6:27.5	6/27.736 13/6:12.4		2/25.715 14/6:15.1	8/34.285 12/6:14.3	3/25.391 14/6:20.7	1/25.899 14/6:07.7	
7. 7/26.260 13/6:17.8	5/26.932 13/6:06.3	4/25.668 14/6:23.5	6/25.634 13/6:06.8		2/25.085 14/6:11.7	8/32.348 12/6:16.3	3/25.300 14/6:16.9	1/25.695 14/6:06.5	
8. 5/25.552 13/6:12.1	6/32.814 13/6:13.8	4/24.961 14/6:19.2	7/32.840 13/6:14.3		2/25.189 14/6:09.3	8/26.889 12/6:09.6	3/25.330 14/6:14.1	1/24.821 14/6:04.1	
9. 6/26.834 13/6:09.5	5/25.298 13/6:08.8	4/26.607 14/6:18.5	7/26.993 13/6:11.7		2/25.247 14/6:07.6	8/27.510 12/6:05.2	3/24.948 14/6:11.4	1/25.716 14/6:03.7	
10. 6/25.497 13/6:05.7	5/25.037 13/6:04.5	4/26.440 14/6:17.7	7/28.724 13/6:11.8		2/24.105 14/6:04.5	8/28.335 12/6:02.7	3/25.027 14/6:09.3	1/25.246 14/6:02.6	
11. 6/28.407 13/6:06.0	5/26.250 13/6:02.4	4/25.139 14/6:15.3	7/30.040 13/6:13.5		2/24.499 14/6:02.6	8/27.562 13/6:29.8	3/24.628 14/6:07.0	1/25.740 14/6:02.4	
12. 6/26.115 13/6:03.8	5/25.551 14/6:27.5	4/27.771 14/6:16.4	7/30.402 13/6:15.3		2/29.129 14/6:06.3	8/28.562 13/6:28.2	3/26.674 14/6:07.6	1/28.295 14/6:05.2	
13. 5/25.056 13/6:00.9	6/30.962 13/6:03.1	4/25.784 14/6:15.2	7/34.548 13/6:21.0		1/24.750 14/6:04.8	8/26.077 13/6:24.4	3/28.429 14/6:09.9	2/28.316 14/6:07.6	
14.		4/25.511 14/6:14.0			1/24.755 14/6:03.5		2/24.756 14/6:08.2	3/29.054 14/6:10.4	

Top Qualifiers	Qual#	Laps	Race Time (Difference)	Round	Race	Pos in Race	Fast Lap
Pagnato, Vito	1	15	6:26.225	1	9	1	23.972
Allen, Tom	2	14	6:01.491	1	9	2	24.566
Janos `Lazi` Lazar	3	14	6:03.556	1	10	1	24.105
Kranz, Jeff	4	14	6:04.190	1	9	3	24.651
Sabol, Greg	5	14	6:08.285	1	10	2	24.628
Montiel, Christian	6	14	6:10.471	1	10	3	24.821
Salvant, Sebastien	7	14	6:13.995	1	10	4	24.961
Butera, Gavin	8	14	6:23.042	1	9	4	26.185
Tavares Mike	9	13	6:00.376	1	9	5	26.508
Bowser, Rob	10	13	6:00.918	1	10	5	25.056

# 1-8 Scale E buggy

Top Qualifier is Pagnato, Vito 15/6:26.225 (Rnd 1)

Round 1

11

## Coral Springs R/C Track

Ser#42318

Timing and Scoring by [www.RCScoringPro.com](http://www.RCScoringPro.com)

Sponsor	Driver Name	Car	Pos	Laps	Race Time	Behind	Fast Lap	Average Top 5	Top 10	Top 15	Q#
	Paz, Danel	4	1	15	6:10.962		23.698	23.907	24.154	24.731	1
	Neddeff, Matt	2	2	15	6:24.144	13.182	24.321	24.479	24.824	25.610	2
	Gonzalez, Gabe	3	3	14	6:21.803		24.805	25.568	26.309		10
	Phillips, William	7	4	13	6:10.572		26.858	27.445	27.999		15
	Zambaloni, Danioli	5	5	12	6:00.239		22.822	26.496	28.451		20
	Kaplan, Nicole	8	6	12	6:12.733	12.494	24.325	24.705	26.432		21
	Johnston, Richard	1	7	11	6:06.800		28.206	30.005	32.744		22
	Duenas, Danny	6	8	10	4:44.231		26.713	27.440	28.423		24

Car# 1	2	3	4	5	6	7	8	9	10
Johnston	Neddeff	Gonzalez	Paz	Zambaloni	Duenas	Phillips	Kaplan		
1. 8/32.922 11/6:02.1	2/25.168 15/6:17.5	4/26.027 14/6:04.4	3/25.313 15/6:19.6	5/26.703 14/6:13.8	7/32.169 12/6:26.0	6/30.844 12/6:10.0	1/24.495 15/6:07.5		
2. 7/28.206 12/6:06.7	1/24.321 15/6:11.1	3/25.881 14/6:03.3	2/25.852 15/6:23.6	5/31.198 13/6:16.3	6/27.831 13/6:30.0	8/30.322 12/6:07.0	4/29.529 14/6:18.1		
3. 8/30.313 12/6:05.7	2/27.556 15/6:25.2	4/29.934 14/6:21.9	1/24.355 15/6:17.5	5/29.342 13/6:18.0	6/27.640 13/6:19.7	7/29.169 12/6:01.3	3/24.713 14/6:07.4		
4. 8/34.984 12/6:19.2	2/24.438 15/6:20.5	4/25.917 14/6:17.1	1/23.877 15/6:12.7	5/25.983 13/6:07.9	6/26.974 13/6:12.4	7/28.157 13/6:25.0	3/25.500 14/6:04.8		
5. 8/29.780 12/6:14.9	2/24.659 15/6:18.4	3/26.591 14/6:16.1	1/24.584 15/6:11.9	4/28.610 13/6:08.7	5/30.367 13/6:16.9	6/28.598 13/6:22.4	7/48.286 12/6:06.0		
6. 8/29.855 12/6:12.1	2/25.829 15/6:19.9	3/28.896 14/6:20.9	1/24.596 15/6:11.4	4/28.360 13/6:08.7	5/28.301 13/6:15.4	6/28.001 13/6:19.3	7/26.317 13/6:27.4		
7. 8/36.801 12/6:22.0	2/26.592 15/6:22.6	3/25.364 14/6:17.2	1/25.157 15/6:12.2	4/22.822 14/6:26.0	5/28.088 13/6:13.9	6/28.063 13/6:17.2	7/27.408 13/6:23.0		
8. 8/35.022 12/6:26.8	2/24.495 15/6:20.7	3/25.872 14/6:15.3	1/27.530 15/6:17.3	7/43.650 13/6:24.5	4/28.042 13/6:12.7	5/27.349 13/6:14.5	6/25.553 13/6:16.6		
9. 8/39.357 11/6:03.2	2/25.528 15/6:20.9	3/30.343 14/6:20.8	1/23.933 15/6:15.3	7/30.394 13/6:25.7	4/28.106 13/6:11.9	5/27.117 13/6:12.1	6/31.993 13/6:21.0		
10. 8/31.871 11/6:02.0	2/25.496 15/6:21.1	3/24.805 14/6:17.4	1/23.896 15/6:13.6	7/30.511 13/6:26.8	4/26.713 13/6:09.4	5/26.858 13/6:09.8	6/24.491 13/6:14.7		
11. 7/37.689 11/6:06.7	2/24.700 15/6:20.1	3/26.501 14/6:16.8	1/23.698 15/6:11.9	6/30.587 13/6:27.8		5/28.781 13/6:10.2	4/24.325 13/6:09.4		
12.	2/30.397 14/6:00.7	3/27.869 14/6:18.0	1/25.573 15/6:12.9	5/32.079 12/6:00.2		4/27.901 13/6:09.5	6/60.123 12/6:12.7		
13.	2/24.481 15/6:24.9	3/29.541 14/6:20.7	1/24.318 15/6:12.3			4/29.412 13/6:10.5			
14.	2/25.463 15/6:24.7	3/28.262 14/6:21.8	1/24.130 15/6:11.5						
15.	2/25.021 15/6:24.1		1/24.150 15/6:10.9						

Top Qualifiers	Qual#	Laps	Race Time (Difference)	Round	Race	Pos in Race	Fast Lap
Paz, Danel	1	15	6:10.962	1	11	1	23.698
Neddeff, Matt	2	15	6:24.144 13.18	1	11	2	24.321
Pagnato, Vito	3	15	6:26.225 2.081	1	9	1	23.972
Allen, Tom	4	14	6:01.491	1	9	2	24.566
Janos `Lazi` Lazar	5	14	6:03.556 2.065	1	10	1	24.105
Kranz, Jeff	6	14	6:04.190 0.634	1	9	3	24.651
Sabol, Greg	7	14	6:08.285 4.095	1	10	2	24.628
Montiel, Christian	8	14	6:10.471 2.186	1	10	3	24.821
Salvant, Sebastien	9	14	6:13.995 3.524	1	10	4	24.961
Gonzalez, Gabe	10	14	6:21.803 7.808	1	11	3	24.805

# Stock Buggy

Top Qualifier is Castaneda, Daniel 13/6: 16.244 (Rnd 1)

Round 2

1

## Coral Springs R/C Track

Ser#42318

Timing and Scoring by [www.RCScoringPro.com](http://www.RCScoringPro.com)

Sponsor	Driver Name	Car	Pos	Laps	Race Time	Behind	Fast Lap	Average Top 5	Top 10	Top 15	Q#
	Castaneda, Daniel	7	1	14	6:03.501		25.450	25.523	25.633		1
	Kowal, Tim	9	2	14	6:19.183	15.682	26.160	26.465	26.745		2
	Papero, Mark	1	3	14	6:25.836	22.335	25.965	26.294	26.644		3
	Record, Corey	6	4	13	6:00.121		25.998	26.288	26.784		4
	Lee, Pak	8	5	13	6:15.808	15.687	27.350	27.922	28.510		5
	Vanassche, Kelly	4	6	13	6:19.221	19.100	26.541	26.796	27.878		6
	Robles Jose	2	7	11	6:11.782		29.844	30.402	32.794		7
	Honcho, Mke	5	8	11	6:34.843	23.061	30.234	31.802	34.737		8
	Large, Brandon	3	9	9	6:18.414		36.465	39.896			9

Car#	1	2	3	4	5	6	7	8	9	10
	Papero	Robles Jose	Large	Vanassche	Honcho	Record	Castaneda	Lee	Kowal	
1.	3/26.633 14/6:12.8	8/32.097 12/6:25.2	9/40.823 9/6:07.3	7/31.081 12/6:12.9	6/30.356 12/6:04.3	2/26.373 14/6:09.1	1/25.789 14/6:01.0	5/28.975 13/6:16.7	4/26.656 14/6:13.2	
2.	3/26.957 14/6:15.1	7/29.898 12/6:12.0	9/42.401 9/6:14.4	5/26.922 13/6:17.0	8/33.936 12/6:25.7	2/25.998 14/6:06.5	1/25.803 14/6:01.1	6/30.741 13/6:28.1	4/27.716 14/6:20.5	
3.	2/26.197 14/6:12.3	7/30.857 12/6:11.3	9/49.651 9/6:38.6	5/31.141 13/6:26.2	8/47.478 10/6:12.5	4/32.757 13/6:08.8	1/25.812 14/6:01.1	6/29.648 13/6:27.2	3/27.138 14/6:20.3	
4.	1/25.965 14/6:10.1	7/30.536 12/6:10.1	9/42.029 9/6:33.5	5/26.693 13/6:16.4	8/40.575 10/6:20.8	4/26.759 13/6:03.6	2/28.928 14/6:12.1	6/30.044 13/6:28.0	3/27.454 14/6:21.3	
5.	1/26.226 14/6:09.5	7/36.461 12/6:23.6	9/41.817 9/6:30.0	5/26.541 13/6:10.1	8/33.365 10/6:11.4	4/26.600 13/6:00.0	2/26.546 14/6:12.0	6/28.652 13/6:24.9	3/26.614 14/6:19.6	
6.	1/26.484 14/6:09.7	7/43.839 11/6:13.4	9/39.758 9/6:24.7	5/32.586 13/6:19.0	8/38.222 10/6:13.2	4/28.259 13/6:01.2	2/25.595 14/6:09.7	6/28.181 13/6:21.8	3/26.825 14/6:18.9	
7.	2/30.063 14/6:17.0	7/29.844 11/6:06.9	9/36.465 9/6:16.6	6/31.731 13/6:23.8	8/35.780 10/6:11.0	4/29.124 13/6:03.7	1/25.450 14/6:07.8	5/27.696 13/6:18.7	3/27.283 14/6:19.3	
8.	2/27.506 14/6:18.0	7/39.799 11/6:15.8	9/40.618 9/6:15.2	6/36.124 12/6:04.2	8/30.234 10/6:02.4	4/26.227 13/6:00.9	1/25.570 14/6:06.6	5/28.292 13/6:17.3	3/27.496 14/6:20.0	
9.	2/26.703 14/6:17.5	7/32.425 11/6:13.7	9/44.852 9/6:18.4	6/27.461 12/6:00.3	8/31.117 11/6:32.4	4/26.423 14/6:26.5	1/25.628 14/6:05.7	5/29.919 13/6:18.6	3/26.728 14/6:19.4	
10.	2/26.596 14/6:17.0	7/35.151 11/6:15.0		6/26.680 13/6:26.0	8/35.791 11/6:32.5	4/30.405 13/6:02.5	1/25.481 14/6:04.8	5/29.520 13/6:19.1	3/26.434 14/6:18.4	
11.	3/29.949 14/6:20.9	7/30.875 11/6:11.7		6/27.301 13/6:23.2	8/37.989 11/6:34.8	4/26.421 13/6:00.8	1/25.842 14/6:04.5	5/28.700 13/6:18.6	2/26.160 14/6:17.3	
12.	3/31.882 14/6:26.3			6/27.146 13/6:20.6		4/27.414 13/6:00.4	1/25.521 14/6:03.9	5/28.090 13/6:17.4	2/29.067 14/6:19.8	
13.	3/27.450 14/6:26.1			6/27.814 13/6:19.2		4/27.361 13/6:00.1	1/25.856 14/6:03.8	5/27.350 13/6:15.8	2/27.150 14/6:19.8	
14.	3/27.225 14/6:25.8						1/25.680 14/6:03.5		2/26.462 14/6:19.1	

Top Qualifiers	Qual#	Laps	Race Time (Difference)	Round	Race	Pos in Race	Fast Lap
Castaneda, Daniel	1	14	6:03.501	2	1	1	25.450
Kowal, Tim	2	14	6:19.183 15.68	2	1	2	26.160
Papero, Mark	3	14	6:25.836 6.653	2	1	3	25.965
Record, Corey	4	13	6:00.121	2	1	4	25.998
Lee, Pak	5	13	6:15.808 15.68	2	1	5	27.350
Vanassche, Kelly	6	13	6:19.221 3.413	2	1	6	26.541
Robles Jose	7	11	6:11.782	2	1	7	29.844
Honcho, Mike	8	11	6:34.843 23.06	2	1	8	30.234
Large, Brandon	9	9	6:18.414	2	1	9	36.465

# Mod Buggy

Top Qualifier is Lopez, Jader 14/6: 06.532 (Rnd 1)

Round 2

2

## Coral Springs R/C Track

Ser#42318

Timing and Scoring by [www.RCScoringPro.com](http://www.RCScoringPro.com)

Sponsor	Driver Name	Car	Pos	Laps	Race Time	Behind	Fast Lap	Average Top 5	Top 10	Top 15	Q#
	Law, Felix	9	1	15	6:08.753		23.941	24.052	24.211	24.584	1
	Applegate, Mke	3	2	15	6:11.498	2.745	24.206	24.388	24.558	24.767	2
	Carlson, Glenn	5	3	14	6:26.380		26.280	26.468	26.689		4
	Kranz, Jeff	1	4	13	6:05.938		25.751	26.432	27.402		6
	Janos `Lazi` Lazar	7	5	13	6:13.576	7.638	25.603	26.101	27.022		7
	Scallo, Anthony	2	6	7	3:32.319		28.127	28.840			10
	De Young, Jerry	4	7	0							

Car#	1	2	3	4	5	6	7	8	9	10
	Kranz	Scallo	Applegate	De Young	Carlson		nos `Lazi` Laz		Law	
1.	4/27.200 14/6:20.8	6/28.188 13/6:06.4	1/24.900 15/6:13.5		3/26.634 14/6:12.8		5/27.704 13/6:00.0		2/25.169 15/6:17.5	
2.	4/29.603 13/6:09.1	5/31.004 13/6:24.7	2/25.157 15/6:15.4		3/26.763 14/6:13.8		6/36.297 12/6:24.0		1/24.098 15/6:09.5	
3.	4/27.063 13/6:03.4	5/28.127 13/6:18.3	2/25.904 15/6:19.7		3/27.730 14/6:18.6		6/30.261 12/6:17.0		1/24.894 15/6:10.7	
4.	4/26.344 14/6:25.7	5/28.317 13/6:15.8	2/24.419 15/6:16.4		3/27.390 14/6:19.8		6/25.687 13/6:29.8		1/23.941 15/6:07.8	
5.	4/27.795 14/6:26.4	5/28.566 13/6:14.9	2/24.550 15/6:14.7		3/26.809 14/6:18.9		6/25.931 13/6:19.2		1/24.092 15/6:06.5	
6.	4/32.529 13/6:09.4	6/33.592 13/6:25.2	2/24.660 15/6:13.9		3/26.748 14/6:18.1		5/27.635 13/6:15.9		1/24.282 15/6:06.1	
7.	4/27.442 13/6:07.6	6/34.525 12/6:03.9	2/24.206 15/6:12.4		3/26.846 14/6:17.8		5/26.793 13/6:12.0		1/25.464 15/6:08.4	
8.	4/25.800 13/6:03.6		2/25.005 15/6:12.7		3/31.378 14/6:25.5		5/27.708 13/6:10.5		1/24.316 15/6:07.9	
9.	4/28.039 13/6:03.7		2/24.470 15/6:12.1		3/26.716 14/6:24.2		5/27.523 13/6:09.1		1/24.284 15/6:07.5	
10.	4/29.748 13/6:06.0		2/24.812 15/6:12.1		3/26.280 14/6:22.6		5/26.489 13/6:06.6		1/24.595 15/6:07.6	
11.	4/25.751 13/6:03.1		2/24.295 15/6:11.4		3/26.379 14/6:21.3		5/29.151 13/6:07.7		1/26.383 15/6:10.2	
12.	4/29.641 13/6:05.0		2/24.842 15/6:11.5		3/29.237 14/6:23.7		5/36.794 13/6:16.9		1/24.170 15/6:09.6	
13.	4/28.983 13/6:05.9		2/24.591 15/6:11.3		3/26.330 14/6:22.5		5/25.603 13/6:13.5		1/23.957 15/6:08.8	
14.			2/24.738 15/6:11.3		3/31.140 14/6:26.3				1/24.372 15/6:08.5	
15.			2/24.949 15/6:11.5						1/24.736 15/6:08.7	

Top Qualifiers	Qual#	Laps	Race Time (Difference)	Round	Race	Pos in Race	Fast Lap
Law, Felix	1	15	6:08.753	2	2	1	23.941
Applegate, Mike	2	15	6:11.498 2.745	2	2	2	24.206
Lopez, Jader	3	14	6:06.532	1	3	1	25.117
Carlson, Glenn	4	14	6:26.380 19.84	2	2	3	26.280
Worthington, Glenn	5	13	6:02.258	1	3	2	26.649
Kranz, Jeff	6	13	6:05.938 3.680	2	2	4	25.751
Janos `Lazi` Lazar	7	13	6:13.576 7.638	2	2	5	25.603
Castaneda, Daniel	8	13	6:16.411 2.835	1	3	3	27.073
Witkowski, Dan	9	12	6:12.922	1	3	4	29.678
Scallo, Anthony	10	12	6:16.594 3.672	1	2	4	28.639

# Mod Buggy

Top Qualifier is Law, Felix 15/6: 08.753 (Rnd 2)

Round 2

3

## Coral Springs R/C Track

Ser#42318

Timing and Scoring by [www.RCScoringPro.com](http://www.RCScoringPro.com)

Sponsor	Driver Name	Car	Pos	Laps	Race Time	Behind	Fast Lap	Average Top 5	Top 10	Top 15	Q#
	Lopez, Jader	1	1	15	6:06.134		23.339	23.745	24.035	24.409	1
	Worthington, Glenn	4	2	15	6:16.614	10.480	24.410	24.575	24.766	25.108	4
	Castaneda, Daniel	2	3	14	6:03.745		24.099	24.441	25.026		5
	Record, Corey	7	4	14	6:20.343	16.598	25.469	25.961	26.588		6
	Witkowski, Dan	3	5	13	6:16.480		25.148	26.874	28.079		10
	Salvant, Sebastien	8	6	12	6:05.227		27.355	28.673	29.787		11
	LaGrone, Zach	6	7	12	6:26.101	20.874	29.281	30.399	31.534		13

Car#	1	2	3	4	5	6	7	8	9	10
	Lopez	Castaneda	Witkowski	Worthington		LaGrone	Record	Salvant		
1.	2/25.124 15/6:16.8	1/24.972 15/6:14.5	5/32.272 12/6:27.2	3/25.707 15/6:25.6		7/34.032 11/6:14.3	4/26.062 14/6:04.8	6/32.493 12/6:29.8		
2.	1/24.261 15/6:10.3	3/27.279 14/6:05.7	5/28.169 12/6:02.6	2/24.754 15/6:18.4		7/30.394 12/6:26.5	4/26.482 14/6:07.7	6/28.352 12/6:05.0		
3.	1/24.213 15/6:08.0	3/25.660 14/6:03.5	5/29.630 12/6:00.2	2/25.024 15/6:17.3		7/32.149 12/6:26.2	4/25.469 14/6:04.0	6/34.868 12/6:22.8		
4.	1/24.223 15/6:06.8	4/26.411 14/6:05.1	5/29.968 12/6:00.1	2/25.034 15/6:16.9		7/36.169 11/6:05.0	3/25.759 14/6:03.1	6/28.907 12/6:13.8		
5.	1/25.132 15/6:08.8	4/31.473 14/6:20.2	5/29.612 13/6:29.0	2/24.646 15/6:15.5		7/29.281 12/6:28.8	3/27.964 14/6:08.8	6/27.355 12/6:04.7		
6.	1/23.612 15/6:06.3	4/26.930 14/6:19.7	5/25.148 13/6:18.7	2/25.423 15/6:16.4		7/34.594 11/6:00.4	3/28.064 14/6:12.8	6/31.492 12/6:06.9		
7.	1/24.023 15/6:05.5	4/25.499 14/6:16.4	5/26.780 13/6:14.3	2/25.512 15/6:17.3		7/33.639 11/6:01.8	3/27.847 14/6:15.3	6/30.981 12/6:07.6		
8.	1/23.723 15/6:04.3	3/25.295 14/6:13.6	5/28.183 13/6:13.3	2/24.684 15/6:16.4		7/30.534 12/6:31.1	4/26.032 14/6:13.9	6/31.195 12/6:08.4		
9.	1/24.826 15/6:05.2	3/24.202 14/6:09.7	5/27.164 13/6:11.1	2/24.674 15/6:15.7		7/30.980 12/6:29.0	4/27.052 14/6:14.4	6/29.417 12/6:06.7		
10.	1/24.140 15/6:04.9	3/24.276 14/6:06.8	5/32.439 13/6:16.1	2/25.290 15/6:16.1		7/30.806 12/6:27.0	4/30.593 14/6:19.8	6/29.333 12/6:05.2		
11.	1/24.788 15/6:05.5	3/27.801 14/6:08.8	5/30.977 13/6:18.5	2/24.681 15/6:15.5		7/31.466 12/6:26.2	4/27.816 14/6:20.7	6/30.092 12/6:04.8		
12.	1/25.365 15/6:06.7	3/24.099 14/6:06.2	5/29.028 13/6:18.4	2/24.410 15/6:14.7		7/32.057 12/6:26.1	4/26.850 14/6:20.3	6/30.742 12/6:05.2		
13.	1/23.339 15/6:05.5	3/24.658 14/6:04.6	5/27.110 13/6:16.4	2/24.466 15/6:14.2			4/27.219 14/6:20.3			
14.	1/25.336 15/6:06.5	3/25.190 14/6:03.7		2/25.686 15/6:14.9			4/27.134 14/6:20.3			
15.	1/24.029 15/6:06.1			2/26.623 15/6:16.6						

Top Qualifiers	Qual#	Laps	Race Time (Difference)	Round	Race	Pos in Race	Fast Lap
Lopez, Jader	1	15	6:06.134	2	3	1	23.339
Law, Felix	2	15	6:08.753 2.619	2	2	1	23.941
Applegate, Mike	3	15	6:11.498 2.745	2	2	2	24.206
Worthington, Glenn	4	15	6:16.614 5.116	2	3	2	24.410
Castaneda, Daniel	5	14	6:03.745	2	3	3	24.099
Record, Corey	6	14	6:20.343 16.59	2	3	4	25.469
Carlson, Glenn	7	14	6:26.380 6.037	2	2	3	26.280
Kranz, Jeff	8	13	6:05.938	2	2	4	25.751
Janos `Lazi` Lazar	9	13	6:13.576 7.638	2	2	5	25.603
Witkowski, Dan	10	13	6:16.480 2.904	2	3	5	25.148





Car# 11      12      13      14      15      16      17      18      19      20

Garoutte

10.									
11.									
12.									
13.									
14.									

	<u>Top Qualifiers</u>	<u>Qual#</u>	<u>Laps</u>	<u>Race Time (Difference)</u>		<u>Round</u>	<u>Race</u>	<u>Pos in Race</u>	<u>Fast Lap</u>
	Carlson, Glenn	1	14	6:12.665		2	4	1	24.816
	Torres, Yamig	2	14	6:24.250	11.58	1	4	2	25.617
	Record, Jeff	3	14	6:25.039	0.789	2	4	2	25.899
	Bickel, Kevin	4	14	6:27.675	2.636	1	5	1	25.892
	Janos `Lazi` Lazar	5	13	5:46.455		1	5	2	24.719
	Gonzalez, Gabe	6	13	6:08.361	21.90	1	4	4	27.639
	Zambaloni, Danioli	7	13	6:30.479	22.11	2	4	3	26.108
	OConnell, Denis	8	12	6:00.469		2	4	4	27.750
	Johnston, Richard	9	12	6:05.416	4.947	1	5	3	28.378
	Mato, Jose	10	12	6:05.574	0.158	1	5	4	28.371



Car# 11      12      13      14      15      16      17      18      19      20

Hutton

9.	6/26.492 12/6:14.8								
10.	6/28.017 12/6:10.9								
11.	6/26.475 12/6:06.1								
12.	5/28.488 12/6:04.1								
13.									
14.									
15.									

<u>Top Qualifiers</u>	<u>Qual#</u>	<u>Laps</u>	<u>Race Time (Difference)</u>		<u>Round</u>	<u>Race</u>	<u>Pos in Race</u>	<u>Fast Lap</u>
Janos `Lazi` Lazar	1	15	6:12.193		2	5	1	23.596
Bickel, Kevin	2	14	6:11.765		2	5	2	24.303
Carlson, Glenn	3	14	6:12.665	0.900	2	4	1	24.816
Lee, Pak	4	14	6:19.937	7.272	2	5	3	25.488
Montiel, Christian	5	14	6:23.735	3.798	2	5	4	25.606
Torres, Yamig	6	14	6:24.250	0.515	1	4	2	25.617
Record, Jeff	7	14	6:25.039	0.789	2	4	2	25.899
Gonzalez, Gabe	8	13	6:08.361		1	4	4	27.639
Zambaloni, Danioli	9	13	6:30.479	22.11	2	4	3	26.108
OConnell, Denis	10	12	6:00.469		2	4	4	27.750

# Pro 2 Modified

Top Qualifier is Bowser, Rob 12/6: 14.127 (Rnd 1)

Round 2

6

## Coral Springs R/C Track

Ser#42318

Timing and Scoring by [www.RCScoringPro.com](http://www.RCScoringPro.com)

Sponsor	Driver Name	Car	Pos	Laps	Race Time	Behind	Fast Lap	Average Top 5	Top 10	Top 15	Q#
	Record, Corey	5	1	13	6:00.211		26.679	26.866	27.353		1
	Bowser, Rob	1	2	13	6:10.150	9.939	26.818	27.758	28.212		2
	Carlson, Glenn	4	3	13	6:15.259	15.048	26.638	26.879	27.755		3
	OConnell, Denis	3	4	11	6:28.992		30.384	32.661	34.955		5
	Kowal, Tim	2	5	10	4:35.359		26.307	27.031	27.536		4

Car#	1	2	3	4	5	6	7	8	9	10
	Bowser	Kowal	OConnell	Carlson	Record					
1.	4/29.616 13/6:25.0	3/28.206 13/6:06.7	5/38.494 10/6:24.9	1/26.818 14/6:15.4	2/28.038 13/6:04.5					
2.	3/28.182 13/6:15.6	1/27.341 13/6:01.0	5/35.525 10/6:10.0	4/32.658 13/6:26.6	2/27.964 13/6:04.0					
3.	3/28.451 13/6:13.7	1/27.167 14/6:25.9	5/31.958 11/6:28.5	4/29.003 13/6:23.4	2/28.104 13/6:04.4					
4.	3/27.710 13/6:10.3	1/27.395 14/6:25.3	5/38.154 10/6:00.3	4/32.908 12/6:04.1	2/27.754 13/6:03.5					
5.	3/29.062 13/6:11.8	1/26.944 14/6:23.7	5/39.441 10/6:07.1	4/28.212 13/6:28.9	2/27.398 13/6:02.0					
6.	3/27.804 13/6:10.1	1/27.399 14/6:23.7	5/38.058 10/6:09.3	4/28.984 13/6:26.9	2/26.682 14/6:27.1					
7.	3/28.535 13/6:10.2	1/26.307 14/6:21.5	5/30.384 10/6:00.0	4/32.138 12/6:01.2	2/28.047 13/6:00.2					
8.	3/28.275 13/6:09.9	1/27.922 14/6:22.6	5/36.016 10/6:00.0	4/26.795 13/6:25.9	2/28.993 13/6:02.3					
9.	3/29.131 13/6:10.8	1/27.463 14/6:22.8	5/33.619 11/6:33.1	4/26.638 13/6:21.5	2/29.583 13/6:04.8					
10.	3/26.818 13/6:08.6	1/29.215 14/6:25.5	5/34.473 11/6:31.7	4/28.168 13/6:20.0	2/26.679 13/6:03.0					
11.	2/29.281 13/6:09.7		4/32.870 11/6:28.9	3/28.791 13/6:19.4	1/26.984 13/6:01.9					
12.	2/28.744 13/6:10.0			3/26.926 13/6:17.0	1/27.000 13/6:00.9					
13.	2/28.541 13/6:10.1			3/27.220 13/6:15.2	1/26.985 13/6:00.2					

Top Qualifiers	Qual#	Laps	Race Time (Difference)	Round	Race	Pos in Race	Fast Lap
Record, Corey	1	13	6:00.211	2	6	1	26.679
Bowser, Rob	2	13	6:10.150 9.939	2	6	2	26.818
Carlson, Glenn	3	13	6:15.259 5.109	2	6	3	26.638
Kowal, Tim	4	11	5:25.156	1	6	3	28.684
OConnell, Denis	5	11	6:28.992 63.83	2	6	4	30.384

# 4wd Mod

Top Qualifier is Law, Felix 15/6: 01.403 (Rnd 1)

Round 2

7

## Coral Springs R/C Track

Ser#42318

Timing and Scoring by [www.RCScoringPro.com](http://www.RCScoringPro.com)

Sponsor	Driver Name	Car	Pos	Laps	Race Time	Behind	Fast Lap	Average Top 5	Top 10	Top 15	Q#
	Law, Felix	6	1	16	6:10.332		22.026	22.158	22.355	22.872	1
	Worthington, Glenn	1	2	15	6:08.768		22.972	23.446	23.943	24.585	3
	Applegate, Mke	7	3	15	6:09.590	0.822	22.432	22.933	23.453	24.639	4
	Gonzalez, Gabe	3	4	15	6:24.491	15.723	24.050	24.444	24.728	25.633	5
	Scallo, Anthony	4	5	14	6:03.605		24.307	24.660	25.192		6
	Montiel, Christian	5	6	14	6:25.304	21.699	25.293	25.881	26.581		8
	Lee, Pak	2	7	10	4:33.912		25.542	26.131	27.391		11

Car#	1	2	3	4	5	6	7	8	9	10
	Worthington	Lee	Gonzalez	Scallo	Montiel	Law	Applegate			
1.	3/23.854 16/6:21.6	5/27.189 14/6:20.6	4/25.695 15/6:25.5	7/32.897 11/6:01.8	6/28.150 13/6:05.9	1/22.387 17/6:20.6	2/23.504 16/6:16.0			
2.	2/25.023 15/6:06.6	7/31.702 13/6:22.7	4/26.319 14/6:04.0	6/25.876 13/6:22.0	5/26.199 14/6:20.4	1/26.015 15/6:03.0	3/28.446 14/6:03.6			
3.	2/26.270 15/6:15.7	7/26.553 13/6:10.2	4/25.743 14/6:02.8	6/25.020 13/6:03.0	5/27.465 14/6:21.7	1/22.314 16/6:17.1	3/24.648 15/6:23.0			
4.	2/23.764 15/6:10.9	7/26.462 13/6:03.7	4/25.023 15/6:25.4	6/25.970 14/6:24.1	5/26.321 14/6:18.4	1/22.113 16/6:11.3	3/23.623 15/6:15.8			
5.	2/25.615 15/6:13.5	6/25.977 14/6:26.0	4/24.050 15/6:20.4	5/26.106 14/6:20.4	7/31.385 13/6:02.7	1/23.522 16/6:12.3	3/24.465 15/6:14.0			
6.	3/24.065 15/6:11.4	6/25.542 14/6:21.3	4/24.492 15/6:18.2	5/25.670 14/6:16.9	7/28.466 13/6:03.9	1/22.529 16/6:10.3	2/22.649 15/6:08.3			
7.	2/24.117 15/6:10.0	6/26.459 14/6:19.7	4/24.368 15/6:16.4	5/26.466 14/6:16.0	7/27.943 13/6:03.8	1/22.026 16/6:07.7	3/28.268 15/6:16.2			
8.	2/25.950 15/6:12.4	6/29.926 14/6:24.6	4/34.223 14/6:07.3	5/24.971 14/6:12.7	7/25.389 14/6:27.3	1/23.116 16/6:08.0	3/24.504 15/6:15.2			
9.	3/25.140 15/6:13.0	7/27.889 14/6:25.3	4/24.744 14/6:05.0	5/24.433 14/6:09.3	6/26.329 14/6:25.2	1/22.681 16/6:07.4	2/23.605 15/6:12.8			
10.	3/23.356 15/6:10.7	7/26.213 14/6:23.4	4/25.093 14/6:03.6	5/24.307 14/6:06.4	6/26.202 14/6:23.3	1/22.946 16/6:07.4	2/23.300 15/6:10.5			
11.	2/23.735 15/6:09.3		4/24.564 14/6:01.8	5/26.082 14/6:06.2	6/31.012 13/6:00.2	1/22.631 16/6:06.9	3/27.264 15/6:14.0			
12.	2/23.405 15/6:07.8		4/24.944 14/6:00.8	5/24.871 14/6:04.7	6/25.293 14/6:25.1	1/23.940 16/6:08.2	3/22.780 15/6:11.3			
13.	2/26.240 15/6:09.8		4/25.102 14/6:00.0	5/24.717 14/6:03.3	6/28.634 14/6:26.3	1/22.531 16/6:07.6	3/26.436 15/6:13.2			
14.	2/22.972 15/6:08.0		4/24.899 15/6:24.9	5/26.219 14/6:03.6	6/26.516 14/6:25.3	1/22.102 16/6:06.6	3/22.432 15/6:10.6			
15.	2/25.262 15/6:08.7		4/25.232 15/6:24.4			1/22.234 16/6:05.9	3/23.666 15/6:09.5			
16.						1/27.245 16/6:10.3				

Top Qualifiers	Qual#	Laps	Race Time (Difference)	Round	Race	Pos in Race	Fast Lap
Law, Felix	1	16	6:10.332	2	7	1	22.026
Lopez, Jader	2	15	6:01.662	1	8	1	22.795
Worthington, Glenn	3	15	6:08.768 7.106	2	7	2	22.972
Applegate, Mike	4	15	6:09.590 0.822	2	7	3	22.432
Gonzalez, Gabe	5	15	6:24.491 14.90	2	7	4	24.050
Scallo, Anthony	6	14	6:03.605	2	7	5	24.307
Carlson, Glenn	7	14	6:05.229 1.624	1	8	2	24.222
Montiel, Christian	8	14	6:25.304 20.07	2	7	6	25.293
Witkowski, Dan	9	13	6:10.734	1	8	3	24.955
Mato, Jose	10	12	5:26.937	1	8	4	25.739

# 4wd Mod

Top Qualifier is Law, Felix 16/6: 10.332 (Rnd 2)

Round 2

8

## Coral Springs R/C Track

Ser#42318

Timing and Scoring by [www.RCScoringPro.com](http://www.RCScoringPro.com)

Sponsor	Driver Name	Car	Pos	Laps	Race Time	Behind	Fast Lap	Average Top 5	Top 10	Top 15	Q#
	Lopez, Jader	3	1	16	6:09.858		21.951	22.099	22.281	22.873	1
	Witkowski, Dan	6	2	14	6:01.478		23.894	24.269	24.826		6
	Hutton, Jonathan	5	3	13	6:24.938		24.114	24.626	25.816		10
	Robles Jose	1	4	12	6:17.164		28.394	29.021	30.624		13
	Carlson, Glenn	2	5	6	2:29.198		23.561	24.420			8
	Mato, Jose	4	6	4	1:47.013		25.254				11

Car# 1	2	3	4	5	6	7	8	9	10
Robles Jose	Carlson	Lopez	Mato	Hutton	Witkowski				
1. 5/31.385 12/6:16.6	4/27.099 14/6:19.4	2/24.858 15/6:12.8	3/25.618 15/6:24.3	6/32.048 12/6:24.5	1/24.382 15/6:05.6				
2. 6/31.957 12/6:20.0	3/23.561 15/6:19.9	1/22.150 16/6:16.0	4/30.364 13/6:03.8	5/29.892 12/6:11.6	2/24.359 15/6:05.5				
3. 6/29.579 12/6:11.6	3/25.358 15/6:20.1	1/23.355 16/6:15.2	4/25.777 14/6:21.5	5/26.025 13/6:21.2	2/26.743 15/6:17.3				
4. 6/28.587 12/6:04.5	2/24.532 15/6:17.0	1/22.690 16/6:12.1	4/25.254 14/6:14.5	5/28.203 13/6:17.5	3/27.173 15/6:24.9				
5. 5/32.767 12/6:10.2	2/25.013 15/6:16.6	1/26.763 16/6:23.4		4/24.698 13/6:06.2	3/24.346 15/6:21.0				
6. 4/31.917 12/6:12.3	2/23.635 15/6:12.9	1/22.405 16/6:19.2		5/63.844 11/6:15.3	3/30.813 14/6:08.2				
7. 3/28.924 12/6:08.7		1/21.951 16/6:15.2		4/30.891 11/6:10.2	2/26.500 14/6:08.6				
8. 3/28.394 12/6:05.2		1/26.486 16/6:21.3		4/25.128 12/6:31.0	2/25.076 14/6:06.4				
9. 3/33.112 12/6:08.8		1/22.231 16/6:18.4		4/24.784 12/6:20.6	2/28.489 14/6:10.0				
10. 4/35.030 12/6:13.9		1/22.622 16/6:16.8		3/25.193 12/6:12.8	2/24.364 14/6:07.1				
11. 4/29.619 12/6:12.2		1/22.666 16/6:15.5		3/24.408 12/6:05.5	2/24.955 14/6:05.5				
12. 4/35.893 12/6:17.1		1/22.898 16/6:14.7		3/24.114 13/6:29.1	2/23.894 14/6:02.9				
13.		1/22.352 16/6:13.4		3/25.710 13/6:24.9	2/25.654 14/6:02.6				
14.		1/22.269 16/6:12.2			2/24.730 14/6:01.4				
15.		1/22.180 16/6:11.0							
16.		1/21.982 16/6:09.8							

Top Qualifiers	Qual#	Laps	Race Time (Difference)	Round	Race	Pos in Race	Fast Lap
Lopez, Jader	1	16	6:09.858	2	8	1	21.951
Law, Felix	2	16	6:10.332 0.474	2	7	1	22.026
Worthington, Glenn	3	15	6:08.768	2	7	2	22.972
Applegate, Mike	4	15	6:09.590 0.822	2	7	3	22.432
Gonzalez, Gabe	5	15	6:24.491 14.90	2	7	4	24.050
Witkowski, Dan	6	14	6:01.478	2	8	2	23.894
Scallo, Anthony	7	14	6:03.605 2.127	2	7	5	24.307
Carlson, Glenn	8	14	6:05.229 1.624	1	8	2	24.222
Montiel, Christian	9	14	6:25.304 20.07	2	7	6	25.293
Hutton, Jonathan	10	13	6:24.938	2	8	3	24.114

# 1-8 Scale E buggy

Top Qualifier is Paz, Danel 15/6: 10.962 (Rnd 1)

Round 2

9

## Coral Springs R/C Track

Ser#42318

Timing and Scoring by [www.RCScoringPro.com](http://www.RCScoringPro.com)

Sponsor	Driver Name	Car	Pos	Laps	Race Time	Behind	Fast Lap	Average Top 5	Top 10	Top 15	Q#
	Pagnato, Vito	3	1	15	6:16.622		23.622	23.697	24.004	25.108	2
	Kranz, Jeff	4	2	15	6:16.806	0.184	24.130	24.355	24.545	25.120	3
	Allen, Tom	9	3	15	6:21.646	5.024	23.582	23.861	24.329	25.443	4
	Butera, Gavin	6	4	13	6:00.462		24.505	25.985	26.762		11
	Tavares Mke	7	5	13	6:03.572	3.110	26.035	26.461	26.935		12
	Fabiani, Massimo	1	6	13	6:10.366	9.904	25.248	25.727	26.614		15
	Kerby, Jamin	2	7	10	6:24.262		23.515	24.163	38.426		23
	Papero, Mark	5	8	9	4:51.510		23.744	24.576			25
	DiPiero, Matt	8	9	8	3:57.354		26.525	28.625			17

Car#	1	2	3	4	5	6	7	8	9	10
	Fabiani	Kerby	Pagnato	Kranz	Papero	Butera	Tavares Mike	DiPiero	Allen	
1.	8/26.939 14/6:17.1	3/23.840 16/6:21.4	1/23.628 16/6:18.0	4/24.130 15/6:01.9	6/24.522 15/6:07.8	5/24.505 15/6:07.5	7/26.035 14/6:04.5	9/30.332 12/6:03.9	2/23.806 16/6:20.9	
2.	7/26.323 14/6:12.8	9/99.532 6/6:10.1	1/24.618 15/6:01.8	2/24.445 15/6:04.3	5/26.995 14/6:00.6	4/25.539 15/6:15.3	6/27.113 14/6:12.0	8/31.295 12/6:09.7	3/25.469 15/6:09.6	
3.	4/25.248 14/6:06.3	9/75.871 6/6:38.4	1/24.493 15/6:03.6	2/24.708 15/6:06.3	3/23.744 15/6:16.3	5/29.016 14/6:08.9	7/27.195 14/6:14.9	8/29.401 12/6:04.1	6/30.936 14/6:14.3	
4.	4/25.598 14/6:04.3	9/31.887 7/6:44.4	1/23.706 15/6:01.6	2/24.357 15/6:06.1	3/25.451 15/6:17.6	6/27.119 14/6:11.6	7/26.831 14/6:15.0	8/32.286 12/6:09.9	5/25.505 14/6:10.0	
5.	6/30.762 14/6:17.6	9/23.515 8/6:47.4	1/24.043 15/6:01.4	3/28.375 15/6:18.0	2/24.764 15/6:16.4	5/27.111 14/6:13.2	7/30.829 14/6:26.4	8/26.525 13/6:29.5	4/24.098 14/6:03.4	
6.	5/25.395 14/6:13.9	9/24.417 8/6:12.0	1/23.811 15/6:00.7	2/24.662 15/6:16.6	3/25.277 15/6:16.8	6/27.537 14/6:15.2	7/26.459 14/6:23.7	8/27.610 13/6:24.4	4/24.334 15/6:25.3	
7.	6/27.084 14/6:14.6	9/27.022 9/6:33.5	1/23.717 15/6:00.0	2/25.932 15/6:18.4	3/26.137 15/6:19.0	5/25.880 14/6:13.4	7/32.173 13/6:05.1	8/29.256 13/6:23.8	4/23.582 15/6:20.8	
8.	6/41.094 13/6:11.2	9/23.810 9/6:11.1	1/26.424 15/6:04.5	2/24.376 15/6:16.8	8/90.045 11/6:07.0	4/27.228 14/6:14.3	5/31.216 13/6:10.2	7/30.649 13/6:25.6	3/28.439 14/6:00.7	
9.	6/29.219 13/6:12.1	8/29.135 10/6:38.9	1/27.768 15/6:10.3	2/26.285 15/6:18.7	7/24.575 12/6:28.6	4/28.628 14/6:17.3	5/26.977 13/6:08.0		3/25.320 14/6:00.0	
10.	6/32.369 13/6:17.0	7/25.233 10/6:24.2	1/25.898 15/6:12.1	2/25.071 15/6:18.5		4/27.237 14/6:17.7	5/26.462 13/6:05.6		3/24.545 15/6:24.0	
11.	6/26.069 13/6:13.5		1/24.096 15/6:11.1	2/24.778 15/6:17.8		4/35.198 13/6:00.4	5/27.549 13/6:04.9		3/24.315 15/6:22.2	
12.	6/26.636 13/6:11.3		1/24.301 15/6:10.6	2/24.467 15/6:16.9		4/28.576 13/6:01.3	5/26.516 13/6:03.3		3/23.754 15/6:20.1	
13.	6/27.630 13/6:10.3		1/23.622 15/6:09.3	2/24.737 15/6:16.5		4/26.888 13/6:00.4	5/28.217 13/6:03.5		3/27.917 15/6:23.0	
14.			1/28.925 15/6:13.9	2/25.697 15/6:17.1					3/25.562 15/6:23.1	
15.			1/27.572 15/6:16.6	2/24.786 15/6:16.8					3/24.064 15/6:21.6	

Top Qualifiers	Qual#	Laps	Race Time (Difference)	Round	Race	Pos in Race	Fast Lap
Paz, Danel	1	15	6:10.962	1	11	1	23.698
Pagnato, Vito	2	15	6:16.622 5.660	2	9	1	23.622
Kranz, Jeff	3	15	6:16.806 0.184	2	9	2	24.130
Allen, Tom	4	15	6:21.646 4.840	2	9	3	23.582
Neddeff, Matt	5	15	6:24.144 2.498	1	11	2	24.321
Janos `Lazi` Lazar	6	14	6:03.556	1	10	1	24.105
Sabol, Greg	7	14	6:08.285 4.729	1	10	2	24.628
Montiel, Christian	8	14	6:10.471 2.186	1	10	3	24.821
Salvant, Sebastien	9	14	6:13.995 3.524	1	10	4	24.961
Gonzalez, Gabe	10	14	6:21.803 7.808	1	11	3	24.805



# 1-8 Scale E buggy

Top Qualifier is Paz, Danel 15/6: 10.962 (Rnd 1)

Round 2

10

## Coral Springs R/C Track

Ser#42318

Timing and Scoring by [www.RCScoringPro.com](http://www.RCScoringPro.com)

Sponsor	Driver Name	Car	Pos	Laps	Race Time	Behind	Fast Lap	Average Top 5	Top 10	Top 15	Q#
	Perez, Luis	5	1	16	6:20.820		22.722	23.019	23.132	23.522	1
	Janos `Lazi` Lazar	6	2	15	6:08.532		23.409	23.774	23.975	24.569	2
	Mntiel, Christian	9	3	15	6:15.392	6.860	23.974	24.183	24.522	25.026	4
	Sabol, Greg	8	4	15	6:17.381	8.849	23.415	24.193	24.587	25.159	7
	Bowser, Rob	1	5	14	6:03.572		23.931	24.519	25.170		10
	Vanassche, Kelly	7	6	14	6:13.619	10.047	24.936	25.203	25.549		11
	Olsen, Robert	4	7	13	6:01.405		25.000	25.437	26.560		16
	Salvant, Sebastien	3	8	13	6:02.256	0.851	24.408	25.638	26.567		12
	Bickel, Kevin	2	9	13	6:06.810	5.405	24.792	25.138	26.770		17

Car# 1	2	3	4	5	6	7	8	9	10
Bowser	Bickel	Salvant	Olsen	Perez	anos `Lazi` Laza	Vanassche	Sabol	Montiel	
1. 8/26.798 14/6:15.1	5/25.707 15/6:25.6	6/26.239 14/6:07.3	7/26.253 14/6:07.5	1/22.722 16/6:03.5	2/24.302 15/6:04.5	9/27.994 13/6:03.8	4/25.321 15/6:19.8	3/24.891 15/6:13.3	
2. 6/26.225 14/6:11.1	7/27.537 14/6:12.6	3/25.661 14/6:03.3	4/25.911 14/6:05.1	1/23.391 16/6:08.8	5/28.140 14/6:07.0	9/25.941 14/6:17.5	8/28.215 14/6:14.7	2/25.009 15/6:14.2	
3. 9/26.801 14/6:12.4	6/25.107 14/6:05.6	4/26.182 14/6:04.3	5/25.942 14/6:04.5	1/23.715 16/6:12.4	3/23.409 15/6:19.2	8/25.532 14/6:10.8	7/24.994 14/6:06.4	2/24.817 15/6:13.6	
4. 6/25.041 14/6:07.0	9/32.354 14/6:27.4	5/24.408 15/6:24.3	8/29.191 14/6:15.5	1/23.215 16/6:12.1	3/23.983 15/6:14.3	7/25.737 14/6:08.1	4/23.415 15/6:22.2	2/24.105 15/6:10.5	
5. 5/23.931 14/6:00.6	9/24.792 14/6:19.4	6/27.028 14/6:02.6	8/25.000 14/6:10.4	1/23.019 16/6:11.3	3/25.075 15/6:14.7	7/25.428 14/6:05.7	4/25.311 15/6:21.7	2/25.045 15/6:11.6	
6. 5/24.518 15/6:23.2	8/27.902 14/6:21.2	6/25.702 14/6:02.1	9/32.612 14/6:24.7	1/23.020 16/6:10.8	3/23.911 15/6:12.0	7/26.209 14/6:05.9	4/25.375 15/6:21.5	2/24.264 15/6:10.3	
7. 5/27.408 14/6:01.4	9/32.135 13/6:03.1	8/36.079 14/6:22.6	7/25.125 14/6:20.0	1/23.226 16/6:10.9	2/23.963 15/6:10.2	6/25.198 14/6:04.0	4/24.875 15/6:20.3	3/24.843 15/6:10.6	
8. 5/24.836 15/6:25.4	9/29.213 13/6:05.2	7/26.717 14/6:21.5	8/31.893 13/6:00.6	1/23.333 16/6:11.2	3/25.071 15/6:10.9	6/30.635 14/6:12.1	4/24.625 15/6:18.9	2/24.833 15/6:10.8	
9. 5/27.936 14/6:03.2	8/25.078 13/6:00.8	7/28.298 14/6:23.1	9/31.299 13/6:05.7	1/27.984 16/6:19.7	2/24.175 15/6:10.0	6/25.419 14/6:10.3	4/24.430 15/6:17.5	3/24.924 15/6:11.2	
10. 5/24.583 14/6:01.3	9/29.024 13/6:02.5	7/28.053 14/6:24.1	8/25.205 13/6:01.9	1/23.247 16/6:18.9	2/24.210 15/6:09.3	6/24.936 14/6:08.2	4/26.429 15/6:19.4	3/25.443 15/6:12.2	
11. 5/24.727 15/6:25.6	9/34.619 13/6:10.4	7/29.761 14/6:27.0	8/29.499 13/6:03.9	1/23.210 16/6:18.2	2/23.605 15/6:07.9	6/26.053 14/6:07.9	4/24.810 15/6:18.8	3/24.101 15/6:11.2	
12. 5/29.727 14/6:04.6	9/25.008 13/6:06.6	7/27.383 14/6:26.7	8/26.982 13/6:02.8	1/23.202 16/6:17.7	2/24.124 15/6:07.4	6/26.242 14/6:07.8	4/24.747 15/6:18.1	3/25.933 15/6:12.7	
13. 5/25.636 14/6:04.1	9/28.334 13/6:06.8	8/30.745 13/6:02.2	7/26.493 13/6:01.4	1/23.634 16/6:17.7	2/24.072 15/6:06.9	6/25.034 14/6:06.5	4/24.914 15/6:17.8	3/28.739 15/6:17.2	
14. 5/25.405 14/6:03.5				1/26.163 16/6:20.6	2/24.605 15/6:07.1	6/33.261 14/6:13.6	4/26.172 15/6:18.8	3/24.471 15/6:16.5	
15.				1/23.130 16/6:19.9	2/25.887 15/6:08.5		4/23.748 15/6:17.3	3/23.974 15/6:15.3	
16.				1/24.609 16/6:20.8					

Top Qualifiers	Qual#	Laps	Race Time (Difference)	Round	Race	Pos in Race	Fast Lap
Perez, Luis	1	16	6:20.820	2	10	1	22.722
Janos `Lazi` Lazar	2	15	6:08.532	2	10	2	23.409
Paz, Danel	3	15	6:10.962 2.430	1	11	1	23.698
Montiel, Christian	4	15	6:15.392 4.430	2	10	3	23.974
Pagnato, Vito	5	15	6:16.622 1.230	2	9	1	23.622
Kranz, Jeff	6	15	6:16.806 0.184	2	9	2	24.130
Sabol, Greg	7	15	6:17.381 0.575	2	10	4	23.415
Allen, Tom	8	15	6:21.646 4.265	2	9	3	23.582
Neddeff, Matt	9	15	6:24.144 2.498	1	11	2	24.321
Bowser, Rob	10	14	6:03.572	2	10	5	23.931

# 1-8 Scale E buggy

Top Qualifier is Perez, Luis 16/6: 20.820 (Rnd 2)

Round 2

11

## Coral Springs R/C Track

Ser#42318

Timing and Scoring by [www.RCScoringPro.com](http://www.RCScoringPro.com)

Sponsor	Driver Name	Car	Pos	Laps	Race Time	Behind	Fast Lap	Average Top 5	Top 10	Top 15	Q#
	Neddeff, Matt	2	1	15	6:10.003		23.599	23.958	24.297	24.667	3
	Kaplan, Nicole	8	2	15	6:20.341	10.338	22.601	23.061	23.909	25.356	9
	Gonzalez, Gabe	3	3	14	6:09.341		24.497	24.708	25.175		12
	Johnston, Richard	1	4	13	6:21.263		26.797	27.320	28.343		22
	Zambaloni, Danioli	5	5	13	6:25.702	4.439	22.766	25.013	26.800		23
	Paz, Danel	4	6	12	6:02.773		23.071	23.515	24.364		4
	Phillips, William	7	7	9	4:30.253		27.445	28.327			20
	Duenas, Danny	6	8	0							

Car#	1	2	3	4	5	6	7	8	9	10
	Johnston	Neddeff	Gonzalez	Paz	Zambaloni	Duenas	Phillips	Kaplan		
1.	7/30.861 12/6:10.3	3/24.795 15/6:12.0	6/29.726 13/6:26.4	2/23.639 16/6:18.2	4/25.693 15/6:25.3		5/28.298 13/6:07.9	1/23.350 16/6:13.6		
2.	6/30.210 12/6:06.4	2/24.563 15/6:10.1	4/25.387 14/6:25.7	7/91.476 7/6:42.8	3/25.089 15/6:20.8		5/27.978 13/6:05.8	1/22.737 16/6:08.7		
3.	6/29.402 12/6:01.8	2/24.508 15/6:09.3	4/34.449 13/6:28.0	7/24.387 8/6:12.0	3/29.559 14/6:14.9		5/34.102 12/6:01.5	1/24.663 16/6:17.3		
4.	5/27.111 13/6:22.1	2/24.948 15/6:10.5	4/26.854 13/6:18.3	7/27.174 9/6:15.0	3/24.884 14/6:08.2		6/30.372 12/6:02.2	1/26.266 15/6:03.8		
5.	5/28.039 13/6:18.6	2/26.229 15/6:15.1	4/24.497 13/6:06.3	7/23.888 10/6:21.1	3/27.398 14/6:11.3		6/28.569 13/6:28.2	1/27.059 15/6:12.2		
6.	5/29.667 13/6:19.7	2/24.133 15/6:12.9	4/24.904 14/6:26.9	7/24.711 11/6:34.6	3/29.265 14/6:17.7		6/33.227 12/6:05.1	1/24.475 15/6:11.3		
7.	5/29.429 13/6:20.1	2/24.026 15/6:11.1	4/25.586 14/6:22.8	7/23.909 11/6:15.8	3/26.632 14/6:17.0		6/29.347 12/6:03.2	1/24.454 15/6:10.7		
8.	6/34.676 13/6:29.0	2/23.840 15/6:09.4	3/24.522 14/6:17.8	7/23.513 11/6:01.2	4/32.769 14/6:27.2		5/27.445 13/6:28.9	1/22.601 15/6:06.7		
9.	5/28.119 13/6:26.4	2/24.747 15/6:09.6	3/25.964 14/6:16.2	7/23.071 12/6:21.0	4/22.766 14/6:19.6		6/30.915 12/6:00.3	1/23.505 15/6:05.1		
10.	4/26.835 13/6:22.6	1/25.399 15/6:10.7	3/24.811 14/6:13.3	6/25.879 12/6:13.9	5/52.246 13/6:25.1			2/29.238 15/6:12.5		
11.	4/27.819 13/6:20.7	2/25.575 15/6:11.9	3/26.562 14/6:13.2	6/27.660 12/6:10.1	5/27.528 13/6:22.7			1/23.112 15/6:10.1		
12.	5/32.298 13/6:24.0	1/24.193 15/6:11.1	3/25.906 14/6:12.3	6/23.466 12/6:02.7	4/29.184 13/6:22.4			2/28.121 15/6:14.4		
13.	4/26.797 13/6:21.2	1/24.886 15/6:11.3	3/25.369 14/6:11.0		5/32.689 13/6:25.6			2/28.095 15/6:18.0		
14.		1/24.562 15/6:11.1	3/24.804 14/6:09.3					2/23.929 15/6:16.7		
15.		1/23.599 15/6:10.0						2/28.736 15/6:20.3		

Top Qualifiers	Qual#	Laps	Race Time (Difference)	Round	Race	Pos in Race	Fast Lap
Perez, Luis	1	16	6:20.820	2	10	1	22.722
Janos `Lazi` Lazar	2	15	6:08.532	2	10	2	23.409
Neddeff, Matt	3	15	6:10.003 1.471	2	11	1	23.599
Paz, Danel	4	15	6:10.962 0.959	1	11	1	23.698
Montiel, Christian	5	15	6:15.392 4.430	2	10	3	23.974
Pagnato, Vito	6	15	6:16.622 1.230	2	9	1	23.622
Kranz, Jeff	7	15	6:16.806 0.184	2	9	2	24.130
Sabol, Greg	8	15	6:17.381 0.575	2	10	4	23.415
Kaplan, Nicole	9	15	6:20.341 2.960	2	11	2	22.601
Allen, Tom	10	15	6:21.646 1.305	2	9	3	23.582











# Stock Buggy (A Main)

Top Qualifier is Castaneda, Daniel 14/6:03.501 (Rnd 2)

Round 3

4

## Coral Springs R/C Track

Ser#42318

Timing and Scoring by [www.RCScoringPro.com](http://www.RCScoringPro.com)

Sponsor	Driver Name	Car	Pos	Laps	Race Time	Behind	Fast Lap	Average Top 5	Top 10	Top 15	Q#
	Castaneda, Daniel	7	1	19	8:11.641		24.344	24.554	24.843	25.188	1
	Kowal, Tim	9	2	18	8:03.360		25.551	25.852	26.083	26.468	2
	Papero, Mark	1	3	18	8:11.349	7.989	25.667	25.882	26.129	26.666	3
	Record, Corey	6	4	18	8:23.901	20.541	25.201	25.716	26.044	26.621	4
	Lee, Pak	8	5	17	8:02.133		26.372	26.916	27.404	27.981	5
	Vanassche, Kelly	4	6	17	8:07.756	5.623	26.168	26.569	27.145	27.878	6
	Honcho, Mke	5	7	16	8:09.071		28.130	28.582	29.154	30.034	8
	Robles Jose	2	8	15	8:04.686		29.270	30.308	31.209	32.312	7
	Large, Brandon	3	9	12	8:23.794		32.605	35.611	40.412		9

Car#	1	2	3	4	5	6	7	8	9	10
	Papero	Robles Jose	Large	Vanassche	Honcho	Record	Castaneda	Lee	Kowal	
1.	3/29.953 17/8:29.1	5/31.871 16/8:29.9	9/47.861 11/8:46.4	8/38.685 13/8:22.9	7/38.554 13/8:21.1	6/33.182 15/8:17.6	1/27.406 18/8:13.3	4/30.400 16/8:06.3	2/28.092 18/8:25.6	
2.	3/28.515 17/8:16.9	6/30.561 16/8:19.4	9/36.027 12/8:23.3	7/27.388 15/8:15.5	8/29.171 15/8:27.8	5/26.211 17/8:24.8	1/24.344 19/8:11.6	4/28.388 17/8:19.7	2/26.273 18/8:09.2	
3.	3/26.073 18/8:27.2	7/32.502 16/8:26.2	9/44.153 12/8:32.1	6/27.200 16/8:17.4	8/28.161 16/8:31.4	5/25.841 17/8:02.9	1/24.682 19/8:04.0	4/26.372 17/8:02.5	2/28.163 18/8:15.1	
4.	3/26.363 18/8:19.0	7/29.270 16/8:16.8	9/32.605 12/8:01.9	6/26.168 17/8:27.6	8/29.028 16/8:19.6	4/27.553 18/8:27.5	1/24.436 20/8:24.3	5/29.720 17/8:08.2	2/26.080 18/8:08.7	
5.	2/26.980 18/8:16.3	8/32.470 16/8:21.3	9/35.277 13/8:29.3	6/27.537 17/8:19.7	7/30.437 16/8:17.1	4/25.738 18/8:18.7	1/25.406 20/8:25.0	5/27.886 17/8:05.4	3/29.704 18/8:17.9	
6.	2/26.075 18/8:11.8	8/32.430 16/8:24.2	9/46.996 12/8:05.8	6/30.381 17/8:22.5	7/30.953 16/8:16.8	4/28.740 18/8:21.8	1/24.876 20/8:23.8	5/26.703 17/8:00.1	3/27.255 18/8:16.7	
7.	2/26.472 18/8:09.6	8/34.647 16/8:31.4	9/47.031 12/8:17.0	6/28.686 17/8:20.4	7/28.130 16/8:10.1	4/25.905 18/8:16.7	1/24.601 20/8:22.1	5/27.718 18/8:27.0	3/25.802 18/8:12.0	
8.	2/25.973 18/8:06.9	8/31.752 16/8:31.0	9/51.815 12/8:32.6	6/26.634 17/8:14.4	7/30.267 16/8:09.3	4/26.298 18/8:13.8	1/24.709 20/8:21.1	5/29.237 17/8:01.1	3/26.058 18/8:09.2	
9.	4/29.149 18/8:11.1	8/30.705 16/8:28.8	9/45.254 12/8:36.0	6/26.257 17/8:09.1	7/32.303 16/8:12.4	3/25.897 18/8:10.7	1/27.831 19/8:01.9	5/28.220 17/8:00.9	2/25.771 18/8:06.3	
10.	3/29.360 18/8:14.8	8/31.445 16/8:28.2	9/36.208 12/8:27.8	6/27.799 17/8:07.4	7/28.659 16/8:09.0	4/33.998 18/8:22.8	1/25.196 19/8:01.6	5/27.999 17/8:00.4	2/28.475 18/8:09.0	
11.	3/32.043 18/8:22.2	8/32.029 16/8:28.6	9/42.631 12/8:28.2	6/29.728 17/8:09.0	7/31.177 16/8:09.9	4/28.013 18/8:22.9	1/30.839 19/8:11.1	5/27.249 18/8:27.0	2/26.787 18/8:08.3	
12.	4/27.010 18/8:20.9	8/37.221 15/8:03.6	9/37.936 12/8:23.7	6/30.895 17/8:12.0	7/29.136 16/8:07.9	3/26.343 18/8:20.5	1/25.735 19/8:10.9	5/32.011 17/8:04.3	2/26.389 18/8:07.2	
13.	4/25.667 18/8:17.9	8/35.387 15/8:07.2		6/26.587 17/8:08.9	7/33.022 16/8:11.0	3/25.201 18/8:16.9	1/27.751 19/8:13.7	5/26.659 17/8:01.9	2/25.551 18/8:05.1	
14.	3/27.047 18/8:17.1	8/32.835 15/8:07.6		6/29.353 17/8:09.7	7/29.616 16/8:09.8	4/37.411 17/8:01.2	1/25.175 19/8:12.6	5/28.554 17/8:02.2	2/26.524 18/8:04.6	
15.	3/26.507 18/8:15.8	8/29.561 15/8:04.6		6/27.548 17/8:08.2	7/31.524 16/8:10.8	4/26.779 18/8:27.7	1/25.253 19/8:11.7	5/29.779 17/8:03.8	2/26.597 18/8:04.2	
16.	3/26.012 18/8:14.0			6/28.579 17/8:08.1	7/28.933 16/8:09.0	4/26.834 18/8:26.1	1/27.000 19/8:13.0	5/27.599 17/8:02.8	2/26.092 18/8:03.3	
17.	3/25.685 18/8:12.2			6/28.331 17/8:07.7		4/26.226 18/8:24.1	1/25.162 19/8:12.2	5/27.639 17/8:02.1	2/27.461 18/8:03.9	
18.	3/26.465 18/8:11.3					4/27.731 18/8:23.8	1/25.565 19/8:11.8		2/26.286 18/8:03.3	
19.							1/25.674 19/8:11.6			



# Mod Buggy (A Main)

Top Qualifier is Lopez, Jader 15/6: 06.134 (Rnd 2)

Round 3

5

## Coral Springs R/C Track

Ser#42318

Timing and Scoring by [www.RCScoringPro.com](http://www.RCScoringPro.com)

Sponsor	Driver Name	Car	Pos	Laps	Race Time	Behind	Fast Lap	Average Top 5	Top 10	Top 15	Q#
	Law, Felix	9	1	20	8:22.492		23.788	23.891	24.049	24.348	2
	Applegate, Mke	3	2	20	8:23.087	0.595	23.875	23.993	24.202	24.530	3
	Castaneda, Daniel	2	3	20	8:28.780	6.288	23.802	24.092	24.373	24.757	5
	Lopez, Jader	1	4	18	8:04.929		22.858	23.548	23.928	24.805	1
	Janos `Lazi` Lazar	11	5	18	8:07.151	2.222	25.072	25.288	25.582	26.165	9
	Record, Corey	7	6	18	8:15.137	10.208	25.117	25.928	26.369	26.955	6
	Salvant, Sebastien	8	7	16	8:01.661		27.186	27.542	28.578	29.752	11
	Carlson, Glenn	5	8	16	8:08.748	7.087	26.878	27.694	28.827	30.219	7
	Scallo, Anthony	13	9	16	8:24.171	22.510	26.191	26.726	27.265	29.274	12
	Witkowski, Dan	12	10	16	8:26.689	25.028	26.843	27.648	28.280	30.872	10
	LaGrone, Zach	6	11	15	8:16.011		28.876	29.564	30.399	33.067	13
	Worthington, Glenn	4	12	7	3:08.552		24.692	26.037			4
	Kranz, Jeff	10	13	6	2:49.234		26.443	27.697			8

Car# 1	2	3	4	5	6	7	8	9	10
Lopez	Castaneda	Applegate	Worthington	Carlson	LaGrone	Record	Salvant	Law	Kranz
1. 1/24.703 20/8:14.0	4/25.801 19/8:10.1	3/25.562 19/8:05.6	9/31.007 16/8:16.1	8/30.623 16/8:09.9	12/36.538 14/8:31.5	6/29.315 17/8:18.4	10/33.453 15/8:21.7	2/24.866 20/8:17.4	5/28.726 17/8:08.4
2. 3/27.310 19/8:14.0	4/26.561 19/8:17.4	2/25.801 19/8:07.9	7/27.038 17/8:13.4	11/33.683 15/8:02.3	12/31.595 15/8:30.9	6/27.237 17/8:00.6	9/27.536 16/8:07.9	1/25.209 20/8:20.7	5/27.416 18/8:25.2
3. 3/23.747 20/8:25.0	4/24.536 19/8:07.0	2/23.995 20/8:22.4	8/27.358 17/8:03.9	11/27.320 16/8:08.6	12/29.483 15/8:08.0	5/26.511 18/8:18.3	9/29.006 17/8:30.0	1/23.877 20/8:13.0	6/27.428 18/8:21.4
4. 4/27.861 19/8:12.1	2/24.592 19/8:02.0	3/26.230 19/8:02.5	6/26.946 18/8:25.5	10/35.460 16/8:28.3	11/31.787 15/8:05.2	5/26.661 18/8:13.7	9/28.253 17/8:22.5	1/26.805 20/8:23.8	8/30.748 17/8:05.8
5. 4/28.005 19/8:20.1	2/26.208 19/8:05.2	3/28.090 19/8:12.7	6/26.479 18/8:19.7	10/28.359 16/8:17.4	11/31.133 15/8:01.6	5/26.881 18/8:11.7	9/30.277 17/8:25.0	1/24.260 20/8:20.0	8/28.473 17/8:05.4
6. 4/24.054 19/8:12.9	2/24.726 19/8:02.6	3/24.168 19/8:07.1	6/25.032 18/8:11.5	10/32.539 16/8:21.2	11/30.246 16/8:28.7	5/26.533 18/8:09.4	9/30.479 17/8:27.1	1/25.273 20/8:20.9	7/26.443 18/8:27.6
7. 4/24.265 19/8:08.4	2/24.790 19/8:00.9	3/25.232 19/8:06.0	6/24.692 18/8:04.8	9/28.854 16/8:15.6	11/39.325 15/8:13.0	5/25.117 18/8:04.0	8/31.405 16/8:00.9	1/23.927 20/8:17.7	
8. 4/32.425 19/8:24.3	2/23.985 20/8:23.0	3/23.889 19/8:02.0		8/31.808 16/8:17.3	10/28.876 15/8:05.5	5/29.285 18/8:09.4	7/27.186 17/8:24.8	1/24.291 20/8:16.2	
9. 4/23.658 19/8:18.2	2/24.536 20/8:21.6	3/24.241 20/8:24.9		8/30.291 16/8:15.8	10/29.933 15/8:01.5	5/26.757 18/8:08.6	7/30.467 17/8:26.3	1/24.636 20/8:15.8	
10. 4/26.755 19/8:19.2	2/24.036 20/8:19.5	3/24.826 20/8:24.0		8/32.558 16/8:18.3	11/46.121 15/8:22.5	5/25.594 18/8:05.8	7/31.177 17/8:28.7	1/24.203 20/8:14.6	
11. 4/22.858 19/8:13.3	3/29.702 19/8:02.7	2/24.753 20/8:23.2		8/26.878 16/8:12.1	10/31.009 15/8:19.1	5/29.632 18/8:10.1	7/33.988 16/8:04.6	1/23.853 20/8:13.0	
12. 4/24.082 19/8:10.3	3/24.102 19/8:00.6	2/24.677 20/8:22.4		8/28.817 16/8:09.5	10/29.284 15/8:14.1	5/30.622 18/8:15.2	7/28.093 16/8:01.7	1/24.750 20/8:13.2	
13. 4/23.727 19/8:07.3	3/25.438 19/8:00.8	2/25.552 20/8:23.1		8/27.097 16/8:05.2	11/30.648 15/8:11.5	6/30.553 18/8:19.4	7/27.665 17/8:28.6	1/24.008 20/8:12.2	
14. 5/52.426 18/8:16.1	3/23.802 20/8:24.0	2/23.875 20/8:21.2		8/34.435 16/8:09.9	11/34.625 15/8:13.5	6/27.475 18/8:19.0	7/27.232 17/8:25.4	1/24.168 20/8:11.6	
15. 4/23.751 18/8:11.5	2/24.628 20/8:23.2	3/28.747 19/8:00.8		8/29.967 16/8:09.2	11/35.408 15/8:16.0	6/26.733 18/8:17.8	7/30.060 17/8:25.7	1/30.121 20/8:19.0	
16. 4/25.609 18/8:09.6	2/25.720 20/8:23.9	3/24.091 20/8:24.6		8/30.059 16/8:08.7		6/25.887 18/8:15.8	7/35.384 16/8:01.6	1/23.788 20/8:17.5	
17. 4/25.258 18/8:07.5	3/26.066 20/8:24.9	2/24.335 20/8:23.6				6/27.324 18/8:15.6		1/26.059 20/8:18.9	
18. 4/24.435 18/8:04.9	3/25.251 20/8:24.9	2/26.276 20/8:24.8				6/27.020 18/8:15.1		1/28.154 20/8:22.5	
19.	3/25.406 20/8:25.1	2/24.633 20/8:24.1						1/26.131 20/8:23.5	
20.	3/28.894 19/8:03.3	2/24.114 20/8:23.0						1/24.113 20/8:22.4	
Car# 11	12	13	14	15	16	17	18	19	20
inos `Lazi` Laz	Witkowski	Scallo							
1. 7/30.324 16/8:05.1	13/43.612 12/8:43.3	11/34.503 14/8:03.0							







# Pro 2 Modified (A Main)

Round 3

Top Qualifier is Record, Corey 13/6: 00.211 (Rnd 2)



## Coral Springs R/C Track

Ser#42318

Timing and Scoring by [www.RCScoringPro.com](http://www.RCScoringPro.com)

Sponsor	Driver Name	Car	Pos	Laps	Race Time	Behind	Fast Lap	Average Top 5	Top 10	Top 15	Q#
	Record, Corey	5	1	18	8:15.360		26.581	26.825	27.020	27.201	1
	Kowal, Tim	2	2	18	8:20.805	5.445	26.339	26.718	27.023	27.337	4
	Bowser, Rob	1	3	17	8:22.210		26.860	27.551	28.142	28.838	2
	OConnell, Denis	3	4	14	8:03.788		31.775	32.873	33.712		5
	Carlson, Glenn	4	5	6	3:28.008		28.949	34.182			3

Car#	1	2	3	4	5	6	7	8	9	10
	Bowser	Kowal	OConnell	Carlson	Record					
1.	2/29.275 17/8:17.5	3/30.373 16/8:05.9	5/36.780 14/8:34.9	4/36.744 14/8:34.3	1/27.172 18/8:09.0					
2.	3/29.802 17/8:22.1	2/27.747 17/8:14.0	5/34.249 14/8:17.2	4/33.190 14/8:09.5	1/27.414 18/8:11.3					
3.	3/28.595 17/8:16.7	2/27.050 17/8:02.6	4/33.969 14/8:10.0	5/36.351 14/8:15.9	1/27.967 18/8:15.2					
4.	3/28.766 17/8:14.8	2/27.368 18/8:26.4	5/33.776 14/8:05.6	4/28.949 15/8:27.1	1/27.228 18/8:14.0					
5.	3/27.575 17/8:09.6	2/26.850 18/8:21.8	4/33.254 14/8:01.6	5/37.096 14/8:02.5	1/27.176 18/8:13.0					
6.	3/28.101 17/8:07.6	2/31.823 17/8:05.0	4/33.437 15/8:33.6	5/35.678 14/8:05.3	1/28.380 18/8:16.0					
7.	3/26.860 17/8:03.2	2/27.507 17/8:02.6	4/35.410 14/8:01.7		1/27.151 18/8:14.9					
8.	3/28.843 17/8:04.1	2/28.553 17/8:02.9	4/35.376 14/8:03.4		1/27.569 18/8:15.1					
9.	3/27.863 17/8:02.9	2/26.945 17/8:00.1	4/34.497 14/8:03.3		1/27.746 18/8:15.6					
10.	3/31.044 17/8:07.4	2/27.294 18/8:26.7	4/32.123 14/8:00.0		1/26.993 18/8:14.6					
11.	3/31.840 17/8:12.3	2/26.407 18/8:23.8	4/31.775 15/8:30.8		1/27.252 18/8:14.2					
12.	3/27.354 17/8:10.0	2/27.332 18/8:22.8	4/38.044 14/8:01.4		1/26.742 18/8:13.1					
13.	3/31.566 17/8:13.6	2/26.339 18/8:20.6	4/34.667 14/8:01.7		1/27.476 18/8:13.2					
14.	3/29.452 17/8:14.1	2/28.130 18/8:21.0	4/36.431 14/8:03.7		1/26.656 18/8:12.3					
15.	3/28.468 17/8:13.4	2/27.339 18/8:20.4			1/27.609 18/8:12.6					
16.	3/29.000 17/8:13.4	2/28.496 18/8:21.2			1/26.581 18/8:11.7					
17.	3/37.806 17/8:22.2	2/27.942 18/8:21.3			1/30.999 18/8:15.6					
18.		2/27.310 18/8:20.8			1/27.249 18/8:15.3					

# 4wd Mod (A Main)

Top Qualifier is Lopez, Jader 16/6: 09.858 (Rnd 2)

Round 3

8

## Coral Springs R/C Track

Ser#42318

Timing and Scoring by [www.RCScoringPro.com](http://www.RCScoringPro.com)

Sponsor	Driver Name	Car	Pos	Laps	Race Time	Behind	Fast Lap	Average Top 5	Top 10	Top 15	Q#
	Worthington, Glenn	1	1	19	8:01.109		23.707	23.856	24.025	24.532	3
	Carlson, Glenn	2	2	19	8:09.929	8.820	23.768	24.041	24.319	24.631	8
	Gonzalez, Gabe	8	3	19	8:15.051	13.942	24.240	24.755	25.104	25.409	5
	Scallo, Anthony	4	4	19	8:19.535	18.426	24.261	24.831	25.213	25.565	7
	Applegate, Mke	7	5	18	8:05.020		23.265	23.469	23.650	24.138	4
	Law, Felix	6	6	18	8:08.854	3.834	22.500	22.648	22.999	23.492	2
	Mato, Jose	11	7	18	8:25.307	20.287	25.899	26.499	26.841	27.432	11
	Mntiel, Christian	5	8	17	8:01.059		24.762	25.396	26.080	27.088	9
	Hutton, Jonathan	10	9	12	5:53.951		25.740	26.883	28.597		10
	Lee, Pak	12	10	11	5:19.764		26.343	26.637	27.980		12
	Robles Jose	13	11	7	4:21.553		32.358	35.254			13
	Lopez, Jader	3	12	5	2:07.011		23.274	25.402			1
	Witkowski, Dan	9	13	0							6

Car# 1	2	3	4	5	6	7	8	9	10
Worthington	Carlson	Lopez	Scallo	Mntiel	Law	Applegate	Gonzalez	Witkowski	Hutton
1. 1/25.875 19/8:11.7	8/34.061 15/8:30.9	3/27.193 18/8:09.4	4/27.833 18/8:20.9	10/42.459 12/8:29.5	12/80.624 6/8:03.7	2/26.017 19/8:14.3	5/28.374 17/8:02.2		6/31.403 16/8:22.3
2. 2/24.879 19/8:02.1	6/24.650 17/8:19.0	3/23.623 19/8:02.7	4/25.446 19/8:26.1	10/28.176 14/8:14.4	12/24.589 10/8:46.0	1/24.095 20/8:21.1	5/25.519 18/8:05.0		8/29.377 16/8:06.2
3. 4/30.614 18/8:08.2	5/24.956 18/8:22.0	2/23.274 20/8:13.9	6/30.991 18/8:25.6	10/26.846 15/8:07.3	12/22.500 12/8:30.8	1/23.566 20/8:11.2	3/26.307 18/8:01.2		8/26.288 17/8:13.3
4. 5/28.254 18/8:13.2	4/25.144 18/8:09.6	1/26.001 20/8:20.4	6/26.339 18/8:17.7	10/27.419 16/8:19.6	11/23.412 13/8:11.1	2/26.603 20/8:21.3	3/25.753 19/8:23.2		8/28.421 17/8:10.8
5. 6/27.549 18/8:13.8	4/24.203 19/8:25.4	2/26.920 19/8:02.6	5/24.905 18/8:07.8	10/28.433 16/8:10.6	11/23.580 14/8:09.1	1/26.318 19/8:01.0	3/25.173 19/8:18.2		7/25.740 17/8:00.1
6. 5/26.709 18/8:11.6	3/24.204 19/8:17.8		4/26.286 18/8:05.4	9/25.318 17/8:26.1	10/24.140 15/8:17.1	1/24.238 20/8:22.8	2/25.899 19/8:17.2		7/28.031 18/8:27.7
7. 5/23.890 18/8:02.8	3/24.989 19/8:14.5		4/25.632 18/8:01.9	9/24.762 17/8:13.9	10/25.279 15/8:00.2	1/23.683 20/8:18.6	2/24.537 19/8:12.8		7/30.684 19/8:05.5
8. 5/26.020 18/8:01.0	3/24.132 19/8:10.0		4/25.858 19/8:26.5	8/31.045 17/8:18.2	10/24.637 16/8:17.5	1/23.265 20/8:14.4	2/24.240 19/8:08.7		7/27.195 17/8:02.6
9. 4/23.965 19/8:21.9	3/26.044 19/8:10.5		5/25.745 19/8:24.6	8/26.013 17/8:11.9	10/22.711 16/8:02.6	1/23.744 20/8:12.2	2/25.014 19/8:07.2		7/33.184 17/8:11.7
10. 4/23.912 19/8:17.1	2/24.196 19/8:07.5		5/26.658 19/8:24.8	7/26.717 17/8:08.2	9/22.736 17/8:20.1	1/24.881 20/8:12.8	3/26.111 19/8:08.1		10/34.801 17/8:21.7
11. 4/26.262 19/8:17.3	3/29.117 19/8:13.4		5/25.426 19/8:22.8	7/28.185 17/8:07.3	8/23.112 17/8:10.4	1/23.468 20/8:10.6	2/28.135 19/8:12.3		10/31.664 17/8:25.0
12. 4/23.806 19/8:13.5	2/23.904 19/8:10.1		5/25.006 19/8:20.5	7/26.224 17/8:03.9	8/28.537 17/8:09.9	1/23.916 20/8:09.6	3/25.646 19/8:11.9		9/27.163 17/8:21.4
13. 4/24.398 19/8:11.2	2/25.090 19/8:09.1		5/26.664 19/8:21.0	7/24.892 18/8:27.4	8/23.175 17/8:02.5	1/23.406 20/8:08.0	3/25.326 19/8:11.1		
14. 3/24.310 19/8:09.1	2/24.748 19/8:07.8		5/24.261 19/8:18.1	6/25.995 18/8:24.6	7/23.747 18/8:25.0	1/27.980 20/8:13.1	4/25.606 19/8:10.7		
15. 3/24.695 19/8:07.8	2/23.768 19/8:05.3		5/26.199 19/8:18.1		6/22.716 18/8:18.5	1/23.641 20/8:11.7	4/25.159 19/8:09.9		
16. 3/23.707 19/8:05.5	2/24.426 19/8:04.0			5/32.284 19/8:24.4	6/22.577 18/8:12.8	1/24.109 20/8:11.1	4/24.824 19/8:08.7		
17. 2/24.284 19/8:04.0	3/26.735 19/8:05.4		1/30.578 20/8:18.6	8/29.673 18/8:01.1		6/68.371 18/8:08.4	4/27.988 19/8:11.3		
18. 2/23.964 19/8:02.4	3/30.552 19/8:10.7		6/24.888 20/8:18.5		4/27.312 19/8:11.2	7/23.719 18/8:05.0	5/29.425 19/8:15.0		
19. 1/24.016 19/8:01.1	2/25.010 19/8:09.9		4/25.725 20/8:19.4				3/26.015 19/8:15.0		
20.					1/23.470 20/8:08.8				
Car# 11	12	13	14	15	16	17	18	19	20
Mato	Lee	Robles Jose							
1. 7/32.825 15/8:12.4	9/39.965 13/8:39.6	11/45.012 11/8:15.1							



# 1-8 Scale E buggy (A Main)

Top Qualifier is Perez, Luis 16/6: 20.820 (Rnd 2)

Round 3



## Coral Springs R/C Track

Ser#42318

Timing and Scoring by [www.RCScoringPro.com](http://www.RCScoringPro.com)

Sponsor	Driver Name	Car	Pos	Laps	Race Time	Behind	Fast Lap	Average Top 5	Top 10	Top 15	Q#
	Perez, Luis	5	1	26	10:22.388		22:357	22:656	22:774	22:901	1
	Kaplan, Nicole	7	2	25	10:17.550		23:118	23:307	23:424	23:747	9
	Neddeff, Matt	2	3	25	10:23.610	6.060	23:465	23:786	23:928	24:104	3
	Allen, Tom	10	4	24	10:04.173		23:836	24:103	24:268	24:430	10
	Janos `Lazi` Lazar	6	5	24	10:13.970	9.797	23:629	23:784	24:062	24:409	2
	Pagnato, Vito	3	6	24	10:23.013	18.840	23:735	23:836	23:988	24:506	6
	Mntiel, Christian	9	7	23	10:23.931		24:614	24:922	25:211	25:732	5
	Sabol, Greg	8	8	22	10:03.010		23:901	24:815	25:552	26:217	8
	Gonzalez, Gabe	11	9	22	10:10.500	7.490	24:351	24:926	25:393	26:150	Bump
	Paz, Danel	4	10	18	7:22.686		23:534	23:697	23:947	24:185	4
	Butera, Gavin	12	11	18	8:00.087	37.401	21:963	24:146	24:821	25:852	Bump
	Kranz, Jeff	1	12	4	1:58.581		28:126				7

Car#	1	2	3	4	5	6	7	8	9	10
	Kranz	Neddeff	Pagnato	Paz	Perez	anos `Lazi` Laza	Kaplan	Sabol	Montiel	Allen
1.	9/29.666 21/10:23.0	3/27.004 23/10:21.0	5/27.961 22/10:15.1	6/27.976 22/10:15.5	1/24.699 25/10:17.5	2/25.862 24/10:20.6	4/27.585 22/10:06.9	8/29.277 21/10:14.8	12/32.498 19/10:17.5	7/28.382 22/10:24.3
2.	9/28.126 21/10:06.7	3/23.969 24/10:11.6	8/29.461 21/10:02.9	6/25.961 23/10:20.3	1/22.922 26/10:19.0	2/24.374 24/10:02.8	4/25.086 23/10:05.7	7/25.395 22/10:01.3	10/26.243 21/10:16.7	5/24.985 23/10:13.7
3.	11/29.514 21/10:11.1	2/24.621 24/10:04.7	8/27.660 22/10:23.9	5/24.145 24/10:24.6	1/22.825 26/10:10.5	7/29.548 23/10:11.6	3/23.416 24/10:08.7	6/23.901 23/10:02.3	10/28.094 21/10:07.8	4/24.213 24/10:20.6
4.	12/31.275 21/10:22.5	2/23.987 25/10:22.3	7/24.129 22/10:00.6	3/24.305 24/10:14.3	1/25.301 26/10:22.3	9/32.101 22/10:15.3	5/28.301 24/10:00.2	6/28.173 23/10:13.8	10/25.067 22/10:15.4	4/25.103 24/10:16.0
5.		2/24.106 25/10:18.4	6/23.735 23/10:11.5	3/23.814 24/10:05.7	1/23.615 26/10:20.6	8/25.269 22/10:03.4	4/24.405 24/10:18.1	7/28.189 23/10:20.7	9/25.667 22/10:05.3	5/26.681 24/10:20.9
6.		2/24.049 25/10:15.5	6/23.848 23/10:01.0	3/24.438 24/10:02.5	1/24.807 25/10:00.7	8/25.178 23/10:22.2	4/23.272 24/10:08.2	10/30.747 22/10:07.4	7/24.614 23/10:21.6	5/24.228 24/10:14.3
7.		2/24.016 25/10:13.3	6/26.231 23/10:01.3	3/24.208 25/10:24.4	1/23.107 26/10:21.3	7/24.925 23/10:15.2	4/23.560 24/10:02.1	10/28.584 22/10:10.5	8/29.481 22/10:02.3	5/24.149 24/10:09.3
8.		2/23.773 25/10:11.0	6/24.019 24/10:21.1	3/23.543 25/10:19.9	1/24.819 25/10:00.2	7/29.060 23/10:21.9	4/23.475 25/10:22.1	10/26.951 22/10:08.3	9/28.322 22/10:04.9	5/24.489 24/10:06.6
9.		2/24.640 25/10:11.5	6/23.932 25/10:15.9	3/24.108 25/10:18.0	1/22.945 26/10:21.2	7/24.522 23/10:15.4	4/24.045 25/10:19.8	10/27.492 22/10:07.9	9/25.614 22/10:00.3	5/26.049 24/10:08.7
10.		2/25.688 25/10:14.6	6/24.797 24/10:13.8	4/24.459 25/10:17.4	1/22.357 26/10:17.2	7/25.506 23/10:12.6	3/23.501 25/10:16.6	10/25.003 22/10:02.1	9/27.870 22/10:01.6	5/24.431 24/10:06.5
11.		2/24.078 25/10:13.4	6/25.480 24/10:13.6	4/24.643 25/10:17.2	1/22.871 26/10:15.1	7/25.844 23/10:10.9	3/23.521 25/10:14.0	10/30.166 22/10:07.7	9/28.021 22/10:02.9	5/25.109 24/10:06.1
12.		2/24.998 25/10:14.4	6/23.942 24/10:10.3	3/24.220 25/10:16.2	1/25.730 26/10:19.6	7/23.892 23/10:05.8	4/26.630 25/10:18.3	10/24.888 22/10:02.7	9/25.341 23/10:26.4	5/23.836 24/10:03.3
13.		2/24.829 25/10:14.9	6/29.778 24/10:18.4	4/25.977 25/10:18.8	1/23.124 26/10:18.2	7/24.155 23/10:01.9	3/24.458 25/10:17.7	10/29.232 22/10:05.8	9/30.209 22/10:04.2	5/24.551 24/10:02.2
14.		4/30.111 25/10:24.7	6/24.433 24/10:16.1	3/25.417 25/10:20.0	1/23.366 26/10:17.4	7/24.207 24/10:24.7	2/23.393 25/10:15.4	9/26.390 22/10:04.0	10/29.403 22/10:07.2	5/24.088 24/10:00.4
15.		4/23.465 25/10:22.2	6/27.009 24/10:18.2	3/23.613 25/10:18.0	1/24.817 26/10:19.3	7/24.626 24/10:22.5	2/25.308 25/10:16.5	9/26.438 22/10:02.5	10/24.824 22/10:03.1	5/24.582 25/10:24.8
16.		4/24.101 25/10:20.9	6/24.927 24/10:17.0	3/24.343 25/10:17.4	1/24.346 26/10:20.1	7/23.654 24/10:19.0	2/24.904 25/10:16.9	10/26.853 22/10:01.8	9/24.951 23/10:27.0	5/24.353 25/10:23.7
17.		4/24.503 25/10:20.5	6/24.180 24/10:14.8	2/23.534 25/10:15.7	1/22.658 26/10:18.3	7/26.019 24/10:19.3	3/24.568 25/10:16.8	10/28.581 22/10:03.3	9/25.484 23/10:24.6	5/24.778 25/10:23.5
18.		4/24.532 25/10:20.0	6/28.691 24/10:18.9	2/23.982 25/10:14.8	1/22.651 26/10:16.7	7/26.216 24/10:19.9	3/24.870 25/10:17.0	10/25.545 22/10:01.0	9/25.708 23/10:22.8	5/25.182 25/10:23.8
19.		3/23.737 25/10:18.6	6/27.118 24/10:20.6		1/22.893 26/10:15.5	5/23.629 24/10:17.1	2/23.118 25/10:15.0	8/26.215 23/10:27.0	7/25.154 23/10:20.4	4/26.433 24/10:00.7
20.		3/24.588 25/10:18.4	6/30.809 23/10:00.4		1/25.131 26/10:17.4	5/24.444 24/10:15.6	2/24.741 25/10:15.2	8/33.169 22/10:06.3	7/31.929 23/10:26.1	4/24.521 24/10:00.1
21.		3/25.306 25/10:19.1	6/26.934 23/10:01.3		1/22.957 26/10:16.4	5/25.560 24/10:15.5	2/26.080 25/10:16.9	8/24.887 22/10:03.5	7/26.854 23/10:25.7	4/24.876 24/10:00.0
22.		3/24.175 25/10:18.5	6/23.855 24/10:25.0		1/22.795 26/10:15.4	5/23.823 24/10:13.5	2/24.484 25/10:16.7	8/26.934 22/10:03.0	7/27.189 23/10:25.7	4/27.478 24/10:02.7
23.		2/25.330 25/10:19.1	6/23.810 24/10:22.6		1/22.819 26/10:14.4	5/23.924 24/10:11.8	3/27.845 25/10:20.1		7/25.394 23/10:23.9	4/27.306 24/10:05.0



