





TRI-TRACK SPRING RUSH Race 9

Ser#42318

Timing and Scoring by www.RCScoringPro.com


Sponsor	Driver Name	Car	Pos	Laps	Race Time	Behind	Fast Lap	Average Top 5	Top 10	Top 15	Q#
	Record, Corey	8	1	11	5:15.627		27.714	27.953	28.299		1
	Kranz, Jeff	5	2	10	5:00.430		28.079	28.434	30.043		2
	Allen, Tom	1	3	10	5:11.705	11.275	29.461	30.324	31.170		3
	Hutton, Jonathan	4	4	10	5:19.192	18.762	29.772	30.168	31.919		4
	Cooper, Jared	2	5	10	5:27.633	27.203	29.358	30.180	32.763		5
	Alfaro, Joshua	3	6	9	5:17.359		30.281	31.781			6
	Large, Scott	6	7	9	5:26.279	8.920	34.001	34.786			7
	Gimenez, Carlos	7	8	9	5:33.181	15.822	30.690	33.449			8

Car# 1	2	3	4	5	6	7	8	9	10
Allen	Cooper	Alfaro	Hutton	Kranz	Large	Gimenez	Record		
1. 1/31.259 10/5:12.6	4/39.292 8/5:14.3	7/43.868 7/5:07.0	6/41.469 8/5:31.7	3/33.385 9/5:00.4	5/39.722 8/5:17.7	8/44.626 7/5:12.4	2/32.641 10/5:26.3		
2. 2/30.428 10/5:08.4	6/37.671 8/5:07.8	8/40.584 8/5:37.8	4/31.751 9/5:29.4	3/31.821 10/5:26.0	5/36.206 8/5:03.7	7/35.701 8/5:21.3	1/27.973 10/5:03.0		
3. 2/30.779 10/5:08.2	5/29.491 9/5:19.3	7/32.513 8/5:11.8	4/29.772 9/5:08.9	3/28.438 10/5:12.1	6/35.313 9/5:33.7	8/42.687 8/5:28.0	1/28.068 11/5:25.1		
4. 3/30.974 10/5:08.6	5/33.057 9/5:13.8	7/36.592 8/5:07.1	4/30.082 10/5:32.6	2/29.533 10/5:07.9	6/35.960 9/5:31.1	8/30.690 8/5:07.3	1/28.135 11/5:21.2		
5. 3/32.188 10/5:11.2	5/34.182 9/5:12.6	7/30.332 9/5:31.0	4/31.990 10/5:30.1	2/28.079 10/5:02.5	6/35.495 9/5:28.8	8/32.266 9/5:34.7	1/28.256 11/5:19.1		
6. 3/30.682 10/5:10.5	5/32.530 9/5:09.3	6/31.674 9/5:23.3	4/31.322 10/5:27.3	2/28.611 11/5:29.7	7/34.001 9/5:25.0	8/37.648 9/5:35.4	1/27.959 11/5:17.2		
7. 3/33.900 10/5:14.5	5/29.358 9/5:02.8	6/30.281 9/5:16.0	4/29.852 10/5:23.1	2/28.498 11/5:27.4	7/34.730 9/5:23.2	8/33.097 9/5:30.0	1/28.836 11/5:17.2		
8. 3/31.764 10/5:14.9	5/29.800 10/5:31.7	6/37.411 9/5:18.6	4/31.819 10/5:22.5	2/29.671 11/5:27.3	7/34.391 9/5:21.5	8/40.973 9/5:34.9	1/27.714 11/5:15.6		
9. 3/29.461 10/5:12.7	5/29.950 10/5:28.1	6/34.104 9/5:17.3	4/30.898 10/5:21.0	2/28.546 11/5:25.8	7/40.461 9/5:26.2	8/35.493 9/5:33.1	1/28.098 11/5:14.9		
10. 3/30.270 10/5:11.6	5/32.302 10/5:27.6		4/30.237 10/5:19.1	2/33.848 10/5:00.4			1/28.052 11/5:14.3		
11.							1/29.895 11/5:15.6		

TRI-TRACK SPRING RUSH Race 9

Ser#42318

Timing and Scoring by www.RCScoringPro.com

Sponsor	Driver Name	Car	Pos	Laps	Race Time	Behind	Fast Lap	Average Top 5	Top 10	Top 15	Q#
	Chavez, Daniel	6	1	11	5:22.918		27.583	28.024	28.902		1
	Hazbun, Richard	3	2	10	5:05.662		28.375	29.573	30.566		2
	Record, Corey	8	3	10	5:09.621	3.959	29.037	29.488	30.962		3
	Kretzschmar, Loren	2	4	10	5:15.335	9.673	29.267	30.224	31.534		4
	Vasan, Sebastian	4	5	9	5:16.585		31.378	33.404			5
	Diaz, Mke	7	6	9	5:19.373	2.788	30.792	31.848			6
	Tavares, Mke	1	7	9	5:22.691	6.106	32.729	33.768			7
	Gimenez, Carlos	5	8	8	5:10.325		36.038	37.080			8

Car# 1	2	3	4	5	6	7	8	9	10
Tavares	Kretzschmar	Hazbun	Vasan	Gimenez	Chavez	Diaz	Record		
1. 5/34.884 9/5-13.9	3/32.699 10/5-27.0	1/29.834 11/5-28.1	7/39.323 8/5-14.5	6/36.958 9/5-32.6	2/31.075 10/5-10.6	8/43.847 7/5-06.9	4/33.893 9/5-05.0		
2. 7/41.093 8/5-03.9	3/30.202 10/5-14.5	1/30.220 10/5-00.2	5/33.717 9/5-28.6	6/37.365 9/5-34.4	2/29.324 10/5-02.0	8/33.593 8/5-09.7	4/30.033 10/5-19.6		
3. 8/38.397 8/5-04.9	4/30.819 10/5-12.3	2/30.046 10/5-00.3	6/37.250 9/5-30.8	7/36.805 9/5-33.3	1/28.678 11/5-26.6	5/30.792 9/5-24.6	3/29.227 10/5-10.5		
4. 7/35.354 9/5-36.8	4/33.412 10/5-17.8	2/31.048 10/5-02.8	6/34.303 9/5-25.3	8/38.985 8/5-00.2	1/28.357 11/5-22.9	5/31.152 9/5-13.6	3/30.090 10/5-08.0		
5. 7/34.420 9/5-31.4	4/29.267 10/5-12.8	2/30.527 10/5-03.3	6/35.412 9/5-24.0	8/41.203 8/5-06.1	1/27.746 11/5-19.3	5/32.438 9/5-09.2	3/30.133 10/5-06.7		
6. 7/32.809 9/5-25.4	4/34.991 10/5-18.9	2/29.415 10/5-01.8	6/34.437 9/5-21.6	8/36.038 8/5-03.1	1/33.898 11/5-28.3	5/31.264 9/5-04.6	3/30.794 10/5-06.9		
7. 6/33.997 9/5-22.6	4/31.000 10/5-17.6	2/30.850 10/5-02.7	7/37.582 9/5-24.0	8/44.736 8/5-10.9	1/27.583 11/5-24.7	5/36.548 9/5-08.0	3/30.518 10/5-06.6		
8. 7/39.008 9/5-26.2	4/29.831 10/5-15.2	2/28.375 10/5-00.3	6/31.378 9/5-18.8	8/38.235 8/5-10.3	1/28.876 11/5-23.8	5/38.554 9/5-12.9	3/29.051 10/5-04.6		
9. 7/32.729 9/5-22.6	4/31.319 10/5-15.0	2/30.194 10/5-00.5	5/33.183 9/5-16.5		1/30.720 11/5-25.4	6/41.185 9/5-19.3	3/36.845 10/5-11.7		
10.	4/31.795 10/5-15.3	2/35.153 10/5-05.6			1/28.904 11/5-24.6		3/29.037 10/5-09.6		
11.					1/27.757 11/5-22.9				

Top Qualifiers	Qual#	Laps	Race Time (Difference)	Round	Race	Pos in Race	Fast Lap
Chavez, Daniel	1	11	5:22.918	1	2	1	27.583
Hazbun, Richard	2	10	5:05.662	1	2	2	28.375
Record, Corey	3	10	5:09.621 3.959	1	2	3	29.037
Kretzschmar, Loren	4	10	5:15.335 5.714	1	2	4	29.267
Vasan, Sebastian	5	9	5:16.585	1	2	5	31.378
Diaz, Mike	6	9	5:19.373 2.788	1	2	6	30.792
Tavares, Mike	7	9	5:22.691 3.318	1	2	7	32.729
Gimenez, Carlos	8	8	5:10.325	1	2	8	36.038

TRI-TRACK SPRING RUSH Race 9

Ser#42318

Timing and Scoring by www.RCScoringPro.com

Sponsor	Driver Name	Car	Pos	Laps	Race Time	Behind	Fast Lap	Average Top 5	Top 10	Top 15	Q#
	Collins, Bart	2	1	11	5:13.371		27.363	27.649	28.121		1
	Record, Corey	3	2	11	5:25.863	12.492	27.453	28.164	28.899		2
	Kranz, Jeff	7	3	10	5:08.010		29.522	29.927	30.801		3
	Vasan, Sebastian	6	4	9	5:20.809		30.402	32.338			4
	Alfaro, Joshua	4	5	9	5:22.021	1.212	32.420	32.971			5
	Cooper, Jared	5	6	9	5:33.801	12.992	33.181	34.102			6
	Honcho, Mke	1	7	9	5:36.640	15.831	31.169	33.322			7

Car#	1	2	3	4	5	6	7	8	9	10
	Honcho	Collins	Record	Alfaro	Cooper	Vasan	Kranz			
1.	7/48.422 7/5:38.9	2/28.620 11/5:14.8	1/28.490 11/5:13.3	6/39.265 8/5:14.1	5/33.806 9/5:04.2	3/31.169 10/5:11.7	4/32.913 10/5:29.0			
2.	7/34.946 8/5:33.4	1/27.894 11/5:10.8	2/28.320 11/5:12.4	6/40.949 8/5:20.8	5/35.043 9/5:09.8	4/33.232 10/5:22.0	3/29.522 10/5:12.1			
3.	7/33.652 8/5:12.0	1/28.603 11/5:12.1	2/29.059 11/5:14.8	5/32.518 8/5:00.6	6/47.454 8/5:10.1	4/32.693 10/5:23.6	3/31.705 10/5:13.8			
4.	6/31.169 9/5:33.4	2/29.213 11/5:14.4	1/28.323 11/5:14.0	5/34.108 9/5:30.3	7/35.880 8/5:04.3	4/37.508 9/5:02.8	3/30.090 10/5:10.5			
5.	6/34.569 9/5:28.9	2/27.363 11/5:11.7	1/27.453 11/5:11.6	5/33.269 9/5:24.1	7/37.112 8/5:02.8	4/38.693 9/5:11.9	3/31.321 10/5:11.1			
6.	6/38.713 9/5:32.2	2/32.157 11/5:18.7	1/28.234 11/5:11.4	5/32.539 9/5:18.9	7/42.847 8/5:09.5	4/35.562 9/5:13.2	3/31.381 10/5:11.5			
7.	6/37.050 9/5:32.3	1/28.315 11/5:17.6	2/32.573 11/5:18.1	4/38.255 9/5:22.5	7/33.181 8/5:03.2	5/47.354 9/5:29.4	3/29.660 10/5:09.4			
8.	6/32.272 9/5:27.1	1/27.565 11/5:15.8	2/28.762 11/5:17.9	5/38.698 9/5:25.8	7/34.624 9/5:37.4	4/30.402 9/5:22.4	3/31.056 10/5:09.5			
9.	7/45.847 9/5:36.6	1/27.578 11/5:14.4	2/28.555 11/5:17.4	5/32.420 9/5:22.0	6/33.854 9/5:33.8	4/34.196 9/5:20.8	3/29.869 10/5:08.3			
10.		1/27.847 11/5:13.6	2/36.869 11/5:26.3				3/30.493 10/5:08.0			
11.		1/28.216 11/5:13.3	2/29.225 11/5:25.8							

Top Qualifiers	Qual#	Laps	Race Time (Difference)	Round	Race	Pos in Race	Fast Lap
Collins, Bart	1	11	5:13.371	1	3	1	27.363
Record, Corey	2	11	5:25.863 12.49	1	3	2	27.453
Kranz, Jeff	3	10	5:08.010	1	3	3	29.522
Vasan, Sebastian	4	9	5:20.809	1	3	4	30.402
Alfaro, Joshua	5	9	5:22.021 1.212	1	3	5	32.420
Cooper, Jared	6	9	5:33.801 11.78	1	3	6	33.181
Honcho, Mike	7	9	5:36.640 2.839	1	3	7	31.169



TRI-TRACK SPRING RUSH Race 9

Ser#42318

Timing and Scoring by www.RCScoringPro.com

Sponsor	Driver Name	Car	Pos	Laps	Race Time	Behind	Fast Lap	Average Top 5	Top 10	Top 15	Q#
	Record, Corey	4	1	12	5:23.033		26.031	26.341	26.745		1
	Hutton, Jonathan	2	2	11	5:10.174		27.019	27.325	27.849		2
	Lee, Pak	1	3	10	5:00.873		28.007	28.618	30.087		3
	Vasan, Sebastian	6	4	10	5:22.941	22.068	26.980	29.353	32.294		4
	Rodriguez, Fred	3	5	10	5:25.904	25.031	28.143	30.050	32.590		5
	Chavez, Daniel	5	6	3	1:39.054		30.244				6

Car#	1	2	3	4	5	6	7	8	9	10
	Lee	Hutton	Rodriguez	Record	Chavez	Vasan				
1.	3/28.007 11/5:08.1	2/27.884 11/5:06.6	6/32.199 10/5:22.0	1/27.103 12/5:25.2	5/32.041 10/5:20.3	4/30.717 10/5:07.1				
2.	5/35.501 10/5:17.5	2/28.485 11/5:10.0	6/33.996 10/5:30.9	1/26.532 12/5:21.8	4/30.244 10/5:11.3	3/29.078 11/5:28.8				
3.	3/30.228 10/5:12.4	2/27.494 11/5:07.4	6/33.282 10/5:31.6	1/26.513 12/5:20.6	5/36.769 10/5:30.1	4/34.380 10/5:13.9				
4.	4/30.748 10/5:11.1	2/27.977 11/5:07.5	5/32.797 10/5:30.6	1/27.196 12/5:22.0		3/28.187 10/5:05.8				
5.	4/29.537 10/5:08.0	2/27.631 11/5:06.8	5/30.397 10/5:25.3	1/26.031 12/5:20.1		3/26.980 11/5:28.5				
6.	4/31.771 10/5:09.6	2/27.222 11/5:05.5	5/35.061 10/5:29.5	1/26.193 12/5:19.1		3/32.040 10/5:02.3				
7.	4/28.341 10/5:05.8	2/27.260 11/5:04.7	5/29.828 10/5:25.0	1/26.821 12/5:19.5		3/31.802 10/5:04.5				
8.	3/29.072 10/5:04.0	2/31.685 11/5:10.2	5/40.520 9/5:01.5	1/28.025 12/5:21.6		4/36.935 10/5:12.6				
9.	3/28.342 10/5:01.7	2/28.211 11/5:10.2	5/28.143 10/5:29.1	1/27.444 12/5:22.4		4/36.841 10/5:18.8				
10.	3/29.326 10/5:00.8	2/29.306 11/5:11.4	5/29.681 10/5:25.8	1/26.435 12/5:21.9		4/35.981 10/5:22.9				
11.		2/27.019 11/5:10.1		1/27.184 12/5:22.3						
12.				1/27.556 12/5:23.0						

Top Qualifiers	Qual#	Laps	Race Time (Difference)	Round	Race	Pos in Race	Fast Lap
Record, Corey	1	12	5:23.033	1	4	1	26.031
Hutton, Jonathan	2	11	5:10.174	1	4	2	27.019
Lee, Pak	3	10	5:00.873	1	4	3	28.007
Vasan, Sebastian	4	10	5:22.941 22.06	1	4	4	26.980
Rodriguez, Fred	5	10	5:25.904 2.963	1	4	5	28.143
Chavez, Daniel	6	3	1:39.054	1	4	6	30.244

Top Qualifier is Record, Corey 12/5: 23.033 (Rnd 1)



TRI-TRACK SPRING RUSH Race 9

Ser#42318

Timing and Scoring by www.RCScorePro.com

Sponsor	Driver Name	Car	Pos	Laps	Race Time	Behind	Fast Lap	Average Top 5	Top 10	Top 15	Q#
	Hazbun, Sebastian	3	1	12	5:12.755		24.687	25.046	25.696		1
	Espinosa, Jack	2	2	12	5:22.389	9.634	25.885	26.221	26.690		2
	Butera, Gavin "The Hammer"	4	3	12	5:30.255	17.500	25.555	25.985	26.792		4
	OConnell, Denis	6	4	11	5:27.185		26.503	27.898	29.175		6
	Robles, Jose	5	5	9	5:32.337		29.564	31.376			10
	Lazar `Lazi` Janos	1	6	0							12

Car#	1	2	3	4	5	6	7	8	9	10
	Lazar `Lazi` Janc	Espinosa	Hazbun	Butera	Robles	OConnell				
1.		1/26.905 12/5:22.9	2/27.826 11/5:06.1	4/31.794 10/5:17.8	5/70.240 5/5:51.1	3/31.612 10/5:16.1				
2.		2/27.641 11/5:00.0	1/25.406 12/5:19.3	3/26.624 11/5:21.3	5/32.111 6/5:07.0	4/30.951 10/5:12.8				
3.		2/27.695 11/5:01.5	1/24.763 12/5:12.0	3/27.991 11/5:16.8	5/32.402 7/5:14.4	4/29.570 10/5:07.0				
4.		2/26.864 11/5:00.0	1/25.893 12/5:11.6	3/26.760 11/5:11.2	5/32.183 8/5:33.8	4/31.007 10/5:07.8				
5.		2/27.797 11/5:01.1	1/25.330 12/5:10.1	3/26.394 11/5:07.0	5/32.530 8/5:19.1	4/28.297 10/5:02.8				
6.		2/26.230 12/5:26.2	1/25.280 12/5:09.0	3/26.292 11/5:04.0	5/35.403 8/5:13.1	4/35.440 10/5:11.4				
7.		2/26.485 12/5:25.0	1/27.966 12/5:12.7	3/25.894 11/5:01.3	5/29.564 8/5:02.2	4/26.503 10/5:04.8				
8.		2/25.885 12/5:23.2	1/27.518 12/5:14.9	3/27.156 11/5:01.0	5/30.620 9/5:31.9	4/29.076 10/5:03.0				
9.		2/27.353 12/5:23.8	1/26.930 12/5:15.8	3/25.555 12/5:25.9	5/37.284 9/5:32.3	4/27.743 10/5:00.2				
10.		2/27.030 12/5:23.8	1/25.988 12/5:15.4	3/25.788 12/5:24.2		4/29.117 11/5:29.2				
11.		2/26.050 12/5:22.8	1/25.168 12/5:14.2	3/29.470 12/5:26.9		4/27.869 11/5:27.1				
12.		2/26.454 12/5:22.3	1/24.687 12/5:12.7	3/30.537 11/5:02.7						

Top Qualifiers	Qual#	Laps	Race Time (Difference)	Round	Race	Pos in Race	Fast Lap
Hazbun, Sebastian	1	12	5:12.755	1	5	1	24.687
Espinosa, Jack	2	12	5:22.389 9.634	1	5	2	25.885
Record, Corey	3	12	5:23.033 0.644	1	4	1	26.031
Butera, Gavin "The Hammer"	4	12	5:30.255 7.222	1	5	3	25.555
Hutton, Jonathan	5	11	5:10.174	1	4	2	27.019
OConnell, Denis	6	11	5:27.185 17.01	1	5	4	26.503
Lee, Pak	7	10	5:00.873	1	4	3	28.007
Vasan, Sebastian	8	10	5:22.941 22.06	1	4	4	26.980
Rodriguez, Fred	9	10	5:25.904 2.963	1	4	5	28.143
Robles, Jose	10	9	5:32.337	1	5	5	29.564



TRI-TRACK SPRING RUSH Race 9

Ser#42318

Timing and Scoring by www.RCScorePro.com

Sponsor	Driver Name	Car	Pos	Laps	Race Time	Behind	Fast Lap	Average Top 5	Top 10	Top 15	Q#
	Kranz, Jeff	9	1	12	5:14.530		25.449	25.630	25.949		1
	Paz, Daniel	5	2	12	5:17.344	2.814	25.208	25.474	26.109		2
	Torres, Yamig	8	3	12	5:18.222	3.692	25.357	25.809	26.268		3
	Lazar `Lazi` Janos	3	4	11	5:17.164		26.736	27.383	28.479		4
	Record, Jeff	7	5	10	5:01.098		28.068	28.698	30.110		5
	Butera, Gavin "The Hammer"	6	6	10	5:13.872	12.774	28.084	29.269	31.387		6
	Large, Scott	2	7	10	5:18.940	17.842	28.570	29.571	31.894		7
	Mato, Jose	4	8	9	5:31.770		33.459	34.100			8
	Large, Brandon	1	9	6	4:36.794		38.003	42.673			9

Car# 1	2	3	4	5	6	7	8	9	10
Large	Large	azar `Lazi` Jano	Mato	Paz	Butera	Record	Torres	Kranz	
1. 9/51.307 6/5:07.8	5/31.132 10/5:11.3	6/32.377 10/5:23.8	7/33.598 9/5:02.4	3/27.267 12/5:27.2	8/33.751 9/5:03.7	4/28.650 11/5:15.1	2/27.168 12/5:26.0	1/26.778 12/5:21.3	
2. 9/38.812 7/5:15.4	6/31.986 10/5:15.5	4/26.736 11/5:25.1	8/36.579 9/5:15.8	2/25.847 12/5:18.6	7/30.530 10/5:21.3	5/31.280 11/5:29.6	3/26.484 12/5:21.8	1/25.912 12/5:16.1	
3. 9/38.003 8/5:41.6	7/37.402 9/5:01.5	4/26.753 11/5:14.8	8/37.351 9/5:22.5	2/25.558 12/5:14.6	6/28.221 10/5:08.3	5/31.587 10/5:05.0	3/27.655 12/5:25.2	1/25.710 12/5:13.6	
4. 9/39.925 8/5:36.1	7/36.203 9/5:07.6	4/28.278 11/5:13.8	8/40.378 9/5:32.7	1/25.335 12/5:12.0	5/31.343 10/5:09.6	6/33.164 10/5:11.7	3/25.913 12/5:21.6	2/25.811 12/5:12.6	
5. 9/45.318 8/5:41.3	7/29.680 10/5:32.8	4/30.541 11/5:18.3	8/35.184 9/5:29.5	1/26.174 12/5:12.4	6/32.729 10/5:13.1	5/30.614 10/5:10.5	3/26.533 12/5:21.0	2/26.325 12/5:13.2	
6. 9/63.429 7/5:22.9	7/30.162 10/5:27.6	4/28.480 11/5:17.4	8/33.459 9/5:24.8	1/27.458 12/5:15.2	6/37.245 10/5:23.0	5/29.261 10/5:07.6	3/25.791 12/5:19.0	2/27.317 12/5:15.6	
7.	7/28.570 10/5:21.6	4/30.194 11/5:19.5	8/33.588 9/5:21.6	3/28.581 12/5:19.2	6/28.084 10/5:17.0	5/28.526 10/5:04.4	2/25.992 12/5:18.0	1/25.575 12/5:14.4	
8.	7/29.552 10/5:18.3	4/28.167 11/5:18.3	8/46.962 9/5:34.2	3/26.772 12/5:19.4	6/30.276 10/5:15.2	5/30.964 10/5:05.0	2/26.319 12/5:17.7	1/25.449 12/5:13.3	
9.	7/29.893 10/5:16.1	4/27.593 11/5:16.7	8/34.671 9/5:31.7	3/26.047 12/5:18.7	6/29.232 10/5:12.6	5/28.984 10/5:03.3	2/27.128 12/5:18.6	1/25.643 12/5:12.6	
10.	7/34.360 10/5:18.9	4/30.381 11/5:18.4		2/25.420 12/5:17.3	6/32.461 10/5:13.8	5/28.068 10/5:01.1	3/25.991 12/5:17.9	1/25.775 12/5:12.3	
11.		4/27.664 11/5:17.1		2/25.208 12/5:16.0			3/27.891 12/5:19.4	1/27.723 12/5:14.2	
12.				2/27.677 12/5:17.3			3/25.357 12/5:18.2	1/26.512 12/5:14.5	

Top Qualifiers	Qual#	Laps	Race Time (Difference)	Round	Race	Pos in Race	Fast Lap
Kranz, Jeff	1	12	5:14.530	1	6	1	25.449
Paz, Daniel	2	12	5:17.344 2.814	1	6	2	25.208
Torres, Yamig	3	12	5:18.222 0.878	1	6	3	25.357
Lazar `Lazi` Janos	4	11	5:17.164	1	6	4	26.736
Record, Jeff	5	10	5:01.098	1	6	5	28.068
Butera, Gavin "The Hammer"	6	10	5:13.872 12.77	1	6	6	28.084
Large, Scott	7	10	5:18.940 5.068	1	6	7	28.570
Mato, Jose	8	9	5:31.770	1	6	8	33.459
Large, Brandon	9	6	4:36.794	1	6	9	38.003

Pro 4 Mod

Round 1

Top Qualifier is Kranz, Jeff 12/5: 14.530 (Rnd 1)



TRI-TRACK SPRING RUSH Race 9

Ser#42318

Timing and Scoring by www.RCScorePro.com

Sponsor	Driver Name	Car	Pos	Laps	Race Time	Behind	Fast Lap	Average Top 5	Top 10	Top 15	Q#
	Alfaro, Joshua	1	1	11	5:15.074		26.477	27.263	28.315		4
	Hutton, Jonathan	6	2	11	5:18.153	3.079	27.083	28.029	28.707		6
	OConnell, Denis	8	3	11	5:26.177	11.103	28.011	28.441	29.199		7
	Jones, Jeff	4	4	10	5:21.427		29.196	30.348	32.143		11
	Espinosa, Jack	2	5	9	5:04.840		27.324	28.836			12
	Reiman, Wayne	3	6	9	5:31.812	26.972	31.451	33.689			14
	Garoutte, Conner	5	7	8	4:33.638		31.305	32.170			15

Car#	1	2	3	4	5	6	7	8	9	10
	Alfaro	Espinosa	Reiman	Jones	Garoutte	Hutton		OConnell		
1.	5/31.925 10/5:19.3	1/30.253 10/5:02.5	6/34.419 9/5:09.7	7/34.581 9/5:11.2	4/31.305 10/5:13.0	2/30.303 10/5:03.0		3/30.710 10/5:07.1		
2.	2/27.359 11/5:26.0	4/31.173 10/5:07.1	7/39.903 9/5:34.4	6/34.134 9/5:09.2	5/32.646 10/5:19.7	1/28.788 11/5:24.9		3/29.428 10/5:00.6		
3.	1/27.828 11/5:19.4	4/29.126 10/5:01.8	7/42.614 8/5:11.8	5/35.444 9/5:12.4	6/42.994 9/5:20.8	2/28.161 11/5:19.9		3/29.393 11/5:28.2		
4.	1/28.760 11/5:18.6	3/29.701 10/5:00.6	7/33.952 8/5:01.7	5/29.878 9/5:01.5	6/33.387 9/5:15.7	2/30.108 11/5:22.7		4/34.191 10/5:09.3		
5.	1/27.620 11/5:15.6	6/64.783 9/5:33.0	7/42.941 8/5:10.1	4/29.196 10/5:26.4	5/32.056 9/5:10.3	2/29.158 11/5:22.3		3/28.273 10/5:04.0		
6.	1/30.096 11/5:18.2	6/33.684 9/5:28.0	7/37.907 8/5:08.9	4/31.203 10/5:24.0	5/32.013 9/5:06.6	2/27.083 11/5:18.2		3/30.178 10/5:03.6		
7.	2/30.172 11/5:20.1	6/27.324 9/5:16.3	7/31.451 8/5:00.7	4/32.482 10/5:24.1	5/36.407 9/5:09.6	1/28.343 11/5:17.3		3/29.359 10/5:02.1		
8.	1/29.262 11/5:20.4	6/27.778 9/5:08.0	7/34.169 9/5:34.5	4/30.634 10/5:21.9	5/32.830 9/5:07.8	2/31.079 11/5:20.4		3/28.534 10/5:00.0		
9.	2/28.546 11/5:19.6	5/31.018 9/5:04.8	6/34.456 9/5:31.8	4/30.829 10/5:20.4		1/28.138 11/5:19.1		3/28.029 11/5:27.6		
10.	1/27.029 11/5:17.4			4/33.046 10/5:21.4		2/28.570 11/5:18.7		3/28.011 11/5:25.7		
11.	1/26.477 11/5:15.0					2/28.422 11/5:18.1		3/30.071 11/5:26.1		

Top Qualifiers	Qual#	Laps	Race Time (Difference)	Round	Race	Pos in Race	Fast Lap
Kranz, Jeff	1	12	5:14.530	1	6	1	25.449
Paz, Daniel	2	12	5:17.344 2.814	1	6	2	25.208
Torres, Yamig	3	12	5:18.222 0.878	1	6	3	25.357
Alfaro, Joshua	4	11	5:15.074	1	7	1	26.477
Lazar `Lazi` Janos	5	11	5:17.164 2.090	1	6	4	26.736
Hutton, Jonathan	6	11	5:18.153 0.989	1	7	2	27.083
OConnell, Denis	7	11	5:26.177 8.024	1	7	3	28.011
Record, Jeff	8	10	5:01.098	1	6	5	28.068
Butera, Gavin "The Hammer"	9	10	5:13.872 12.77	1	6	6	28.084
Large, Scott	10	10	5:18.940 5.068	1	6	7	28.570

TRI-TRACK SPRING RUSH Race 9

Ser#42318

Timing and Scoring by www.RCScoringPro.com

Sponsor	Driver Name	Car	Pos	Laps	Race Time	Behind	Fast Lap	Average Top 5	Top 10	Top 15	Q#
	Collins, Bart	5	1	12	5:00.885		23.819	24.157	24.477		1
	Mennella, Mchael	2	2	12	5:13.205	12.320	24.306	24.930	25.343		2
	Large, Scott	7	3	11	5:26.583		26.398	27.799	29.384		3
	Kretzschmar, Loren	4	4	11	5:30.628	4.045	27.234	28.461	29.515		4
	Holness, Paul	6	5	10	5:02.967		26.400	27.859	30.297		5
	Tavares, Mke	3	6	10	5:04.581	1.614	28.309	28.662	30.458		6
	Rodriguez, Fred	8	7	10	5:10.082	7.115	27.103	27.864	31.008		7
	Butera, Gavin "The Hammer"	1	8	5	2:21.477		26.808	28.295			8

Car#	1	2	3	4	5	6	7	8	9	10
	Butera	Mennella	Tavares	Kretzschmar	Collins	Holness	Large	Rodriguez		
1.	3/26.808 12/5:21.7	2/24.306 13/5:16.0	5/29.098 11/5:20.1	7/30.997 10/5:10.0	1/24.242 13/5:15.1	4/28.515 11/5:13.7	8/32.742 10/5:27.4	6/30.249 10/5:02.5		
2.	3/28.265 11/5:02.8	2/25.099 13/5:21.1	5/28.678 11/5:17.7	6/27.234 11/5:20.2	1/24.352 13/5:15.8	4/27.085 11/5:05.8	8/27.466 10/5:01.0	7/28.012 11/5:20.4		
3.	3/28.076 11/5:04.8	2/25.023 13/5:22.5	7/28.837 11/5:17.5	6/27.992 11/5:16.1	1/24.181 13/5:15.3	4/29.899 11/5:13.5	8/29.857 10/5:00.1	5/27.907 11/5:15.9		
4.	3/28.209 11/5:06.2	2/28.265 12/5:08.0	5/29.240 11/5:18.5	6/30.126 11/5:19.9	1/25.638 13/5:19.8	4/27.504 11/5:10.7	7/30.486 10/5:01.3	8/39.125 10/5:13.2		
5.	3/30.119 11/5:11.2	2/25.168 12/5:06.8	6/32.403 11/5:26.1	7/35.477 10/5:03.6	1/24.570 13/5:19.7	4/29.789 11/5:14.1	5/26.398 11/5:23.2	8/31.254 10/5:13.1		
6.		2/25.220 12/5:06.1	6/34.629 10/5:04.8	5/30.579 10/5:04.0	1/24.192 13/5:18.8	3/30.040 11/5:16.8	4/32.432 11/5:28.8	7/39.174 10/5:26.1		
7.		2/31.513 12/5:16.4	6/28.309 10/5:01.6	5/27.945 10/5:00.5	1/26.562 13/5:22.6	3/26.400 11/5:13.0	4/30.056 11/5:29.1	7/27.932 10/5:19.5		
8.		2/25.054 12/5:14.4	6/34.148 10/5:06.6	5/30.465 10/5:01.0	1/24.899 13/5:22.7	3/31.383 11/5:17.1	4/30.348 11/5:29.7	7/28.365 10/5:15.0		
9.		2/26.488 12/5:14.8	6/28.386 10/5:04.1	3/29.203 10/5:00.0	1/24.442 13/5:22.2	4/39.869 10/5:00.5	5/31.524 10/5:01.4	7/27.103 10/5:10.1		
10.		2/25.602 12/5:14.0	6/30.853 10/5:04.5	3/29.933 11/5:29.9	1/29.549 12/5:03.1	5/32.483 10/5:02.9	4/28.650 11/5:29.9	7/30.961 10/5:10.0		
11.		2/26.280 12/5:14.2		4/30.677 10/5:00.5	1/23.819 12/5:01.5		3/26.624 11/5:26.5			
12.		2/25.187 12/5:13.2			1/24.439 12/5:00.8					

Top Qualifiers	Qual#	Laps	Race Time (Difference)		Round	Race	Pos in Race	Fast Lap
Collins, Bart	1	12	5:00.885		1	8	1	23.819
Mennella, Michael	2	12	5:13.205	12.32	1	8	2	24.306
Large, Scott	3	11	5:26.583		1	8	3	26.398
Kretzschmar, Loren	4	11	5:30.628	4.045	1	8	4	27.234
Holness, Paul	5	10	5:02.967		1	8	5	26.400
Tavares, Mike	6	10	5:04.581	1.614	1	8	6	28.309
Rodriguez, Fred	7	10	5:10.082	5.501	1	8	7	27.103
Butera, Gavin "The Hammer"	8	5	2:21.477		1	8	8	26.808

E-buggy

Top Qualifier is Collins, Bart 12/5: 00.885 (Rnd 1)

Round 1



TRI-TRACK SPRING RUSH Race 9

Ser#42318

Timing and Scoring by www.RCScorePro.com

Sponsor	Driver Name	Car	Pos	Laps	Race Time	Behind	Fast Lap	Average Top 5	Top 10	Top 15	Q#
	Kranz, Jeff	6	1	12	5:14.876		25.032	25.457	25.816		3
	Lee, Pak	8	2	11	5:15.367		26.593	27.782	28.535		4
	Lazar `Lazi` Janos	5	3	11	5:20.094	4.727	24.301	25.835	28.190		5
	Blume, Richard	1	4	10	5:29.418		29.519	31.273	32.942		11
	Gimenez, Carlos	3	5	9	4:52.847		28.001	29.152			12
	Phillips, Bill	7	6	8	5:31.408		34.472	37.007			13
	Paz, Daniel	2	7	5	2:39.493		25.025	31.899			15
	Diaz, Mke	4	8	0							16

Car# 1	2	3	4	5	6	7	8	9	10
Blume	Paz	Gimenez	Diaz	Lazar `Lazi` Jano	Kranz	Phillips	Lee		
1. 6/34.010 9/5:06.0	1/25.025 12/5:00.2	5/28.909 11/5:18.0		4/28.555 11/5:14.0	2/26.141 12/5:13.6	7/36.695 9/5:30.3	3/27.759 11/5:05.3		
2. 6/34.981 9/5:10.4	2/30.768 11/5:06.8	4/29.378 11/5:20.5		5/31.303 11/5:29.2	1/25.951 12/5:12.5	7/44.440 8/5:24.5	3/28.192 11/5:07.7		
3. 6/37.094 9/5:18.2	2/26.336 11/5:01.1	4/28.001 11/5:16.3		5/28.393 11/5:23.5	1/25.508 12/5:10.3	7/37.513 8/5:16.4	3/28.787 11/5:10.7		
4. 6/30.587 9/5:07.5	2/28.936 11/5:05.4	5/35.446 10/5:04.3		3/24.301 11/5:09.5	1/26.779 12/5:13.1	7/51.158 8/5:39.6	4/28.663 11/5:11.8		
5. 6/30.796 9/5:01.4	4/48.428 10/5:18.9	5/42.012 10/5:27.5		3/33.892 11/5:22.1	1/25.893 12/5:12.6	7/34.472 8/5:26.8	2/26.593 11/5:07.9		
6. 5/29.519 10/5:28.3		4/29.231 10/5:21.6		3/25.282 11/5:14.8	1/28.372 12/5:17.2	6/37.407 8/5:22.2	2/28.919 11/5:09.6		
7. 5/33.890 10/5:29.8		4/32.874 10/5:22.6		3/29.430 11/5:16.1	1/25.032 12/5:14.8	6/38.950 8/5:20.7	2/29.139 11/5:11.2		
8. 5/32.825 10/5:29.6		4/30.242 10/5:20.1		2/25.326 11/5:11.4	1/25.357 12/5:13.5	6/50.773 8/5:31.4	3/29.778 11/5:13.2		
9. 5/33.079 10/5:29.7		4/36.754 10/5:25.3		3/38.192 11/5:23.4	1/25.927 12/5:13.2		2/29.819 11/5:14.9		
10. 4/32.637 10/5:29.4				3/25.871 11/5:19.6	1/25.494 12/5:12.5		2/27.705 11/5:13.8		
11.				3/29.549 11/5:20.0	1/28.342 12/5:15.0		2/30.013 11/5:15.3		
12.					1/26.080 12/5:14.8				

Top Qualifiers	Qual#	Laps	Race Time (Difference)	Round	Race	Pos in Race	Fast Lap
Collins, Bart	1	12	5:00.885	1	8	1	23.819
Mennella, Michael	2	12	5:13.205 12.32	1	8	2	24.306
Kranz, Jeff	3	12	5:14.876 1.671	1	9	1	25.032
Lee, Pak	4	11	5:15.367	1	9	2	26.593
Lazar `Lazi` Janos	5	11	5:20.094 4.727	1	9	3	24.301
Large, Scott	6	11	5:26.583 6.489	1	8	3	26.398
Kretschmar, Loren	7	11	5:30.628 4.045	1	8	4	27.234
Holness, Paul	8	10	5:02.967	1	8	5	26.400
Tavares, Mike	9	10	5:04.581 1.614	1	8	6	28.309
Rodriguez, Fred	10	10	5:10.082 5.501	1	8	7	27.103

TRI-TRACK SPRING RUSH Race 9

Ser#42318

Timing and Scoring by www.RCScoringPro.com

Sponsor	Driver Name	Car	Pos	Laps	Race Time	Behind	Fast Lap	Average Top 5	Top 10	Top 15	Q#
	Collins, Bart	2	1	12	5:06.477		24.171	24.452	24.795		1
	Cotugno, Nick	6	2	11	5:08.172		26.523	26.934	27.780		2
	Mennella, Mchael	1	3	11	5:11.830	3.658	24.377	24.848	25.821		3
	OBryan, Mchael	4	4	10	5:14.245		27.214	28.635	31.424		4
	Holness, Paul	5	5	10	5:17.384	3.139	26.703	27.757	31.738		5
	Vancuren, Ken	3	6	6	2:49.688		24.897	27.663			6

Car#	1	2	3	4	5	6	7	8	9	10
	Mennella	Collins	Vancuren	OBryan	Holness	Cotugno				
1.	2/25.456 12/5:05.5	1/24.229 13/5:14.9	5/29.498 11/5:24.5	6/32.607 10/5:26.1	3/26.703 12/5:20.3	4/28.479 11/5:13.2				
2.	1/25.346 12/5:04.7	2/30.604 11/5:01.5	5/26.954 11/5:10.4	6/29.686 10/5:11.4	3/28.312 11/5:02.6	4/27.380 11/5:07.2				
3.	1/24.875 12/5:02.7	2/25.143 12/5:19.9	3/28.547 11/5:11.6	6/29.247 10/5:05.1	5/32.198 11/5:19.7	4/30.375 11/5:16.1				
4.	1/25.017 12/5:02.0	2/24.465 12/5:13.3	4/31.375 11/5:20.0	6/36.659 10/5:20.5	5/34.534 10/5:04.3	3/28.446 11/5:15.3				
5.	1/24.680 12/5:00.8	2/25.223 12/5:11.1	4/28.417 11/5:18.5	6/38.689 9/5:00.4	5/29.287 10/5:02.0	3/28.405 11/5:14.7				
6.	1/25.617 12/5:01.9	2/24.609 12/5:08.5	3/24.897 11/5:11.0	6/32.542 10/5:32.3	5/27.205 11/5:26.7	4/27.196 11/5:12.1				
7.	1/26.786 12/5:04.7	2/25.001 12/5:07.3		5/28.003 10/5:24.9	4/32.555 10/5:01.1	3/27.674 11/5:11.0				
8.	2/30.766 12/5:12.8	1/24.171 12/5:05.1		5/29.026 10/5:20.5	4/27.278 11/5:27.3	3/30.123 11/5:13.6				
9.	2/24.377 12/5:10.5	1/24.922 12/5:04.4		4/27.214 10/5:15.1	5/49.580 10/5:19.6	3/26.850 11/5:11.5				
10.	2/25.291 12/5:09.8	1/27.923 12/5:07.5		4/30.572 10/5:14.2	5/29.732 10/5:17.3	3/26.523 11/5:09.5				
11.	3/53.619 11/5:11.8	1/25.400 12/5:07.2				2/26.721 11/5:08.1				
12.		1/24.787 12/5:06.4								

Top Qualifiers	Qual#	Laps	Race Time (Difference)	Round	Race	Pos in Race	Fast Lap
Collins, Bart	1	12	5:06.477	1	10	1	24.171
Cotugno, Nick	2	11	5:08.172	1	10	2	26.523
Mennella, Michael	3	11	5:11.830 3.658	1	10	3	24.377
OBryan, Michael	4	10	5:14.245	1	10	4	27.214
Holness, Paul	5	10	5:17.384 3.139	1	10	5	26.703
Vancuren, Ken	6	6	2:49.688	1	10	6	24.897

2wd Stock

Round 2

Top Qualifier is Record, Corey 11/5: 15.627 (Rnd 1)



TRI-TRACK SPRING RUSH Race 9

Ser#42318

Timing and Scoring by www.RCScorePro.com

Sponsor	Driver Name	Car	Pos	Laps	Race Time	Behind	Fast Lap	Average Top 5	Top 10	Top 15	Q#
	Kranz, Jeff	5	1	11	5:00.930		26.637	26.849	27.249		1
	Record, Corey	8	2	11	5:03.699	2.769	26.278	26.723	27.209		2
	Allen, Tom	1	3	11	5:27.377	26.447	27.509	27.988	29.387		3
	Alfaro, Joshua	3	4	11	5:35.633	34.703	27.903	28.585	29.792		4
	Hutton, Jonathan	4	5	10	5:01.307		27.530	28.735	30.131		5
	Cooper, Jared	2	6	10	5:15.560	14.253	28.238	29.263	31.556		6
	Large, Scott	6	7	9	5:07.451		29.948	31.977			7
	Gimenez, Carlos	7	8	9	5:22.579	15.128	32.075	33.249			8

Car#	1	2	3	4	5	6	7	8	9	10
	Allen	Cooper	Alfaro	Hutton	Kranz	Large	Gimenez	Record		
1.	6/33.506 9/5:01.5	4/30.197 10/5:02.0	5/30.392 10/5:03.8	3/29.078 11/5:19.8	2/28.417 11/5:12.6	8/35.597 9/5:20.4	7/34.035 9/5:06.2	1/27.308 11/5:00.4		
2.	5/28.663 10/5:10.8	4/30.011 10/5:01.0	6/34.082 10/5:22.3	3/29.922 11/5:24.5	2/27.379 11/5:06.8	7/33.653 9/5:11.6	8/36.352 9/5:16.7	1/26.806 12/5:24.6		
3.	3/28.475 10/5:02.1	6/35.001 10/5:17.3	4/30.028 10/5:15.0	5/35.733 10/5:15.7	2/26.637 11/5:02.2	8/41.534 9/5:32.3	7/33.989 9/5:13.1	1/26.278 12/5:21.5		
4.	3/27.931 11/5:26.0	6/28.238 10/5:08.6	5/27.903 10/5:06.0	4/27.530 10/5:05.6	2/26.974 11/5:00.8	8/31.660 9/5:20.4	7/33.942 9/5:11.2	1/27.120 12/5:22.5		
5.	3/28.149 11/5:22.7	6/28.830 10/5:04.5	5/29.190 10/5:03.1	4/29.096 10/5:02.7	1/26.929 12/5:27.2	7/29.948 9/5:10.3	8/47.696 9/5:34.8	2/31.611 11/5:06.0		
6.	3/27.875 11/5:20.0	6/29.259 10/5:02.5	5/29.457 10/5:01.7	4/28.278 11/5:29.3	1/26.804 12/5:26.2	7/33.547 9/5:08.9	8/33.545 9/5:29.3	2/26.843 11/5:04.2		
7.	3/31.786 11/5:24.3	6/29.978 10/5:02.1	5/29.213 10/5:00.3	4/30.314 11/5:29.9	1/26.903 12/5:25.7	7/36.780 9/5:12.0	8/32.075 9/5:23.5	2/27.182 11/5:03.5		
8.	3/30.157 11/5:25.2	6/35.293 10/5:08.5	4/27.988 11/5:27.5	5/31.606 10/5:01.9	1/28.445 11/5:00.4	7/31.537 9/5:08.5	8/32.692 9/5:19.8	2/27.528 11/5:03.4		
9.	4/32.653 11/5:29.0	6/35.020 10/5:13.1	3/28.630 11/5:26.1	5/29.694 10/5:01.3	1/27.254 11/5:00.3	7/33.195 9/5:07.4	8/38.253 9/5:22.5	2/29.337 11/5:05.5		
10.	4/30.673 11/5:29.8	6/33.733 10/5:15.5	3/31.035 11/5:27.7	5/30.056 10/5:01.3	1/27.691 11/5:00.7			2/26.767 11/5:04.4		
11.	3/27.509 11/5:27.3		4/37.715 10/5:05.1		1/27.497 11/5:00.9			2/26.919 11/5:03.6		

Top Qualifiers	Qual#	Laps	Race Time (Difference)	Round	Race	Pos in Race	Fast Lap
Kranz, Jeff	1	11	5:00.930	2	1	1	26.637
Record, Corey	2	11	5:03.699 2.769	2	1	2	26.278
Allen, Tom	3	11	5:27.377 23.67	2	1	3	27.509
Alfaro, Joshua	4	11	5:35.633 8.256	2	1	4	27.903
Hutton, Jonathan	5	10	5:01.307	2	1	5	27.530
Cooper, Jared	6	10	5:15.560 14.25	2	1	6	28.238
Large, Scott	7	9	5:07.451	2	1	7	29.948
Gimenez, Carlos	8	9	5:22.579 15.12	2	1	8	32.075

Top Qualifier is Chavez, Daniel 11/5: 22.918 (Rnd 1)



TRI-TRACK SPRING RUSH Race 9

Ser#42318

Timing and Scoring by www.RCScorePro.com

Sponsor	Driver Name	Car	Pos	Laps	Race Time	Behind	Fast Lap	Average Top 5	Top 10	Top 15	Q#
	Record, Corey	8	1	12	5:23.549		26.368	26.550	26.814		1
	Hazbun, Richard	3	2	11	5:04.137		26.114	26.846	27.370		2
	Chavez, Daniel	6	3	11	5:10.692	6.555	26.074	26.838	27.529		3
	Tavares, Mke	1	4	10	5:20.916		29.825	30.947	32.092		5
	Diaz, Mke	7	5	10	5:21.276	0.360	29.435	30.452	32.128		6
	Vasan, Sebastian	4	6	10	5:26.703	5.787	29.938	30.635	32.670		7
	Kretzschmar, Loren	2	7	9	5:08.350		31.066	33.261			4
	Gimenez, Carlos	5	8	8	5:19.833		33.694	38.405			8

Car# 1	2	3	4	5	6	7	8	9	10
Tavares	Kretzschmar	Hazbun	Vasan	Gimenez	Chavez	Diaz	Record		
1. 6/32.548 10/5:25.5	8/34.288 9/5:08.6	3/28.088 11/5:08.9	4/29.938 11/5:29.3	7/33.694 9/5:03.2	2/27.185 12/5:26.1	5/31.836 10/5:18.3	1/26.644 12/5:19.6		
2. 6/32.262 10/5:24.0	7/31.066 10/5:26.7	2/27.591 11/5:06.2	4/31.983 10/5:09.6	8/41.712 8/5:01.6	3/29.769 11/5:13.2	5/32.060 10/5:19.5	1/28.107 11/5:01.1		
3. 6/30.314 10/5:17.0	7/32.601 10/5:26.5	2/27.026 11/5:03.2	4/30.209 10/5:07.0	8/37.925 8/5:02.2	3/27.004 11/5:07.8	5/30.944 10/5:16.1	1/27.237 11/5:00.6		
4. 6/29.825 10/5:12.3	7/35.157 10/5:32.7	2/27.242 11/5:02.3	4/30.179 10/5:05.7	8/40.256 8/5:07.1	3/26.074 11/5:02.5	5/29.435 10/5:10.6	1/26.586 12/5:25.7		
5. 4/33.171 10/5:16.2	7/36.610 9/5:05.4	2/27.118 11/5:01.5	5/36.027 10/5:16.6	8/41.266 8/5:11.7	3/35.400 11/5:19.9	6/36.217 10/5:20.9	1/27.016 12/5:25.4		
6. 5/32.259 10/5:17.3	7/34.832 9/5:06.8	2/27.736 11/5:02.1	6/32.227 10/5:17.6	8/40.106 8/5:13.2	3/26.977 11/5:16.0	4/29.726 10/5:17.0	1/27.087 12/5:25.3		
7. 4/31.436 10/5:16.8	7/34.613 9/5:07.5	2/27.235 11/5:01.7	6/36.522 10/5:24.4	8/44.828 8/5:19.7	3/27.522 11/5:14.1	5/34.183 10/5:20.5	1/26.480 12/5:24.2		
8. 5/35.939 10/5:22.1	7/35.446 9/5:08.9	2/26.114 12/5:27.2	6/35.876 10/5:28.6	8/40.046 8/5:19.8	3/26.948 11/5:11.9	4/31.976 10/5:20.4	1/26.926 12/5:24.1		
9. 4/31.439 10/5:21.3	7/33.737 9/5:08.3	2/26.738 12/5:26.5	6/30.868 10/5:26.4		3/28.396 11/5:11.9	5/34.581 10/5:23.2	1/26.368 12/5:23.2		
10. 4/31.723 10/5:20.9		2/30.434 11/5:02.8	6/32.874 10/5:26.7		3/27.531 11/5:11.0	5/30.318 10/5:21.2	1/26.673 12/5:22.9		
11.		2/28.815 11/5:04.1			3/27.886 11/5:10.6		1/27.125 12/5:23.1		
12.							1/27.300 12/5:23.5		

Top Qualifiers	Qual#	Laps	Race Time (Difference)	Round	Race	Pos in Race	Fast Lap
Record, Corey	1	12	5:23.549	2	2	1	26.368
Hazbun, Richard	2	11	5:04.137	2	2	2	26.114
Chavez, Daniel	3	11	5:10.692 6.555	2	2	3	26.074
Kretzschmar, Loren	4	10	5:15.335	1	2	4	29.267
Tavares, Mike	5	10	5:20.916 5.581	2	2	4	29.825
Diaz, Mike	6	10	5:21.276 0.360	2	2	5	29.435
Vasan, Sebastian	7	10	5:26.703 5.427	2	2	6	29.938
Gimenez, Carlos	8	8	5:10.325	1	2	8	36.038

Mod Truck

Top Qualifier is Collins, Bart 11/5: 13.371 (Rnd 1)

Round 2

3

TRI-TRACK SPRING RUSH Race 9

Ser#42318

Timing and Scoring by www.RCScoringPro.com

Sponsor	Driver Name	Car	Pos	Laps	Race Time	Behind	Fast Lap	Average Top 5	Top 10	Top 15	Q#
	Record, Corey	3	1	12	5:22.666		26.191	26.531	26.771		1
	Collins, Bart	2	2	12	5:22.863	0.197	25.879	26.311	26.563		2
	Kranz, Jeff	7	3	11	5:17.956		27.346	28.044	28.725		3
	Cooper, Jared	5	4	10	5:10.747		29.409	29.835	31.075		4
	Honcho, Mke	1	5	10	5:21.392	10.645	29.296	30.651	32.139		5
	Vasan, Sebastian	6	6	10	5:30.231	19.484	29.817	30.188	33.023		6
	Alfaro, Joshua	4	7	9	5:09.499		30.086	32.049			7

Car#	1	2	3	4	5	6	7	8	9	10
	Honcho	Collins	Record	Alfaro	Cooper	Vasan	Kranz			
1.	7/37.302 9/5:35.6	1/25.879 12/5:10.5	2/27.316 11/5:00.5	4/32.789 10/5:27.8	6/35.305 9/5:17.6	5/35.156 9/5:16.4	3/28.526 11/5:13.8			
2.	7/33.274 9/5:17.6	1/26.641 12/5:15.1	2/26.798 12/5:24.6	4/31.848 10/5:23.1	5/29.412 10/5:23.6	6/30.023 10/5:25.9	3/30.046 11/5:22.1			
3.	7/29.296 10/5:32.8	1/27.137 12/5:18.6	2/26.796 12/5:23.6	6/32.262 10/5:23.0	4/30.121 10/5:16.1	5/30.327 10/5:18.3	3/29.128 11/5:21.5			
4.	5/31.516 10/5:28.4	1/27.050 12/5:20.1	2/26.191 12/5:21.2	6/34.760 10/5:29.1	4/29.823 10/5:11.6	7/42.073 9/5:09.5	3/27.406 11/5:16.5			
5.	6/31.211 10/5:25.1	1/26.685 12/5:20.1	2/26.349 12/5:20.2	5/30.086 10/5:23.5	4/31.729 10/5:12.7	7/30.534 9/5:02.5	3/29.693 11/5:18.5			
6.	5/30.555 10/5:21.9	2/30.095 12/5:26.9	1/27.285 12/5:21.4	6/36.973 10/5:31.1	4/30.408 10/5:11.3	7/40.910 9/5:13.5	3/27.346 11/5:15.6			
7.	5/30.676 10/5:19.7	2/26.544 12/5:25.7	1/27.641 12/5:22.9	6/33.497 10/5:31.7	4/31.224 10/5:11.4	7/30.256 9/5:07.6	3/28.732 11/5:15.6			
8.	5/31.915 10/5:19.6	2/26.052 12/5:24.1	1/26.698 12/5:22.6	6/33.262 10/5:31.8	4/29.409 10/5:09.2	7/29.817 9/5:02.7	3/29.280 11/5:16.4			
9.	5/31.537 10/5:19.1	2/26.852 12/5:23.9	1/26.761 12/5:22.4	7/44.022 9/5:09.5	4/32.215 10/5:10.7	6/30.516 10/5:32.8	3/28.208 11/5:15.7			
10.	5/34.110 10/5:21.3	2/26.490 12/5:23.3	1/27.209 12/5:22.8		4/31.101 10/5:10.7	6/30.619 10/5:30.2	3/30.707 11/5:17.9			
11.		2/26.592 12/5:22.9	1/26.655 12/5:22.5				3/28.884 11/5:17.9			
12.		2/26.846 12/5:22.8	1/26.967 12/5:22.6							

Top Qualifiers	Qual#	Laps	Race Time (Difference)	Round	Race	Pos in Race	Fast Lap
Record, Corey	1	12	5:22.666	2	3	1	26.191
Collins, Bart	2	12	5:22.863 0.197	2	3	2	25.879
Kranz, Jeff	3	11	5:17.956	2	3	3	27.346
Cooper, Jared	4	10	5:10.747	2	3	4	29.409
Honcho, Mike	5	10	5:21.392 10.64	2	3	5	29.296
Vasan, Sebastian	6	10	5:30.231 8.839	2	3	6	29.817
Alfaro, Joshua	7	9	5:09.499	2	3	7	30.086

Top Qualifier is Hazbun, Sebastian 12/5: 12.755 (Rnd 1)



TRI-TRACK SPRING RUSH Race 9

Ser#42318

Timing and Scoring by www.RCScoringPro.com

Sponsor	Driver Name	Car	Pos	Laps	Race Time	Behind	Fast Lap	Average Top 5	Top 10	Top 15	Q#
	Chavez, Daniel	5	1	12	5:08.063		24.741	25.123	25.401		1
	Record, Corey	4	2	12	5:11.546	3.483	24.951	25.163	25.443		2
	Hutton, Jonathan	2	3	12	5:16.495	8.432	25.237	25.557	25.999		4
	Lee, Pak	1	4	11	5:27.146		25.748	27.204	28.854		7
	Rodriguez, Fred	3	5	10	5:04.176		28.162	28.959	30.418		9
	Vasan, Sebastian	6	6	10	5:36.100	31.924	25.738	27.517	33.610		10

Car#	1	2	3	4	5	6	7	8	9	10
	Lee	Hutton	Rodriguez	Record	Chavez	Vasan				
1.	4/26.306 12/5:15.7	3/25.754 12/5:09.0	5/32.529 10/5:25.3	1/25.383 12/5:04.5	2/25.477 12/5:05.7	6/34.002 9/5:06.0				
2.	4/28.033 12/5:26.0	2/25.725 12/5:08.8	6/33.224 10/5:28.7	1/25.325 12/5:04.2	3/26.173 12/5:09.8	5/26.891 10/5:04.4				
3.	4/25.748 12/5:20.3	3/26.707 12/5:12.7	6/28.835 10/5:15.3	1/26.361 12/5:08.2	2/26.121 12/5:11.0	5/30.092 10/5:03.2				
4.	4/28.031 12/5:24.3	3/26.048 12/5:12.6	5/30.050 10/5:11.6	1/25.679 12/5:08.2	2/25.539 12/5:09.9	6/36.080 10/5:17.6				
5.	4/27.903 12/5:26.4	3/28.277 12/5:18.0	5/29.780 10/5:08.8	1/25.660 12/5:08.1	2/25.411 12/5:08.9	6/30.255 10/5:14.6				
6.	4/32.305 11/5:08.6	3/25.237 12/5:15.5	5/28.162 10/5:04.3	1/25.768 12/5:08.3	2/25.498 12/5:08.4	6/25.738 10/5:05.1				
7.	4/28.181 11/5:08.8	3/25.551 12/5:14.2	6/28.899 10/5:02.1	2/25.080 12/5:07.3	1/24.978 12/5:07.1	5/27.903 10/5:01.3				
8.	4/38.603 11/5:23.2	3/28.226 12/5:17.2	6/32.355 10/5:04.7	2/30.757 12/5:15.0	1/27.884 12/5:10.6	5/26.962 11/5:27.1				
9.	4/30.551 11/5:24.6	3/27.125 12/5:18.1	6/29.119 10/5:03.2	2/25.075 12/5:13.4	1/24.741 12/5:09.0	5/32.078 11/5:30.0				
10.	4/31.564 11/5:26.9	3/25.516 12/5:17.0	5/31.223 10/5:04.1	2/24.951 12/5:12.0	1/25.610 12/5:08.9	6/66.099 9/5:02.4				
11.	4/29.921 11/5:27.1	3/26.443 12/5:17.0		2/25.659 12/5:11.6	1/25.623 12/5:08.7					
12.		3/25.886 12/5:16.5		2/25.848 12/5:11.5	1/25.008 12/5:08.0					

Top Qualifiers	Qual#	Laps	Race Time (Difference)	Round	Race	Pos in Race	Fast Lap
Chavez, Daniel	1	12	5:08.063	2	4	1	24.741
Record, Corey	2	12	5:11.546 3.483	2	4	2	24.951
Hazbun, Sebastian	3	12	5:12.755 1.209	1	5	1	24.687
Hutton, Jonathan	4	12	5:16.495 3.740	2	4	3	25.237
Espinosa, Jack	5	12	5:22.389 5.894	1	5	2	25.885
Butera, Gavin "The Hammer"	6	12	5:30.255 7.866	1	5	3	25.555
Lee, Pak	7	11	5:27.146	2	4	4	25.748
OConnell, Denis	8	11	5:27.185 0.039	1	5	4	26.503
Rodriguez, Fred	9	10	5:04.176	2	4	5	28.162
Vasan, Sebastian	10	10	5:22.941 18.76	1	4	4	26.980

Top Qualifier is Chavez, Daniel 12/5:08.063 (Rnd 2)



TRI-TRACK SPRING RUSH Race 9

Ser#42318

Timing and Scoring by www.RCScorePro.com

Sponsor	Driver Name	Car	Pos	Laps	Race Time	Behind	Fast Lap	Average Top 5	Top 10	Top 15	Q#
	Hazbun, Sebastian	3	1	13	5:22.125		23.996	24.119	24.401		1
	Espinosa, Jack	2	2	11	5:01.784		25.883	26.274	27.245		5
	Butera, Gavin "The Hammer"	4	3	11	5:02.781	0.997	25.029	25.464	26.898		6
	OConnell, Denis	6	4	11	5:04.495	2.711	26.250	26.734	27.258		7
	Robles, Jose	5	5	9	5:01.660		31.383	32.132			11
	Lazar `Lazi` Janos	1	6	1	0:30.514		30.514				12

Car# 1	2	3	4	5	6	7	8	9	10
Lazar `Lazi` Janc	Espinosa	Hazbun	Butera	Robles	OConnell				
1. 5/30.514 10/5:05.1	2/26.000 12/5:12.0	1/25.032 12/5:00.3	3/26.086 12/5:13.0	6/35.920 9/5:23.2	4/27.564 11/5:03.1				
2.	2/28.061 12/5:24.3	1/24.292 13/5:20.5	4/33.800 11/5:29.3	5/34.260 9/5:15.8	3/27.225 11/5:01.3				
3.	2/27.853 11/5:00.3	1/24.192 13/5:18.5	4/31.139 10/5:03.3	5/32.063 9/5:06.7	3/27.683 11/5:02.3				
4.	2/26.725 12/5:25.9	1/24.803 13/5:19.5	4/25.029 11/5:19.1	5/31.812 9/5:01.6	3/27.072 11/5:01.2				
5.	2/27.698 12/5:27.2	1/24.068 13/5:18.2	4/29.784 11/5:20.8	5/33.063 9/5:00.8	3/31.912 11/5:11.2				
6.	2/25.883 12/5:24.4	1/24.997 13/5:19.3	4/25.368 11/5:13.8	5/37.072 9/5:06.2	3/27.082 11/5:08.9				
7.	2/28.151 12/5:26.3	1/24.679 13/5:19.5	4/25.398 11/5:08.9	5/32.341 9/5:04.1	3/27.087 11/5:07.4				
8.	2/26.415 12/5:25.1	1/27.932 13/5:24.9	3/25.634 11/5:05.5	5/31.383 9/5:01.3	4/29.353 11/5:09.3				
9.	2/26.345 12/5:24.1	1/24.339 13/5:24.0	3/27.336 11/5:05.0	5/33.746 9/5:01.6	4/26.250 11/5:07.0				
10.	2/29.314 12/5:26.9	1/25.154 13/5:24.3	3/27.314 11/5:04.5		4/26.421 11/5:05.4				
11.	2/29.339 11/5:01.7	1/24.593 13/5:23.9	3/25.893 11/5:02.7		4/26.846 11/5:04.5				
12.		1/24.048 13/5:22.9							
13.		1/23.996 13/5:22.1							

Top Qualifiers	Qual#	Laps	Race Time (Difference)	Round	Race	Pos in Race	Fast Lap
Hazbun, Sebastian	1	13	5:22.125	2	5	1	23.996
Chavez, Daniel	2	12	5:08.063	2	4	1	24.741
Record, Corey	3	12	5:11.546 3.483	2	4	2	24.951
Hutton, Jonathan	4	12	5:16.495 4.949	2	4	3	25.237
Espinosa, Jack	5	12	5:22.389 5.894	1	5	2	25.885
Butera, Gavin "The Hammer"	6	12	5:30.255 7.866	1	5	3	25.555
OConnell, Denis	7	11	5:04.495	2	5	4	26.250
Lee, Pak	8	11	5:27.146 22.65	2	4	4	25.748
Rodriguez, Fred	9	10	5:04.176	2	4	5	28.162
Vasan, Sebastian	10	10	5:22.941 18.76	1	4	4	26.980

Pro 4 Mod

Round 2

Top Qualifier is Kranz, Jeff 12/5: 14.530 (Rnd 1)



TRI-TRACK SPRING RUSH Race 9

Ser#42318

Timing and Scoring by www.RCScoringPro.com

Sponsor	Driver Name	Car	Pos	Laps	Race Time	Behind	Fast Lap	Average Top 5	Top 10	Top 15	Q#
	Kranz, Jeff	9	1	12	5:07.553		25.021	25.157	25.455		1
	Torres, Yamig	8	2	12	5:15.660	8.107	24.418	24.916	25.645		2
	Lazar `Lazi` Janos	3	3	12	5:22.490	14.937	24.640	25.063	26.137		4
	Record, Jeff	7	4	11	5:02.007		26.179	26.797	27.267		5
	Butera, Gavin "The Hammer"	6	5	11	5:16.852	14.845	26.987	27.357	28.465		7
	Paz, Daniel	5	6	11	5:21.908	19.901	24.704	26.085	28.715		3
	Mato, Jose	4	7	10	5:10.781		28.903	29.543	31.078		10
	Large, Scott	2	8	9	5:22.195		30.510	31.327			11
	Large, Brandon	1	9	8	5:28.181		34.517	35.502			16

Car# 1	2	3	4	5	6	7	8	9	10
Large	Large	Lazar `Lazi` Jano	Mato	Paz	Butera	Record	Torres	Kranz	
1. 8/34.517 9/5:10.6	9/41.783 8/5:34.2	1/25.310 12/5:03.7	7/33.011 10/5:30.0	2/26.573 12/5:18.8	4/27.678 11/5:04.4	5/28.561 11/5:14.1	6/31.881 10/5:18.8	3/26.702 12/5:20.3	
2. 8/63.787 7/5:44.0	9/56.764 7/5:44.9	1/25.032 12/5:02.0	7/31.853 10/5:24.3	3/26.435 12/5:18.0	4/26.987 11/5:00.6	5/27.493 11/5:08.2	6/27.002 11/5:23.8	2/26.263 12/5:17.8	
3. 9/34.708 7/5:10.3	8/31.439 7/5:03.3	1/25.169 12/5:02.0	7/30.136 10/5:16.6	3/27.412 12/5:21.6	4/27.179 11/5:00.0	5/26.213 11/5:01.6	6/25.704 11/5:10.1	2/25.966 12/5:15.7	
4. 9/38.509 7/5:00.1	8/31.812 8/5:23.6	1/28.541 12/5:12.1	7/33.300 10/5:20.7	3/26.381 12/5:20.3	5/27.620 11/5:01.0	4/27.132 11/5:00.8	6/24.951 11/5:01.2	2/25.243 12/5:12.5	
5. 9/48.375 7/5:07.8	8/31.491 8/5:09.2	2/28.216 12/5:17.4	7/34.680 10/5:25.9	5/32.059 11/5:05.4	6/32.202 11/5:11.6	4/27.768 11/5:01.7	3/26.308 12/5:26.0	1/25.222 12/5:10.5	
6. 9/34.752 8/5:39.5	8/33.822 8/5:02.8	3/29.625 12/5:23.7	7/29.281 10/5:20.4	6/31.549 11/5:12.4	5/28.716 11/5:12.3	4/27.262 11/5:01.4	2/25.726 12/5:23.1	1/25.021 12/5:08.8	
7. 9/37.672 8/5:34.0	8/30.510 9/5:31.2	3/25.164 12/5:20.6	7/29.667 10/5:17.0	6/31.978 11/5:18.0	5/29.385 11/5:13.9	4/27.225 11/5:01.1	2/24.418 12/5:18.8	1/25.261 12/5:08.0	
8. 9/35.861 8/5:28.1	8/31.383 9/5:25.1	3/28.279 12/5:23.0	7/30.222 10/5:15.1	6/24.704 11/5:12.2	5/27.319 11/5:12.2	4/29.332 11/5:03.8	2/24.869 12/5:16.2	1/25.771 12/5:08.1	
9.	8/33.191 9/5:22.1	3/25.623 12/5:21.2	7/29.728 10/5:13.1	6/33.732 11/5:18.7	5/30.169 11/5:14.4	4/26.179 11/5:02.0	2/25.477 12/5:15.1	1/25.506 12/5:07.9	
10.		3/24.640 12/5:18.7	7/28.903 10/5:10.7	5/26.331 11/5:15.8	6/30.013 11/5:15.9	4/27.607 11/5:02.2	2/27.136 12/5:16.1	1/26.297 12/5:08.7	
11.		3/31.491 12/5:24.0		6/34.754 11/5:21.9	5/29.584 11/5:16.8	4/27.235 11/5:02.0	2/27.325 12/5:17.2	1/25.232 12/5:08.1	
12.		3/25.400 12/5:22.4					2/24.863 12/5:15.6	1/25.069 12/5:07.5	

Top Qualifiers	Qual#	Laps	Race Time (Difference)	Round	Race	Pos in Race	Fast Lap
Kranz, Jeff	1	12	5:07.553	2	6	1	25.021
Torres, Yamig	2	12	5:15.660 8.107	2	6	2	24.418
Paz, Daniel	3	12	5:17.344 1.684	1	6	2	25.208
Lazar `Lazi` Janos	4	12	5:22.490 5.146	2	6	3	24.640
Record, Jeff	5	11	5:02.007	2	6	4	26.179
Alfaro, Joshua	6	11	5:15.074 13.06	1	7	1	26.477
Butera, Gavin "The Hammer"	7	11	5:16.852 1.778	2	6	5	26.987
Hutton, Jonathan	8	11	5:18.153 1.301	1	7	2	27.083
OConnell, Denis	9	11	5:26.177 8.024	1	7	3	28.011
Mato, Jose	10	10	5:10.781	2	6	7	28.903

Pro 4 Mod

Round 2

Top Qualifier is Kranz, Jeff 12/5: 07.553 (Rnd 2)



TRI-TRACK SPRING RUSH Race 9

Ser#42318

Timing and Scoring by www.RCScoringPro.com

Sponsor	Driver Name	Car	Pos	Laps	Race Time	Behind	Fast Lap	Average Top 5	Top 10	Top 15	Q#
	Alfaro, Joshua	1	1	11	5:08.551		25.906	26.842	27.688		6
	Hutton, Jonathan	6	2	11	5:10.684	2.133	26.258	26.864	27.772		7
	Jones, Jeff	4	3	10	5:16.308		29.001	30.054	31.631		11
	Espinosa, Jack	2	4	9	4:32.687		26.037	28.496			13
	Garoutte, Conner	5	5	9	5:16.809	44.122	31.192	33.221			14
	Reiman, Wayne	3	6	9	5:27.660	54.973	33.678	34.532			15
	OConnell, Denis	8	7	1	0:51.928		51.928				9

Car#	1	2	3	4	5	6	7	8	9	10
	Alfaro	Espinosa	Reiman	Jones	Garoutte	Hutton		OConnell		
1.	1/28.323 11/5:11.5	2/29.126 11/5:20.4	6/37.207 9/5:34.8	3/30.279 10/5:02.8	5/33.031 10/5:30.3	4/32.963 10/5:29.6		7/51.928 6/5:11.5		
2.	1/30.101 11/5:21.3	2/29.451 11/5:22.1	5/33.678 9/5:18.9	4/30.405 10/5:03.3	6/37.859 9/5:19.0	3/27.367 10/5:01.6				
3.	1/27.394 11/5:14.6	2/29.306 11/5:22.2	6/36.318 9/5:21.6	4/34.056 10/5:15.7	5/31.192 9/5:06.2	3/28.594 11/5:26.0				
4.	1/27.979 11/5:12.9	3/30.353 11/5:25.1	6/37.843 9/5:26.3	4/29.277 10/5:10.0	5/33.278 9/5:04.5	2/27.567 11/5:20.3				
5.	2/31.675 11/5:20.0	3/30.314 11/5:26.8	6/34.720 9/5:23.5	4/29.001 10/5:06.0	5/34.665 9/5:06.0	1/27.994 11/5:17.8				
6.	1/27.850 11/5:17.7	3/28.560 11/5:24.7	6/43.283 9/5:34.5	4/31.842 10/5:08.1	5/36.072 9/5:09.1	2/30.992 11/5:21.7				
7.	1/25.906 11/5:13.0	3/33.878 10/5:01.4	6/36.665 9/5:33.9	4/32.517 10/5:10.5	5/36.341 9/5:11.7	2/27.260 11/5:18.5				
8.	1/27.372 11/5:11.5	3/26.037 11/5:25.9	6/33.888 9/5:30.3	4/32.559 10/5:12.4	5/40.431 9/5:18.2	2/26.258 11/5:14.8				
9.	1/26.882 11/5:09.8	3/35.662 10/5:02.9	6/34.058 9/5:27.6	4/35.065 10/5:16.6	5/33.940 9/5:16.8	2/27.018 11/5:12.9				
10.	1/28.411 11/5:10.0			3/31.307 10/5:16.3		2/26.415 11/5:10.6				
11.	1/26.658 11/5:08.5					2/28.256 11/5:10.6				

Top Qualifiers	Qual#	Laps	Race Time (Difference)	Round	Race	Pos in Race	Fast Lap
Kranz, Jeff	1	12	5:07.553	2	6	1	25.021
Torres, Yamig	2	12	5:15.660 8.107	2	6	2	24.418
Paz, Daniel	3	12	5:17.344 1.684	1	6	2	25.208
Lazar `Lazi` Janos	4	12	5:22.490 5.146	2	6	3	24.640
Record, Jeff	5	11	5:02.007	2	6	4	26.179
Alfaro, Joshua	6	11	5:08.551 6.544	2	7	1	25.906
Hutton, Jonathan	7	11	5:10.684 2.133	2	7	2	26.258
Butera, Gavin "The Hammer"	8	11	5:16.852 6.168	2	6	5	26.987
OConnell, Denis	9	11	5:26.177 9.325	1	7	3	28.011
Mato, Jose	10	10	5:10.781	2	6	7	28.903

Top Qualifier is Collins, Bart 12/5:00.885 (Rnd 1)



TRI-TRACK SPRING RUSH Race 9

Ser#42318

Timing and Scoring by www.RCScoringPro.com

Sponsor	Driver Name	Car	Pos	Laps	Race Time	Behind	Fast Lap	Average Top 5	Top 10	Top 15	Q#
	Collins, Bart	5	1	13	5:18.065		23.490	23.737	24.125		1
	Mennella, Michael	2	2	12	5:08.989		24.330	24.588	25.204		2
	Butera, Gavin "The Hammer"	1	3	12	5:23.982	14.993	25.013	25.786	26.489		4
	Tavares, Mke	3	4	11	5:15.590		26.823	27.073	27.545		6
	Kretzschmar, Loren	4	5	11	5:22.782	7.192	26.217	27.205	28.443		8
	Holness, Paul	6	6	10	5:00.108		26.264	26.834	30.011		10
	Large, Scott	7	7	10	5:06.073	5.965	27.597	28.946	30.607		9
	Rodriguez, Fred	8	8	9	5:02.978		28.469	30.382			11

Car#	1	2	3	4	5	6	7	8	9	10
	Butera	Mennella	Tavares	Kretzschmar	Collins	Holness	Large	Rodriguez		
1.	3/25.841 12/5:10.0	2/25.433 12/5:05.1	4/27.392 11/5:01.2	5/27.609 11/5:03.7	1/24.431 13/5:17.5	7/29.602 11/5:25.6	8/30.636 10/5:06.3	6/29.349 11/5:22.8		
2.	3/27.252 12/5:18.5	2/24.758 12/5:01.1	4/27.109 12/5:27.0	5/28.260 11/5:07.2	1/23.887 13/5:14.0	8/39.724 9/5:11.9	6/33.786 10/5:22.1	7/38.879 9/5:07.0		
3.	3/28.595 12/5:26.7	2/24.562 13/5:23.9	6/40.141 10/5:15.4	5/38.354 10/5:14.0	1/23.864 13/5:12.7	7/32.192 9/5:04.5	4/28.912 10/5:11.1	8/33.621 9/5:05.5		
4.	3/25.013 12/5:20.1	2/26.410 12/5:03.4	4/27.495 10/5:05.3	5/28.901 10/5:07.8	1/23.759 13/5:11.8	8/36.322 9/5:10.1	6/30.975 10/5:10.7	7/28.804 10/5:26.6		
5.	3/26.307 12/5:19.2	2/25.888 12/5:04.9	4/27.349 11/5:28.8	5/28.004 10/5:02.2	1/24.361 13/5:12.7	7/26.264 10/5:28.1	6/29.080 10/5:06.7	8/38.145 9/5:03.8		
6.	3/29.530 12/5:25.0	2/26.081 12/5:06.2	4/27.126 11/5:23.7	5/28.739 11/5:29.7	1/23.687 13/5:11.9	7/26.340 10/5:17.3	6/27.597 10/5:01.6	8/31.665 9/5:00.6		
7.	3/26.003 12/5:23.2	2/24.654 12/5:04.7	4/26.959 11/5:19.8	5/26.217 11/5:23.8	1/23.490 13/5:11.0	7/28.100 10/5:12.1	6/29.823 10/5:01.1	8/35.825 9/5:03.8		
8.	3/26.662 12/5:22.7	2/24.635 12/5:03.6	4/26.823 11/5:16.7	5/32.875 11/5:28.5	1/25.506 13/5:13.6	7/27.102 10/5:07.0	6/29.317 10/5:00.1	8/28.469 10/5:30.9		
9.	3/29.564 12/5:26.3	2/24.330 12/5:02.3	4/28.012 11/5:15.8	5/26.407 11/5:24.3	1/24.681 13/5:14.4	6/27.554 10/5:03.5	7/34.308 10/5:04.9	8/38.221 9/5:02.9		
10.	3/26.685 12/5:25.7	2/25.291 12/5:02.4	4/28.906 11/5:16.0	5/29.628 11/5:24.4	1/24.904 13/5:15.3	6/26.908 10/5:00.1	7/31.639 10/5:06.0			
11.	3/26.766 12/5:25.3	2/26.475 12/5:03.8	4/28.278 11/5:15.5	5/27.788 11/5:22.7	1/26.406 13/5:17.8					
12.	3/25.764 12/5:23.9	2/30.472 12/5:08.9			1/24.807 13/5:18.2					
13.					1/24.282 13/5:18.0					

Top Qualifiers	Qual#	Laps	Race Time (Difference)	Round	Race	Pos in Race	Fast Lap
Collins, Bart	1	13	5:18.065	2	8	1	23.490
Mennella, Michael	2	12	5:08.989	2	8	2	24.330
Kranz, Jeff	3	12	5:14.876 5.887	1	9	1	25.032
Butera, Gavin "The Hammer"	4	12	5:23.982 9.106	2	8	3	25.013
Lee, Pak	5	11	5:15.367	1	9	2	26.593
Tavares, Mike	6	11	5:15.590 0.223	2	8	4	26.823
Lazar `Lazi` Janos	7	11	5:20.094 4.504	1	9	3	24.301
Kretzschmar, Loren	8	11	5:22.782 2.688	2	8	5	26.217
Large, Scott	9	11	5:26.583 3.801	1	8	3	26.398
Holness, Paul	10	10	5:00.108	2	8	6	26.264

E-Buggy

Top Qualifier is Collins, Bart 13/5: 18.065 (Rnd 2)

Round 2



TRI-TRACK SPRING RUSH Race 9

Ser#42318

Timing and Scoring by www.RCScorePro.com

Sponsor	Driver Name	Car	Pos	Laps	Race Time	Behind	Fast Lap	Average Top 5	Top 10	Top 15	Q#
	Paz, Daniel	2	1	12	5:02.611		24.268	24.469	24.918		2
	Kranz, Jeff	6	2	12	5:15.494	12.883	24.537	24.801	25.540		4
	Lee, Pak	8	3	11	5:15.623		26.980	27.300	27.993		6
	Lazar `Lazi` Janos	5	4	11	5:19.583	3.960	24.773	25.498	28.566		8
	Diaz, Mke	4	5	10	5:10.136		26.094	28.077	31.014		13
	Gimenez, Carlos	3	6	9	5:06.758		28.436	31.610			15
	Blume, Richard	1	7	6	5:10.482		29.699	30.892			14
	Phillips, Bill	7	8	0							

Car#	1	2	3	4	5	6	7	8	9	10
	Blume	Paz	Gimenez	Diaz	Lazar `Lazi` Jano	Kranz	Phillips	Lee		
1.	4/29.888 11/5:28.7	3/25.828 12/5:09.9	5/33.004 10/5:30.0	6/35.208 9/5:16.8	2/24.773 13/5:22.0	1/24.755 13/5:21.7		7/35.691 9/5:21.2		
2.	4/32.817 10/5:13.5	1/24.268 12/5:00.6	7/32.606 10/5:28.0	6/29.271 10/5:22.4	3/28.750 12/5:21.1	2/28.623 12/5:20.2		5/27.225 10/5:14.6		
3.	6/30.407 10/5:10.3	1/24.346 13/5:22.5	7/32.731 10/5:27.8	5/26.378 10/5:02.8	3/33.083 11/5:17.5	2/25.245 12/5:14.4		4/27.080 11/5:30.0		
4.	5/29.699 10/5:07.0	1/25.754 12/5:00.6	7/31.272 10/5:24.0	6/35.393 10/5:15.6	4/32.436 11/5:27.3	2/24.971 12/5:10.7		3/27.553 11/5:23.2		
5.	5/31.647 10/5:08.9	1/24.654 13/5:24.6	7/38.245 9/5:02.1	6/29.491 10/5:11.4	4/33.924 10/5:05.9	2/24.709 12/5:07.9		3/26.980 11/5:17.9		
6.	7/156.024 6/5:10.4	1/24.510 13/5:23.6	6/36.454 9/5:06.4	5/30.876 10/5:11.0	4/31.109 10/5:06.8	2/24.537 12/5:05.6		3/28.961 11/5:18.0		
7.		1/24.708 13/5:23.2	6/28.436 10/5:32.5	5/29.150 10/5:08.2	4/26.025 10/5:00.1	2/31.019 12/5:15.1		3/28.603 11/5:17.5		
8.		1/25.425 13/5:24.1	6/33.003 10/5:32.1	5/30.575 10/5:07.9	4/25.370 11/5:23.7	2/26.487 12/5:15.5		3/28.824 11/5:17.5		
9.		1/24.567 13/5:23.6	6/41.007 9/5:06.7	5/37.700 10/5:15.6	4/25.907 11/5:19.4	2/25.451 12/5:14.4		3/27.664 11/5:16.0		
10.		1/27.602 12/5:01.9		5/26.094 10/5:10.1	3/25.417 11/5:15.4	2/25.035 12/5:12.9		4/28.621 11/5:15.9		
11.		1/25.637 12/5:02.5			4/32.789 11/5:19.5	2/25.588 12/5:12.4		3/28.421 11/5:15.6		
12.		1/25.312 12/5:02.6				2/29.074 12/5:15.4				

Top Qualifiers	Qual#	Laps	Race Time (Difference)	Round	Race	Pos in Race	Fast Lap
Collins, Bart	1	13	5:18.065	2	8	1	23.490
Paz, Daniel	2	12	5:02.611	2	9	1	24.268
Mennella, Michael	3	12	5:08.989	6.378	2	8	24.330
Kranz, Jeff	4	12	5:14.876	5.887	1	9	25.032
Butera, Gavin "The Hammer"	5	12	5:23.982	9.106	2	8	25.013
Lee, Pak	6	11	5:15.367		1	9	26.593
Tavares, Mike	7	11	5:15.590	0.223	2	8	26.823
Lazar `Lazi` Janos	8	11	5:19.583	3.993	2	9	24.773
Kretschmar, Loren	9	11	5:22.782	3.199	2	8	26.217
Large, Scott	10	11	5:26.583	3.801	1	8	26.398

Pro Buggy

Top Qualifier is Collins, Bart 12/5:06.477 (Rnd 1)

Round 2

10

TRI-TRACK SPRING RUSH Race 9

Ser#42318

Timing and Scoring by www.RCScoringPro.com

Sponsor	Driver Name	Car	Pos	Laps	Race Time	Behind	Fast Lap	Average Top 5	Top 10	Top 15	Q#
	Collins, Bart	2	1	13	5:19.230		23.252	23.690	24.103		1
	Mennella, Mchael	1	2	12	5:11.983		23.693	24.372	25.410		2
	Holness, Paul	5	3	11	5:09.576		26.176	26.983	27.936		4
	Cotugno, Nick	6	4	11	5:23.493	13.917	26.021	27.076	29.009		3
	Vancuren, Ken	3	5	11	5:23.687	14.111	27.818	28.139	29.034		5
	OBryan, Mchael	4	6	0							

Car#	1	2	3	4	5	6	7	8	9	10
	Mennella	Collins	Vancuren	OBryan	Holness	Cotugno				
1.	1/24.445 13/5:17.8	2/26.493 12/5:17.8	4/27.956 11/5:07.5		3/26.822 12/5:21.8	5/29.653 11/5:26.1				
2.	1/24.960 13/5:21.1	2/23.622 12/5:00.6	5/30.373 11/5:20.8		3/28.586 11/5:04.7	4/26.967 11/5:11.4				
3.	2/29.316 12/5:14.8	1/23.825 13/5:20.4	5/31.925 10/5:00.8		3/26.479 11/5:00.2	4/31.310 11/5:22.4				
4.	2/24.564 12/5:09.8	1/24.349 13/5:19.4	4/28.184 11/5:25.7		3/26.176 12/5:24.1	5/31.276 11/5:27.8				
5.	2/28.569 12/5:16.4	1/26.703 13/5:24.9	4/29.589 11/5:25.6		3/30.220 11/5:04.2	5/30.519 11/5:29.3				
6.	2/24.651 12/5:13.0	1/24.869 13/5:24.6	4/28.856 11/5:24.2		3/27.937 11/5:04.7	5/27.208 11/5:24.3				
7.	2/23.693 12/5:08.9	1/23.629 13/5:22.1	5/28.667 11/5:23.0		3/28.316 11/5:05.7	4/28.218 11/5:22.3				
8.	2/25.743 12/5:08.9	1/24.120 13/5:21.1	4/27.818 11/5:20.8		3/27.629 11/5:05.4	5/33.399 11/5:28.0				
9.	2/27.592 12/5:11.3	1/24.124 13/5:20.2	4/28.896 11/5:20.5		3/27.811 11/5:05.5	5/31.955 10/5:00.5				
10.	2/26.857 12/5:12.4	1/23.252 13/5:18.4	4/33.351 11/5:25.1		3/30.016 11/5:07.9	5/26.021 11/5:26.1				
11.	2/27.088 12/5:13.6	1/24.359 13/5:18.3	5/28.072 11/5:23.6		3/29.584 11/5:09.5	4/26.967 11/5:23.4				
12.	2/24.505 12/5:11.9	1/25.002 13/5:18.8								
13.		1/24.883 13/5:19.2								

Top Qualifiers	Qual#	Laps	Race Time (Difference)		Round	Race	Pos in Race	Fast Lap
Collins, Bart	1	13	5:19.230		2	10	1	23.252
Mennella, Michael	2	12	5:11.983		2	10	2	23.693
Cotugno, Nick	3	11	5:08.172		1	10	2	26.523
Holness, Paul	4	11	5:09.576	1.404	2	10	3	26.176
Vancuren, Ken	5	11	5:23.687	14.11	2	10	5	27.818
OBryan, Michael	6	10	5:14.245		1	10	4	27.214

4wd Mod (B Main)

Round 3

Top Qualifier is Hazbun, Sebastian 13/5: 22.125 (Rnd 2)



TRI-TRACK SPRING RUSH Race 9

Ser#42318

Timing and Scoring by www.RCScoringPro.com

Sponsor	Driver Name	Car	Pos	Laps	Race Time	Behind	Fast Lap	Average Top 5	Top 10	Top 15	Q#
	Vasan, Sebastian	6	1	11	5:11.526		25.517	26.380	27.572		10
	Rodriguez, Fred	3	2	10	5:04.822		28.413	28.814	30.482		9
	Robles, Jose	5	3	8	3:55.651		26.406	27.924			11
	Lazar `Lazi` Janos	1	4	1	0:37.545		37.545				12

Car# 1	2	3	4	5	6	7	8	9	10
Lazar `Lazi` Janc		Rodriguez		Robles	Vasan				
1. 4/37.545 8/5:00.3		2/30.329 10/5:03.2		1/26.406 12/5:16.9	3/35.803 9/5:22.1				
2.		3/32.635 10/5:14.8		1/28.388 11/5:01.3	2/26.744 10/5:12.7				
3.		3/29.422 10/5:07.9		1/26.969 12/5:27.0	2/26.518 11/5:26.5				
4.		3/29.032 10/5:03.5		1/29.474 11/5:05.9	2/26.352 11/5:17.4				
5.		3/28.423 11/5:29.6		1/29.437 11/5:09.4	2/25.517 11/5:10.0				
6.		3/32.577 10/5:04.0		2/33.059 11/5:18.5	1/27.719 11/5:09.1				
7.		3/28.780 10/5:01.7		2/33.498 11/5:25.6	1/26.770 11/5:07.0				
8.		3/33.916 10/5:06.3		2/28.420 11/5:24.0	1/32.017 11/5:12.7				
9.		2/31.295 10/5:07.1			1/28.602 11/5:12.9				
10.		2/28.413 10/5:04.8			1/27.787 11/5:12.2				
11.					1/27.697 11/5:11.5				

Pro 4 Mod (B Main)

Round 3

Top Qualifier is Kranz, Jeff 12/5: 07.553 (Rnd 2)

2

TRI-TRACK SPRING RUSH Race 9

Ser#42318

Timing and Scoring by www.RCScoringPro.com

Sponsor	Driver Name	Car	Pos	Laps	Race Time	Behind	Fast Lap	Average Top 5	Top 10	Top 15	Q#
	OConnell, Denis	8	1	11	5:10.953		26.717	27.193	27.941		9
	Mato, Jose	4	2	10	5:01.864		27.460	28.452	30.186		10
	Jones, Jeff	6	3	10	5:29.380	27.516	30.067	31.355	32.938		11
	Reiman, Wayne	3	4	9	5:07.297		31.057	32.989			15
	Large, Brandon	1	5	9	5:17.206	9.909	31.858	32.785			16
	Large, Scott	2	6	8	4:04.972		27.823	29.198			12
	Garoutte, Conner	5	7	5	5:47.118		31.848	69.424			14
	Espinosa, Jack	7	8	0							13

Car#	1	2	3	4	5	6	7	8	9	10
	Large	Large	Reiman	Mato	Garoutte	Jones	Espinosa	OConnell		
1.	6/34.545 9/5:10.9	4/32.809 10/5:28.1	7/36.704 9/5:30.3	5/32.972 10/5:29.6	2/31.848 10/5:18.5	3/32.392 10/5:23.8		1/29.000 11/5:19.0		
2.	4/31.927 10/5:32.3	3/32.436 10/5:26.2	6/34.445 9/5:20.1	2/32.099 10/5:25.3	7/41.626 9/5:30.6	5/34.580 9/5:01.3		1/26.717 11/5:06.4		
3.	4/34.435 9/5:02.7	2/27.823 10/5:10.2	6/34.605 9/5:17.2	3/28.852 10/5:13.0	7/40.830 8/5:04.8	5/35.674 9/5:07.9		1/27.399 11/5:04.7		
4.	4/31.980 10/5:32.2	3/33.735 10/5:17.0	6/33.368 9/5:13.0	2/31.650 10/5:13.9	7/46.741 8/5:22.0	5/31.861 9/5:02.6		1/26.853 11/5:02.4		
5.	5/31.858 10/5:29.5	3/28.504 10/5:10.6	6/34.318 9/5:12.1	2/29.059 10/5:09.2	7/186.073 5/5:47.1	4/30.067 10/5:29.1		1/29.207 11/5:06.1		
6.	5/35.780 9/5:00.7	3/29.696 10/5:08.3	6/33.613 9/5:10.5	2/28.084 10/5:04.5		4/35.042 10/5:32.7		1/27.097 11/5:04.8		
7.	5/33.723 9/5:01.1	3/28.694 10/5:05.2	6/31.057 9/5:06.1	2/27.460 10/5:00.2		4/32.029 10/5:30.9		1/27.957 11/5:05.2		
8.	6/39.430 9/5:07.8	3/31.275 10/5:06.2	5/32.590 9/5:04.5	2/28.805 11/5:28.5		4/34.917 10/5:33.1		1/27.901 11/5:05.4		
9.	5/43.528 9/5:17.2		4/36.597 9/5:07.3	2/31.192 10/5:00.1		3/31.408 10/5:31.0		1/28.167 11/5:05.9		
10.				2/31.691 10/5:01.8		3/31.410 10/5:29.3		1/29.113 11/5:07.3		
11.								1/31.542 11/5:10.9		

E-buggy (B Main)

Top Qualifier is Collins, Bart 13/5: 18.065 (Rnd 2)

Round 3

3

TRI-TRACK SPRING RUSH Race 9

Ser#42318

Timing and Scoring by www.RCScorePro.com

Sponsor	Driver Name	Car	Pos	Laps	Race Time	Behind	Fast Lap	Average Top 5	Top 10	Top 15	Q#
	Holness, Paul	6	1	11	5:11.902		25.874	26.715	27.854		11
	Kretzschmar, Loren	4	2	11	5:15.200	3.298	25.468	26.603	28.216		9
	Diaz, Mke	2	3	11	5:28.120	16.218	25.712	27.508	29.554		13
	Large, Scott	7	4	10	5:01.855		27.453	28.093	30.185		10
	Gimenez, Carlos	3	5	10	5:03.745	1.890	26.262	27.661	30.374		15
	Rodriguez, Fred	8	6	10	5:10.651	8.796	27.886	28.600	31.065		12
	Blume, Richard	1	7	5	2:47.422		30.108	33.484			14
	Phillips, Bill	5	8	0							16

Car#	1	2	3	4	5	6	7	8	9	10
	Blume	Diaz	Gimenez	Kretzschmar	Phillips	Holness	Large	Rodriguez		
1.	7/39.787 8/5-18.3	6/31.645 10/5-16.3	5/31.212 10/5-12.1	1/25.468 12/5-05.6		2/25.874 12/5-10.4	4/29.139 11/5-20.5	3/28.929 11/5-18.2		
2.	7/30.882 9/5-18.0	6/32.577 10/5-21.1	3/26.262 11/5-16.0	2/31.312 11/5-12.2		1/26.828 12/5-16.2	4/32.039 10/5-05.8	5/32.835 10/5-08.8		
3.	7/30.108 9/5-02.3	6/28.780 10/5-10.0	5/34.820 10/5-07.6	2/28.173 11/5-11.4		1/28.558 12/5-25.0	4/30.664 10/5-06.1	3/27.886 11/5-28.7		
4.	7/32.101 10/5-32.1	5/31.716 10/5-11.8	3/26.395 11/5-26.3	2/33.035 11/5-24.4		1/30.709 11/5-07.9	4/32.042 10/5-09.6	6/35.725 10/5-13.4		
5.	7/34.544 9/5-01.3	4/30.610 10/5-10.6	3/32.719 10/5-02.8	1/26.841 11/5-18.6		2/33.362 11/5-19.7	6/36.241 10/5-20.2	5/33.040 10/5-16.8		
6.		4/25.712 10/5-01.7	3/27.495 11/5-27.9	2/30.809 11/5-22.0		1/27.019 11/5-15.9	6/27.739 10/5-13.1	5/28.242 10/5-11.1		
7.		4/32.509 10/5-05.0	3/32.111 10/5-01.4	2/31.244 11/5-25.0		1/29.715 11/5-17.5	5/28.517 10/5-09.1	6/34.045 10/5-15.2		
8.		4/31.522 10/5-06.3	5/34.580 10/5-06.9	2/27.612 11/5-22.4		1/27.237 11/5-15.2	3/27.453 10/5-04.7	6/28.608 10/5-11.6		
9.		4/28.463 10/5-03.9	5/28.400 10/5-04.4	2/27.017 11/5-19.6		1/27.495 11/5-13.8	3/27.617 10/5-01.6	6/32.004 10/5-12.5		
10.		3/26.439 11/5-29.9	5/29.751 10/5-03.7	2/27.086 11/5-17.4		1/26.617 11/5-11.7	4/30.404 10/5-01.8	6/29.337 10/5-10.6		
11.		3/28.147 11/5-28.1		2/26.603 11/5-15.1		1/28.488 11/5-11.8				

2wd Stock (A Main)

Round 3

Top Qualifier is Kranz, Jeff 11/5: 00.930 (Rnd 2)

4

TRI-TRACK SPRING RUSH Race 9

Ser#42318

Timing and Scoring by www.RCScoringPro.com

Sponsor	Driver Name	Car	Pos	Laps	Race Time	Behind	Fast Lap	Average Top 5	Top 10	Top 15	Q#
	Kranz, Jeff	5	1	12	5:20.539		24.203	25.489	26.068		1
	Record, Corey	8	2	12	5:22.078	1.539	25.174	25.630	26.162		2
	Allen, Tom	1	3	11	5:07.106		26.444	26.975	27.606		3
	Hutton, Jonathan	4	4	11	5:23.901	16.795	27.368	27.740	28.949		5
	Alfaro, Joshua	3	5	10	5:03.322		26.633	28.165	30.332		4
	Cooper, Jared	2	6	10	5:05.486	2.164	26.998	28.010	30.549		6
	Large, Scott	6	7	10	5:26.750	23.428	28.547	29.799	32.675		7
	Gimenez, Carlos	7	8	9	5:00.696		28.944	31.484			8

Car#	1 Allen	2 Cooper	3 Alfaro	4 Hutton	5 Kranz	6 Large	7 Gimenez	8 Record	9	10
1.	4/27.218 12/5:26.6	7/32.923 10/5:29.2	3/26.633 12/5:19.5	5/27.837 11/5:06.2	1/24.203 13/5:14.5	8/37.646 8/5:01.1	6/32.014 10/5:20.0	2/25.192 12/5:02.2		
2.	4/27.617 11/5:01.6	8/36.010 9/5:10.1	3/27.955 11/5:00.2	5/34.410 10/5:11.2	1/25.743 13/5:24.6	7/28.547 10/5:30.9	6/31.173 10/5:15.9	2/25.174 12/5:02.2		
3.	3/27.390 11/5:01.4	7/27.201 10/5:20.4	4/30.063 11/5:10.3	5/27.750 11/5:30.0	1/25.950 12/5:03.6	8/36.446 9/5:07.9	6/31.074 10/5:14.2	2/25.900 12/5:05.0		
4.	3/27.776 11/5:02.5	6/28.572 10/5:11.7	4/27.146 11/5:07.4	5/27.368 11/5:22.7	2/26.431 12/5:06.9	8/31.055 9/5:00.8	7/36.025 10/5:25.7	1/26.012 12/5:06.8		
5.	3/31.051 11/5:10.3	6/28.918 10/5:07.2	4/31.621 11/5:15.5	5/27.502 11/5:18.7	2/30.876 12/5:19.6	7/30.964 10/5:29.3	8/35.684 10/5:31.9	1/29.420 12/5:16.0		
6.	3/26.444 11/5:07.0	6/26.998 10/5:01.0	5/35.128 11/5:27.3	4/33.592 11/5:27.1	2/27.389 12/5:21.1	7/29.349 10/5:23.3	8/34.217 9/5:00.2	1/26.910 12/5:17.2		
7.	3/27.343 11/5:06.1	6/28.631 11/5:28.8	5/29.027 11/5:26.1	4/28.241 11/5:24.8	2/25.803 12/5:19.5	7/33.538 10/5:25.0	8/28.944 10/5:27.3	1/25.943 12/5:16.3		
8.	3/26.482 11/5:04.3	6/28.649 11/5:27.1	5/30.076 11/5:26.7	4/30.204 11/5:25.7	2/28.984 12/5:23.0	7/29.081 10/5:20.7	8/36.376 10/5:31.8	1/26.264 12/5:16.2		
9.	3/28.344 11/5:05.1	6/37.652 10/5:06.1	5/32.927 10/5:00.6	4/29.010 11/5:25.0	2/25.744 12/5:21.4	7/34.092 10/5:23.0	8/35.189 9/5:00.6	1/27.320 12/5:17.5		
10.	3/27.806 11/5:05.2	6/29.932 10/5:05.4	5/32.746 10/5:03.3	4/28.397 11/5:23.7	1/25.980 12/5:20.5	7/36.032 10/5:26.7		2/31.038 12/5:23.0		
11.	3/29.635 11/5:07.1			4/29.590 11/5:23.8	1/27.433 12/5:21.3			2/25.941 12/5:21.9		
12.					1/26.003 12/5:20.5			2/26.964 12/5:22.0		

Mod Truck (A Main)

Round 3

Top Qualifier is Record, Corey 12/5: 22.666 (Rnd 2)

5

TRI-TRACK SPRING RUSH Race 9

Ser#42318

Timing and Scoring by www.RCSoringPro.com

Sponsor	Driver Name	Car	Pos	Laps	Race Time	Behind	Fast Lap	Average Top 5	Top 10	Top 15	Q#
	Collins, Bart	2	1	12	5:08.530		24.868	25.078	25.473		2
	Record, Corey	3	2	12	5:10.810	2.280	24.719	25.291	25.620		1
	Kranz, Jeff	7	3	11	5:03.842		26.181	26.851	27.420		3
	Vasan, Sebastian	6	4	10	5:11.422		28.594	29.499	31.142		6
	Alfaro, Joshua	4	5	10	5:18.714	7.292	29.131	29.885	31.871		7
	Cooper, Jared	5	6	9	5:12.802		28.427	30.974			4
	Honcho, Mke	1	7	9	5:24.570	11.768	28.657	30.275			5

Car# 1	2	3	4	5	6	7	8	9	10
Honcho	Collins	Record	Alfaro	Cooper	Vasan	Kranz			
1. 7/42.506 8/5:40.0	2/24.868 13/5:23.3	1/24.719 13/5:21.3	4/31.291 10/5:12.8	5/39.431 8/5:15.4	6/40.231 8/5:21.8	3/26.181 12/5:14.1			
2. 6/28.657 9/5:20.2	2/27.225 12/5:12.5	1/27.060 12/5:10.6	4/29.131 10/5:02.1	7/32.368 9/5:23.0	5/28.594 9/5:09.7	3/27.806 12/5:23.9			
3. 6/31.493 9/5:07.9	2/25.799 12/5:11.5	1/25.757 12/5:10.1	4/29.489 11/5:29.6	7/46.082 8/5:14.3	5/29.869 10/5:28.9	3/26.736 12/5:22.8			
4. 6/30.699 9/5:00.0	2/25.947 12/5:11.5	1/25.875 12/5:10.2	4/37.657 10/5:18.9	7/28.427 9/5:29.1	5/29.016 10/5:19.2	3/26.584 12/5:21.9			
5. 6/30.340 10/5:27.3	2/25.314 12/5:09.9	1/25.030 12/5:08.2	5/31.632 10/5:18.3	7/29.752 9/5:16.9	4/31.092 10/5:17.6	3/27.966 12/5:24.6			
6. 7/59.748 9/5:35.1	1/26.536 12/5:11.3	2/27.551 12/5:11.9	5/33.839 10/5:21.7	6/31.322 9/5:11.0	4/30.136 10/5:14.8	3/27.430 12/5:25.3			
7. 7/37.770 9/5:35.8	1/25.215 12/5:10.1	2/25.462 12/5:11.0	5/30.749 10/5:19.6	6/33.001 9/5:09.0	4/30.967 10/5:14.1	3/27.480 12/5:26.0			
8. 7/33.172 9/5:31.1	1/25.442 12/5:09.5	2/25.671 12/5:10.6	5/30.660 10/5:18.0	6/37.043 9/5:12.1	4/29.880 10/5:12.2	3/27.324 12/5:26.2			
9. 7/30.185 9/5:24.5	1/25.056 12/5:08.5	2/25.683 12/5:10.4	5/29.398 10/5:15.3	6/35.376 9/5:12.8	4/31.369 10/5:12.3	3/28.109 11/5:00.2			
10.	1/24.936 12/5:07.6	2/25.572 12/5:10.0	5/34.868 10/5:18.7		4/30.268 10/5:11.4	3/29.641 11/5:02.7			
11.	1/25.617 12/5:07.5	2/25.696 12/5:09.9				3/28.585 11/5:03.8			
12.	1/26.575 12/5:08.5	2/26.734 12/5:10.8							

2wd Mod (A Main)

Round 3

Top Qualifier is Record, Corey 12/5: 23.549 (Rnd 2)



TRI-TRACK SPRING RUSH Race 9

Ser#42318

Timing and Scoring by www.RCScoringPro.com

Sponsor	Driver Name	Car	Pos	Laps	Race Time	Behind	Fast Lap	Average Top 5	Top 10	Top 15	Q#
	Record, Corey	8	1	12	5:09.887		23.375	24.814	25.471		1
	Chavez, Daniel	6	2	12	5:26.664	16.777	25.079	25.396	26.710		3
	Hazbun, Richard	3	3	11	5:20.864		25.459	26.217	28.056		2
	Tavares, Mke	1	4	10	5:00.692		26.814	28.476	30.069		5
	Vasan, Sebastian	4	5	10	5:03.341	2.649	27.210	28.114	30.334		7
	Kretzschmar, Loren	2	6	10	5:03.870	3.178	26.791	28.945	30.387		4
	Diaz, Mke	7	7	10	5:15.986	15.294	27.709	29.504	31.599		6
	Gimenez, Carlos	5	8	8	5:25.860		33.308	35.826			8

Car#	1	2	3	4	5	6	7	8	9	10
	Tavares	Kretzschmar	Hazbun	Vasan	Gimenez	Chavez	Diaz	Record		
1.	4/29.202 11/5:21.1	5/30.492 10/5:04.8	3/26.925 12/5:23.1	7/32.098 10/5:21.0	8/34.385 9/5:09.4	2/25.079 12/5:00.9	6/31.346 10/5:13.5	1/23.375 13/5:03.9		
2.	3/26.814 11/5:08.1	4/26.791 11/5:15.0	5/32.035 11/5:24.2	6/31.640 10/5:18.6	8/40.234 9/5:35.7	2/25.510 12/5:03.5	7/35.262 10/5:33.0	1/25.183 13/5:15.6		
3.	3/30.904 11/5:18.7	4/30.080 11/5:20.3	5/28.788 11/5:21.7	6/27.406 10/5:03.8	8/33.954 9/5:25.7	2/29.561 12/5:20.6	7/31.060 10/5:25.5	1/24.998 13/5:18.7		
4.	3/29.828 11/5:21.0	4/30.019 11/5:22.7	5/33.271 10/5:02.5	6/31.557 10/5:06.7	8/33.308 9/5:19.2	2/25.266 12/5:16.2	7/38.120 9/5:05.5	1/25.398 13/5:21.5		
5.	3/28.879 11/5:20.3	6/33.953 10/5:02.6	4/25.718 11/5:22.8	5/27.210 11/5:29.8	8/45.967 8/5:00.5	2/28.513 12/5:21.4	7/29.264 10/5:30.1	1/25.250 13/5:22.9		
6.	3/29.078 11/5:20.3	4/29.591 10/5:01.5	6/40.305 10/5:11.7	5/31.239 10/5:01.9	8/58.105 8/5:27.9	2/25.317 12/5:18.5	7/32.680 10/5:29.5	1/27.785 12/5:03.9		
7.	3/28.405 11/5:19.1	5/29.869 10/5:01.1	6/25.779 10/5:04.0	4/27.650 11/5:28.1	8/37.249 8/5:23.6	2/29.916 12/5:24.2	7/30.739 10/5:26.3	1/25.266 12/5:03.8		
8.	3/33.714 11/5:25.6	5/28.986 11/5:29.6	6/27.578 10/5:00.5	4/28.822 11/5:26.7	8/42.658 8/5:25.8	2/26.008 12/5:22.7	7/28.983 10/5:21.8	1/27.336 12/5:06.8		
9.	5/33.862 10/5:00.7	6/34.602 10/5:04.8	4/27.204 11/5:27.0	3/29.480 11/5:26.4		2/25.810 12/5:21.3	7/30.823 10/5:20.3	1/26.086 12/5:07.5		
10.	4/30.006 10/5:00.6	6/29.487 10/5:03.8	3/25.459 11/5:22.3	5/36.239 10/5:03.3		2/29.653 12/5:24.7	7/27.709 10/5:15.9	1/27.393 12/5:09.6		
11.			3/27.802 11/5:20.8			2/26.957 12/5:24.6		1/26.274 12/5:10.1		
12.						2/29.074 12/5:26.6		1/25.543 12/5:09.8		

4wd Mod (A Main)

Round 3

Top Qualifier is Hazbun, Sebastian 13/5: 22.125 (Rnd 2)



TRI-TRACK SPRING RUSH Race 9

Ser#42318

Timing and Scoring by www.RCScorePro.com

Sponsor	Driver Name	Car	Pos	Laps	Race Time	Behind	Fast Lap	Average Top 5	Top 10	Top 15	Q#
	Hazbun, Sebastian	3	1	13	5:19.166		23.515	23.897	24.194		1
	Butera, Gavin "The Hammer"	8	2	12	5:06.059		23.746	24.271	24.786		6
	Chavez, Daniel	5	3	12	5:10.725	4.666	24.396	24.676	25.424		2
	Record, Corey	4	4	12	5:19.975	13.916	23.858	24.162	25.478		3
	Espinosa, Jack	7	5	11	5:07.726		26.614	27.249	27.547		5
	Hutton, Jonathan	2	6	11	5:07.963	0.237	26.182	26.428	27.582		4
	OConnell, Denis	6	7	11	5:13.010	5.284	26.473	26.985	28.062		7
	Vasan, Sebastian	9	8	11	5:26.581	18.855	26.647	27.074	29.140		Bump
	Rodriguez, Fred	10	9	9	5:11.839		28.724	30.797			Bump
	Lee, Pak	1	10	0							8

Car#	1	2	3	4	5	6	7	8	9	10
	Lee	Hutton	Hazbun	Record	Chavez	OConnell	Espinosa	Butera	Vasan	Rodriguez
1.		7/30.197 10/5:02.0	1/23.515 13/5:05.7	2/24.274 13/5:15.5	3/25.059 12/5:00.7	5/28.297 11/5:11.3	4/28.053 11/5:08.5	6/28.507 11/5:13.6	8/35.184 9/5:16.6	9/36.847 9/5:31.6
2.		8/32.145 10/5:11.7	2/24.945 13/5:14.9	1/23.858 13/5:12.8	3/27.560 12/5:15.7	6/31.485 11/5:28.7	4/27.860 11/5:07.5	5/29.688 11/5:20.1	7/26.703 10/5:09.4	9/31.464 9/5:07.3
3.		8/28.139 10/5:01.6	1/25.087 13/5:18.7	2/26.312 13/5:22.5	3/24.976 12/5:10.3	6/29.891 11/5:28.7	5/27.594 11/5:06.2	4/24.354 11/5:02.6	7/28.212 10/5:00.3	9/33.450 9/5:05.2
4.		8/30.048 10/5:01.3	1/24.006 13/5:17.0	2/24.350 13/5:21.0	3/24.711 12/5:06.9	6/26.951 11/5:20.7	5/26.614 11/5:02.8	4/25.289 12/5:23.5	7/26.648 11/5:21.0	9/31.350 10/5:32.7
5.		8/26.624 11/5:23.7	1/24.015 13/5:16.0	2/24.247 13/5:19.9	3/27.413 12/5:11.3	7/27.539 11/5:17.1	5/27.585 11/5:02.9	4/24.449 12/5:17.4	6/26.647 11/5:15.4	9/28.997 10/5:24.2
6.		8/26.413 11/5:18.2	1/24.438 13/5:16.3	3/32.328 12/5:10.7	2/24.396 12/5:08.2	7/27.744 11/5:15.1	5/26.982 11/5:01.9	4/24.273 12/5:13.1	6/27.673 11/5:13.6	9/53.314 9/5:23.1
7.		7/26.413 11/5:14.2	1/23.714 13/5:15.1	3/24.197 12/5:07.8	2/24.523 12/5:06.2	8/28.273 11/5:14.5	5/27.762 11/5:02.4	4/23.746 12/5:09.1	6/28.432 11/5:13.5	9/28.724 9/5:13.9
8.		8/27.934 11/5:13.3	1/25.388 13/5:17.0	2/24.233 12/5:05.7	4/27.239 12/5:08.8	6/26.473 11/5:11.6	5/27.698 11/5:02.7	3/24.535 12/5:07.2	7/27.698 11/5:12.3	9/33.644 9/5:12.5
9.		6/26.182 11/5:10.5	1/24.233 13/5:16.8	4/28.091 12/5:09.1	3/25.810 12/5:08.9	7/32.393 11/5:16.6	5/27.470 11/5:02.6	2/24.968 12/5:06.4	8/33.262 11/5:18.3	9/34.049 9/5:11.8
10.		6/26.506 11/5:08.6	1/24.406 13/5:16.8	4/26.834 12/5:10.4	3/24.775 12/5:07.7	7/27.016 11/5:14.6	5/27.849 11/5:03.0	2/25.477 12/5:06.3	8/34.638 11/5:24.6	
11.		6/27.362 11/5:07.9	1/24.233 13/5:16.7	4/32.872 12/5:18.1	3/28.922 12/5:11.3	7/26.948 11/5:13.0	5/32.259 11/5:07.7	2/24.987 12/5:05.7	8/31.484 11/5:26.5	
12.			1/24.437 13/5:16.7	4/28.379 12/5:19.9	3/25.341 12/5:10.7			2/25.786 12/5:06.0		
13.			1/26.749 13/5:19.1							

E-buggy (A Main)

Top Qualifier is Collins, Bart 13/5: 18.065 (Rnd 2)

Round 3

9

TRI-TRACK SPRING RUSH Race 9

Ser#42318

Timing and Scoring by www.RCScoringPro.com

Sponsor	Driver Name	Car	Pos	Laps	Race Time	Behind	Fast Lap	Average Top 5	Top 10	Top 15	Q#
	Collins, Bart	5	1	24	10:00.258		23.323	23.484	23.675	23.949	1
	Paz, Daniel	2	2	24	10:09.017	8.759	23.219	23.943	24.295	24.449	2
	Kranz, Jeff	6	3	24	10:17.366	17.108	24.642	24.781	24.999	25.190	4
	Mennella, Mchael	4	4	24	10:19.522	19.264	23.880	24.151	24.430	24.622	3
	Butera, Gavin "The Hammer"	1	5	22	10:07.616		25.117	25.447	25.723	26.279	5
	Kretzschmar, Loren	10	6	21	10:09.909		26.009	27.093	27.743	28.227	Bump
	Lazar `Lazi` Janos	7	7	21	10:14.991	5.082	24.159	24.957	25.836	27.253	8
	Holness, Paul	9	8	21	10:16.901	6.992	25.617	26.564	27.347	28.049	Bump
	Tavares, Mke	3	9	20	10:04.721		26.247	26.811	27.487	28.411	7
	Lee, Pak	8	10	0							6

Car#	1	2	3	4	5	6	7	8	9	10
	Butera	Paz	Tavares	Mennella	Collins	Kranz	zar `Lazi` Jani	Lee	Holness	Kretzschmar
1.	4/28.400 22/10:24.7	1/23.219 26/10:03.7	9/40.461 15/10:06.8	6/31.083 20/10:21.5	2/25.250 24/10:06.0	5/29.774 21/10:25.1	8/35.592 17/10:05.0		3/28.116 22/10:18.6	7/31.758 19/10:03.4
2.	3/25.596 23/10:21.0	2/27.617 24/10:10.0	9/28.720 18/10:22.6	5/24.736 22/10:14.0	1/25.297 24/10:06.5	4/25.375 22/10:06.6	7/25.282 20/10:08.6		6/31.785 21/10:28.9	8/29.423 20/10:11.7
3.	3/25.117 23/10:06.5	1/24.447 24/10:02.2	9/28.696 19/10:19.9	5/25.009 23/10:19.6	2/25.859 24/10:11.2	4/25.289 23/10:16.7	7/27.506 21/10:18.6		6/26.322 21/10:03.5	8/28.439 21/10:27.3
4.	5/29.685 23/10:25.6	1/25.331 24/10:03.6	9/26.925 20/10:24.0	4/27.229 23/10:21.3	2/24.748 24/10:06.9	3/26.606 23/10:15.4	7/26.559 21/10:03.4		6/25.617 22/10:15.1	8/27.418 21/10:14.4
5.	5/25.565 23/10:18.0	2/26.102 24/10:08.2	9/34.454 19/10:05.1	4/24.485 23/10:09.6	1/24.495 24/10:03.1	3/24.792 23/10:06.4	7/24.159 22/10:12.0		6/26.884 22/10:10.3	8/26.178 21/10:01.5
6.	5/26.773 23/10:17.7	2/24.713 24/10:05.7	9/29.492 20/10:29.1	4/24.957 23/10:03.7	1/23.465 25/10:21.2	3/25.509 23/10:03.1	7/29.683 22/10:18.8		6/28.887 22/10:14.5	8/30.234 21/10:07.0
7.	5/27.633 23/10:20.2	2/24.292 24/10:02.4	9/39.086 19/10:18.3	4/28.804 23/10:12.1	1/23.851 25/10:17.7	3/24.968 24/10:25.0	7/30.393 22/10:25.9		6/28.181 22/10:15.3	8/28.473 21/10:05.7
8.	5/28.774 23/10:25.4	2/30.929 24/10:19.9	9/27.519 19/10:06.4	4/24.006 23/10:04.6	1/25.462 25/10:20.0	3/24.642 24/10:20.8	7/32.878 21/10:09.1		6/30.505 22/10:22.3	8/30.593 21/10:10.3
9.	5/26.826 23/10:24.5	2/24.150 24/10:15.4	9/32.437 19/10:07.5	4/24.999 23/10:01.3	1/26.868 24/10:00.7	3/24.733 24/10:17.8	7/24.952 22/10:28.2		6/28.252 22/10:22.2	8/27.847 21/10:07.5
10.	5/26.896 23/10:23.8	2/24.713 24/10:13.2	9/31.481 19/10:06.6	4/24.471 24/10:23.4	1/26.233 24/10:03.6	3/24.769 24/10:15.5	8/36.194 21/10:15.7		6/28.396 22/10:22.4	7/32.359 21/10:14.7
11.	5/25.772 23/10:21.0	2/24.586 24/10:11.1	9/26.817 20/10:29.2	4/29.787 23/10:05.4	1/23.851 24/10:00.8	3/25.478 24/10:15.1	8/30.663 21/10:18.2		6/32.620 21/10:02.4	7/29.861 21/10:15.8
12.	5/28.835 23/10:24.5	2/24.799 24/10:09.7	9/27.707 20/10:23.0	4/26.245 23/10:05.3	1/23.427 25/10:22.5	3/25.452 24/10:14.7	8/31.331 21/10:21.5		6/36.106 21/10:15.4	7/29.736 21/10:16.5
13.	5/31.352 22/10:04.5	2/25.230 24/10:09.4	9/26.247 20/10:15.4	4/24.809 23/10:02.6	1/24.365 25/10:21.4	3/26.877 24/10:17.0	7/24.872 21/10:13.9		6/27.193 21/10:12.0	8/28.172 21/10:14.6
14.	5/25.307 22/10:01.1	2/26.594 24/10:11.5	9/27.329 20/10:10.5	4/24.597 23/10:00.0	1/23.640 25/10:19.3	3/25.632 24/10:16.9	6/25.991 21/10:09.0		8/29.844 21/10:13.0	7/28.013 21/10:12.7
15.	5/31.203 22/10:06.8	2/24.718 24/10:10.3	9/26.735 20/10:05.4	4/28.436 23/10:03.5	1/24.688 25/10:19.1	3/25.803 24/10:17.1	6/27.010 21/10:06.2		8/33.209 21/10:18.6	7/29.030 21/10:12.5
16.	5/25.818 22/10:04.3	2/25.649 24/10:10.6	9/32.124 20/10:07.7	4/27.418 23/10:05.2	1/24.076 25/10:18.0	3/25.989 24/10:17.5	7/34.469 21/10:13.6		8/26.803 21/10:15.1	6/28.427 21/10:11.5
17.	5/27.210 22/10:04.0	2/24.817 24/10:09.7	9/31.352 20/10:08.9	4/25.130 23/10:03.6	1/23.756 25/10:16.6	3/26.105 24/10:18.0	7/26.508 21/10:10.2		8/31.943 21/10:18.4	6/26.009 21/10:07.7
18.	5/25.652 22/10:01.8	2/23.606 24/10:07.3	9/29.210 20/10:07.5	4/24.513 23/10:01.4	1/28.384 25/10:21.8	3/26.052 24/10:18.4	7/31.702 21/10:13.3		8/29.680 21/10:18.7	6/29.307 21/10:08.1
19.	5/32.751 22/10:08.0	2/25.004 24/10:06.9	9/29.756 20/10:06.8	4/23.880 24/10:24.7	1/23.790 25/10:20.4	3/26.364 24/10:19.2	8/35.364 21/10:20.1		7/29.678 21/10:18.9	6/31.699 21/10:11.1
20.	5/30.826 22/10:11.5	2/24.734 24/10:06.2	9/28.173 20/10:04.7	4/26.056 24/10:24.7	1/23.323 25/10:18.5	3/25.000 24/10:18.2	7/25.522 21/10:15.9		8/29.175 21/10:18.6	6/28.459 21/10:10.5
21.	5/25.854 22/10:09.5	2/24.647 24/10:05.5		4/23.915 24/10:22.3	1/29.735 25/10:24.4	3/25.197 24/10:17.6	7/28.361 21/10:14.9		8/27.705 21/10:16.8	6/28.474 21/10:09.9
22.	5/25.771 22/10:07.6	2/24.669 24/10:04.9		4/25.035 24/10:21.3	1/23.566 25/10:22.8	3/25.951 24/10:17.8				
23.		2/24.624 24/10:04.3		4/25.039 24/10:20.4	1/27.939 24/10:01.1	3/25.787 24/10:17.8				
24.		2/29.827 24/10:09.0		4/24.883 24/10:19.5	1/24.190 24/10:00.2	3/25.222 24/10:17.3				

Pro Buggy (A Main)

Top Qualifier is Collins, Bart 13/5: 19.230 (Rnd 2)

Round 3

10

TRI-TRACK SPRING RUSH Race 9

Ser#42318

Timing and Scoring by www.RCScoringPro.com

Sponsor	Driver Name	Car	Pos	Laps	Race Time	Behind	Fast Lap	Average Top 5	Top 10	Top 15	Q#
	Collins, Bart	2	1	49	20:23.511		23.266	23.454	23.571	23.688	1
	Holness, Paul	5	2	43	20:04.689		25.702	25.963	26.219	26.420	4
	Cotugno, Nick	6	3	42	20:12.259		25.612	25.786	26.080	26.328	3
	Vancuren, Ken	3	4	39	20:00.024		27.519	27.702	27.881	28.177	5
	Mennella, Mchael	1	5	17	7:10.145		24.000	24.050	24.297	24.753	2
	OBryan, Mchael	4	6	0							6

Car# 1	2	3	4	5	6	7	8	9	10
Mennella	Collins	Vancuren	OBryan	Holness	Cotugno				
1. 2/25.780 47/20:11.6	1/24.703 49/20:10.2	4/31.633 38/20:01.9		3/27.755 44/20:21.0	5/32.649 37/20:08.0				
2. 1/24.684 48/20:11.0	2/26.519 47/20:03.6	4/27.604 41/20:14.4		3/28.660 43/20:12.8	5/34.070 36/20:00.9				
3. 1/24.081 49/20:17.6	2/24.751 48/20:15.5	4/29.294 41/20:09.9		3/26.871 44/20:21.5	5/27.983 39/20:31.0				
4. 2/27.463 48/20:24.1	1/23.974 49/20:24.3	4/27.763 42/20:21.0		3/27.482 44/20:18.4	5/26.222 40/20:09.2				
5. 2/25.099 48/20:20.2	1/26.826 48/20:16.9	4/28.055 42/20:12.5		3/26.958 44/20:12.0	5/27.083 41/20:13.6				
6. 2/30.014 46/20:04.5	1/23.593 48/20:02.9	4/31.760 41/20:03.4		3/27.093 44/20:08.6	5/30.669 41/20:20.9				
7. 2/24.038 47/20:16.3	1/25.872 48/20:08.5	4/27.519 42/20:21.7		3/26.301 44/20:01.3	5/25.698 42/20:26.2				
8. 2/24.266 47/20:06.9	1/24.375 48/20:03.6	4/33.266 41/20:14.0		3/27.132 44/20:00.3	5/32.886 41/20:15.9				
9. 2/24.372 47/20:00.0	1/24.996 48/20:03.2	5/32.475 41/20:27.1		3/25.702 45/20:19.7	4/26.419 41/20:01.2				
10. 2/24.000 48/20:18.2	1/23.668 49/20:21.4	5/39.019 39/20:02.7		3/26.511 45/20:17.0	4/28.303 42/20:26.3				
11. 1/24.008 48/20:12.2	2/28.993 48/20:14.2	5/27.929 40/20:22.9		3/27.290 45/20:18.0	4/32.228 41/20:08.4				
12. 2/28.837 47/20:01.0	1/24.279 48/20:10.2	5/28.329 40/20:15.5		3/27.060 45/20:18.0	4/25.612 42/20:24.3				
13. 2/24.124 48/20:21.3	1/24.472 48/20:07.4	5/28.878 40/20:10.8		3/29.612 45/20:26.8	4/27.621 42/20:19.4				
14. 2/24.933 48/20:19.5	1/28.221 48/20:17.9	5/31.904 40/20:15.5		3/27.339 45/20:27.1	4/29.546 42/20:20.9				
15. 2/25.001 48/20:18.2	1/23.778 48/20:12.8	5/41.685 39/20:14.4		3/29.333 44/20:05.8	4/28.083 42/20:18.1				
16. 2/24.461 48/20:15.4	1/24.344 48/20:10.0	5/28.079 39/20:07.0		3/26.720 44/20:04.0	4/29.041 42/20:18.2				
17. 2/24.984 48/20:14.5	1/24.871 48/20:09.1	5/27.925 39/20:00.0		3/28.189 44/20:06.1	4/29.679 42/20:19.9				
18.	1/24.180 48/20:06.4	4/31.892 39/20:02.5		2/40.792 43/20:10.6	3/32.866 42/20:28.8				
19.	1/24.338 48/20:04.4	4/30.762 39/20:02.3		2/31.346 43/20:17.9	3/29.267 42/20:28.8				
20.	1/24.836 48/20:03.8	4/29.376 40/20:30.2		2/28.091 43/20:17.4	3/26.424 42/20:22.9				
21.	1/24.023 48/20:01.3	4/32.426 39/20:02.6		2/25.894 43/20:12.4	3/26.478 42/20:17.6				
22.	1/24.499 48/20:00.2	4/28.308 40/20:28.8		2/28.439 43/20:12.9	3/27.854 42/20:15.4				
23.	1/24.928 48/20:00.0	4/30.386 40/20:28.2		2/27.760 43/20:12.0	3/29.577 42/20:16.6				
24.	1/32.375 48/20:14.8	4/29.778 40/20:26.7		2/27.813 43/20:11.4	3/27.777 42/20:14.5				
25.	1/24.747 48/20:13.7	4/27.711 40/20:22.0		2/26.803 43/20:09.0	3/26.467 42/20:10.4				
26.	1/23.851 48/20:11.0	4/28.897 40/20:19.4		2/26.950 43/20:07.1	3/27.175 42/20:07.7				
27.	1/24.066 48/20:09.0	4/27.915 40/20:15.6		2/26.768 43/20:05.0	3/32.677 42/20:13.8				

