



# South Florida Winter Championships 2.0

Ser#42318

Timing and Scoring by [www.RCScoringPro.com](http://www.RCScoringPro.com)

Sponsor	Driver Name	Car	Pos	Laps	Race Time	Behind	Fast Lap	Average Top 5	Top 10	Top 15	Q#
	Lopez, Jader	7	1	13	5:19.668		23.599	23.849	24.029		1
	Collins, Bart	9	2	12	5:07.568		24.869	25.007	25.309		2
<del>Sponsor</del>	Cooper, Jared	6	3	12	5:26.531	18.963	26.298	26.446	26.790		3
	Mbrales, Fred	3	4	11	5:12.538		26.996	27.228	27.937		4
	Alfaro, Joshua	1	5	11	5:21.392	8.854	27.035	27.238	28.791		5
	Robles, Jose	5	6	11	5:22.126	9.588	28.117	28.733	29.156		6
	Prine, Jordan	2	7	10	5:11.028		27.550	28.778	31.103		7
	Rivera, Rob	4	8	2	1:13.337		28.810				8
	Allen, Tom	8	9	0							9

Car#	1	2	3	4	5	6	7	8	9	10
	Alfaro	Prine	Morales	Rivera	Robles	Cooper	Lopez	Allen	Collins	
1.	6/33.486	7/34.140	4/29.661	8/44.527	3/28.987	5/30.705	1/24.039		2/24.869	
2.	6/28.961	7/29.235	3/27.061	8/28.810	5/29.050	4/26.685	1/24.426		2/28.492	
3.	6/27.468	7/30.062	5/30.122		4/28.525	3/26.298	1/28.720		2/25.990	
4.	6/27.035	7/27.550	4/27.729		5/28.117	3/26.887	1/23.966		2/25.009	
5.	6/27.888	7/30.825	4/27.252		5/29.381	3/27.923	1/24.349		2/25.241	
6.	6/31.657	7/29.114	4/27.447		5/29.668	3/27.291	1/23.599		2/25.779	
7.	6/27.085	7/28.628	4/27.982		5/28.987	3/26.749	1/23.955		2/25.460	
8.	6/30.769	7/35.561	4/26.996		5/30.567	3/26.382	1/23.955		2/25.036	
9.	5/27.079	7/29.363	4/27.732		6/29.099	3/27.170	1/26.142		2/24.881	
10.	6/32.439	7/36.550	4/33.171		5/30.261	3/26.516	1/24.190		2/25.545	
11.	5/27.525		4/27.385		6/29.484	3/26.351	1/23.769		2/25.534	
12.						3/27.574	1/24.043		2/25.732	
13.							1/24.515			

# 2wd Stock

Top Qualifier is Lopez, Jader 13/5: 19.668 (Rnd 1)


Round 1

2

## South Florida Winter Championships 2.0

Ser#42318

Timing and Scoring by [www.RCScorePro.com](http://www.RCScorePro.com)

Sponsor	Driver Name	Car	Pos	Laps	Race Time	Behind	Fast Lap	Average Top 5	Top 10	Top 15	Q#
	Intravia, Chris	4	1	12	5:10.665		24.611	24.893	25.447		3
	Paz, Daniel	2	2	11	5:05.081		26.692	26.990	27.514		5
	Hutton, Jonathan	9	3	10	5:10.572		27.116	29.447	31.057		9
	Lee, Pak	8	4	10	5:16.352	5.780	28.513	29.918	31.635		11
	Prine, Greg	5	5	10	5:18.870	8.298	29.027	29.657	31.887		12
	Kondas, Terry	7	6	10	5:32.152	21.580	29.465	30.840	33.215		13
	Golden, Stuart	3	7	8	5:21.408		37.829	38.956			14
	Rivera, Mke	6	8	8	5:50.640	29.232	37.695	40.928			15
	Torres, Yamig	1	9	0							17

Car#	1	2	3	4	5	6	7	8	9	10
	Torres	Paz	Golden	Intravia	Prine	Rivera	Kondas	Lee	Hutton	
1.		1/27.642	7/37.829	2/28.986	3/31.251	8/43.295	4/31.396	5/33.137	6/33.636	
2.		2/29.939	7/40.980	1/25.335	4/31.301	8/39.592	3/29.465	5/33.450	6/33.166	
3.		2/26.987	7/38.400	1/27.207	6/40.300	8/37.695	3/30.890	5/33.416	4/32.612	
4.		2/27.512	7/43.121	1/24.905	6/33.530	8/47.456	3/30.597	5/34.513	4/32.026	
5.		2/27.588	7/39.078	1/25.460	6/31.606	8/39.344	3/32.879	5/29.942	4/31.899	
6.		2/27.660	7/40.498	1/24.740	6/29.027	8/44.714	3/34.840	5/29.794	4/29.177	
7.		2/26.712	7/38.976	1/24.873	5/29.496	8/46.119	6/36.611	4/30.693	3/31.142	
8.		2/27.047	7/42.526	1/24.611	5/33.849	8/52.425	6/37.966	4/28.513	3/28.735	
9.		2/27.785		1/25.972	5/29.373		6/31.853	4/30.650	3/27.116	
10.		2/29.517		1/25.668	5/29.137		6/35.655	4/32.244	3/31.063	
11.		2/26.692		1/27.100						
12.				1/25.808						

Top Qualifiers	Qual#	Laps	Race Time (Difference)	Round	Race	Pos in Race	Fast Lap
Lopez, Jader	1	13	5:19.668	1	1	1	23.599
Collins, Bart	2	12	5:07.568	1	1	2	24.869
Intravia, Chris	3	12	5:10.665 3.097	1	2	1	24.611
Cooper, Jared	4	12	5:26.531 15.86	1	1	3	26.298
Paz, Daniel	5	11	5:05.081	1	2	2	26.692
Morales, Fred	6	11	5:12.538 7.457	1	1	4	26.996
Alfaro, Joshua	7	11	5:21.392 8.854	1	1	5	27.035
Robles, Jose	8	11	5:22.126 0.734	1	1	6	28.117
Hutton, Jonathan	9	10	5:10.572	1	2	3	27.116
Prine, Jordan	10	10	5:11.028 0.456	1	1	7	27.550

# South Florida Winter Championships 2.0

Ser#42318

Timing and Scoring by [www.RCScorePro.com](http://www.RCScorePro.com)

Sponsor	Driver Name	Car	Pos	Laps	Race Time	Behind	Fast Lap	Average Top 5	Top 10	Top 15	Q#
	Lopez, Jader	4	1	13	5:17.181		23.588	23.811	24.075		1
	Applegate, Mke	1	2	12	5:08.710		24.567	24.980	25.304		2
	Berdelsen, John	6	3	12	5:16.874	8.164	24.561	25.058	25.616		3
	Allen, Tom	8	4	12	5:23.332	14.622	25.807	26.017	26.471		4
	Delfino, Scott	5	5	11	5:09.674		25.655	26.141	27.700		5
	Mbrales, Fred	2	6	11	5:22.671	12.997	26.394	27.505	28.645		6
	Holness, Paul	7	7	10	5:25.022		28.659	29.988	32.502		7
	Chavez, Daniel	3	8	8	5:16.078		25.360	26.202			8
	Chavez, Daniel	9	9	0							

Car#	1	2	3	4	5	6	7	8	9	10
	Applegate	Morales	Chavez	Lopez	Delfino	Berdelsen	Holness	Allen	Chavez	
1.	3/26.145	5/29.761	8/128.227	1/24.503	7/31.160	2/25.829	6/30.244	4/26.242		
2.	2/25.123	6/27.940	8/26.215	1/24.121	5/26.217	3/26.146	7/28.659	4/27.059		
3.	2/25.065	6/27.359	8/28.915	1/23.907	5/26.236	3/24.916	7/34.621	4/25.964		
4.	2/25.115	5/26.394	8/25.952	1/23.588	6/28.912	3/24.624	7/31.927	4/29.359		
5.	2/25.281	6/31.776	8/26.839	1/24.450	5/27.703	3/25.727	7/29.623	4/26.139		
6.	2/25.030	6/29.723	8/27.927	1/24.652	5/26.608	3/27.309	7/33.062	4/26.594		
7.	2/24.567	6/36.224	8/26.643	1/26.994	5/32.676	3/25.463	7/34.893	4/29.261		
8.	2/27.679	6/28.004	8/25.360	1/23.730	5/27.303	3/24.561	7/32.746	4/25.807		
9.	2/25.156	6/27.826		1/23.708	5/25.990	3/26.496	7/39.759	4/26.232		
10.	2/25.347	6/28.357		1/24.152	5/31.214	3/25.828	7/29.488	4/27.319		
11.	2/26.207	6/29.307		1/24.375	5/25.655	3/33.405		4/27.413		
12.	2/27.995			1/24.782		3/26.570		4/25.943		
13.				1/24.219						

Top Qualifiers	Qual#	Laps	Race Time (Difference)		Round	Race	Pos in Race	Fast Lap
Lopez, Jader	1	13	5:17.181		1	3	1	23.588
Applegate, Mike	2	12	5:08.710		1	3	2	24.567
Berdelsen, John	3	12	5:16.874	8.164	1	3	3	24.561
Allen, Tom	4	12	5:23.332	6.458	1	3	4	25.807
Delfino, Scott	5	11	5:09.674		1	3	5	25.655
Morales, Fred	6	11	5:22.671	12.99	1	3	6	26.394
Holness, Paul	7	10	5:25.022		1	3	7	28.659
Chavez, Daniel	8	8	5:16.078		1	3	8	25.360



# South Florida Winter Championships 2.0

Ser#42318

Timing and Scoring by [www.RCScoringPro.com](http://www.RCScoringPro.com)

Sponsor	Driver Name	Car	Pos	Laps	Race Time	Behind	Fast Lap	Average Top 5	Top 10	Top 15	Q#
	Intravia, Chris	3	1	13	5:04.971		23.163	23.256	23.353		1
	Cancilla, Vinny	8	2	13	5:19.843	14.872	22.937	23.295	23.800		2
	Butera, Gavin "The Hammer"	1	3	13	5:20.625	15.654	23.792	24.071	24.376		3
	Espinosa, Jack	6	4	12	5:12.114		24.498	24.827	25.634		4
	Lazar, Janos "Lazi"	5	5	12	5:12.984	0.870	24.011	24.566	25.599		5
	Mennella, Mchael	2	6	12	5:13.052	0.938	24.683	24.983	25.613		6
	Allen, Tom	9	7	12	5:13.865	1.751	23.613	24.187	25.556		7
	Vasan, Sebastian	7	8	12	5:16.102	3.988	24.342	24.943	25.512		8
	Hutton, Jonathan	4	9	12	5:24.646	12.532	24.958	25.728	26.354		9
	Paz, Daniel	10	10	9	5:01.015		23.925	25.710			10

Car#	1	2	3	4	5	6	7	8	9	10
	Butera	Mennella	Intravia	Hutton	Lazar	Espinosa	Vasan	Cancilla	Allen	Paz
1.	5/24.986	4/24.894	1/23.734	7/27.293	3/24.682	2/24.498	6/25.459	9/29.315	8/27.940	10/45.702
2.	4/24.772	5/25.292	1/23.962	9/27.962	2/24.318	3/24.713	6/25.337	8/24.387	7/25.502	10/23.925
3.	2/24.437	5/25.752	1/23.458	8/25.942	6/27.920	3/26.619	4/25.050	7/23.438	9/28.561	10/38.240
4.	2/24.570	6/29.013	1/23.492	7/25.436	5/26.465	3/25.151	9/31.979	4/24.425	8/24.788	10/25.775
5.	3/25.758	6/25.515	1/23.746	8/24.958	5/27.019	4/26.001	9/27.997	2/22.937	7/24.097	10/25.368
6.	3/24.193	6/24.716	1/23.428	9/31.787	7/26.113	5/28.069	8/25.542	2/23.949	4/24.101	10/26.602
7.	2/24.089	6/25.475	1/23.428	9/26.823	7/28.616	5/25.301	8/24.525	3/25.375	4/23.613	10/26.879
8.	2/24.003	6/27.913	1/23.443	9/26.385	7/24.011	4/24.905	8/25.503	3/23.419	5/26.914	10/42.159
9.	2/23.792	6/25.328	1/23.227	9/29.322	8/28.380	5/27.049	7/24.342	3/23.538	4/24.335	10/46.365
10.	3/26.118	7/27.557	1/23.163	9/26.432	8/25.643	4/27.237	6/25.541	2/24.065	5/29.749	
11.	3/24.933	7/26.914	1/23.207	9/26.265	6/24.929	4/24.866	8/29.002	2/24.695	5/27.809	
12.	2/24.279	6/24.683	1/23.402	9/26.041	5/24.888	4/27.705	8/25.825	3/27.156	7/26.456	
13.	3/24.695		1/23.281					2/23.144		

Top Qualifiers	Qual#	Laps	Race Time (Difference)		Round	Race	Pos in Race	Fast Lap
Intravia, Chris	1	13	5:04.971		1	4	1	23.163
Cancilla, Vinny	2	13	5:19.843	14.87	1	4	2	22.937
Butera, Gavin "The Hammer"	3	13	5:20.625	0.782	1	4	3	23.792
Espinosa, Jack	4	12	5:12.114		1	4	4	24.498
Lazar, Janos "Lazi"	5	12	5:12.984	0.870	1	4	5	24.011
Mennella, Michael	6	12	5:13.052	0.068	1	4	6	24.683
Allen, Tom	7	12	5:13.865	0.813	1	4	7	23.613
Vasan, Sebastian	8	12	5:16.102	2.237	1	4	8	24.342
Hutton, Jonathan	9	12	5:24.646	8.544	1	4	9	24.958
Paz, Daniel	10	9	5:01.015		1	4	10	23.925

# 13.5 4WD Buggy


Round 1

5

## South Florida Winter Championships 2.0

Ser#42318

Timing and Scoring by [www.RCScoringPro.com](http://www.RCScoringPro.com)

Sponsor	Driver Name	Car	Pos	Laps	Race Time	Behind	Fast Lap	Average Top 5	Top 10	Top 15	Q#
	Chavez, Daniel	2	1	12	5:06.363		23.437	24.167	25.071		1
	Cooper, Jared	4	2	12	5:16.237	9.874	24.516	24.835	25.709		2
	Prine, Jordan	9	3	12	5:21.001	14.638	24.670	24.972	25.661		3
	Prine, Greg	6	4	11	5:20.839		26.388	27.185	28.001		4
	Lee, Pak	3	5	10	4:28.261		25.577	25.993	26.826		5
	Rivera, Rob	1	6	10	5:03.265	35.004	25.959	27.951	30.327		6
	Robles, Jose	7	7	10	5:26.178	57.917	28.491	29.911	32.618		7
	Rivera, Mke	5	8	8	5:19.090		32.022	37.087			8
	Allen, Tom	8	9	0							9

Car#	1	2	3	4	5	6	7	8	9	10
	Rivera	Chavez	Lee	Cooper	Rivera	Prine	Robles	Allen	Prine	
1.	4/29.063	1/24.324	5/29.250	2/25.112	8/46.742	6/30.480	7/38.922		3/27.815	
2.	6/30.089	2/26.671	4/27.246	1/25.063	8/40.868	5/27.843	7/32.396		3/25.619	
3.	5/25.959	1/26.132	4/27.428	3/28.438	8/46.046	6/27.382	7/32.881		2/24.670	
4.	5/28.041	1/24.351	4/26.456	3/24.826	8/38.199	6/27.600	7/32.441		2/25.005	
5.	5/29.679	1/26.004	4/26.626	3/27.307	8/39.153	6/30.495	7/31.778		2/25.813	
6.	6/32.404	1/24.772	4/25.694	3/26.953	8/36.438	5/27.160	7/29.215		2/24.721	
7.	5/27.616	1/25.110	4/27.747	2/29.614	8/39.622	6/40.826	7/30.168		3/36.573	
8.	5/30.054	1/23.953	3/25.577	4/29.535	8/32.022	6/27.597	7/39.985		2/25.703	
9.	6/41.285	1/28.064	2/25.775	3/24.981		5/27.669	7/28.491		4/26.903	
10.	6/29.075	1/25.955	3/26.462	2/25.102		5/27.399	7/29.901		4/26.009	
11.		1/23.437		2/24.790		4/26.388			3/24.846	
12.		1/27.590		2/24.516					3/27.324	

Top Qualifiers	Qual#	Laps	Race Time (Difference)	Round	Race	Pos in Race	Fast Lap
Chavez, Daniel	1	12	5:06.363	1	5	1	23.437
Cooper, Jared	2	12	5:16.237 9.874	1	5	2	24.516
Prine, Jordan	3	12	5:21.001 4.764	1	5	3	24.670
Prine, Greg	4	11	5:20.839	1	5	4	26.388
Lee, Pak	5	10	4:28.261	1	5	5	25.577
Rivera, Rob	6	10	5:03.265 35.00	1	5	6	25.959
Robles, Jose	7	10	5:26.178 22.91	1	5	7	28.491
Rivera, Mike	8	8	5:19.090	1	5	8	32.022
Allen, Tom	9	0		1	5	9	



# South Florida Winter Championships 2.0

Ser#42318

Timing and Scoring by [www.RCScoringPro.com](http://www.RCScoringPro.com)

Sponsor	Driver Name	Car	Pos	Laps	Race Time	Behind	Fast Lap	Average Top 5	Top 10	Top 15	Q#
	Lopez, Jader	3	1	13	5:21.460		24.009	24.204	24.401		1
	Applegate, Mke	6	2	12	5:16.295		24.783	25.079	25.657		2
	Collins, Bart	7	3	12	5:25.149	8.854	24.588	25.179	25.917		3
	Delfino, Scott	5	4	11	5:25.983		27.242	27.591	29.057		4
	Butera, Gavin "The Hammer"	1	5	10	5:02.102		26.694	27.507	30.210		5
	Cooper, Jared	4	6	10	5:03.124	1.022	27.063	27.834	30.312		6
	Smith, Drew	2	7	4	4:19.157		27.861				7

Car#	1	2	3	4	5	6	7	8	9	10
	Butera	Smith	Lopez	Cooper	Delfino	Applegate	Collins			
1.	6/33.326	4/31.999	1/24.781	5/32.072	3/28.520	2/25.175	7/37.077			
2.	6/29.182	4/27.861	1/26.105	5/28.986	3/28.681	2/27.007	7/27.093			
3.	6/30.932	7/143.664	2/26.477	3/27.619	5/35.415	1/24.846	4/25.494			
4.	5/27.132	7/55.633	1/24.363	4/28.156	6/29.629	2/30.314	3/26.461			
5.	4/27.600		1/24.867	6/34.090	5/27.336	2/26.545	3/28.754			
6.	5/29.396		1/24.808	6/27.063	4/27.242	2/25.399	3/28.904			
7.	4/26.694		1/24.333	5/33.196	6/34.637	2/25.795	3/25.318			
8.	4/33.431		1/24.660	5/27.346	6/31.145	2/25.191	3/25.381			
9.	6/37.482		1/24.377	4/30.187	5/27.722	2/24.783	3/25.434			
10.	5/26.927		1/24.283	6/34.409	4/27.670	2/29.412	3/25.174			
11.			1/24.252		4/27.986	2/25.777	3/24.588			
12.			1/24.145			2/26.051	3/25.471			
13.			1/24.009							

Top Qualifiers	Qual#	Laps	Race Time (Difference)	Round	Race	Pos in Race	Fast Lap
Lopez, Jader	1	13	5:21.460	1	6	1	24.009
Applegate, Mike	2	12	5:16.295	1	6	2	24.783
Collins, Bart	3	12	5:25.149 8.854	1	6	3	24.588
Delfino, Scott	4	11	5:25.983	1	6	4	27.242
Butera, Gavin "The Hammer"	5	10	5:02.102	1	6	5	26.694
Cooper, Jared	6	10	5:03.124 1.022	1	6	6	27.063
Smith, Drew	7	4	4:19.157	1	6	7	27.861



# South Florida Winter Championships 2.0

Ser#42318

Timing and Scoring by [www.RCScoringPro.com](http://www.RCScoringPro.com)

Sponsor	Driver Name	Car	Pos	Laps	Race Time	Behind	Fast Lap	Average Top 5	Top 10	Top 15	Q#
	Paz, Daniel	2	1	13	5:21.716		24.029	24.232	24.503		1
	Vasan, Sebastian	4	2	12	5:02.792		24.197	24.667	24.965		2
	Lazar, Janos "Lazi"	3	3	12	5:12.152	9.360	24.330	24.547	25.552		3
	Espinosa, Jack	9	4	12	5:14.348	11.556	24.996	25.140	25.692		4
	Alfaro, Joshua	7	5	12	5:15.364	12.572	24.306	24.621	24.854		5
	Hutton, Jonathan	8	6	11	5:30.394		25.987	26.509	28.100		6
	Honcho, Mke	5	7	10	5:05.617		27.639	28.472	30.562		7
	Jones, Scott	6	8	10	5:13.258	7.641	27.268	29.239	31.326		8
	Torres, Yamig	1	9	0							9
	Kretschmar, Loren	10	10	0							10
	Mntiel, Christian	11	11	0							11

Car# 1	2	3	4	5	6	7	8	9	10
Torres	Paz	Lazar	Vasan	Honcho	Jones	Alfaro	Hutton	Espinosa	Kretschmar
1.	1/24.091	3/24.927	2/24.902	6/28.814	7/29.206	4/25.674	8/31.134	5/27.274	
2.	1/24.479	2/24.330	3/25.181	6/29.030	8/31.801	4/24.758	7/27.693	5/26.146	
3.	1/24.931	2/24.366	4/25.657	7/29.228	8/31.947	3/24.533	6/26.238	5/25.543	
4.	1/24.693	2/24.591	4/25.313	7/32.221	8/34.601	3/24.795	6/31.613	5/28.605	
5.	1/24.029	3/26.889	4/24.892	7/33.962	8/31.636	2/25.245	6/25.987	5/26.283	
6.	1/24.319	4/25.808	3/24.850	7/33.964	8/29.851	2/25.671	6/27.174	5/25.201	
7.	1/25.864	4/28.453	3/27.490	7/27.639	8/37.080	2/24.875	6/26.431	5/25.304	
8.	1/24.609	4/27.780	3/25.324	7/27.649	8/30.503	2/24.849	6/27.873	5/24.996	
9.	1/24.241	4/26.809	3/25.427	7/32.368	8/27.268	2/24.800	6/26.714	5/28.818	
10.	1/24.956	4/24.521	3/24.492	7/30.742	8/29.365	2/24.306	6/30.144	5/25.978	
11.	1/25.150	4/28.182	3/24.197			2/24.713	6/49.393	5/25.021	
12.	1/25.674	3/25.496	2/25.067			5/41.145		4/25.179	
13.	1/24.680								

Top Qualifiers	Qual#	Laps	Race Time (Difference)	Round	Race	Pos in Race	Fast Lap
Paz, Daniel	1	13	5:21.716	1	7	1	24.029
Vasan, Sebastian	2	12	5:02.792	1	7	2	24.197
Lazar, Janos "Lazi"	3	12	5:12.152 9.360	1	7	3	24.330
Espinosa, Jack	4	12	5:14.348 2.196	1	7	4	24.996
Alfaro, Joshua	5	12	5:15.364 1.016	1	7	5	24.306
Hutton, Jonathan	6	11	5:30.394	1	7	6	25.987
Honcho, Mike	7	10	5:05.617	1	7	7	27.639
Jones, Scott	8	10	5:13.258 7.641	1	7	8	27.268
Torres, Yamig	9	0		1	7	9	
Kretschmar, Loren	9	0	0.000	1	7	10	



# South Florida Winter Championships 2.0

Ser#42318

Timing and Scoring by [www.RCScoringPro.com](http://www.RCScoringPro.com)

Sponsor	Driver Name	Car	Pos	Laps	Race Time	Behind	Fast Lap	Average Top 5	Top 10	Top 15	Q#
	Intravia, Chris	3	1	13	5:06.248		22.576	22.849	23.028		1
	Cancilla, Vinny	2	2	13	5:10.471	4.223	23.046	23.256	23.535		2
	Kirkpatrick, Matt	6	3	13	5:22.770	16.522	23.826	24.131	24.405		3
	Butera, Gavin "The Hammer"	7	4	12	5:19.642		24.262	24.939	25.740		4
	Holness, Paul	5	5	12	5:26.434	6.792	25.877	26.004	26.711		5
	Kane, Jason	8	6	11	5:12.209		23.920	24.445	25.735		6
	Hancock, John	1	7	5	2:41.679		28.159	32.336			7
	Smith, Drew	4	8	4	3:17.456		27.247				8

Car# 1	2	3	4	5	6	7	8	9	10
Hancock	Cancilla	Intravia	Smith	Holness	Kirkpatrick	Butera	Kane		
1. 7/28.159	2/23.620	1/23.394	8/84.119	4/26.525	3/24.619	5/26.999	6/27.013		
2. 7/36.506	2/23.577	1/22.973	8/42.907	5/25.916	3/24.917	6/26.613	4/24.807		
3. 7/31.765	1/23.752	2/24.893	8/27.247	5/25.877	3/25.255	6/25.543	4/24.535		
4. 7/30.484	2/23.993	1/23.049	8/43.183	6/26.535	3/25.378	5/25.243	4/25.079		
5. 7/34.765	2/23.152	1/23.136		6/29.058	3/24.625	5/26.037	4/26.332		
6.	2/23.046	1/22.576		6/30.267	3/24.431	5/24.262	4/24.328		
7.	2/25.343	1/23.571		6/28.764	3/23.826	4/25.079	5/29.159		
8.	2/25.242	1/27.499		6/26.476	3/24.800	4/24.570	5/24.633		
9.	2/23.219	1/23.325		5/26.225	3/24.267	4/29.531	6/54.855		
10.	2/24.538	1/22.982		5/26.099	3/28.091	4/32.709	6/23.920		
11.	2/24.125	1/23.135		5/25.904	3/24.133	4/26.453	6/27.548		
12.	2/23.341	1/23.017		5/28.788	3/24.206	4/26.603			
13.	2/23.523	1/22.698			3/24.222				

Top Qualifiers	Qual#	Laps	Race Time (Difference)	Round	Race	Pos in Race	Fast Lap
Intravia, Chris	1	13	5:06.248	1	8	1	22.576
Cancilla, Vinny	2	13	5:10.471 4.223	1	8	2	23.046
Kirkpatrick, Matt	3	13	5:22.770 12.29	1	8	3	23.826
Butera, Gavin "The Hammer"	4	12	5:19.642	1	8	4	24.262
Holness, Paul	5	12	5:26.434 6.792	1	8	5	25.877
Kane, Jason	6	11	5:12.209	1	8	6	23.920
Hancock, John	7	5	2:41.679	1	8	7	28.159
Smith, Drew	8	4	3:17.456	1	8	8	27.247



# E-buggy

Top Qualifier is Intravia, Chris 13/5: 06.248 (Rnd 1)


Round 1



## South Florida Winter Championships 2.0

Ser#42318

Timing and Scoring by [www.RCScorePro.com](http://www.RCScorePro.com)

Sponsor	Driver Name	Car	Pos	Laps	Race Time	Behind	Fast Lap	Average Top 5	Top 10	Top 15	Q#
	Lazar, Janos "Lazi"	5	1	13	5:20.748		23.509	23.658	24.057		3
	Mennella, Mchael	9	2	13	5:23.366	2.618	23.118	23.663	24.018		5
	Alfaro, Joshua	8	3	12	5:02.435		23.799	24.148	24.703		6
	Montiel, Christian	1	4	12	5:23.943	21.508	24.574	25.334	26.076		8
	Betancur, Juan	6	5	11	5:22.058		26.671	26.906	28.784		11
	Honcho, Mke	3	6	10	5:00.627		26.309	27.451	30.063		12
	Vasan, Sebastian	7	7	7	4:04.235		26.850	28.418			13
	Kretzschmar, Loren	4	8	0							16

Car#	1	2	3	4	5	6	7	8	9	10
	Montiel		Honcho	Kretzschmar	Lazar	Betancur	Vasan	Alfaro	Mennella	
1.	6/31.381		7/31.777		3/25.393	5/28.509	4/27.511	2/25.272	1/24.688	
2.	5/26.311		7/28.758		2/23.509	6/29.604	4/29.075	3/24.273	1/23.972	
3.	4/24.975		6/26.324		2/23.910	5/27.334	7/32.056	3/24.453	1/23.118	
4.	4/26.824		6/28.775		2/23.667	7/30.825	5/26.850	3/27.948	1/23.653	
5.	4/31.800		5/26.309		1/24.131	6/26.777	7/70.091	3/24.025	2/29.818	
6.	4/26.023		6/33.626		1/24.193	5/27.052	7/29.294	2/25.253	3/28.280	
7.	4/24.574		6/36.550		1/29.224	5/32.104	7/29.358	2/24.701	3/24.321	
8.	4/25.403		6/27.091		1/25.273	5/32.268		3/27.460	2/24.741	
9.	4/25.968		6/31.435		1/24.437	5/26.695		3/25.482	2/25.088	
10.	4/25.750		6/29.982		1/23.532	5/34.219		3/24.191	2/24.047	
11.	4/28.725				1/23.674	5/26.671		3/23.799	2/23.905	
12.	4/26.209				1/24.239			3/25.578	2/24.068	
13.					1/25.566				2/23.667	

Top Qualifiers	Qual#	Laps	Race Time (Difference)	Round	Race	Pos in Race	Fast Lap
Intravia, Chris	1	13	5:06.248	1	8	1	22.576
Cancilla, Vinny	2	13	5:10.471 4.223	1	8	2	23.046
Lazar, Janos "Lazi"	3	13	5:20.748 10.27	1	9	1	23.509
Kirkpatrick, Matt	4	13	5:22.770 2.022	1	8	3	23.826
Mennella, Michael	5	13	5:23.366 0.596	1	9	2	23.118
Alfaro, Joshua	6	12	5:02.435	1	9	3	23.799
Butera, Gavin "The Hammer"	7	12	5:19.642 17.20	1	8	4	24.262
Montiel, Christian	8	12	5:23.943 4.301	1	9	4	24.574
Holness, Paul	9	12	5:26.434 2.491	1	8	5	25.877
Kane, Jason	10	11	5:12.209	1	8	6	23.920

# Sportsman Nitro Buggy

Round 1

**10**

## South Florida Winter Championships 2.0

Ser#42318

Timing and Scoring by [www.RCScoringPro.com](http://www.RCScoringPro.com)

Sponsor	Driver Name	Car	Pos	Laps	Race Time	Behind	Fast Lap	Average Top 5	Top 10	Top 15	Q#
	Kirkpatrick, Matt	2	1	12	5:05.029		23.529	23.869	24.593		1
	Delfino, Scott	1	2	12	5:20.667	15.638	24.113	24.538	25.670		2
	Prine, Jordan	3	3	12	5:29.850	24.821	25.127	25.556	26.760		3
	Prine, Greg	4	4	11	5:13.032		26.556	27.170	27.744		4
	Holness, Paul	6	5	11	5:18.090	5.058	25.368	26.061	27.901		5
	Montiel, Christian	5	6	7	3:15.544		25.161	27.133			6

Car#	1	2	3	4	5	6	7	8	9	10
	Delfino	Kirkpatrick	Prine	Prine	Montiel	Holness				
1.	1/24.788	2/25.200	6/29.605	4/27.784	5/28.735	3/25.887				
2.	1/24.113	2/23.712	5/25.644	4/26.660	6/28.647	3/25.370				
3.	5/33.720	1/24.760	3/25.792	4/28.100	6/26.031	2/25.368				
4.	4/24.553	1/24.847	3/25.818	6/26.556	5/25.161	2/30.207				
5.	3/25.121	1/23.881	2/25.399	6/35.589	5/29.219	4/30.155				
6.	2/24.604	1/27.257	3/25.127	5/28.660	4/27.089	6/39.077				
7.	2/24.634	1/30.353	3/27.068	5/28.658	4/30.662	6/31.665				
8.	2/25.844	1/24.193	3/30.297	4/27.505		5/25.663				
9.	2/25.327	1/24.030	3/28.523	4/28.234		5/28.352				
10.	2/29.203	1/24.526	3/26.198	4/27.347		5/28.330				
11.	2/30.247	1/23.529	3/28.424	4/27.939		5/28.016				
12.	2/28.513	1/28.741	3/31.955							

Top Qualifiers	Qual#	Laps	Race Time (Difference)	Round	Race	Pos in Race	Fast Lap
Kirkpatrick, Matt	1	12	5:05.029	1	10	1	23.529
Delfino, Scott	2	12	5:20.667 15.63	1	10	2	24.113
Prine, Jordan	3	12	5:29.850 9.183	1	10	3	25.127
Prine, Greg	4	11	5:13.032	1	10	4	26.556
Holness, Paul	5	11	5:18.090 5.058	1	10	5	25.368
Montiel, Christian	6	7	3:15.544	1	10	6	25.161

## South Florida Winter Championships 2.0

Ser#42318

Timing and Scoring by [www.RCScorePro.com](http://www.RCScorePro.com)

Sponsor	Driver Name	Car	Pos	Laps	Race Time	Behind	Fast Lap	Average Top 5	Top 10	Top 15	Q#
	Villalobos, Mguel	6	1	13	5:05.953		22.501	22.675	23.055		1
	Cancilla, Vinny	9	2	13	5:10.233	4.280	22.501	23.077	23.407		2
	Perez, Luis	2	3	13	5:12.966	7.013	23.109	23.324	23.540		3
	Mennella, Mchael	8	4	12	5:00.672		23.276	23.732	24.133		4
	Berdelsen, John	5	5	11	4:26.374		22.525	22.963	23.635		5
	Collins, Bart	4	6	7	2:51.788		23.151	23.926			6
	Kane, Jason	7	7	2	0:48.315		24.006				7
	Vasan, Sebastian	1	8	0							8

Car# 1	2	3	4	5	6	7	8	9	10
Vasan	Perez		Collins	Berdelsen	Villalobos	Kane	Mennella	Cancilla	
1.	7/24.415		1/23.350	4/23.559	3/23.444	6/24.309	5/24.190	2/23.378	
2.	4/23.263		3/24.139	7/26.185	1/22.501	6/24.006	5/23.764	2/23.275	
3.	3/23.698		2/23.525	5/23.001	4/26.066		6/30.506	1/23.580	
4.	5/26.633		2/23.151	4/22.791	3/23.460		6/23.849	1/23.745	
5.	5/23.506		3/25.463	2/23.095	4/24.704		6/24.260	1/23.164	
6.	4/23.501		5/25.584	1/23.405	2/22.895		6/24.965	3/26.293	
7.	4/23.633		5/26.576	2/24.061	1/22.819		6/23.276	3/23.681	
8.	4/23.258			1/23.517	2/24.637		5/24.265	3/23.751	
9.	4/23.109			2/24.214	1/22.531		5/28.835	3/23.927	
10.	3/26.008			4/30.021	1/24.236		5/24.979	2/25.047	
11.	3/23.487			4/22.525	1/22.669		5/23.579	2/23.065	
12.	3/23.526				1/23.134		4/24.204	2/22.501	
13.	3/24.929				1/22.857			2/24.826	

Top Qualifiers	Qual#	Laps	Race Time (Difference)	Round	Race	Pos in Race	Fast Lap
Villalobos, Miguel	1	13	5:05.953	1	11	1	22.501
Cancilla, Vinny	2	13	5:10.233 4.280	1	11	2	22.501
Perez, Luis	3	13	5:12.966 2.733	1	11	3	23.109
Mennella, Michael	4	12	5:00.672	1	11	4	23.276
Berdelsen, John	5	11	4:26.374	1	11	5	22.525
Collins, Bart	6	7	2:51.788	1	11	6	23.151
Kane, Jason	7	2	48.315	1	11	7	24.006
Vasan, Sebastian	8	0		1	11	8	

# 2wd Stock

Top Qualifier is Lopez, Jader 13/5: 19.668 (Rnd 1)

Round 2

1

## South Florida Winter Championships 2.0

Ser#42318

Timing and Scoring by [www.RCScorePro.com](http://www.RCScorePro.com)

Sponsor	Driver Name	Car	Pos	Laps	Race Time	Behind	Fast Lap	Average Top 5	Top 10	Top 15	Q#
	Lopez, Jader	7	1	13	5:06.377		22.815	22.972	23.202		1
	Cooper, Jared	6	2	12	5:05.957		24.521	24.754	25.001		2
	Collins, Bart	9	3	12	5:08.678	2.721	23.069	23.581	24.564		3
	Alfaro, Joshua	1	4	12	5:09.173	3.216	24.720	25.116	25.511		4
	Allen, Tom	8	5	12	5:12.575	6.618	24.183	24.582	25.506		6
	Morales, Fred	3	6	11	5:03.277		26.591	26.634	27.374		7
	Robles, Jose	5	7	11	5:12.091	8.814	26.398	27.043	28.162		9
	Prine, Jordan	2	8	11	5:25.903	22.626	24.991	25.951	28.378		10
	Rivera, Rob	4	9	1	0:30.610		30.610				17

Car#	1	2	3	4	5	6	7	8	9	10
	Alfaro	Prine	Morales	Rivera	Robles	Cooper	Lopez	Allen	Collins	
1.	4/26.045	6/26.621	7/28.191	9/30.610	8/29.528	5/26.103	2/24.119	3/24.586	1/23.500	
2.	4/25.795	8/42.123	6/29.541		7/29.384	3/24.696	1/24.221	2/24.949	5/31.229	
3.	4/26.626	8/25.212	6/26.675		7/27.299	3/25.917	1/26.013	2/26.378	5/24.466	
4.	4/24.720	8/30.389	6/26.591		7/26.741	2/25.012	1/23.255	5/27.775	3/23.763	
5.	4/25.311	8/29.554	6/27.260		7/26.760	5/29.848	1/23.112	3/24.577	2/23.669	
6.	2/27.437	8/24.991	6/27.283		7/29.366	3/24.932	1/22.999	4/28.501	5/31.812	
7.	4/26.134	8/28.847	6/26.667		7/26.398	2/24.521	1/23.374	3/24.613	5/23.969	
8.	3/25.109	8/35.639	6/26.599		7/29.104	2/24.831	1/23.349	4/26.177	5/27.450	
9.	3/25.322	8/29.597	6/26.639		7/29.021	2/24.867	1/22.991	4/26.669	5/27.305	
10.	4/25.997	8/26.884	6/29.336		7/30.474	2/24.856	1/23.693	3/24.183	5/23.902	
11.	4/25.116	8/26.046	6/28.495		7/28.016	2/25.397	1/22.815	3/25.151	5/24.544	
12.	4/25.561					2/24.977	1/22.941	5/29.016	3/23.069	
13.							1/23.495			

Top Qualifiers	Qual#	Laps	Race Time (Difference)	Round	Race	Pos in Race	Fast Lap
Lopez, Jader	1	13	5:06.377	2	1	1	22.815
Cooper, Jared	2	12	5:05.957	2	1	2	24.521
Collins, Bart	3	12	5:07.568 1.611	1	1	2	24.869
Alfaro, Joshua	4	12	5:09.173 1.605	2	1	4	24.720
Intravia, Chris	5	12	5:10.665 1.492	1	2	1	24.611
Allen, Tom	6	12	5:12.575 1.910	2	1	5	24.183
Morales, Fred	7	11	5:03.277	2	1	6	26.591
Paz, Daniel	8	11	5:05.081 1.804	1	2	2	26.692
Robles, Jose	9	11	5:12.091 7.010	2	1	7	26.398
Prine, Jordan	10	11	5:25.903 13.81	2	1	8	24.991

# 2wd Stock

Top Qualifier is Lopez, Jader 13/5: 06.377 (Rnd 2)

Round 2

2

## South Florida Winter Championships 2.0

Ser#42318

Timing and Scoring by [www.RCScorePro.com](http://www.RCScorePro.com)

Sponsor	Driver Name	Car	Pos	Laps	Race Time	Behind	Fast Lap	Average Top 5	Top 10	Top 15	Q#
	Intravia, Chris	4	1	13	5:20.550		23.493	23.726	24.022		2
	Paz, Daniel	2	2	12	5:14.848		23.765	24.281	25.271		7
	Hutton, Jonathan	9	3	11	5:03.235		25.872	26.131	27.167		8
	Prine, Greg	5	4	10	5:04.495		26.969	28.484	30.450		12
	Kondas, Terry	7	5	10	5:20.330	15.835	27.257	29.029	32.033		14
	Lee, Pak	8	6	9	5:03.910		27.682	29.839			13
	Golden, Stuart	3	7	9	5:22.299	18.389	32.800	34.176			15
	Rivera, Mke	6	8	8	5:38.421		37.209	40.050			16
	Torres, Yamig	1	9	0							

Car#	1	2	3	4	5	6	7	8	9	10
	Torres	Paz	Golden	Intravia	Prine	Rivera	Kondas	Lee	Hutton	
1.		2/24.639	5/32.800	1/24.409	3/28.476	8/39.248	6/33.753	7/37.201	4/28.634	
2.		2/24.439	7/35.752	1/23.493	4/29.123	8/41.945	5/29.218	6/27.682	3/26.600	
3.		2/23.765	6/34.989	1/24.156	4/28.611	8/37.209	5/30.350	7/47.850	3/25.872	
4.		2/25.000	6/34.703	1/23.573	4/30.524	8/41.487	5/32.367	7/36.837	3/27.357	
5.		2/25.667	6/36.280	1/24.203	5/36.807	8/46.889	4/27.257	7/29.892	3/26.124	
6.		2/24.189	7/35.242	1/23.753	4/26.969	8/48.992	5/29.658	6/29.458	3/25.893	
7.		2/27.904	7/43.775	1/24.118	4/29.850	8/40.363	5/28.661	6/32.825	3/26.168	
8.		2/24.374	7/33.148	1/28.578	4/29.242	8/42.288	5/40.521	6/30.112	3/31.565	
9.		2/34.235	7/35.610	1/24.394	4/31.043		5/35.609	6/32.053	3/30.574	
10.		2/26.162		1/25.122	4/33.850		5/32.936		3/27.321	
11.		2/27.556		1/23.691					3/27.127	
12.		2/26.918		1/24.426						
13.				1/26.634						

Top Qualifiers	Qual#	Laps	Race Time (Difference)	Round	Race	Pos in Race	Fast Lap
Lopez, Jader	1	13	5:06.377	2	1	1	22.815
Intravia, Chris	2	13	5:20.550 14.17	2	2	1	23.493
Cooper, Jared	3	12	5:05.957	2	1	2	24.521
Collins, Bart	4	12	5:07.568 1.611	1	1	2	24.869
Alfaro, Joshua	5	12	5:09.173 1.605	2	1	4	24.720
Allen, Tom	6	12	5:12.575 3.402	2	1	5	24.183
Paz, Daniel	7	12	5:14.848 2.273	2	2	2	23.765
Hutton, Jonathan	8	11	5:03.235	2	2	3	25.872
Morales, Fred	9	11	5:03.277 0.042	2	1	6	26.591
Robles, Jose	10	11	5:12.091 8.814	2	1	7	26.398

Top Qualifier is Lopez, Jader 13/5: 17.181 (Rnd 1)



# South Florida Winter Championships 2.0

Ser#42318

Timing and Scoring by [www.RCScoringPro.com](http://www.RCScoringPro.com)

Sponsor	Driver Name	Car	Pos	Laps	Race Time	Behind	Fast Lap	Average Top 5	Top 10	Top 15	Q#
	Berdelsen, John	6	1	13	5:11.115		23.032	23.430	23.648		1
	Lopez, Jader	4	2	13	5:12.708	1.593	22.976	23.277	23.568		2
	Chavez, Daniel	3	3	13	5:18.150	7.035	23.288	23.513	23.839		3
	Delfino, Scott	5	4	13	5:25.211	14.096	24.425	24.561	24.751		4
	Applegate, Mke	1	5	12	5:18.519		23.350	24.118	25.559		5
	Mbrales, Fred	2	6	11	5:15.121		25.231	26.223	27.999		7
	Holness, Paul	7	7	11	5:22.080	6.959	26.705	27.346	28.867		8
	Allen, Tom	8	8	0							

Car#	1	2	3	4	5	6	7	8	9	10
	Applegate	Morales	Chavez	Lopez	Delfino	Berdelsen	Holness	Allen		
1.	5/26.557	7/28.522	2/23.628	3/23.987	4/24.751	1/23.544	6/27.845			
2.	5/24.735	7/32.727	2/23.680	1/22.976	4/24.658	3/23.841	6/26.705			
3.	5/26.973	7/27.570	3/25.967	2/24.044	4/26.259	1/23.566	6/29.019			
4.	5/30.133	6/25.231	3/23.548	1/23.266	4/24.968	2/23.587	7/33.406			
5.	5/24.253	6/27.769	3/23.491	1/23.653	4/25.125	2/23.631	7/27.547			
6.	5/27.128	6/25.662	3/28.774	1/24.684	4/25.466	2/24.859	7/31.183			
7.	5/24.288	6/35.130	3/23.288	1/22.985	4/24.425	2/24.105	7/27.032			
8.	5/32.794	6/28.744	3/23.674	1/23.761	4/24.588	2/23.419	7/31.467			
9.	5/27.837	6/31.112	3/24.465	1/23.850	4/24.547	2/24.313	7/29.821			
10.	5/23.965	6/27.040	3/24.001	1/23.556	4/24.867	2/23.613	7/30.453			
11.	5/23.350	6/25.614	3/23.611	1/23.603	4/24.995	2/25.464	7/27.602			
12.	5/26.506		3/25.000	1/25.774	4/24.588	2/23.032				
13.			3/25.023	2/26.569	4/25.974	1/24.141				

Top Qualifiers	Qual#	Laps	Race Time (Difference)	Round	Race	Pos in Race	Fast Lap
Berdelsen, John	1	13	5:11.115	2	3	1	23.032
Lopez, Jader	2	13	5:12.708 1.593	2	3	2	22.976
Chavez, Daniel	3	13	5:18.150 5.442	2	3	3	23.288
Delfino, Scott	4	13	5:25.211 7.061	2	3	4	24.425
Applegate, Mike	5	12	5:08.710	1	3	2	24.567
Allen, Tom	6	12	5:23.332 14.62	1	3	4	25.807
Morales, Fred	7	11	5:15.121	2	3	6	25.231
Holness, Paul	8	11	5:22.080 6.959	2	3	7	26.705

Top Qualifier is Intravia, Chris 13/5: 04.971 (Rnd 1)



# South Florida Winter Championships 2.0

Ser#42318

Timing and Scoring by [www.RCScoringPro.com](http://www.RCScoringPro.com)

Sponsor	Driver Name	Car	Pos	Laps	Race Time	Behind	Fast Lap	Average Top 5	Top 10	Top 15	Q#
	Paz, Daniel	10	1	13	5:08.728		23.004	23.149	23.348		2
	Lazar, Janos "Lazi"	5	2	13	5:22.689	13.961	22.874	23.253	24.102		5
	Espinosa, Jack	6	3	13	5:22.996	14.268	22.989	23.570	24.242		6
	Intravia, Chris	3	4	12	4:46.293		22.181	22.337	23.107		1
	Cancilla, Vinny	8	5	12	5:00.607	14.314	22.501	23.626	24.548		3
	Vasan, Sebastian	7	6	12	5:09.903	23.610	22.843	23.627	25.069		7
	Butera, Gavin "The Hammer"	1	7	12	5:13.039	26.746	23.418	24.098	25.383		4
	Hutton, Jonathan	4	8	12	5:15.022	28.729	24.208	24.745	25.520		10
	Mennella, Mchael	2	9	4	1:47.123		23.562				8
	Allen, Tom	9	10	0							

Car#	1	2	3	4	5	6	7	8	9	10
	Butera	Mennella	Intravia	Hutton	Lazar	Espinosa	Vasan	Cancilla	Allen	Paz
1.	4/25.155	2/23.562	3/23.750	8/27.002	5/25.756	6/25.855	9/28.608	7/26.913		1/23.540
2.	4/23.488	3/24.221	1/22.194	8/24.767	5/23.412	6/23.585	9/24.963	7/23.989		2/23.405
3.	4/25.222	3/25.237	1/22.415	9/30.991	7/27.345	5/25.063	8/26.224	6/24.312		2/23.004
4.	3/24.534	7/34.103	2/27.932	9/26.380	5/23.158	4/24.184	8/28.885	6/27.517		1/23.593
5.	3/23.969		2/22.967	8/26.251	5/25.985	4/23.925	7/23.754	6/27.609		1/23.589
6.	5/27.572		1/22.343	8/25.622	4/23.397	3/26.157	7/24.140	6/25.487		2/25.170
7.	4/23.418		1/23.194	8/28.827	3/22.874	5/25.844	6/23.751	7/24.919		2/23.043
8.	6/30.477		1/22.551	8/24.221	4/28.340	3/25.300	7/23.648	5/23.084		2/23.047
9.	5/25.080		1/26.720	8/26.225	4/24.199	3/23.907	7/30.325	6/25.368		2/26.160
10.	6/27.416		1/22.181	8/25.581	4/23.631	3/23.443	7/27.929	5/24.664		2/23.602
11.	6/28.735		1/22.759	8/24.947	4/25.960	3/22.989	7/24.833	5/22.501		2/23.247
12.	7/27.973		2/27.287	8/24.208	4/25.207	3/24.180	6/22.843	5/24.244		1/23.919
13.					2/23.425	3/28.564				1/23.409

Top Qualifiers	Qual#	Laps	Race Time (Difference)		Round	Race	Pos in Race	Fast Lap
Intravia, Chris	1	13	5:04.971		1	4	1	23.163
Paz, Daniel	2	13	5:08.728	3.757	2	4	1	23.004
Cancilla, Vinny	3	13	5:19.843	11.11	1	4	2	22.937
Butera, Gavin "The Hammer"	4	13	5:20.625	0.782	1	4	3	23.792
Lazar, Janos "Lazi"	5	13	5:22.689	2.064	2	4	2	22.874
Espinosa, Jack	6	13	5:22.996	0.307	2	4	3	22.989
Vasan, Sebastian	7	12	5:09.903		2	4	6	22.843
Mennella, Michael	8	12	5:13.052	3.149	1	4	6	24.683
Allen, Tom	9	12	5:13.865	0.813	1	4	7	23.613
Hutton, Jonathan	10	12	5:15.022	1.157	2	4	8	24.208

# 13.5 4WD Buggy

Top Qualifier is Chavez, Daniel 12/5:06.363 (Rnd 1)

Round 2

5

## South Florida Winter Championships 2.0

Ser#42318

Timing and Scoring by [www.RCScoringPro.com](http://www.RCScoringPro.com)

Sponsor	Driver Name	Car	Pos	Laps	Race Time	Behind	Fast Lap	Average Top 5	Top 10	Top 15	Q#
	Allen, Tom	8	1	13	5:13.503		23.286	23.427	23.821		1
	Chavez, Daniel	2	2	13	5:17.239	3.736	22.916	23.093	23.654		2
	Cooper, Jared	4	3	13	5:21.998	8.495	23.762	24.173	24.388		3
	Prine, Jordan	9	4	11	5:00.118		25.045	25.326	26.781		4
	Prine, Greg	6	5	11	5:02.570	2.452	25.406	26.091	27.218		5
	Lee, Pak	3	6	11	5:14.902	14.784	25.063	25.520	27.854		6
	Rivera, Rob	1	7	11	5:20.991	20.873	25.713	26.386	28.319		7
	Rivera, Mke	5	8	9	5:20.264		33.380	34.537			9
	Robles, Jose	7	9	7	3:36.142		27.128	29.521			8

Car#	1	2	3	4	5	6	7	8	9	10
	Rivera	Chavez	Lee	Cooper	Rivera	Prine	Robles	Allen	Prine	
1.	6/29.608	3/25.153	5/27.531	2/24.716	9/36.764	4/26.238	7/30.072	1/23.841	8/32.312	
2.	5/27.641	1/23.216	6/30.535	2/23.762	9/36.224	4/25.985	8/36.147	3/24.675	7/28.545	
3.	5/25.713	1/23.660	6/25.196	2/24.527	9/37.372	4/27.668	8/32.392	3/24.654	7/28.398	
4.	6/29.145	1/22.916	5/28.735	3/24.491	9/33.380	4/30.066	8/29.765	2/24.220	7/28.753	
5.	7/37.803	2/26.241	5/26.884	3/25.250	9/33.380	4/27.048	8/32.018	1/23.708	6/28.892	
6.	7/26.305	3/29.306	5/32.011	2/24.169	9/36.718	4/25.778	8/27.128	1/23.319	6/25.261	
7.	6/25.894	3/23.167	7/32.130	2/24.160	9/36.727	4/28.900	8/28.620	1/23.286	5/25.226	
8.	7/33.928	3/24.246	6/25.285	2/24.786	8/35.240	4/27.244		1/23.322	5/26.588	
9.	7/28.740	3/23.219	6/25.170	2/25.169	8/34.459	4/27.850		1/24.392	5/26.037	
10.	7/26.377	2/24.624	6/25.063	3/27.702		4/25.406		1/24.952	5/25.061	
11.	7/29.837	2/24.885	6/36.362	3/24.493		5/30.387		1/25.667	4/25.045	
12.		2/22.948		3/24.438				1/23.499		
13.		2/23.658		3/24.335				1/23.968		

Top Qualifiers	Qual#	Laps	Race Time (Difference)	Round	Race	Pos in Race	Fast Lap
Allen, Tom	1	13	5:13.503	2	5	1	23.286
Chavez, Daniel	2	13	5:17.239 3.736	2	5	2	22.916
Cooper, Jared	3	13	5:21.998 4.759	2	5	3	23.762
Prine, Jordan	4	12	5:21.001	1	5	3	24.670
Prine, Greg	5	11	5:02.570	2	5	5	25.406
Lee, Pak	6	11	5:14.902 12.33	2	5	6	25.063
Rivera, Rob	7	11	5:20.991 6.089	2	5	7	25.713
Robles, Jose	8	10	5:26.178	1	5	7	28.491
Rivera, Mike	9	9	5:20.264	2	5	8	33.380



# Mod Truck

Top Qualifier is Lopez, Jader 13/5: 21.460 (Rnd 1)

Round 2

6

## South Florida Winter Championships 2.0

Ser#42318

Timing and Scoring by [www.RCScoringPro.com](http://www.RCScoringPro.com)

Sponsor	Driver Name	Car	Pos	Laps	Race Time	Behind	Fast Lap	Average Top 5	Top 10	Top 15	Q#
	Lopez, Jader	3	1	13	5:07.413		22.442	22.748	23.057		1
	Applegate, Mke	6	2	13	5:15.493	8.080	23.151	23.598	23.761		2
	Cooper, Jared	4	3	12	5:02.365		24.391	24.587	24.866		3
	Butera, Gavin "The Hammer"	1	4	12	5:12.984	10.619	23.825	24.214	25.391		4
	Collins, Bart	7	5	6	5:11.585		24.230	28.465			5
	Delfino, Scott	5	6	5	2:04.453		24.048	24.891			6
	Smith, Drew	2	7	2	5:39.535		37.875				7

Car#	1	2	3	4	5	6	7	8	9	10
	Butera	Smith	Lopez	Cooper	Delfino	Applegate	Collins			
1.	5/30.051	7/37.875	4/25.939	2/24.830	3/25.574	1/24.425	6/33.345			
2.	5/29.027	7/301.660	2/22.729	3/24.584	4/24.079	1/23.859	6/169.258			
3.	5/24.533		1/23.284	4/24.806	3/24.418	2/23.791	6/28.004			
4.	5/24.916		1/23.592	3/25.215	4/26.334	2/23.721	6/27.033			
5.	5/25.556		1/23.296	4/25.279	3/24.048	2/23.632	6/29.715			
6.	4/27.138		2/27.045	3/24.939		1/24.028	5/24.230			
7.	4/27.741		2/22.561	3/25.664		1/23.777				
8.	4/26.214		2/22.959	3/24.465		1/24.076				
9.	4/26.185		1/22.442	3/25.460		2/29.298				
10.	4/23.933		1/23.048	3/24.391		2/23.708				
11.	4/23.865		1/23.379	3/24.690		2/23.865				
12.	4/23.825		1/23.277	3/28.042		2/23.151				
13.			1/23.862			2/24.162				

Top Qualifiers	Qual#	Laps	Race Time (Difference)	Round	Race	Pos in Race	Fast Lap
Lopez, Jader	1	13	5:07.413	2	6	1	22.442
Applegate, Mike	2	13	5:15.493 8.080	2	6	2	23.151
Cooper, Jared	3	12	5:02.365	2	6	3	24.391
Butera, Gavin "The Hammer"	4	12	5:12.984 10.61	2	6	4	23.825
Collins, Bart	5	12	5:25.149 12.16	1	6	3	24.588
Delfino, Scott	6	11	5:25.983	1	6	4	27.242
Smith, Drew	7	4	4:19.157	1	6	7	27.861

# Pro 4 Mod

Top Qualifier is Paz, Daniel 13/5: 21.716 (Rnd 1)

Round 2



## South Florida Winter Championships 2.0

Ser#42318

Timing and Scoring by [www.RCScorePro.com](http://www.RCScorePro.com)

Sponsor	Driver Name	Car	Pos	Laps	Race Time	Behind	Fast Lap	Average Top 5	Top 10	Top 15	Q#
	Alfaro, Joshua	7	1	13	5:14.591		23.339	23.680	23.863		1
	Paz, Daniel	2	2	13	5:15.892	1.301	19.963	22.760	23.491		2
	Lazar, Janos "Lazi"	3	3	12	5:06.290		23.512	23.935	24.808		4
	Vasan, Sebastian	4	4	12	5:15.850	9.560	23.659	24.318	25.481		3
	Espinosa, Jack	9	5	11	5:05.163		24.239	25.250	26.986		5
	Montiel, Christian	11	6	11	5:07.976	2.813	24.891	26.130	27.312		6
	Hutton, Jonathan	8	7	11	5:18.560	13.397	25.433	26.663	28.479		7
	Jones, Scott	6	8	10	5:04.255		26.589	27.696	30.425		8
	Honcho, Mke	5	9	10	5:14.461	10.206	27.618	29.514	31.446		9
	Kretschmar, Loren	10	10	7	2:52.175		23.746	24.139			10

Car# 1	2 Paz	3 Lazar	4 Vasan	5 Honcho	6 Jones	7 Alfaro	8 Hutton	9 Espinosa	10 Kretschmar
1.	1/23.732	8/28.909	4/25.032	9/31.100	10/32.400	3/24.729	5/27.740	6/27.890	2/24.088
2.	4/28.472	6/25.570	3/27.139	10/32.618	9/26.589	2/23.613	7/27.247	8/29.365	1/23.746
3.	3/26.479	6/29.303	4/30.727	10/29.611	9/30.903	1/24.030	7/29.568	8/30.440	2/25.094
4.	3/25.543	5/24.765	7/30.263	10/32.436	9/27.548	2/26.837	6/26.528	8/28.756	1/24.434
5.	3/23.755	4/23.678	6/25.339	10/34.762	9/29.970	1/24.051	8/33.773	7/27.163	2/26.386
6.	3/23.688	4/24.084	6/25.449	10/30.772	9/30.191	1/23.339	8/27.523	7/24.239	2/23.951
7.	3/23.518	4/24.061	6/24.571	10/35.259	9/27.741	1/24.394	8/31.395	7/24.888	2/24.476
8.	2/23.166	3/23.512	4/24.281	9/28.471	8/37.834	1/23.933	7/30.496	5/26.764	
9.	2/23.466	3/27.712	4/23.659	9/27.618	8/26.633	1/23.830	7/32.273	5/25.022	
10.	2/24.128	3/24.868	4/24.206	9/31.814	8/34.446	1/23.798	7/25.433	5/25.335	
11.	2/23.955	3/24.342	4/30.311			1/24.207	7/26.584	5/35.301	
12.	2/26.027	3/25.486	4/24.873			1/24.008			
13.	2/19.963					1/23.822			

Car# 11	12	13	14	15	16	17	18	19	20
Montiel									
1.	7/28.760								
2.	5/25.713								
3.	5/28.822								
4.	4/24.891								
5.	5/24.906								
6.	5/27.562								
7.	5/27.576								
8.	6/34.859								
9.	6/27.984								
10.	6/28.488								
11.	6/28.415								
12.									
13.									

Top Qualifiers	Qual#	Laps	Race Time (Difference)		Round	Race	Pos in Race	Fast Lap
Alfaro, Joshua	1	13	5:14.591		2	7	1	23.339
Paz, Daniel	2	13	5:15.892	1.301	2	7	2	19.963
Vasan, Sebastian	3	12	5:02.792		1	7	2	24.197
Lazar, Janos "Lazi"	4	12	5:06.290	3.498	2	7	3	23.512
Espinosa, Jack	5	12	5:14.348	8.058	1	7	4	24.996
Montiel, Christian	6	11	5:07.976		2	7	6	24.891
Hutton, Jonathan	7	11	5:18.560	10.58	2	7	7	25.433
Jones, Scott	8	10	5:04.255		2	7	8	26.589
Honcho, Mike	9	10	5:05.617	1.362	1	7	7	27.639
Kretschmar, Loren	10	7	2:52.175		2	7	10	23.746

# E-Buggy

Top Qualifier is Intravia, Chris 13/5: 06.248 (Rnd 1)

Round 2

8

## South Florida Winter Championships 2.0

Ser#42318

Timing and Scoring by [www.RCScoringPro.com](http://www.RCScoringPro.com)

Sponsor	Driver Name	Car	Pos	Laps	Race Time	Behind	Fast Lap	Average Top 5	Top 10	Top 15	Q#
	Cancilla, Vinny	2	1	13	5:07.091		22.512	22.923	23.301		2
	Intravia, Chris	3	2	13	5:09.466	2.375	22.023	22.511	23.142		1
	Kirkpatrick, Matt	6	3	13	5:19.328	12.237	22.664	23.110	23.579		3
	Butera, Gavin "The Hammer"	7	4	13	5:22.394	15.303	23.471	23.802	24.392		5
	Kane, Jason	8	5	12	5:01.455		23.269	24.040	24.708		7
	Holness, Paul	5	6	12	5:16.944	15.489	23.853	24.854	25.708		9
	Smith, Drew	4	7	10	5:02.924		26.901	28.347	30.292		13
	Hancock, John	1	8	2	1:02.425		27.294				15

Car# 1	2	3	4	5	6	7	8	9	10
Hancock	Cancilla	Intravia	Smith	Holness	Kirkpatrick	Butera	Kane		
1. 8/27.294	2/23.722	1/22.902	6/26.901	7/27.180	3/24.067	4/25.283	5/26.193		
2. 8/35.131	2/23.569	1/24.077	6/29.203	7/29.620	4/27.187	3/24.080	5/25.766		
3.	2/23.235	1/23.274	7/34.947	6/25.305	4/23.247	3/23.471	5/24.621		
4.	2/24.536	1/22.023	7/26.957	6/24.833	4/25.084	3/23.559	5/28.179		
5.	2/24.857	1/24.488	7/34.601	6/29.115	5/31.270	3/24.620	4/24.341		
6.	2/23.092	1/24.255	7/31.294	6/25.508	4/22.664	3/24.975	5/26.148		
7.	2/22.512	1/23.226	7/30.018	6/23.853	4/23.249	3/24.044	5/24.548		
8.	2/22.589	1/22.727	7/30.327	6/30.242	4/23.394	3/26.158	5/23.269		
9.	2/23.413	1/24.028	7/29.603	6/25.042	4/23.012	3/26.928	5/25.802		
10.	1/23.186	2/27.468	7/29.073	6/25.543	3/23.907	4/25.384	5/24.223		
11.	1/24.007	2/22.444		6/25.239	3/23.948	4/23.856	5/24.017		
12.	1/24.692	2/26.093		6/25.464	3/23.380	4/25.148	5/24.348		
13.	1/23.681	2/22.461			3/24.919	4/24.888			

Top Qualifiers	Qual#	Laps	Race Time (Difference)	Round	Race	Pos in Race	Fast Lap
Intravia, Chris	1	13	5:06.248	1	8	1	22.576
Cancilla, Vinny	2	13	5:07.091 0.843	2	8	1	22.512
Kirkpatrick, Matt	3	13	5:19.328 12.23	2	8	3	22.664
Lazar, Janos "Lazi"	4	13	5:20.748 1.420	1	9	1	23.509
Butera, Gavin "The Hammer"	5	13	5:22.394 1.646	2	8	4	23.471
Mennella, Michael	6	13	5:23.366 0.972	1	9	2	23.118
Kane, Jason	7	12	5:01.455	2	8	5	23.269
Alfaro, Joshua	8	12	5:02.435 0.980	1	9	3	23.799
Holness, Paul	9	12	5:16.944 14.50	2	8	6	23.853
Montiel, Christian	10	12	5:23.943 6.999	1	9	4	24.574



## South Florida Winter Championships 2.0

Ser#42318

Timing and Scoring by [www.RCScoringPro.com](http://www.RCScoringPro.com)

Sponsor	Driver Name	Car	Pos	Laps	Race Time	Behind	Fast Lap	Average Top 5	Top 10	Top 15	Q#
	Lazar, Janos "Lazi"	5	1	13	5:13.329		22.855	23.183	23.436		3
	Vasan, Sebastian	7	2	13	5:18.968	5.639	22.753	22.991	23.548		4
	Alfaro, Joshua	8	3	13	5:19.613	6.284	23.372	23.590	24.060		6
	Mennella, Mchael	9	4	12	5:00.616		23.331	23.717	24.578		8
	Montiel, Christian	1	5	12	5:03.020	2.404	23.798	24.270	24.733		10
	Betancur, Juan	6	6	10	5:07.875		27.262	28.747	30.788		12
	Honcho, Mke	3	7	10	5:11.867	3.992	26.730	28.488	31.187		13
	Kretzschmar, Loren	4	8	0							

Car#	1	2	3	4	5	6	7	8	9	10
	Montiel		Honcho	Kretzschmar	Lazar	Betancur	Vasan	Alfaro	Mennella	
1.	2/25.149		6/29.602		5/28.021	7/29.927	4/25.502	3/25.267	1/23.779	
2.	4/24.922		7/33.591		5/23.227	6/27.974	2/23.763	3/24.565	1/23.952	
3.	5/29.277		7/33.583		3/22.855	6/29.325	4/26.350	2/24.177	1/24.285	
4.	5/25.033		7/32.047		3/26.432	6/30.916	4/28.093	2/24.346	1/23.890	
5.	4/23.798		7/35.056		3/23.414	6/38.855	5/29.048	1/23.770	2/26.293	
6.	4/25.516		7/26.730		1/23.398	6/29.455	5/23.883	2/25.517	3/26.089	
7.	4/24.476		7/28.873		1/24.178	6/29.720	5/22.931	3/24.296	2/23.331	
8.	5/25.366		7/29.372		1/23.322	6/32.242	4/22.753	2/23.468	3/27.556	
9.	5/23.864		7/27.864		2/24.520	6/27.262	3/23.074	1/23.404	4/26.286	
10.	5/24.359		7/35.149		2/23.461	6/32.199	3/23.202	1/23.935	4/23.635	
11.	5/26.409				1/23.273		3/22.997	2/26.863	4/27.280	
12.	5/24.851				1/23.989		2/23.659	3/26.633	4/24.240	
13.					1/23.239		2/23.713	3/23.372		

Top Qualifiers		Qual#	Laps	Race Time (Difference)		Round	Race	Pos in Race	Fast Lap
	Intravia, Chris	1	13	5:06.248		1	8	1	22.576
	Cancilla, Vinny	2	13	5:07.091	0.843	2	8	1	22.512
	Lazar, Janos "Lazi"	3	13	5:13.329	6.238	2	9	1	22.855
	Vasan, Sebastian	4	13	5:18.968	5.639	2	9	2	22.753
	Kirkpatrick, Matt	5	13	5:19.328	0.360	2	8	3	22.664
	Alfaro, Joshua	6	13	5:19.613	0.285	2	9	3	23.372
	Butera, Gavin "The Hammer"	7	13	5:22.394	2.781	2	8	4	23.471
	Mennella, Michael	8	13	5:23.366	0.972	1	9	2	23.118
	Kane, Jason	9	12	5:01.455		2	8	5	23.269
	Montiel, Christian	10	12	5:03.020	1.565	2	9	5	23.798

# Sportsman Nitro Buggy

Top Qualifier is Kirkpatrick, Matt 12/5: 05.029 (Rnd 1)

Round 2

10

## South Florida Winter Championships 2.0

Ser#42318

Timing and Scoring by [www.RCScoringPro.com](http://www.RCScoringPro.com)

Sponsor	Driver Name	Car	Pos	Laps	Race Time	Behind	Fast Lap	Average Top 5	Top 10	Top 15	Q#
	Kirkpatrick, Matt	2	1	12	5:02.822		23.645	23.840	24.399		1
	Holness, Paul	6	2	12	5:10.408	7.586	24.013	24.479	25.209		2
	Montiel, Christian	5	3	12	5:21.034	18.212	24.263	24.623	25.386		4
	Prine, Jordan	3	4	11	5:06.280		24.702	25.855	27.340		5
	Prine, Greg	4	5	11	5:11.748	5.468	25.866	26.588	27.689		6
	Delfino, Scott	1	6	11	5:21.168	14.888	25.067	26.249	28.281		3

Car#	1	2	3	4	5	6	7	8	9	10
	Delfino	Kirkpatrick	Prine	Prine	Montiel	Holness				
1.	6/38.356	3/26.298	4/27.872	5/27.928	1/24.582	2/25.494				
2.	6/25.587	1/24.276	3/25.607	4/27.837	5/38.055	2/27.896				
3.	6/30.726	1/23.828	3/26.243	4/25.866	5/25.483	2/25.641				
4.	6/28.354	1/28.851	2/24.702	4/27.977	5/26.105	3/30.422				
5.	6/26.369	1/23.645	3/32.884	5/34.858	4/24.263	2/26.767				
6.	6/28.134	1/24.060	3/26.568	5/31.885	4/28.652	2/24.862				
7.	5/25.067	1/23.757	3/28.871	6/26.448	4/29.117	2/26.675				
8.	6/30.727	1/29.982	3/26.188	5/26.276	4/25.266	2/25.118				
9.	6/28.058	1/24.989	4/28.157	5/28.321	3/24.675	2/24.341				
10.	6/26.163	1/24.150	4/26.534	5/27.096	3/24.784	2/24.443				
11.	6/33.627	1/25.074	4/32.654	5/27.256	3/24.810	2/24.013				
12.		1/23.912			3/25.242	2/24.736				

Top Qualifiers	Qual#	Laps	Race Time (Difference)		Round	Race	Pos in Race	Fast Lap
Kirkpatrick, Matt	1	12	5:02.822		2	10	1	23.645
Holness, Paul	2	12	5:10.408	7.586	2	10	2	24.013
Delfino, Scott	3	12	5:20.667	10.25	1	10	2	24.113
Montiel, Christian	4	12	5:21.034	0.367	2	10	3	24.263
Prine, Jordan	5	12	5:29.850	8.816	1	10	3	25.127
Prine, Greg	6	11	5:11.748		2	10	5	25.866

# Pro Nitro Buggy

Top Qualifier is Villalobos, Miguel 13/5: 05.953 (Rnd 1)

Round 2

11

## South Florida Winter Championships 2.0

Ser#42318

Timing and Scoring by [www.RCScoringPro.com](http://www.RCScoringPro.com)

Sponsor	Driver Name	Car	Pos	Laps	Race Time	Behind	Fast Lap	Average Top 5	Top 10	Top 15	Q#
	Collins, Bart	4	1	13	5:02.424		22.486	22.644	22.850		1
	Berdelsen, John	5	2	13	5:05.960	3.536	22.429	22.620	22.942		3
	Villalobos, Miguel	6	3	13	5:08.500	6.076	21.569	21.914	22.306		2
	Perez, Luis	2	4	13	5:14.948	12.524	22.792	23.113	23.418		5
	Cancilla, Vinny	9	5	13	5:21.073	18.649	22.562	23.023	23.571		4
	Vasan, Sebastian	1	6	12	5:21.635		23.265	24.055	25.663		7
	Mennella, Michael	8	7	4	1:38.085		23.307				6
	Kane, Jason	7	8	0							

Car#	1	2	3	4	5	6	7	8	9	10
	Vasan	Perez		Collins	Berdelsen	Villalobos	Kane	Mennella	Cancilla	
1.	6/23.551	5/23.550		7/26.183	2/22.653	1/22.017		3/23.307	4/23.347	
2.	7/26.939	3/22.792		6/22.665	2/22.686	1/22.095		5/23.639	4/23.103	
3.	7/26.903	5/26.509		3/22.612	4/26.920	1/21.569		6/26.480	2/24.164	
4.	7/24.469	4/23.913		2/22.992	5/24.985	1/22.798		6/24.659	3/25.336	
5.	6/29.884	5/25.339		2/23.062	4/23.710	1/26.543			3/23.375	
6.	6/26.137	5/23.517		2/22.733	3/22.888	1/21.733			4/25.228	
7.	6/30.644	5/23.760		2/24.086	3/23.308	1/22.252			4/23.127	
8.	6/34.365	5/23.003		2/22.486	3/22.429	1/22.266			4/23.579	
9.	6/23.265	4/23.384		1/23.134	3/22.913	2/30.635			5/30.716	
10.	6/23.716	4/23.869		1/22.962	2/22.446	3/23.727			5/22.975	
11.	6/26.489	4/28.925		1/23.126	2/23.096	3/22.442			5/29.315	
12.	6/25.273	4/23.151		1/23.660	3/24.634	2/22.157			5/22.562	
13.		4/23.236		1/22.723	2/23.292	3/28.266			5/24.246	

Top Qualifiers	Qual#	Laps	Race Time (Difference)	Round	Race	Pos in Race	Fast Lap
Collins, Bart	1	13	5:02.424	2	11	1	22.486
Villalobos, Miguel	2	13	5:05.953 3.529	1	11	1	22.501
Berdelsen, John	3	13	5:05.960 0.007	2	11	2	22.429
Cancilla, Vinny	4	13	5:10.233 4.273	1	11	2	22.501
Perez, Luis	5	13	5:12.966 2.733	1	11	3	23.109
Mennella, Michael	6	12	5:00.672	1	11	4	23.276
Vasan, Sebastian	7	12	5:21.635 20.96	2	11	6	23.265
Kane, Jason	8	2	48.315	1	11	7	24.006

# 2wd Stock (B Main)

Top Qualifier is Lopez, Jader 13/5: 06.377 (Rnd 2)

Round 3

1

## South Florida Winter Championships 2.0

Ser#42318

Timing and Scoring by [www.RCScoringPro.com](http://www.RCScoringPro.com)

Sponsor	Driver Name	Car	Pos	Laps	Race Time	Behind	Fast Lap	Average Top 5	Top 10	Top 15	Q#
	Lee, Pak	5	1	12	5:21.420		25.604	26.330	26.660		13
	Prine, Greg	4	2	11	5:03.183		26.067	26.330	27.231		12
	Robles, Jose	2	3	11	5:20.641	17.458	26.403	27.432	28.603		10
	Rivera, Rob	9	4	11	5:24.036	20.853	25.020	26.614	28.985		17
	Prine, Jordan	3	5	11	5:25.659	22.476	25.468	26.543	29.113		11
	Mbrales, Fred	1	6	11	5:28.425	25.242	26.038	26.499	28.744		9
	Kondas, Terry	6	7	10	5:02.387		27.498	28.756	30.239		14
	Golden, Stuart	7	8	8	5:13.965		30.975	35.180			15
	Rivera, Mke	8	9	8	5:16.608	2.643	31.705	37.606			16

Car#	1	2	3	4	5	6	7	8	9	10
	Morales	Robles	Prine	Prine	Lee	Kondas	Golden	Rivera	Rivera	
1.	1/26.359	2/26.786	7/34.529	4/29.438	3/27.024	5/30.946	8/35.219	9/42.050	6/31.030	
2.	7/36.525	2/27.702	6/28.144	3/26.067	1/25.604	5/29.817	8/37.606	9/31.705	4/28.157	
3.	4/26.984	2/26.403	7/31.744	3/27.822	1/26.505	6/32.473	8/34.617	9/41.843	5/33.730	
4.	4/26.038	2/27.382	6/26.491	3/26.459	1/26.976	7/31.967	8/45.318	9/44.683	5/25.020	
5.	4/26.767	2/28.887	6/26.767	3/28.600	1/26.122	7/31.115	8/37.482	9/40.036	5/28.504	
6.	6/40.984	3/29.035	5/33.743	2/26.781	1/27.159	7/27.498	8/41.608	9/38.444	4/33.623	
7.	7/32.514	3/34.613	4/29.297	2/26.088	1/26.631	5/27.957	9/51.140	8/41.647	6/34.185	
8.	5/27.527	3/29.736	7/33.498	2/27.472	1/27.205	6/32.105	8/30.975	9/36.200	4/27.519	
9.	6/29.256	3/29.078	7/30.131	2/30.873	1/27.620	5/28.395			4/26.845	
10.	5/26.345	3/31.133	6/25.468	2/27.330	1/26.818	7/30.114			4/25.531	
11.	6/29.126	3/29.886	5/25.847	2/26.253	1/26.969				4/29.892	
12.					1/26.787					

# E-buggy (B Main)

Top Qualifier is Intravia, Chris 13/5: 06.248 (Rnd 1)

Round 3

2

## South Florida Winter Championships 2.0

Ser#42318

Timing and Scoring by [www.RCScoringPro.com](http://www.RCScoringPro.com)

Sponsor	Driver Name	Car	Pos	Laps	Race Time	Behind	Fast Lap	Average Top 5	Top 10	Top 15	Q#
	Montiel, Christian	2	1	12	5:07.602		23.892	24.207	24.915		10
	Holness, Paul	3	2	12	5:11.876	4.274	24.565	25.073	25.393		11
	Kane, Jason	1	3	12	5:30.772	23.170	23.777	24.404	25.295		9
	Smith, Drew	6	4	11	5:08.187		24.872	26.026	27.545		14
	Betancur, Juan	4	5	11	5:14.976	6.789	25.419	26.606	27.989		12
	Honcho, Mke	5	6	11	5:17.619	9.432	25.051	26.506	28.170		13
	Hancock, John	7	7	10	5:20.657		26.906	27.953	32.066		15
	Kretzschmar, Loren	8	8	0							16

Car#	1	2	3	4	5	6	7	8	9	10
	Kane	Montiel	Holness	Betancur	Honcho	Smith	Hancock	Kretzschmar		
1.	7/32.004	1/24.297	2/25.533	6/30.541	3/26.758	4/27.895	5/30.009			
2.	5/25.802	1/25.087	2/25.206	6/29.250	3/27.848	4/29.364	7/33.258			
3.	3/25.745	1/25.259	2/25.411	4/25.419	6/35.920	5/28.718	7/28.877			
4.	3/25.269	1/24.139	2/25.772	6/35.085	7/30.931	4/24.872	5/26.906			
5.	3/25.535	1/24.051	2/26.024	7/28.535	6/25.051	4/32.733	5/26.954			
6.	3/23.777	1/23.892	2/24.880	5/26.365	6/29.257	4/25.862	7/34.493			
7.	3/28.484	2/32.201	1/24.565	5/26.823	6/26.535	4/25.868	7/32.689			
8.	3/24.075	2/24.658	1/25.780	5/26.762	6/32.004	4/28.654	7/28.727			
9.	3/24.056	1/26.248	2/28.580	5/27.861	6/27.073	4/27.009	7/50.441			
10.	3/24.841	1/25.996	2/25.456	5/30.673	6/29.129	4/26.518	7/28.303			
11.	2/25.363	1/25.988	3/29.365	5/27.662	6/27.113	4/30.694				
12.	3/45.821	1/25.786	2/25.304							







# 4wd Mod (A Main)

Round 3

Top Qualifier is Intravia, Chris 13/5:04.971 (Rnd 1)



## South Florida Winter Championships 2.0

Ser#42318

Timing and Scoring by [www.RCScoringPro.com](http://www.RCScoringPro.com)

Sponsor	Driver Name	Car	Pos	Laps	Race Time	Behind	Fast Lap	Average Top 5	Top 10	Top 15	Q#
	Intravia, Chris	1	1	12	5:00.035		23.547	24.325	24.635		1
	Cancilla, Vinny	3	2	12	5:04.833	4.798	24.671	24.877	25.172		3
	Espinosa, Jack	6	3	12	5:15.018	14.983	25.107	25.310	25.869		6
	Butera, Gavin "The Hammer"	4	4	12	5:15.496	15.461	24.669	24.874	25.521		4
	Mennella, Mchael	8	5	12	5:17.631	17.596	24.925	25.312	26.042		8
	Vasan, Sebastian	7	6	12	5:24.612	24.577	24.880	25.120	26.291		7
	Lazar, Janos "Lazi"	5	7	11	5:00.801		24.769	25.213	26.480		5
	Hutton, Jonathan	10	8	4	2:10.017		26.846				10
	Paz, Daniel	2	9	1	0:28.322		28.322				2
	Allen, Tom	9	10	0							9

Car#	1	2	3	4	5	6	7	8	9	10
	Intravia	Paz	Cancilla	Butera	Lazar	Espinosa	Vasan	Mennella	Allen	Hutton
1.	1/23.547	5/28.322	2/25.515	8/31.623	6/28.826	3/26.685	7/29.670	4/27.923		9/31.837
2.	1/25.062		2/25.754	6/25.549	4/27.973	3/25.531	8/30.635	5/28.892		7/26.846
3.	1/24.510		2/25.605	5/28.662	7/35.996	3/28.222	6/26.928	4/27.651		8/41.294
4.	1/24.829		2/24.700	5/24.729	7/25.396	3/25.196	6/29.459	4/25.178		8/30.040
5.	1/27.625		2/27.360	5/27.633	6/25.322	3/26.393	7/31.066	4/25.604		
6.	1/24.200		2/25.270	5/25.788	6/28.854	3/26.545	7/25.464	4/25.736		
7.	1/24.662		2/25.162	5/24.901	7/26.484	3/25.523	6/25.091	4/25.457		
8.	1/25.133		2/24.671	5/24.750	7/25.168	3/26.692	6/24.880	4/25.396		
9.	1/24.708		2/24.890	5/25.678	7/25.411	3/25.107	6/25.161	4/26.047		
10.	1/24.769		2/25.226	5/25.320	7/26.602	4/28.108	6/25.247	3/24.925		
11.	1/26.060		2/25.720	5/26.194	7/24.769	4/25.821	6/25.219	3/26.500		
12.	1/24.930		2/24.960	4/24.669		3/25.195	6/25.792	5/28.322		

# 13.5 4WD Buggy (A Main)

Top Qualifier is Allen, Tom 13/5: 13.503 (Rnd 2)

Round 3

6

## South Florida Winter Championships 2.0

Ser#42318

Timing and Scoring by [www.RCScorePro.com](http://www.RCScorePro.com)

Sponsor	Driver Name	Car	Pos	Laps	Race Time	Behind	Fast Lap	Average Top 5	Top 10	Top 15	Q#
	Chavez, Daniel	2	1	12	5:04.380		24.310	24.469	24.788		2
	Allen, Tom	1	2	12	5:06.338	1.958	23.875	24.771	25.318		1
	Cooper, Jared	3	3	12	5:15.442	11.062	24.877	25.521	25.960		3
	Prine, Greg	5	4	11	5:16.500		27.099	27.469	27.941		5
	Lee, Pak	6	5	11	5:16.877	0.377	26.745	26.902	28.083		6
	Rivera, Rob	7	6	10	5:10.450		26.863	28.104	31.045		7
	Robles, Jose	8	7	9	5:00.920		28.216	30.084			8
	Rivera, Mke	9	8	8	5:12.366		34.691	37.032			9
	Prine, Jordan	4	9	7	5:25.549		25.378	26.985			4

Car#	1	2	3	4	5	6	7	8	9	10
	Allen	Chavez	Cooper	Prine	Prine	Lee	Rivera	Robles	Rivera	
1.	1/23.875	5/30.523	3/28.402	6/33.129	2/28.072	4/30.126	7/35.044	8/40.464	9/45.305	
2.	1/26.061	2/24.649	3/27.445	5/26.546	4/27.901	6/30.024	7/30.124	8/28.216	9/35.449	
3.	1/25.719	2/24.448	3/26.849	5/25.378	4/27.842	6/26.745	7/27.787	8/29.650	9/37.654	
4.	1/26.252	2/24.310	3/26.402	9/157.497	4/29.592	5/28.604	6/28.030	7/32.020	8/42.649	
5.	1/25.105	2/24.336	3/25.750	9/27.879	4/27.099	5/27.160	6/37.117	7/29.889	8/39.115	
6.	1/25.252	2/25.980	3/25.894	9/27.705	4/27.448	5/36.051	6/26.863	7/32.626	8/38.252	
7.	1/25.785	2/24.991	3/24.877	9/27.415	4/37.086	5/29.959	6/29.164	7/43.317	8/39.251	
8.	1/25.509	2/24.601	3/26.813		4/28.173	5/26.874	6/28.676	7/34.092	8/34.691	
9.	1/25.008	2/25.523	3/25.468		4/28.329	5/26.935	6/36.848	7/30.646		
10.	2/26.278	1/24.966	3/25.616		4/27.322	5/26.798	6/30.797			
11.	2/24.614	1/24.741	3/26.016		4/27.636	5/27.601				
12.	2/26.880	1/25.312	3/25.910							

# Mod Truck (A Main)

Round 3

Top Qualifier is Lopez, Jader 13/5: 07.413 (Rnd 2)



## South Florida Winter Championships 2.0

Ser#42318

Timing and Scoring by [www.RCScoringPro.com](http://www.RCScoringPro.com)

Sponsor	Driver Name	Car	Pos	Laps	Race Time	Behind	Fast Lap	Average Top 5	Top 10	Top 15	Q#
	Lopez, Jader	1	1	12	5:02.840		24.172	24.813	25.136		1
	Collins, Bart	5	2	12	5:16.490	13.650	25.423	25.732	26.002		5
	Applegate, Mke	2	3	12	5:25.074	22.234	25.458	25.642	26.366		2
	Cooper, Jared	3	4	10	5:08.942		28.025	29.485	30.894		3
	Butera, Gavin "The Hammer"	4	5	10	5:27.855	18.913	28.653	30.835	32.785		4
	Delfino, Scott	6	6	3	1:24.423		27.135				6
	Smith, Drew	7	7	0							7

Car#	1	2	3	4	5	6	7	8	9	10
	Lopez	Applegate	Cooper	Butera	Collins	Delfino	Smith			
1.	1/24.172	2/25.542	6/31.549	5/30.605	3/26.277	4/27.752				
2.	1/25.537	2/25.476	6/30.919	5/31.481	3/26.127	4/29.536				
3.	1/25.522	2/25.924	5/28.025	6/28.653	3/25.954	4/27.135				
4.	1/24.654	2/26.657	4/30.222	5/33.523	3/28.284					
5.	1/25.931	3/29.207	4/29.397	5/33.010	2/25.572					
6.	1/25.252	3/26.223	4/29.553	5/32.779	2/26.139					
7.	1/25.546	3/25.458	4/30.228	5/32.622	2/25.423					
8.	1/25.242	3/26.874	4/34.347	5/30.813	2/25.586					
9.	1/24.754	3/32.211	4/30.802	5/35.457	2/26.371					
10.	1/25.245	3/28.316	4/33.900	5/38.912	2/26.404					
11.	1/25.500	3/25.812			2/26.163					
12.	1/25.485	3/27.374			2/28.190					

# Pro 4 Mod (A Main)

Top Qualifier is Alfaro, Joshua 13/5: 14.591 (Rnd 2)

Round 3

8

## South Florida Winter Championships 2.0

Ser#42318

Timing and Scoring by [www.RCScoringPro.com](http://www.RCScoringPro.com)

Sponsor	Driver Name	Car	Pos	Laps	Race Time	Behind	Fast Lap	Average Top 5	Top 10	Top 15	Q#
	Vasan, Sebastian	3	1	12	5:08.793		24.740	25.089	25.436		3
	Lazar, Janos "Lazi"	4	2	12	5:14.354	5.561	24.543	24.970	25.419		4
	Alfaro, Joshua	1	3	12	5:15.128	6.335	25.302	25.628	26.014		1
	Espinosa, Jack	5	4	12	5:23.898	15.105	25.701	26.039	26.582		5
	Hutton, Jonathan	7	5	11	5:07.870		26.981	27.358	27.849		7
	Montiel, Christian	6	6	11	5:16.421	8.551	25.826	26.431	28.260		6
	Paz, Daniel	2	7	10	5:05.286		24.748	25.839	30.529		2
	Honcho, Mke	9	8	10	5:20.947	15.661	26.841	29.325	32.095		9
	Kretzschmar, Loren	10	9	2	1:38.097		31.305				10
	Jones, Scott	8	10	0							8

Car#	1	2	3	4	5	6	7	8	9	10
	Alfaro	Paz	Vasan	Lazar	Espinosa	Montiel	Hutton	Jones	Honcho	Kretzschmar
1.	1/26.391	8/32.385	2/28.126	5/30.110	4/29.003	9/33.820	3/28.920		7/31.647	6/31.305
2.	1/25.481	7/28.112	2/25.645	3/26.012	4/28.175	6/26.522	5/28.766		8/30.067	9/66.792
3.	1/25.538	6/27.922	2/26.249	3/25.096	4/26.527	8/31.431	5/27.351		7/29.362	
4.	1/26.686	5/25.157	2/24.740	3/30.050	4/29.070	7/26.962	6/29.384		8/33.798	
5.	2/26.331	8/43.761	1/25.297	3/25.111	4/27.590	6/26.843	5/28.032		7/30.986	
6.	2/26.568	7/31.167	1/26.310	3/25.075	4/26.490	6/25.826	5/27.428		8/39.271	
7.	2/28.301	7/24.748	1/25.688	3/25.080	4/25.701	6/26.652	5/27.646		8/32.840	
8.	2/25.754	7/25.086	1/25.330	3/24.543	4/25.986	6/30.148	5/26.981		8/36.765	
9.	3/26.103	7/26.284	1/24.889	2/25.576	4/25.771	6/33.510	5/27.565		8/29.370	
10.	3/26.608	7/40.664	1/25.191	2/25.478	4/26.411	6/28.393	5/28.333		8/26.841	
11.	3/26.065		1/25.673	2/25.057	4/26.849	6/26.314	5/27.464			
12.	3/25.302		1/25.655	2/27.166	4/26.325					

# E-buggy (A Main)

Top Qualifier is Intravia, Chris 13/5: 06.248 (Rnd 1)

Round 3



## South Florida Winter Championships 2.0

Ser#42318

Timing and Scoring by [www.RCScoringPro.com](http://www.RCScoringPro.com)

Sponsor	Driver Name	Car	Pos	Laps	Race Time	Behind	Fast Lap	Average Top 5	Top 10	Top 15	Q#
	Intravia, Chris	1	1	25	10:06.806		22.359	23.159	23.486	23.714	1
	Alfaro, Joshua	6	2	25	10:18.350	11.544	23.910	24.005	24.098	24.166	6
	Butera, Gavin "The Hammer"	7	3	24	10:05.067		23.876	24.298	24.498	24.680	7
	Kirkpatrick, Matt	5	4	24	10:06.172	1.105	23.632	24.095	24.273	24.402	5
	Cancilla, Vinny	2	5	24	10:11.703	6.636	23.946	24.089	24.201	24.465	2
	Vasan, Sebastian	4	6	24	10:21.356	16.289	23.236	23.909	24.177	24.410	4
	Lazar, Janos "Lazi"	3	7	23	10:08.236		23.695	24.217	24.774	25.339	3
	Holness, Paul	10	8	22	10:35.112		25.856	26.179	26.677	27.102	Bump
	Mennella, Mchael	8	9	21	8:37.616		23.627	23.829	23.938	24.143	8
	Montiel, Christian	9	10	8	3:49.507		27.098	27.592			Bump

Car#	1	2	3	4	5	6	7	8	9	10
	Intravia	Cancilla	Lazar	Vasan	Kirkpatrick	Alfaro	Butera	Mennella	Montiel	Holness
1.	1/22.359	3/25.368	9/31.217	2/24.209	5/26.088	6/27.285	7/27.539	4/26.041	10/31.512	8/29.720
2.	1/25.933	7/31.687	5/25.057	6/32.479	8/31.776	3/27.912	2/25.502	4/29.475	9/28.118	10/31.962
3.	1/24.168	6/24.684	8/27.843	5/24.180	7/24.335	4/25.352	2/24.599	3/24.505	9/27.479	10/27.172
4.	1/24.359	7/25.718	8/23.875	4/24.131	6/24.682	5/25.053	2/25.286	3/24.713	10/30.797	9/27.613
5.	1/27.291	7/26.622	8/27.925	6/28.410	5/24.407	4/24.275	2/25.101	3/23.967	10/27.333	9/26.494
6.	1/24.329	7/24.169	8/26.257	6/24.770	5/24.450	4/24.323	3/25.118	2/23.627	10/27.098	9/26.445
7.	1/23.403	7/30.327	8/27.179	6/24.776	5/25.114	3/24.251	4/25.541	2/23.952	10/29.239	9/25.856
8.	1/25.831	7/24.719	8/24.501	6/28.930	5/25.123	3/23.974	4/24.727	2/24.242	10/27.931	9/27.785
9.	1/24.067	7/24.072	8/27.774	6/24.107	5/24.680	3/24.193	4/24.888	2/23.972		9/29.047
10.	1/24.075	7/25.316	8/27.679	6/25.996	5/24.994	3/26.127	4/24.600	2/24.373		9/27.297
11.	1/24.105	6/23.946	8/23.695	7/25.119	5/24.684	3/24.238	4/25.750	2/23.886		9/29.944
12.	1/24.212	6/24.789	8/26.515	7/27.210	5/24.469	3/23.932	4/24.901	2/23.815		9/28.158
13.	1/24.403	6/26.884	8/28.120	7/27.253	5/24.131	3/24.111	4/24.423	2/24.066		9/28.036
14.	1/24.684	6/25.477	8/26.848	7/28.254	5/24.575	3/24.469	4/24.400	2/23.864		9/25.870
15.	1/23.455	6/26.617	8/25.488	7/24.447	5/26.004	3/25.288	4/26.734	2/24.715		9/27.110
16.	1/23.446	6/24.110	8/24.962	7/24.874	4/24.682	3/24.580	5/25.950	2/24.642		9/33.505
17.	1/24.768	6/24.261	8/25.449	7/23.890	5/28.352	3/24.262	4/24.926	2/25.070		9/26.229
18.	1/23.255	6/24.263	8/25.696	7/24.544	5/23.632	3/24.112	4/25.170	2/25.210		9/30.738
19.	1/23.331	6/24.774	8/24.318	7/24.565	5/27.317	3/24.099	4/26.716	2/23.989		9/27.883
20.	1/24.158	6/24.146	8/26.847	7/24.840	5/24.257	3/24.398	4/23.876	2/24.963		9/26.689
21.	1/23.877	6/26.020	8/25.886	7/24.459	5/25.372	3/24.236	4/24.535	2/24.529		9/27.886
22.	1/24.202	5/24.187	7/24.698	6/23.236	4/24.119	2/24.172	3/24.679			8/43.673
23.	1/25.147	5/24.171	7/30.407	6/29.472	4/24.520	2/23.910	3/24.255			
24.	1/23.595	5/25.376		6/27.205	4/24.409	2/24.601	3/25.851			
25.	1/24.353					2/25.197				

# Sportsman Nitro Buggy (A Main)

Top Qualifier is Kirkpatrick, Matt 12/5: 02.822 (Rnd 2)

Round 3

10

## South Florida Winter Championships 2.0

Ser#42318

Timing and Scoring by [www.RCScoringPro.com](http://www.RCScoringPro.com)

Sponsor	Driver Name	Car	Pos	Laps	Race Time	Behind	Fast Lap	Average Top 5	Top 10	Top 15	Q#
	Kirkpatrick, Matt	1	1	69	30:19.384		24.578	24.817	24.936	25.018	1
	Montiel, Christian	4	2	66	30:12.560		25.255	25.775	25.953	26.054	4
	Holness, Paul	2	3	65	30:23.747		25.075	25.245	25.362	25.492	2
	Delfino, Scott	3	4	63	30:22.308		25.886	26.131	26.363	26.496	3
	Prine, Jordan	5	5	6	2:55.604		26.907	28.850			5
	Prine, Greg	6	6	0							6

Car# 1	2	3	4	5	6	7	8	9	10
Kirkpatrick	Holness	Delfino	Montiel	Prine	Prine				
1.	4/33.422	5/41.082	2/30.710	1/29.907	3/31.355				
2.	4/25.975	5/26.121	2/26.934	1/26.287	3/27.421				
3.	2/25.614	5/26.463	3/29.179	1/27.587	4/28.846				
4.	2/26.423	5/25.769	3/26.108	1/27.037	4/30.431				
5.	1/24.877	5/25.831	3/25.886	2/27.289	4/26.907				
6.	1/25.179	4/25.752	3/26.783	2/26.246	5/30.644				
7.	1/28.193	4/26.120	3/26.638	2/26.364					
8.	1/25.373	4/26.538	3/26.727	2/26.544					
9.	1/26.171	4/25.385	3/26.590	2/26.406					
10.	1/25.953	4/25.300	3/26.708	2/26.885					
11.	1/24.857	4/25.488	3/26.782	2/26.352					
12.	1/25.156	3/28.076	4/29.961	2/26.497					
13.	1/25.498	3/30.901	4/35.380	2/31.762					
14.	1/26.485	3/26.002	4/26.942	2/26.143					
15.	1/25.660	3/25.242	4/27.292	2/26.531					
16.	1/25.694	3/26.108	4/27.083	2/26.810					
17.	1/25.246	3/30.918	4/37.804	2/30.735					
18.	1/25.613	2/26.647	4/27.162	3/32.599					
19.	1/25.694	2/25.764	4/28.421	3/26.565					
20.	1/25.499	3/33.726	4/26.254	2/26.221					
21.	1/25.075	3/25.075	4/26.664	2/26.140					
22.	1/25.890	3/26.558	4/26.959	2/26.683					
23.	1/26.172	2/26.479	4/26.559	3/28.175					
24.	1/32.411	2/28.121	4/27.110	3/27.775					
25.	1/27.111	3/27.082	4/26.168	2/26.355					
26.	1/25.484	3/27.360	4/27.031	2/27.242					
27.	1/25.351	2/26.115	4/26.241	3/29.232					
28.	1/25.864	2/28.494	4/27.153	3/26.904					
29.	1/25.087	2/27.135	4/26.806	3/26.981					
30.	1/25.856	2/26.237	4/27.654	3/26.919					
31.	1/25.041	2/25.502	4/26.526	3/27.577					
32.	1/25.919	2/27.357	4/27.987	3/26.223					
33.	1/24.948	2/30.745	4/38.249	3/34.040					
34.	1/25.243	2/25.473	4/27.413	3/28.080					
35.	1/25.358	2/28.675	4/28.426	3/26.659					
36.	1/24.945	2/33.202	4/27.971	3/29.223					
37.	1/25.355	2/26.351	4/27.087	3/29.650					
38.	1/25.331	2/25.951	4/28.868	3/26.418					
39.	1/24.827	2/26.141	4/27.078	3/26.223					
40.	1/25.676	2/27.133	4/27.646	3/26.044					
41.	1/24.578	2/26.424	4/28.563	3/25.255					
42.	1/25.129	2/27.878	4/30.219	3/27.680					
43.	1/25.827	3/29.705	4/30.363	2/26.080					
44.	1/25.411	3/33.538	4/27.370	2/26.502					
45.	1/25.743	3/25.374	4/32.899	2/27.383					
46.	1/27.174	3/26.737	4/29.160	2/26.860					
47.	1/45.900	3/26.108	4/32.241	2/26.070					
48.	1/26.196	3/25.546	4/38.174	2/26.858					
49.	1/25.146	3/26.491	4/30.061	2/26.303					
50.	1/25.973	2/26.007	4/33.176	3/32.075					
51.	1/26.094	2/26.367	4/28.497	3/26.909					
52.	1/26.698	2/27.685	4/28.915	3/27.623					





# Pro Nitro Buggy (A Main)

Top Qualifier is Collins, Bart 1/3/5: 02:424 (Rnd 2)

Round 3

11

## South Florida Winter Championships 2.0

Ser#42318

Timing and Scoring by [www.RCScoringPro.com](http://www.RCScoringPro.com)

Sponsor	Driver Name	Car	Pos	Laps	Race Time	Behind	Fast Lap	Average Top 5	Top 10	Top 15	Q#
	Villalobos, Mguel	2	1	112	45:00.014		22.409	22.722	22.822	22.890	2
	Berdelsen, John	3	2	109	45:11.892		22.468	22.508	22.633	22.714	3
	Collins, Bart	1	3	108	45:03.804		22.909	22.977	23.074	23.128	1
	Mennella, Mchael	6	4	106	45:20.266		23.501	23.698	23.836	23.937	6
	Perez, Luis	5	5	106	45:27.289	7.023	22.518	22.707	22.841	22.926	5
	Cancilla, Vinny	4	6	104	45:15.427		22.935	23.265	23.412	23.510	4
	Vasan, Sebastian	7	7	103	45:09.502		23.292	23.473	23.652	23.813	7
	Kane, Jason	8	8	0							8

Car# 1	2	3	4	5	6	7	8	9	10
Collins	Villalobos	Berdelsen	Cancilla	Perez	Mennella	Vasan	Kane		
1. 1/23.250	2/24.038	3/24.616	5/25.415	4/25.346	7/28.145	6/26.423			
2. 1/23.712	2/23.327	3/23.682	5/27.379	4/23.489	6/25.404	7/31.353			
3. 2/26.108	3/26.611	1/24.200	4/25.185	6/30.773	5/25.692	7/25.062			
4. 2/25.391	1/23.845	3/27.439	4/24.936	5/24.313	6/27.765	7/32.374			
5. 2/24.053	1/24.364	3/23.149	4/24.922	5/24.434	6/25.432	7/25.738			
6. 2/23.796	1/23.005	3/24.598	4/24.371	5/25.179	6/24.634	7/24.959			
7. 2/23.968	1/23.204	3/23.205	5/25.678	4/24.351	6/25.419	7/25.019			
8. 2/23.781	1/23.752	3/23.917	5/24.887	4/23.439	6/24.696	7/25.703			
9. 2/23.862	1/23.672	3/24.422	5/27.657	4/24.832	6/24.871	7/25.084			
10. 3/26.313	1/23.615	2/24.343	6/29.371	4/24.434	5/26.146	7/25.082			
11. 3/24.304	1/23.116	2/24.073	6/28.545	4/23.930	5/24.582	7/26.720			
12. 3/23.918	1/23.504	2/23.260	6/23.883	4/22.950	5/25.093	7/25.089			
13. 3/24.755	2/29.927	1/23.683	6/31.907	4/23.869	5/25.731	7/27.481			
14. 3/23.494	2/23.591	1/23.670	6/24.714	4/24.062	5/25.265	7/24.916			
15. 2/24.879	1/24.070	3/29.100	6/24.929	4/23.840	5/24.862	7/24.392			
16. 2/24.028	1/23.036	3/23.308	7/35.523	4/23.870	5/24.982	6/30.243			
17. 3/26.497	1/23.827	2/25.010	7/27.083	4/30.552	5/30.907	6/25.369			
18. 3/24.664	1/23.672	2/24.185	6/24.842	4/23.686	5/25.016	7/30.496			
19. 3/24.455	1/24.260	2/24.270	6/23.637	4/23.611	5/25.897	7/24.587			
20. 2/23.851	1/23.755	3/29.011	6/24.401	4/23.793	5/25.672	7/24.785			
21. 2/24.167	1/23.409	3/23.258	7/26.092	4/23.490	5/32.599	6/24.407			
22. 2/25.238	1/23.951	3/23.618	7/38.999	4/23.880	5/26.815	6/24.642			
23. 3/32.509	1/23.885	2/23.484	7/23.250	4/30.425	5/24.319	6/24.367			
24. 4/27.898	1/29.032	2/23.209	7/24.113	3/24.361	5/24.576	6/24.118			
25. 4/24.614	1/23.572	2/22.758	7/23.472	3/25.436	5/25.144	6/25.395			
26. 4/23.923	1/23.513	2/22.930	7/24.673	3/23.990	5/26.946	6/24.424			
27. 4/25.789	1/23.391	2/24.348	7/23.834	3/23.826	5/23.925	6/25.675			
28. 4/23.407	1/23.965	2/22.858	7/24.748	3/26.013	5/25.788	6/25.058			
29. 3/23.519	1/24.669	2/23.806	7/24.620	4/27.098	5/25.725	6/27.581			
30. 3/23.674	1/23.559	2/25.155	7/25.106	4/23.635	5/24.993	6/23.493			
31. 3/23.264	1/23.306	2/24.087	7/24.124	4/22.823	5/24.306	6/23.292			
32. 4/30.358	1/23.080	2/23.317	7/24.251	3/24.796	5/25.084	6/24.929			
33. 4/24.888	1/22.409	2/22.832	7/31.170	3/24.788	5/24.166	6/32.648			
34. 4/23.347	1/23.170	2/29.771	7/23.935	3/23.020	5/25.048	6/25.580			
35. 3/24.029	1/22.829	2/23.652	6/23.406	4/28.432	5/24.957	7/37.978			
36. 3/25.135	1/25.232	2/27.222	6/24.521	4/27.940	5/25.585	7/26.214			
37. 4/29.149	1/23.588	2/24.488	6/24.283	3/23.938	5/25.828	7/26.531			
38. 3/25.189	1/22.848	5/86.381	6/27.617	2/26.319	4/25.800	7/26.610			
39. 3/26.877	1/23.046	5/24.442	6/25.622	2/24.734	4/24.942	7/24.267			
40. 3/24.147	1/23.978	5/22.486	6/23.801	2/24.824	4/24.782	7/26.280			
41. 3/23.488	1/23.335	5/23.702	6/24.907	2/23.452	4/24.153	7/27.086			
42. 3/24.475	1/23.199	5/22.786	6/24.295	2/23.933	4/24.708	7/25.558			
43. 3/24.024	1/23.408	5/22.948	6/33.156	2/24.176	4/27.085	7/24.626			
44. 2/30.948	1/24.330	3/23.890	6/23.625	5/73.093	4/31.929	7/27.020			
45. 2/23.679	1/23.517	3/24.250	6/25.937	5/23.673	4/24.867	7/24.381			
46. 2/24.406	1/23.346	3/22.508	6/31.347	5/36.533	4/29.328	7/24.669			
47. 2/24.063	1/31.273	3/23.354	7/29.824	5/26.363	4/24.320	6/25.328			
48. 2/29.290	1/24.278	3/23.043	7/24.033	5/23.878	4/24.037	6/24.444			
49. 2/30.086	1/23.045	3/23.286	7/25.525	5/23.052	4/24.450	6/24.613			

Car# 1	2	3	4	5	6	7	8	9	10
Collins	Villalobos	Berdelsen	Cancilla	Perez	Mennella	Vasan	Kane		
50.	2/24.004	1/25.273	3/23.007	7/24.405	5/22.518	4/24.312	6/24.309		
51.	2/26.330	1/25.700	3/23.307	7/25.015	5/23.076	4/24.302	6/25.364		
52.	2/23.961	1/23.406	3/22.951	7/24.123	5/25.713	4/24.729	6/25.235		
53.	2/24.370	1/23.119	3/23.502	6/23.505	5/23.332	4/26.098	7/37.316		
54.	2/27.915	1/22.900	3/29.318	6/23.977	5/24.331	4/26.338	7/27.756		
55.	2/23.398	1/24.098	3/23.446	6/24.179	5/24.097	4/24.335	7/28.146		
56.	2/23.521	1/23.902	3/23.265	6/30.320	5/27.557	4/24.658	7/24.937		
57.	2/24.366	1/24.117	3/23.150	6/23.956	5/23.234	4/27.952	7/24.417		
58.	2/24.225	1/25.243	3/23.996	6/23.872	5/22.704	4/24.120	7/25.637		
59.	2/27.677	1/24.649	3/25.519	6/25.557	5/23.950	4/24.183	7/24.273		
60.	2/22.966	1/23.668	3/23.184	6/26.511	5/23.049	4/24.950	7/25.166		
61.	2/23.747	1/22.990	3/24.518	6/26.188	5/25.650	4/25.391	7/25.011		
62.	2/23.238	1/23.004	3/22.506	6/24.182	5/40.271	4/27.929	7/32.376		
63.	3/27.760	1/23.319	2/22.802	6/27.311	5/28.518	4/26.941	7/24.803		
64.	3/24.219	1/23.484	2/24.637	6/38.443	5/31.959	4/30.618	7/23.784		
65.	2/25.279	1/23.166	3/29.040	6/29.164	5/28.286	4/24.766	7/24.495		
66.	3/30.763	1/22.896	2/22.877	7/26.273	5/24.695	4/24.502	6/23.857		
67.	3/24.166	1/23.679	2/23.861	7/26.850	5/28.631	4/23.822	6/24.774		
68.	3/23.305	1/25.835	2/24.309	7/25.496	4/23.292	5/51.616	6/25.890		
69.	3/23.572	1/23.610	2/23.389	7/26.388	4/25.074	5/24.008	6/24.122		
70.	3/23.734	1/29.372	2/23.304	7/28.397	5/27.688	4/24.239	6/32.251		
71.	3/24.918	1/23.428	2/25.387	7/29.068	5/23.311	4/24.282	6/23.723		
72.	3/23.659	1/23.117	2/24.281	7/23.260	4/23.045	5/24.806	6/24.093		
73.	2/23.201	1/23.660	3/28.957	7/23.492	4/22.872	5/23.501	6/23.429		
74.	2/23.207	1/24.925	3/22.287	7/27.357	5/32.161	4/24.070	6/24.177		
75.	2/23.041	1/23.681	3/22.468	7/24.270	5/25.258	4/23.835	6/23.919		
76.	2/22.933	1/23.733	3/26.415	7/29.904	5/28.654	4/23.698	6/27.850		
77.	2/24.321	1/24.426	3/22.947	7/24.960	5/23.664	4/24.918	6/25.679		
78.	2/23.731	1/23.341	3/26.901	7/27.328	5/23.246	4/25.762	6/24.742		
79.	2/26.379	1/22.875	3/23.191	7/26.672	5/23.230	4/24.611	6/29.869		
80.	2/23.438	1/24.231	3/22.573	7/26.080	5/30.417	4/24.869	6/26.221		
81.	2/23.118	1/23.541	3/22.897	7/23.597	5/23.718	4/24.939	6/26.989		
82.	3/28.646	1/22.845	2/25.077	7/30.804	5/23.946	4/24.902	6/24.373		
83.	3/24.746	1/23.219	2/23.126	7/33.381	5/23.854	4/24.401	6/27.517		
84.	3/26.514	1/23.041	2/23.724	7/27.700	5/26.107	4/25.207	6/24.491		
85.	3/24.256	1/24.176	2/23.868	7/25.018	5/29.048	4/31.005	6/25.024		
86.	3/24.259	1/23.188	2/23.333	7/23.634	5/23.445	4/24.297	6/24.720		
87.	3/24.073	1/23.202	2/28.890	7/28.409	5/23.071	4/24.225	6/33.031		
88.	3/36.092	1/23.255	2/22.607	7/23.856	5/23.626	4/24.474	6/23.810		
89.	3/24.393	1/24.241	2/23.396	7/24.516	5/24.194	4/23.639	6/34.494		
90.	3/26.836	1/23.852	2/23.637	6/24.590	5/24.483	4/26.104	7/33.336		
91.	3/23.209	1/23.499	2/31.086	6/24.450	5/29.003	4/24.702	7/26.061		
92.	3/24.047	1/26.584	2/23.000	6/24.155	5/23.417	4/25.015	7/24.164		
93.	3/29.112	1/30.778	2/24.536	6/23.573	5/23.684	4/24.700	7/26.116		
94.	3/24.333	1/23.337	2/23.923	6/23.705	5/22.989	4/24.144	7/25.606		
95.	3/23.976	1/29.478	2/23.979	6/23.765	5/23.855	4/23.829	7/23.429		
96.	3/22.909	1/23.191	2/28.784	6/27.115	5/28.568	4/25.876	7/24.699		
97.	3/24.254	1/23.994	2/24.672	6/25.626	5/22.746	4/25.360	7/25.663		
98.	3/23.682	1/29.799	2/23.210	6/22.935	5/22.744	4/27.042	7/28.179		
99.	3/23.035	1/24.462	2/28.141	6/26.168	5/29.973	4/24.277	7/24.495		
100	3/23.205	1/23.593	2/23.613	6/29.453	5/25.504	4/26.952	7/27.650		
101	3/23.218	1/23.947	2/24.429	6/24.652	5/26.489	4/24.568	7/25.709		
102	3/28.339	1/23.607	2/22.884	6/24.116	5/23.348	4/25.012	7/23.786		
103	3/26.330	1/24.138	2/23.437	6/24.079	5/23.317	4/24.305	7/36.450		
104	3/29.222	1/23.727	2/22.874	6/26.076	5/23.554	4/24.106			
105	3/24.303	1/22.953	2/25.146		5/24.051	4/25.237			
106	3/23.949	1/23.537	2/23.342		5/28.398	4/25.371			
107	3/23.122	1/23.570	2/23.680						
108	3/24.623	1/23.631	2/24.783						
109		1/23.057	2/26.513						
110		1/23.808							
111		1/22.677							
112		1/24.886							