



South Florida Off Road Championship Series Race 4

Ser#42318

Timing and Scoring by www.RCScoringPro.com

Sponsor	Driver Name	Car	Pos	Laps	Race Time	Behind	Fast Lap	Average Top 5	Top 10	Top 15	Q#
	Borkowicz, Dan	7	1	10	5:24.418		30.335	30.955	32.442		1
	paulk, johnathan	3	2	10	5:34.604	10.186	30.256	31.808	33.460		2
	Romani, Ron	4	3	9	5:03.276		32.155	32.587			3
	Gilbert, Nate	2	4	9	5:26.122	22.846	32.548	33.766			4
	Cooper, Jared	5	5	9	5:30.990	27.714	34.462	35.310			5
	Robles, Jose	6	6	9	5:32.028	28.752	34.413	35.057			6
	Large, James	9	7	8	5:01.788		34.301	35.957			7
	Honcho, Mke	8	8	8	5:01.858	0.070	35.477	36.408			8
	Friend, Joshua	1	9	6	5:03.053		25.752	47.558			9

Car# 1	2	3	4	5	6	7	8	9	10
Friend	Gilbert	paulk	Romani	Cooper	Robles	Borkowicz	Honcho	Large	
1. 9/53.807 6/5:22.8	3/33.342 9/5:00.0	2/33.279 10/5:32.8	4/34.257 9/5:08.3	6/35.256 9/5:17.3	5/34.664 9/5:11.9	1/30.956 10/5:09.6	7/36.700 9/5:30.3	8/38.751 8/5:10.0	
2. 9/25.752 8/5:18.2	3/33.943 9/5:02.7	2/32.977 10/5:31.3	5/37.353 9/5:22.2	7/38.749 9/5:33.0	4/34.729 9/5:12.2	1/30.836 10/5:08.9	6/35.477 9/5:24.8	8/35.757 9/5:35.2	
3. 9/56.863 7/5:18.3	3/32.548 10/5:32.7	2/31.933 10/5:27.2	4/32.768 9/5:13.1	8/37.739 9/5:35.2	5/35.695 9/5:15.2	1/30.335 10/5:07.0	7/38.029 9/5:30.6	6/35.019 9/5:28.5	
4. 9/49.238 7/5:24.9	4/41.642 9/5:18.3	2/30.256 10/5:21.1	3/32.155 9/5:07.1	6/36.263 9/5:33.0	5/42.285 9/5:31.5	1/31.887 10/5:10.0	7/38.672 9/5:34.9	8/40.721 8/5:00.5	
5. 9/65.264 6/5:01.1	4/36.612 9/5:20.5	2/33.826 10/5:24.5	3/33.305 9/5:05.7	6/36.375 9/5:31.8	5/35.783 9/5:29.6	1/30.892 10/5:09.8	7/36.841 9/5:34.2	8/36.938 9/5:36.9	
6. 9/52.129 6/5:03.0	4/36.943 9/5:22.5	2/30.597 10/5:21.4	3/32.163 9/5:03.0	5/34.462 9/5:28.2	8/38.444 9/5:32.3	1/32.178 10/5:11.8	6/35.581 9/5:31.9	7/34.301 9/5:32.2	
7.	5/42.094 9/5:30.5	2/37.418 10/5:28.9	3/33.253 9/5:02.4	8/41.576 9/5:34.8	4/34.413 9/5:29.1	1/33.389 10/5:14.9	6/37.439 9/5:32.6	7/37.771 9/5:33.3	
8.	4/32.884 9/5:26.2	2/33.389 10/5:29.6	3/32.597 9/5:01.3	6/35.161 9/5:32.5	5/36.353 9/5:28.9	1/37.365 10/5:22.2	8/43.119 8/5:01.8	7/42.530 8/5:01.7	
9.	4/36.114 9/5:26.1	2/33.358 10/5:30.0	3/35.425 9/5:03.2	5/35.409 9/5:30.9	6/39.662 9/5:32.0	1/31.756 10/5:21.7			
10.		2/37.571 9/5:01.1				1/34.824 10/5:24.4			

2wd Stock

Round 1


Top Qualifier is Borkowicz, Dan 10/5: 24.418 (Rnd 1)

2

South Florida Off Road Championship Series Race 4

Ser#42318

Timing and Scoring by www.RCScorePro.com

Sponsor	Driver Name	Car	Pos	Laps	Race Time	Behind	Fast Lap	Average Top 5	Top 10	Top 15	Q#
	Kranz, Jeff	7	1	10	5:21.551		31.351	31.764	32.155		1
	Allen, Tom	2	2	10	5:24.660	3.109	31.143	31.237	32.466		3
	Everett, Erik	6	3	10	5:26.245	4.694	30.666	31.036	32.625		4
	Carlson, Glenn	9	4	9	5:03.894		31.568	32.055			7
	Dionese, Tommy	4	5	9	5:08.379	4.485	30.893	33.044			8
	OConnell, Denis	8	6	9	5:09.827	5.933	31.935	32.957			9
	Blankenbicker, Patrick	1	7	8	5:41.285		39.940	41.537			15
	Friend, Zachary	3	8	5	5:26.629		49.123	65.326			17
	Iler, David	5	9	0							18

Car# 1	2	3	4	5	6	7	8	9	10
Blankenbicker	Allen	Friend	Dionese	Iler	Everett	Kranz	OConnell	Carlson	
1. 7/42.830 8/5:42.6	1/31.498 10/5:15.0	8/56.925 6/5:41.5	6/33.733 9/5:03.5		2/31.932 10/5:19.3	3/32.399 10/5:24.0	4/33.488 9/5:01.4	5/33.662 9/5:02.9	
2. 7/41.550 8/5:37.5	1/31.269 10/5:13.8	8/60.882 6/5:53.4	5/34.272 9/5:06.0		2/31.336 10/5:16.3	3/31.380 10/5:18.8	6/37.456 9/5:19.2	4/33.343 9/5:01.5	
3. 7/42.075 8/5:37.1	1/32.322 10/5:16.9	8/49.123 6/5:33.8	5/33.014 9/5:03.0		4/35.412 10/5:28.9	2/31.886 10/5:18.8	6/33.023 9/5:11.9	3/31.568 10/5:28.5	
4. 7/47.718 7/5:04.7	2/34.106 10/5:22.9	8/102.386 5/5:36.6	5/30.893 10/5:29.7		3/31.640 10/5:25.7	1/32.090 10/5:19.3	6/33.146 9/5:08.4	4/32.695 10/5:28.1	
5. 7/39.940 8/5:42.5	3/33.038 10/5:24.4	8/57.313 5/5:26.6	4/33.309 10/5:30.4		2/30.780 10/5:22.1	1/32.657 10/5:20.8	5/31.935 9/5:04.2	6/40.122 9/5:08.5	
6. 7/41.582 8/5:40.9	3/31.230 10/5:22.4		4/36.782 9/5:03.0		2/30.666 10/5:19.6	1/31.351 10/5:19.5	6/39.920 9/5:13.4	5/31.751 9/5:04.7	
7. 7/42.539 8/5:40.8	3/37.512 10/5:29.9		4/35.559 9/5:05.4		1/30.756 10/5:17.8	2/32.786 10/5:20.7	6/34.180 9/5:12.6	5/36.491 9/5:08.0	
8. 7/43.051 8/5:41.2	3/31.143 10/5:27.6		4/34.357 9/5:05.9		1/34.061 10/5:20.7	2/32.112 10/5:20.8	6/33.235 9/5:10.9	5/32.430 9/5:06.0	
9.	2/31.389 10/5:26.1		5/36.460 9/5:08.3		3/37.350 10/5:26.5	1/32.185 10/5:20.9	6/33.444 9/5:09.8	4/31.832 9/5:03.8	
10.	2/31.153 10/5:24.6				3/32.312 10/5:26.2	1/32.705 10/5:21.5			

Top Qualifiers	Qual#	Laps	Race Time (Difference)	Round	Race	Pos in Race	Fast Lap
Kranz, Jeff	1	10	5:21.551	1	2	1	31.351
Borkowicz, Dan	2	10	5:24.418 2.867	1	1	1	30.335
Allen, Tom	3	10	5:24.660 0.242	1	2	2	31.143
Everett, Erik	4	10	5:26.245 1.585	1	2	3	30.666
paulk, johnathan	5	10	5:34.604 8.359	1	1	2	30.256
Romani, Ron	6	9	5:03.276	1	1	3	32.155
Carlson, Glenn	7	9	5:03.894 0.618	1	2	4	31.568
Dionese, Tommy	8	9	5:08.379 4.485	1	2	5	30.893
OConnell, Denis	9	9	5:09.827 1.448	1	2	6	31.935
Gilbert, Nate	10	9	5:26.122 16.29	1	1	4	32.548

2wd Stock

Round 1



Top Qualifier is Kranz, Jeff 10/5: 21.551 (Rnd 1)

3

South Florida Off Road Championship Series Race 4

Ser#42318

Timing and Scoring by www.RCScoringPro.com

Sponsor	Driver Name	Car	Pos	Laps	Race Time	Behind	Fast Lap	Average Top 5	Top 10	Top 15	Q#
	Kepple, Matthew	1	1	9	5:01.349		31.642	31.997			6
	Buckley, Brian	2	2	9	5:02.478	1.129	32.085	32.988			7
	Chavez, Daniel	4	3	9	5:16.525	15.176	31.855	32.922			12
	Lee, Pak	9	4	9	5:18.684	17.335	33.077	34.127			13
	Davis, Bill	3	5	9	5:19.434	18.085	32.505	33.787			14
	Eich, Dustin	7	6	9	5:29.252	27.903	34.044	35.664			16
	Large, Scott	8	7	9	5:41.113	39.764	34.943	36.496			19
	Kepple, Ethan	6	8	7	5:02.078		38.107	40.428			23
	Diaz, Reuben	5	9	0							26

Car#	1	2	3	4	5	6	7	8	9	10
	Kepple	Buckley	Davis	Chavez	Diaz	Kepple	Eich	Large	Lee	
1.	1/32.267 10/5:22.7	2/33.224 10/5:32.1	3/34.631 9/5:11.6	4/35.979 9/5:23.8		7/38.107 8/5:04.8	6/36.731 9/5:30.5	8/38.282 8/5:06.2	5/36.125 9/5:25.0	
2.	1/32.313 10/5:22.8	2/32.645 10/5:29.3	4/35.300 9/5:14.6	3/31.855 9/5:05.2		8/41.673 8/5:19.1	6/36.279 9/5:28.5	7/37.540 8/5:03.2	5/34.131 9/5:16.1	
3.	1/32.397 10/5:23.2	2/35.940 9/5:05.4	4/38.391 9/5:24.9	6/44.287 9/5:36.3		8/40.360 8/5:20.3	5/35.948 9/5:26.8	7/37.851 8/5:03.1	3/37.275 9/5:22.5	
4.	1/38.586 9/5:05.0	2/33.817 9/5:05.1	3/34.437 9/5:21.2	5/32.660 9/5:25.7		8/56.304 7/5:08.7	6/36.030 9/5:26.2	7/34.943 9/5:34.3	4/36.295 9/5:23.6	
5.	2/35.637 9/5:08.1	1/33.698 9/5:04.7	3/32.875 9/5:16.1	4/34.053 9/5:21.8		8/40.479 7/5:03.6	6/38.645 9/5:30.5	7/37.219 9/5:34.4	5/38.352 9/5:27.9	
6.	2/31.642 9/5:04.2	1/32.085 9/5:02.1	3/32.505 9/5:12.2	4/35.144 9/5:20.9		8/41.521 7/5:01.5	6/34.044 9/5:26.5	7/35.941 9/5:32.6	5/34.078 9/5:24.3	
7.	2/34.744 9/5:05.4	1/33.472 9/5:01.9	4/40.631 9/5:19.8	3/33.717 9/5:18.4		8/43.634 7/5:02.0	6/36.982 9/5:27.4	7/36.837 9/5:32.4	5/33.357 9/5:20.9	
8.	2/31.691 9/5:02.9	1/33.516 9/5:01.9	4/36.175 9/5:20.5	3/32.323 9/5:15.0			6/36.021 9/5:27.0	7/39.270 9/5:35.1	5/35.994 9/5:21.3	
9.	1/32.072 9/5:01.3	2/34.081 9/5:02.4	5/34.489 9/5:19.4	3/36.507 9/5:16.5			6/38.572 9/5:29.2	7/43.230 8/5:03.2	4/33.077 9/5:18.6	

Top Qualifiers	Qual#	Laps	Race Time (Difference)	Round	Race	Pos in Race	Fast Lap
Kranz, Jeff	1	10	5:21.551	1	2	1	31.351
Borkowicz, Dan	2	10	5:24.418 2.867	1	1	1	30.335
Allen, Tom	3	10	5:24.660 0.242	1	2	2	31.143
Everett, Erik	4	10	5:26.245 1.585	1	2	3	30.666
paulk, johnathan	5	10	5:34.604 8.359	1	1	2	30.256
Kepple, Matthew	6	9	5:01.349	1	3	1	31.642
Buckley, Brian	7	9	5:02.478 1.129	1	3	2	32.085
Romani, Ron	8	9	5:03.276 0.798	1	1	3	32.155
Carlson, Glenn	9	9	5:03.894 0.618	1	2	4	31.568
Dionese, Tommy	10	9	5:08.379 4.485	1	2	5	30.893

South Florida Off Road Championship Series Race 4

Ser#42318

Timing and Scoring by www.RCScoringPro.com

Sponsor	Driver Name	Car	Pos	Laps	Race Time	Behind	Fast Lap	Average Top 5	Top 10	Top 15	Q#
	Borkowicz, Daimon	6	1	11	5:20.412		28.225	28.520	28.953		1
	Applegate, Mke	3	2	11	5:27.367	6.955	28.541	28.917	29.382		2
	Viesins, Christopher	9	3	10	5:01.489		28.928	29.583	30.149		3
	Hazbun, Richard	4	4	10	5:10.475	8.986	29.173	29.730	31.048		4
	Worthington, Glenn	5	5	10	5:10.617	9.128	30.150	30.405	31.062		5
	Carlson, Glenn	1	6	10	5:19.327	17.838	30.394	30.936	31.933		6
	Neddeff, Matt	8	7	10	5:30.051	28.562	31.554	32.200	33.005		7
	Phillipps, Brian	7	8	9	5:08.978		31.216	32.393			8
	Mntiel, Christian	2	9	9	5:16.983	8.005	33.575	34.177			9

Car#	1	2	3	4	5	6	7	8	9	10
	Carlson	Montiel	Applegate	Hazbun	Worthington	Borkowicz	Phillipps	Neddeff	Viesins	
1.	8/36.055 9/5:24.4	7/35.397 9/5:18.5	1/29.273 11/5:21.9	5/34.815 9/5:13.2	4/30.432 10/5:04.3	2/29.849 11/5:28.3	9/36.965 9/5:32.7	6/35.256 9/5:17.3	3/30.010 10/5:00.1	
2.	6/31.170 9/5:02.4	9/37.397 9/5:27.5	1/29.241 11/5:21.8	5/31.005 10/5:29.0	4/31.776 10/5:11.0	3/29.243 11/5:24.9	8/31.216 9/5:06.8	7/32.720 9/5:05.9	2/28.928 11/5:24.1	
3.	5/31.177 10/5:28.0	9/37.257 9/5:30.1	1/28.541 11/5:19.1	6/32.871 10/5:28.9	4/33.864 10/5:20.2	2/28.467 11/5:21.0	7/32.248 9/5:01.2	8/32.530 9/5:01.5	3/30.433 11/5:27.6	
4.	6/32.219 10/5:26.5	9/33.575 9/5:23.1	2/29.512 11/5:20.5	5/29.605 10/5:20.7	4/30.686 10/5:16.9	1/28.313 11/5:18.6	8/35.195 9/5:05.1	7/31.554 10/5:30.1	3/29.275 11/5:26.2	
5.	6/30.969 10/5:23.1	9/35.894 9/5:23.1	2/28.980 11/5:20.2	5/29.883 10/5:16.3	4/30.345 10/5:14.1	1/29.029 11/5:18.7	8/31.952 9/5:01.6	7/32.424 10/5:28.9	3/30.042 11/5:27.1	
6.	6/31.541 10/5:21.8	9/34.094 9/5:20.4	2/28.592 11/5:19.2	5/30.493 10/5:14.4	4/30.442 10/5:12.5	1/28.758 11/5:18.3	8/38.146 9/5:08.5	7/33.430 10/5:29.8	3/29.971 11/5:27.5	
7.	6/33.302 10/5:23.4	9/33.690 9/5:17.9	2/31.546 11/5:23.2	5/32.642 10/5:16.1	4/30.150 10/5:11.0	1/28.835 11/5:18.1	8/35.585 9/5:10.2	7/32.862 10/5:29.6	3/31.359 10/5:00.0	
8.	6/30.394 10/5:21.0	9/35.549 9/5:18.2	2/33.551 11/5:28.9	5/30.041 10/5:14.1	4/30.656 10/5:10.4	1/28.225 11/5:17.2	8/31.353 9/5:06.7	7/31.770 10/5:28.1	3/30.783 10/5:01.0	
9.	6/31.530 10/5:20.3	9/34.130 9/5:16.9	2/29.231 11/5:28.1	5/29.173 10/5:11.6	4/31.273 10/5:10.6	1/30.886 11/5:19.7	8/36.318 9/5:08.9	7/32.894 10/5:28.2	3/29.730 10/5:00.5	
10.	6/30.970 10/5:19.3		2/29.267 11/5:27.5	4/29.947 10/5:10.4	5/30.993 10/5:10.6	1/29.094 11/5:19.7		7/34.611 10/5:30.0	3/30.958 10/5:01.4	
11.			2/29.633 11/5:27.3			1/29.713 11/5:20.4				

Top Qualifiers	Qual#	Laps	Race Time (Difference)	Round	Race	Pos in Race	Fast Lap
Borkowicz, Daimon	1	11	5:20.412	1	4	1	28.225
Applegate, Mike	2	11	5:27.367 6.955	1	4	2	28.541
Viesins, Christopher	3	10	5:01.489	1	4	3	28.928
Hazbun, Richard	4	10	5:10.475 8.986	1	4	4	29.173
Worthington, Glenn	5	10	5:10.617 0.142	1	4	5	30.150
Carlson, Glenn	6	10	5:19.327 8.710	1	4	6	30.394
Neddeff, Matt	7	10	5:30.051 10.72	1	4	7	31.554
Phillipps, Brian	8	9	5:08.978	1	4	8	31.216
Mntiel, Christian	9	9	5:16.983 8.005	1	4	9	33.575

Top Qualifier is Borkowicz, Daimon 11/5: 20.412 (Rnd 1)



South Florida Off Road Championship Series Race 4

Ser#42318

Timing and Scoring by www.RCScorePro.com

Sponsor	Driver Name	Car	Pos	Laps	Race Time	Behind	Fast Lap	Average Top 5	Top 10	Top 15	Q#
	Lopez, Jader	6	1	11	5:29.395		28.152	28.697	29.596		3
	Rios, Ryan	3	2	10	5:07.123		29.753	30.033	30.712		5
	Jordao, Ricardo	7	3	10	5:10.095	2.972	29.277	29.815	31.010		6
	Taylor, Dan	2	4	10	5:39.012	31.889	31.122	32.229	33.901		11
	Cabre, Collin	5	5	9	5:00.156		30.280	30.954			12
	Janos `Lazi` Lazar	8	6	9	5:03.145	2.989	30.396	31.389			13
	Phillipps, Kyle	1	7	9	5:10.110	9.954	30.679	32.738			15
	Rodriguez, Felipe	4	8	9	5:20.229	20.073	33.603	34.338			17

Car# 1	2	3	4	5	6	7	8	9	10
Phillipps	Taylor	Rios	Rodriguez	Cabre	Lopez	Jordao	nos `Lazi` Laz		
1. 4/32.409 10/5:24.0	5/32.457 10/5:24.6	2/30.648 10/5:06.5	8/37.848 8/5:02.8	7/37.200 9/5:34.8	1/29.357 11/5:22.9	3/31.369 10/5:13.6	6/33.975 9/5:05.8		
2. 6/33.906 10/5:31.5	5/32.336 10/5:23.9	2/30.163 10/5:04.0	8/35.499 9/5:30.0	7/31.095 9/5:07.3	1/28.913 11/5:20.4	3/32.714 10/5:20.3	4/30.396 10/5:21.8		
3. 7/38.353 9/5:14.0	4/33.642 10/5:28.1	2/32.379 10/5:10.6	8/34.349 9/5:23.0	6/34.254 9/5:07.6	1/29.745 11/5:22.7	3/33.383 10/5:24.9	5/37.298 9/5:05.0		
4. 7/33.762 9/5:11.4	4/32.235 10/5:26.6	2/29.942 10/5:07.8	8/37.371 9/5:26.4	5/30.718 10/5:33.1	1/28.525 11/5:20.4	3/29.505 10/5:17.4	6/32.097 9/5:00.9		
5. 7/36.992 9/5:15.7	4/31.122 10/5:23.5	2/31.098 10/5:08.4	8/36.666 9/5:27.1	6/36.768 9/5:06.0	1/31.137 11/5:24.8	3/30.341 10/5:14.6	5/32.028 10/5:31.5		
6. 7/32.933 9/5:12.5	4/36.619 10/5:30.6	2/29.894 10/5:06.8	8/34.505 9/5:24.3	6/32.242 9/5:03.4	1/28.859 11/5:23.6	3/29.756 10/5:11.7	5/34.993 9/5:01.1		
7. 7/34.327 9/5:12.0	4/32.995 10/5:30.5	2/31.772 10/5:08.4	8/36.654 9/5:25.1	6/30.280 10/5:32.2	1/29.038 11/5:23.0	3/29.277 10/5:09.0	5/31.432 10/5:31.7		
8. 7/30.679 9/5:07.5	6/34.500 10/5:32.3	2/29.753 10/5:07.0	8/33.603 9/5:22.3	4/30.436 10/5:28.7	1/32.081 11/5:26.7	3/31.416 10/5:09.6	5/30.991 10/5:29.0		
9. 7/36.749 9/5:10.1	4/33.850 10/5:33.0	2/31.062 10/5:07.4	8/33.734 9/5:20.2	5/37.163 9/5:00.1	1/30.155 11/5:27.3	3/32.136 10/5:11.0	6/39.935 9/5:03.1		
10.	4/39.256 9/5:05.1	2/30.412 10/5:07.1			1/28.152 11/5:25.5	3/30.198 10/5:10.1			
11.					1/33.433 11/5:29.3				

Top Qualifiers	Qual#	Laps	Race Time (Difference)	Round	Race	Pos in Race	Fast Lap
Borkowicz, Daimon	1	11	5:20.412	1	4	1	28.225
Applegate, Mike	2	11	5:27.367 6.955	1	4	2	28.541
Lopez, Jader	3	11	5:29.395 2.028	1	5	1	28.152
Viesins, Christopher	4	10	5:01.489	1	4	3	28.928
Rios, Ryan	5	10	5:07.123 5.634	1	5	2	29.753
Jordao, Ricardo	6	10	5:10.095 2.972	1	5	3	29.277
Hazbun, Richard	7	10	5:10.475 0.380	1	4	4	29.173
Worthington, Glenn	8	10	5:10.617 0.142	1	4	5	30.150
Carlson, Glenn	9	10	5:19.327 8.710	1	4	6	30.394
Neddeff, Matt	10	10	5:30.051 10.72	1	4	7	31.554



South Florida Off Road Championship Series Race 4

Ser#42318

Timing and Scoring by www.RCScoringPro.com

Sponsor	Driver Name	Car	Pos	Laps	Race Time	Behind	Fast Lap	Average Top 5	Top 10	Top 15	Q#
	Borkowicz, Daimon	3	1	11	5:20.235		27.616	28.034	28.954		1
	Applegate, Mke	1	2	10	5:03.104		29.000	29.605	30.310		2
	paulk, johnathan	5	3	10	5:12.364	9.260	30.223	30.635	31.236		3
	Borkowicz, Dan	4	4	10	5:14.007	10.903	29.037	30.138	31.401		4
	Everett, Erik	2	5	10	5:19.775	16.671	30.514	30.707	31.978		5
	Kranz, Jeff	6	6	10	5:28.601	25.497	31.203	31.906	32.860		6
	Viesens, Ron	7	7	9	5:47.008		33.797	35.432			7

Car#	1	2	3	4	5	6	7	8	9	10
	Applegate	Everett	Borkowicz	Borkowicz	paulk	Kranz	Viesens			
1.	2/30.048 10/5:00.5	3/30.514 10/5:05.1	1/28.180 11/5:09.9	4/30.700 10/5:07.0	6/32.590 10/5:25.9	5/32.142 10/5:21.3	7/37.017 9/5:33.1			
2.	2/29.884 11/5:29.6	3/30.862 10/5:06.9	1/27.865 11/5:08.2	4/32.335 10/5:15.1	5/30.773 10/5:16.8	6/33.287 10/5:27.1	7/42.132 8/5:16.6			
3.	2/29.418 11/5:27.6	5/35.171 10/5:21.8	1/30.149 11/5:16.0	3/30.359 10/5:11.3	4/30.783 10/5:13.8	6/33.778 10/5:30.6	7/35.552 8/5:05.8			
4.	2/29.834 11/5:27.7	5/30.952 10/5:18.7	1/28.476 11/5:15.3	4/33.798 10/5:17.9	3/30.694 10/5:12.1	6/33.197 10/5:31.0	7/41.805 8/5:13.0			
5.	2/30.194 11/5:28.6	5/32.083 10/5:19.1	1/30.289 11/5:18.9	4/30.426 10/5:15.2	3/32.224 10/5:14.1	6/32.636 10/5:30.0	7/34.025 8/5:04.8			
6.	2/29.000 11/5:27.0	5/30.761 10/5:17.2	1/30.692 11/5:22.0	3/29.037 10/5:11.1	4/30.223 10/5:12.1	6/31.725 10/5:27.9	7/37.350 8/5:03.8			
7.	2/29.891 11/5:27.2	5/37.041 10/5:24.8	1/28.033 11/5:20.0	3/30.706 10/5:10.5	4/32.447 10/5:13.8	6/32.797 10/5:27.9	7/33.797 9/5:36.4			
8.	2/30.019 11/5:27.6	5/30.991 10/5:22.9	1/27.616 11/5:18.0	3/30.166 10/5:09.4	4/30.701 10/5:13.0	6/31.822 10/5:26.7	7/36.771 9/5:35.7			
9.	2/32.743 10/5:01.1	5/30.600 10/5:21.0	1/30.388 11/5:19.8	3/31.796 10/5:10.3	4/31.035 10/5:12.7	6/31.203 10/5:25.0	7/48.559 8/5:08.4			
10.	2/32.073 10/5:03.1	5/30.800 10/5:19.7	1/28.480 11/5:19.1	4/34.684 10/5:14.0	3/30.894 10/5:12.3	6/36.014 10/5:28.6				
11.			1/30.067 11/5:20.2							

Top Qualifiers	Qual#	Laps	Race Time (Difference)	Round	Race	Pos in Race	Fast Lap
Borkowicz, Daimon	1	11	5:20.235	1	6	1	27.616
Applegate, Mike	2	10	5:03.104	1	6	2	29.000
paulk, johnathan	3	10	5:12.364	9.260	1	6	30.223
Borkowicz, Dan	4	10	5:14.007	1.643	1	6	29.037
Everett, Erik	5	10	5:19.775	5.768	1	6	30.514
Kranz, Jeff	6	10	5:28.601	8.826	1	6	31.203
Viesens, Ron	7	9	5:47.008		1	6	33.797

Mod Truck

Round 1

Top Qualifier is Borkowicz, Daimon 11/5:20.235 (Rnd 1)



South Florida Off Road Championship Series Race 4

Ser#42318

Timing and Scoring by www.RCScoringPro.com

Sponsor	Driver Name	Car	Pos	Laps	Race Time	Behind	Fast Lap	Average Top 5	Top 10	Top 15	Q#
	Carlson, Glenn	6	1	10	5:28.091		31.097	31.673	32.809		6
	Davis, Bill	3	2	10	5:28.285	0.194	30.221	31.682	32.829		7
	Dionese, Tommy	1	3	9	5:25.333		33.048	34.154			9
	Montiel, Christian	5	4	5	3:17.638		33.020	39.528			11
	Worthington, Glenn	2	5	2	1:09.784		34.613				12
	Taylor, Dan	4	6	0							13

Car# 1	2	3	4	5	6	7	8	9	10
Dionese	Worthington	Davis	Taylor	Montiel	Carlson				
1. 5/37.825 8/5:02.6	4/35.171 9/5:16.5	2/33.481 9/5:01.3		3/34.568 9/5:11.1	1/33.245 10/5:32.4				
2. 4/39.833 8/5:10.6	3/34.613 9/5:14.0	2/34.543 9/5:06.0		5/47.184 8/5:27.0	1/32.700 10/5:29.6				
3. 3/34.822 9/5:37.4		2/30.221 10/5:27.5		4/37.210 8/5:17.2	1/31.635 10/5:25.2				
4. 4/40.798 8/5:06.5		2/35.318 9/5:00.5		3/33.020 8/5:03.9	1/32.639 10/5:25.5				
5. 3/36.109 8/5:03.0		2/32.323 10/5:31.7		4/45.656 8/5:16.2	1/31.860 10/5:24.1				
6. 3/33.048 9/5:33.6		2/32.096 10/5:29.9			1/32.282 10/5:23.9				
7. 3/34.898 9/5:30.8		2/31.746 10/5:28.1			1/32.052 10/5:23.4				
8. 3/33.523 9/5:27.2		2/33.614 10/5:29.1			1/31.097 10/5:21.8				
9. 3/34.477 9/5:25.3		2/32.921 10/5:29.1			1/31.723 10/5:21.3				
10.		2/32.022 10/5:28.2			1/38.858 10/5:28.0				

Top Qualifiers	Qual#	Laps	Race Time (Difference)		Round	Race	Pos in Race	Fast Lap
Borkowicz, Daimon	1	11	5:20.235		1	6	1	27.616
Applegate, Mike	2	10	5:03.104		1	6	2	29.000
paulk, johnathan	3	10	5:12.364	9.260	1	6	3	30.223
Borkowicz, Dan	4	10	5:14.007	1.643	1	6	4	29.037
Everett, Erik	5	10	5:19.775	5.768	1	6	5	30.514
Carlson, Glenn	6	10	5:28.091	8.316	1	7	1	31.097
Davis, Bill	7	10	5:28.285	0.194	1	7	2	30.221
Kranz, Jeff	8	10	5:28.601	0.316	1	6	6	31.203
Dionese, Tommy	9	9	5:25.333		1	7	3	33.048
Viesens, Ron	10	9	5:47.008	21.67	1	6	7	33.797



South Florida Off Road Championship Series Race 4

Ser#42318

Timing and Scoring by www.RCScoringPro.com

Sponsor	Driver Name	Car	Pos	Laps	Race Time	Behind	Fast Lap	Average Top 5	Top 10	Top 15	Q#
	Lopez, Jader	2	1	11	5:05.474		26.098	26.420	27.307		1
	Phillipps, Brian	1	2	11	5:10.484	5.010	26.949	27.460	27.893		2
	Romani, Ron	7	3	11	5:25.127	19.653	27.790	28.048	29.233		3
	Eich, Dustin	4	4	10	5:00.302		28.309	28.693	30.030		4
	Butera, Gavin "The Hammer"	3	5	10	5:21.628	21.326	29.802	30.578	32.163		5
	Mato, Jose	9	6	10	5:28.356	28.054	30.082	31.002	32.836		6
	Lee, Pak	8	7	10	5:29.660	29.358	29.638	31.062	32.966		7
	Gilbert, Nate	6	8	9	5:06.763		31.986	32.558			8
	Intravia, Chris	5	9	6	2:45.573		26.719	26.995			9

Car#	1	2	3	4	5	6	7	8	9	10
	Phillipps	Lopez	Butera	Eich	Intravia	Gilbert	Romani	Lee	Mato	
1.	6/31.551 10/5:15.5	1/26.347 12/5:16.2	5/29.802 11/5:27.8	3/28.627 11/5:14.9	2/26.719 12/5:20.6	8/34.793 9/5:13.1	4/28.651 11/5:15.1	7/32.695 10/5:27.0	9/36.210 9/5:25.8	
2.	4/28.772 10/5:01.6	3/30.425 11/5:12.2	5/31.997 10/5:09.0	6/35.144 10/5:18.8	1/26.817 12/5:21.2	8/33.924 9/5:09.2	2/27.790 11/5:10.4	9/37.511 9/5:15.9	7/31.609 9/5:05.1	
3.	3/27.814 11/5:23.1	2/26.629 11/5:05.8	6/34.576 10/5:21.2	5/31.008 10/5:15.9	1/26.919 12/5:21.8	8/32.275 9/5:02.9	4/32.802 11/5:27.2	9/30.913 9/5:03.3	7/32.554 9/5:01.1	
4.	3/28.052 11/5:19.5	2/32.408 11/5:18.4	6/30.007 10/5:15.9	5/30.764 10/5:13.8	1/30.600 11/5:05.4	9/37.868 9/5:12.4	4/29.377 11/5:26.2	8/32.079 10/5:33.0	7/31.215 10/5:28.9	
5.	3/28.738 11/5:18.8	2/26.098 11/5:12.2	6/34.344 10/5:21.4	5/28.519 10/5:08.1	1/27.714 11/5:05.2	9/32.131 9/5:07.7	4/32.355 10/5:01.9	7/29.638 10/5:25.6	8/33.186 10/5:29.5	
6.	3/27.928 11/5:16.8	2/28.584 11/5:12.5	6/30.359 10/5:18.4	5/30.007 10/5:06.7	1/26.804 11/5:03.5	9/31.986 9/5:04.4	4/29.522 10/5:00.8	7/34.086 10/5:28.1	8/33.268 10/5:30.0	
7.	2/26.949 11/5:13.9	1/27.061 11/5:10.4	5/30.725 10/5:16.8	4/29.913 10/5:05.6		8/34.365 9/5:05.1	3/28.106 11/5:27.8	7/35.089 10/5:31.4	6/30.082 10/5:25.8	
8.	2/28.143 11/5:13.4	1/27.389 11/5:09.2	5/32.930 10/5:18.4	4/28.860 10/5:03.5		8/32.475 9/5:03.5	3/28.188 11/5:25.5	7/30.410 10/5:28.0	6/31.080 10/5:24.0	
9.	2/27.361 11/5:12.0	1/26.350 11/5:07.1	5/33.426 10/5:20.1	4/29.151 10/5:02.2		8/36.946 9/5:06.7	3/27.919 11/5:23.5	7/34.971 10/5:30.4	6/31.024 10/5:22.4	
10.	2/27.595 11/5:11.1	1/27.506 11/5:06.6	5/33.462 10/5:21.6	4/28.309 10/5:00.3			3/32.182 11/5:26.5	7/32.268 10/5:29.6	6/38.128 10/5:28.3	
11.	2/27.581 11/5:10.4	1/26.677 11/5:05.4					3/28.235 11/5:25.1			

Top Qualifiers	Qual#	Laps	Race Time (Difference)		Round	Race	Pos in Race	Fast Lap
Lopez, Jader	1	11	5:05.474		1	8	1	26.098
Phillipps, Brian	2	11	5:10.484	5.010	1	8	2	26.949
Romani, Ron	3	11	5:25.127	14.64	1	8	3	27.790
Eich, Dustin	4	10	5:00.302		1	8	4	28.309
Butera, Gavin "The Hammer"	5	10	5:21.628	21.32	1	8	5	29.802
Mato, Jose	6	10	5:28.356	6.728	1	8	6	30.082
Lee, Pak	7	10	5:29.660	1.304	1	8	7	29.638
Gilbert, Nate	8	9	5:06.763		1	8	8	31.986
Intravia, Chris	9	6	2:45.573		1	8	9	26.719

Top Qualifier is Lopez, Jader 11/5:05.474 (Rnd 1)



South Florida Off Road Championship Series Race 4

Ser#42318

Timing and Scoring by www.RCScorePro.com

Sponsor	Driver Name	Car	Pos	Laps	Race Time	Behind	Fast Lap	Average Top 5	Top 10	Top 15	Q#
	Janos `Lazi` Lazar	8	1	12	5:27.540		26.769	26.845	27.175		1
	Montiel, Christian	5	2	11	5:27.198		27.692	28.115	29.222		5
	Neddeff, Matt	1	3	10	5:00.240		28.248	28.754	30.024		6
	Dionese, Tommy	6	4	10	5:03.524	3.284	27.045	28.294	30.352		8
	Carlson, Glenn	4	5	10	5:16.462	16.222	29.201	29.684	31.646		9
	Robles, Jose	2	6	10	5:32.840	32.600	30.967	31.854	33.284		13
	Phillipps, Kyle	3	7	8	4:49.556		27.860	29.049			15
	Blankenbicker, Patrick	7	8	0							17

Car# 1	2	3	4	5	6	7	8	9	10
Neddeff	Robles	Phillipps	Carlson	Montiel	Dionese	Blankenbicker nos	`Lazi` Laz		
1. 2/29.025 11/5:19.2	7/33.133 10/5:31.3	5/29.944 11/5:29.3	4/29.699 11/5:26.6	3/29.447 11/5:23.9	6/30.260 10/5:02.6		1/27.288 11/5:00.1		
2. 5/33.793 10/5:14.1	6/35.941 9/5:10.8	7/59.230 7/5:12.0	4/29.873 11/5:27.6	2/29.553 11/5:24.5	3/29.067 11/5:26.3		1/26.807 12/5:24.5		
3. 4/29.878 10/5:09.0	6/33.817 9/5:08.6	7/28.353 8/5:13.4	3/29.874 11/5:27.9	5/34.975 10/5:13.2	2/28.524 11/5:22.1		1/26.904 12/5:24.0		
4. 3/28.361 10/5:02.6	6/33.077 9/5:05.9	7/29.750 9/5:31.3	5/36.790 10/5:15.5	4/27.727 10/5:04.2	2/28.150 11/5:19.0		1/27.759 12/5:26.2		
5. 2/28.248 11/5:28.4	6/31.153 9/5:00.8	7/33.599 9/5:25.5	5/29.771 10/5:12.0	4/30.748 10/5:04.8	3/34.379 10/5:00.7		1/26.895 12/5:25.5		
6. 3/33.549 10/5:04.7	6/31.434 10/5:30.9	7/29.340 9/5:15.3	5/35.669 10/5:19.4	4/32.931 10/5:08.9	2/27.045 11/5:25.2		1/27.986 11/5:00.0		
7. 3/29.292 10/5:03.0	6/32.638 10/5:30.2	7/27.860 9/5:06.1	5/29.950 10/5:16.6	4/27.692 10/5:04.3	2/28.683 11/5:23.8		1/26.769 12/5:26.4		
8. 3/29.882 10/5:02.5	6/37.028 9/5:01.7	7/51.480 9/5:25.7	5/29.201 10/5:13.5	4/28.969 10/5:02.5	2/29.457 11/5:23.8		1/27.803 11/5:00.0		
9. 4/29.368 10/5:01.5	6/30.967 10/5:32.4		5/35.246 10/5:17.8	3/28.518 10/5:00.6	2/34.242 11/5:29.7		1/26.852 12/5:26.7		
10. 3/28.844 10/5:00.2	6/33.652 10/5:32.8		5/30.389 10/5:16.4	2/28.498 11/5:28.9	4/33.717 10/5:03.5		1/27.460 12/5:27.0		
11.				2/28.140 11/5:27.1			1/27.259 12/5:27.0		
12.							1/27.758 11/5:00.2		

Top Qualifiers	Qual#	Laps	Race Time (Difference)	Round	Race	Pos in Race	Fast Lap
Janos `Lazi` Lazar	1	12	5:27.540	1	9	1	26.769
Lopez, Jader	2	11	5:05.474	1	8	1	26.098
Phillipps, Brian	3	11	5:10.484 5.010	1	8	2	26.949
Romani, Ron	4	11	5:25.127 14.64	1	8	3	27.790
Montiel, Christian	5	11	5:27.198 2.071	1	9	2	27.692
Neddeff, Matt	6	10	5:00.240	1	9	3	28.248
Eich, Dustin	7	10	5:00.302 0.062	1	8	4	28.309
Dionese, Tommy	8	10	5:03.524 3.222	1	9	4	27.045
Carlson, Glenn	9	10	5:16.462 12.93	1	9	5	29.201
Butera, Gavin "The Hammer"	10	10	5:21.628 5.166	1	8	5	29.802

Top Qualifier is Janos `Lazi` Lazar 12/5: 27.540 (Rnd 1)



South Florida Off Road Championship Series Race 4

Ser#42318

Timing and Scoring by www.RCScoringPro.com

Sponsor	Driver Name	Car	Pos	Laps	Race Time	Behind	Fast Lap	Average Top 5	Top 10	Top 15	Q#
	Borkowicz, Daimon	3	1	12	5:05.058		24.491	24.689	25.073		1
	Hazbun, Sebastian	6	2	12	5:08.664	3.606	25.016	25.369	25.590		2
	Viesins, Christopher	5	3	12	5:15.475	10.417	25.280	25.680	26.029		3
	Taylor, Dan	2	4	11	5:19.909		25.763	27.327	28.654		7
	Hutton, Jonathan	8	5	10	5:03.313		28.738	29.536	30.331		12
	Hold, Brett	7	6	10	5:17.456	14.143	29.028	29.700	31.746		15
	Hold, Kiarra	1	7	7	5:08.443		38.074	42.106			22
	Rodriguez, Fred	4	8	0							25

Car# 1	2	3	4	5	6	7	8	9	10
Hold	Taylor	Borkowicz	Rodriguez	Viesins	Hazbun	Hold	Hutton		
1. 7/42.855 8/5:42.8	4/26.985 12/5:23.7	1/25.891 12/5:10.6		3/26.081 12/5:12.9	2/26.078 12/5:12.9	5/31.177 10/5:11.8	6/32.315 10/5:23.1		
2. 7/46.340 7/5:12.1	4/31.070 11/5:19.2	1/25.199 12/5:06.5		3/27.144 12/5:19.3	2/26.685 12/5:16.5	5/29.028 10/5:01.0	6/30.159 10/5:12.3		
3. 7/38.074 8/5:39.3	4/25.763 11/5:07.3	1/24.889 12/5:03.9		3/26.041 12/5:17.0	2/25.682 12/5:13.7	5/29.081 11/5:27.3	6/29.714 10/5:07.3		
4. 7/42.684 8/5:39.8	4/28.831 11/5:09.7	1/25.656 12/5:04.8		3/25.864 12/5:15.3	2/25.615 12/5:12.1	5/29.825 11/5:27.5	6/29.881 10/5:05.1		
5. 7/51.574 7/5:10.1	4/31.053 11/5:16.1	1/26.441 12/5:07.3		3/26.057 12/5:14.8	2/25.394 12/5:10.6	5/30.893 11/5:30.0	6/29.619 10/5:03.3		
6. 7/45.072 7/5:11.0	4/28.513 11/5:15.7	1/25.488 12/5:07.1		3/25.513 12/5:13.3	2/25.727 12/5:10.3	5/30.363 10/5:00.6	6/33.201 10/5:08.1		
7. 7/41.844 7/5:08.4	4/33.372 11/5:23.0	1/25.053 12/5:06.2		3/25.957 12/5:13.1	2/25.942 12/5:10.4	6/37.223 10/5:10.8	5/30.076 10/5:07.0		
8.	4/30.244 11/5:24.2	2/27.886 12/5:09.7		3/25.786 12/5:12.6	1/25.227 12/5:09.5	6/35.458 10/5:16.3	5/29.740 10/5:05.8		
9.	4/28.060 11/5:22.5	1/24.491 12/5:07.9		3/28.045 12/5:15.3	2/25.662 12/5:09.3	6/30.202 10/5:14.7	5/29.870 10/5:05.0		
10.	4/27.312 11/5:20.3	1/24.994 12/5:07.1		3/25.280 12/5:14.1	2/25.591 12/5:09.1	6/34.206 10/5:17.4	5/28.738 10/5:03.3		
11.	4/28.706 11/5:19.9	1/24.532 12/5:06.0		3/26.971 12/5:14.9	2/26.045 12/5:09.4				
12.		1/24.538 12/5:05.0		3/26.736 12/5:15.4	2/25.016 12/5:08.6				

Top Qualifiers	Qual#	Laps	Race Time (Difference)		Round	Race	Pos in Race	Fast Lap
Borkowicz, Daimon	1	12	5:05.058		1	10	1	24.491
Hazbun, Sebastian	2	12	5:08.664	3.606	1	10	2	25.016
Viesins, Christopher	3	12	5:15.475	6.811	1	10	3	25.280
Janos `Lazi` Lazar	4	12	5:27.540	12.06	1	9	1	26.769
Lopez, Jader	5	11	5:05.474		1	8	1	26.098
Phillipps, Brian	6	11	5:10.484	5.010	1	8	2	26.949
Taylor, Dan	7	11	5:19.909	9.425	1	10	4	25.763
Romani, Ron	8	11	5:25.127	5.218	1	8	3	27.790
Montiel, Christian	9	11	5:27.198	2.071	1	9	2	27.692
Neddeff, Matt	10	10	5:00.240		1	9	3	28.248

South Florida Off Road Championship Series Race 4

Ser#42318

Timing and Scoring by www.RCScorePro.com

Sponsor	Driver Name	Car	Pos	Laps	Race Time	Behind	Fast Lap	Average Top 5	Top 10	Top 15	Q#
	Iler, David	5	1	10	5:02.278		28.671	29.279	30.228		1
	Large, Scott	1	2	10	5:14.753	12.475	29.967	30.548	31.475		2
	Mazza, Tony	11	3	10	5:16.645	14.367	29.903	30.531	31.664		3
	Butera, Gavin "The Hammer"	7	4	10	5:17.861	15.583	28.302	29.429	31.786		4
	Iler, Jessica	6	5	10	5:28.523	26.245	31.392	32.038	32.852		5
	Honcho, Mke	10	6	10	5:30.941	28.663	30.902	31.897	33.094		6
	Perry, Richard	4	7	9	5:19.110		32.039	32.976			7
	Jones, Jeff	8	8	9	5:27.977	8.867	32.572	34.928			8
	Large, Brandon	2	9	8	5:38.372		37.485	39.795			9
	Rodriguez, Felipe	3	10	1	0:34.502		34.502				10
	Reynolds, Ed	9	11	0							11

Car#	1	2	3	4	5	6	7	8	9	10
	Large	Large	Rodriguez	Perry	Iler	Iler	Butera	Jones	Reynolds	Honcho
1.	5/32.065 10/5:20.6	9/37.485 9/5:37.3	8/34.502 9/5:10.5	4/32.039 10/5:20.3	2/30.270 10/5:02.6	6/32.750 10/5:27.5	1/29.269 11/5:21.9	10/37.594 8/5:00.7		3/31.661 10/5:16.6
2.	4/30.829 10/5:14.4	9/40.046 8/5:10.1		7/35.948 9/5:05.9	2/29.656 11/5:29.6	6/34.861 9/5:04.2	1/30.416 11/5:28.2	8/36.573 9/5:33.7		3/30.902 10/5:12.8
3.	2/30.885 10/5:12.6	9/45.707 8/5:28.6		8/42.895 9/5:32.6	1/32.851 10/5:09.2	6/31.392 10/5:30.0	3/35.889 10/5:18.5	7/35.441 9/5:28.8		5/34.169 10/5:22.4
4.	4/35.237 10/5:22.5	9/38.375 8/5:23.2		7/32.442 9/5:22.4	1/31.296 10/5:10.1	5/32.397 10/5:28.5	2/30.884 10/5:16.1	8/35.627 9/5:26.7		6/34.851 10/5:28.9
5.	4/30.960 10/5:19.9	9/42.052 8/5:25.8		7/32.417 9/5:16.3	1/29.383 10/5:06.9	5/33.158 10/5:29.1	2/30.334 10/5:13.5	8/32.572 9/5:20.0		6/33.669 10/5:30.5
6.	4/30.286 10/5:17.0	9/41.015 8/5:26.2		7/35.399 9/5:16.7	1/28.671 10/5:03.5	5/31.848 10/5:27.3	2/29.691 10/5:10.7	8/35.132 9/5:19.4		6/33.642 10/5:31.4
7.	3/31.455 10/5:16.7	9/42.327 8/5:28.0		7/37.142 9/5:19.2	1/31.600 10/5:05.3	5/32.909 10/5:27.5	4/35.678 10/5:17.3	8/39.918 9/5:25.1		6/32.154 10/5:30.0
8.	3/32.297 10/5:17.5	9/51.365 8/5:38.3		7/38.244 9/5:22.3	1/29.791 10/5:04.4	5/31.802 10/5:26.3	4/37.847 10/5:25.0	8/35.870 9/5:24.8		6/32.362 10/5:29.2
9.	2/30.772 10/5:16.4			7/32.584 9/5:19.1	1/28.892 10/5:02.6	5/33.707 10/5:27.5	4/29.551 10/5:21.7	8/39.250 9/5:27.9		6/35.126 10/5:31.7
10.	2/29.967 10/5:14.7				1/29.868 10/5:02.2	5/33.699 10/5:28.5	4/28.302 10/5:17.8			6/32.405 10/5:30.9

Car#	11	12	13	14	15	16	17	18	19	20
	Mazza									
1.	7/34.197 9/5:07.8									
2.	5/31.509 10/5:28.5									
3.	4/30.758 10/5:21.5									
4.	3/31.054 10/5:18.8									
5.	3/32.363 10/5:19.7									
6.	3/30.051 10/5:16.5									
7.	2/29.903 10/5:14.0									
8.	2/31.241 10/5:13.8									
9.	3/34.678 10/5:17.5									
10.	3/30.891 10/5:16.6									

	Top Qualifiers	Qual#	Laps	Race Time (Difference)	Round	Race	Pos in Race	Fast Lap
	Iler, David	1	10	5:02.278	1	11	1	28.671
	Large, Scott	2	10	5:14.753 12.47	1	11	2	29.967
	Mazza, Tony	3	10	5:16.645 1.892	1	11	3	29.903
	Butera, Gavin "The Hammer"	4	10	5:17.861 1.216	1	11	4	28.302
	Iler, Jessica	5	10	5:28.523 10.66	1	11	5	31.392

Honcho, Mike	6	10	5:30.941	2.418	1	11	6	30.902
Perry, Richard	7	9	5:19.110		1	11	7	32.039
Jones, Jeff	8	9	5:27.977	8.867	1	11	8	32.572
Large, Brandon	9	8	5:38.372		1	11	9	37.485
Rodriguez, Felipe	10	1	34.502		1	11	10	34.502

Pro 4 Mod

Top Qualifier is Iler, David 10/5:02.278 (Rnd 1)


Round 1

12

South Florida Off Road Championship Series Race 4

Ser#42318

Timing and Scoring by www.RCScorePro.com

Sponsor	Driver Name	Car	Pos	Laps	Race Time	Behind	Fast Lap	Average Top 5	Top 10	Top 15	Q#
	Janos `Lazi` Lazar	10	1	11	5:04.018		26.760	26.954	27.231		1
	Chavez, Daniel	3	2	10	5:00.353		26.889	28.359	30.035		2
	Mato, Jose	9	3	10	5:06.537	6.184	28.836	29.672	30.654		4
	Hold, Brett	11	4	10	5:13.698	13.345	29.248	29.768	31.370		5
	OConnell, Denis	4	5	10	5:15.909	15.556	29.754	30.244	31.591		7
	Blankenbicker, Patrick	1	6	10	5:25.198	24.845	28.950	30.459	32.520		10
	Hutton, Jonathan	2	7	10	5:26.711	26.358	29.729	30.697	32.671		11
	Large, James	6	8	10	5:27.678	27.325	28.802	30.562	32.768		12
	Garoutte, Conner	5	9	7	5:06.807		36.429	41.026			18
	Reynolds, AJ	8	10	3	1:37.831		31.194				19
	Viesens, Ron	7	11	0							22

Car#	1	2	3	4	5	6	7	8	9	10
	Blankenbicker	Hutton	Chavez	OConnell	Garoutte	Large	Viesens	Reynolds	Mato	Janos `Lazi` Lazar
1.	7/32.876 10/5:28.8	6/31.802 10/5:18.0	3/29.330 11/5:22.6	9/34.278 9/5:08.5	10/40.674 8/5:25.3	2/28.802 11/5:16.8		8/33.500 9/5:01.5	5/30.280 10/5:02.8	1/27.408 11/5:01.5
2.	6/31.783 10/5:23.2	4/29.729 10/5:07.6	2/30.614 11/5:29.6	8/30.860 10/5:25.6	10/36.429 8/5:08.3	9/36.706 10/5:27.5		7/31.194 10/5:23.4	5/33.100 10/5:16.9	1/26.760 12/5:25.0
3.	5/29.493 10/5:13.8	3/30.614 10/5:07.1	2/29.169 11/5:26.7	7/30.641 10/5:19.2	10/48.506 8/5:34.9	8/32.127 10/5:25.4		9/33.137 10/5:26.1	4/28.836 10/5:07.3	1/31.712 11/5:14.8
4.	8/39.121 10/5:33.1	5/33.210 10/5:13.3	2/28.577 11/5:23.6	6/32.212 10/5:19.9	9/45.532 8/5:42.2	7/31.957 10/5:23.9			3/30.892 10/5:07.7	1/27.053 11/5:10.5
5.	8/31.673 10/5:29.8	5/30.817 10/5:12.3	2/33.822 10/5:03.0	7/34.913 10/5:25.7	9/39.001 8/5:36.2	6/32.065 10/5:23.3			3/29.675 10/5:05.5	1/27.352 11/5:08.6
6.	8/31.257 10/5:26.9	4/30.918 10/5:11.8	2/31.344 10/5:04.7	7/31.691 10/5:24.3	9/43.495 8/5:38.1	6/30.614 10/5:20.4			3/33.410 10/5:10.3	1/27.469 11/5:07.5
7.	8/30.923 10/5:24.4	5/36.754 10/5:19.7	2/28.951 10/5:02.5	6/30.032 10/5:20.8	9/53.170 7/5:06.8	4/31.572 10/5:19.7			3/29.853 10/5:08.6	1/27.188 11/5:06.3
8.	7/28.950 10/5:20.0	8/37.330 10/5:26.4	2/33.446 10/5:06.5	5/29.931 10/5:18.1		4/29.866 10/5:17.1			3/29.717 10/5:07.1	1/27.056 11/5:05.2
9.	7/31.773 10/5:19.8	8/31.409 10/5:25.0	2/28.211 10/5:03.8	5/31.597 10/5:17.9		6/33.047 10/5:18.6			3/30.497 10/5:06.9	1/28.117 11/5:05.6
10.	6/37.349 10/5:25.1	7/34.128 10/5:26.7	2/26.889 10/5:00.3	5/29.754 10/5:15.9		8/40.922 10/5:27.6			3/30.277 10/5:06.5	1/27.083 11/5:04.9
11.										1/26.820 11/5:04.0

Car#	11	12	13	14	15	16	17	18	19	20
1.	4/30.187 10/5:01.9									
2.	3/30.265 10/5:02.2									
3.	6/33.701 10/5:13.8									
4.	4/30.478 10/5:11.5									
5.	4/29.785 10/5:08.8									
6.	5/33.347 10/5:12.9									
7.	7/37.067 10/5:21.1									
8.	6/29.838 10/5:18.3									
9.	4/29.782 10/5:16.0									
10.	4/29.248 10/5:13.6									
11.										

Top Qualifiers	Qual#	Laps	Race Time (Difference)	Round	Race	Pos in Race	Fast Lap
Janos `Lazi` Lazar	1	11	5:04.018	1	12	1	26.760
Chavez, Daniel	2	10	5:00.353	1	12	2	26.889

Iler, David	3	10	5:02.278	1.925	1	11	1	28.671
Mato, Jose	4	10	5:06.537	4.259	1	12	3	28.836
Hold, Brett	5	10	5:13.698	7.161	1	12	4	29.248
Large,Scott	6	10	5:14.753	1.055	1	11	2	29.967
OConnell, Denis	7	10	5:15.909	1.156	1	12	5	29.754
Mazza, Tony	8	10	5:16.645	0.736	1	11	3	29.903
Butera, Gavin "The Hammer"	9	10	5:17.861	1.216	1	11	4	28.302
Blankenbicker, Patrick	10	10	5:25.198	7.337	1	12	6	28.950

Pro 4 Mod

Round 1

Top Qualifier is Janos `Lazi` Lazar 11/5: 04.018 (Rnd 1)

13

South Florida Off Road Championship Series Race 4

Ser#42318

Timing and Scoring by www.RCScoringPro.com

Sponsor	Driver Name	Car	Pos	Laps	Race Time	Behind	Fast Lap	Average Top 5	Top 10	Top 15	Q#
	Paz, Daniel	10	1	12	5:23.051		25.695	26.017	26.631		1
	Carlson, Glenn	4	2	11	5:08.614		26.763	27.176	27.603		3
	Intravia, Chris	9	3	11	5:09.429	0.815	26.270	26.832	27.843		4
	Torres, Yamig	1	4	11	5:11.152	2.538	26.977	27.331	28.050		5
	Record, Jeff	8	5	11	5:28.337	19.723	28.152	28.719	29.491		6
	Mazza, Joey	2	6	10	5:27.295		29.529	30.067	32.729		17
	Kepple, Matthew	5	7	10	5:31.919	4.624	30.556	31.206	33.192		21
	Cooper, Jared	6	8	9	5:25.384		31.472	33.066			23
	Reiman, Wayne	7	9	8	5:03.352		33.359	35.718			25
	Lee, Alain	3	10	6	5:35.976		41.554	53.223			28



Car#	1	2	3	4	5	6	7	8	9	10
	Torres	Mazza	Lee	Carlson	Kepple	Cooper	Reiman	Record	Intravia	Paz
1.	4/28.694 11/5:15.5	5/29.529 11/5:24.8	10/62.866 5/5:14.3	3/27.973 11/5:07.6	6/31.038 10/5:10.3	8/34.579 9/5:11.2	9/39.641 8/5:17.1	7/33.423 9/5:00.7	2/27.446 11/5:01.9	1/27.262 12/5:27.1
2.	4/29.589 11/5:20.5	7/39.294 9/5:09.6	10/50.146 6/5:39.0	3/28.315 11/5:09.5	5/30.583 10/5:08.0	8/38.264 9/5:27.7	9/33.359 9/5:28.5	6/30.009 10/5:17.1	2/28.291 11/5:06.5	1/27.878 11/5:03.2
3.	4/27.327 11/5:13.9	7/30.117 10/5:29.7	10/62.403 6/5:50.8	3/27.591 11/5:07.5	6/34.148 10/5:19.2	8/39.827 8/5:00.4	9/43.564 8/5:10.8	5/28.685 10/5:07.0	1/26.460 11/5:01.4	2/28.645 11/5:07.1
4.	4/27.228 11/5:10.3	7/29.942 10/5:22.1	10/69.859 5/5:06.5	3/26.763 11/5:04.2	6/30.556 10/5:15.8	8/32.662 9/5:26.9	9/37.589 8/5:08.3	5/28.152 10/5:00.6	1/26.501 12/5:26.1	2/26.245 11/5:02.5
5.	4/27.872 11/5:09.5	7/37.612 10/5:32.9	10/49.148 6/5:53.3	3/27.054 11/5:02.9	6/32.355 10/5:17.3	8/32.191 9/5:19.5	9/33.764 8/5:00.6	5/32.581 10/5:05.6	2/28.382 11/5:01.5	1/25.945 12/5:26.3
6.	3/28.169 11/5:09.6	7/30.856 10/5:28.9	10/41.554 6/5:35.9	4/32.586 11/5:12.1	6/31.497 10/5:16.9	8/41.487 9/5:28.5	9/41.558 8/5:05.9	5/30.041 10/5:04.8	2/29.100 11/5:04.6	1/28.098 11/5:00.7
7.	2/26.977 11/5:07.7	7/33.616 10/5:29.9		4/27.139 11/5:10.2	6/38.264 10/5:26.3	8/31.472 9/5:22.0	9/34.569 8/5:01.7	5/29.404 10/5:03.2	3/30.999 11/5:09.8	1/26.222 12/5:26.2
8.	3/29.519 11/5:09.8	7/32.221 10/5:28.9		4/28.712 11/5:10.9	6/33.654 10/5:27.6	8/40.474 9/5:27.3	9/39.308 8/5:03.3	5/28.735 10/5:01.2	2/27.482 11/5:08.9	1/26.780 12/5:25.6
9.	4/30.654 11/5:12.9	6/29.890 10/5:25.6		2/27.522 11/5:10.0	7/35.896 10/5:31.1	8/34.428 9/5:25.3		5/28.749 11/5:29.7	3/29.431 11/5:10.5	1/28.024 12/5:26.8
10.	4/27.511 11/5:11.8	6/34.218 10/5:27.3		2/27.558 11/5:09.3	7/33.928 10/5:31.9			5/29.285 11/5:28.9	3/29.067 11/5:11.4	1/26.279 12/5:25.6
11.	4/27.612 11/5:11.1			2/27.401 11/5:08.6				5/29.273 11/5:28.3	3/26.270 11/5:09.4	1/25.695 12/5:24.0
12.										1/25.978 12/5:23.0

Top Qualifiers	Qual#	Laps	Race Time (Difference)	Round	Race	Pos in Race	Fast Lap
Paz, Daniel	1	12	5:23.051	1	13	1	25.695
Janos `Lazi` Lazar	2	11	5:04.018	1	12	1	26.760
Carlson, Glenn	3	11	5:08.614	1	13	2	26.763
Intravia, Chris	4	11	5:09.429	0.815	1	13	26.270
Torres, Yamig	5	11	5:11.152	1.723	1	13	26.977
Record, Jeff	6	11	5:28.337	17.18	1	13	28.152
Chavez, Daniel	7	10	5:00.353		1	12	26.889
Iler, David	8	10	5:02.278	1.925	1	11	28.671
Mato, Jose	9	10	5:06.537	4.259	1	12	28.836
Hold, Brett	10	10	5:13.698	7.161	1	12	29.248

South Florida Off Road Championship Series Race 4

Ser#42318

Timing and Scoring by www.RCScorePro.com

Sponsor	Driver Name	Car	Pos	Laps	Race Time	Behind	Fast Lap	Average Top 5	Top 10	Top 15	Q#
	Kranz, Jeff	3	1	12	5:20.996		25.933	26.153	26.487		1
	Janos `Lazi` Lazar	1	2	12	5:25.279	4.283	25.691	25.983	26.278		2
	Perez, Luis	8	3	11	5:01.172		25.397	26.079	26.821		3
	Romani, Ron	5	4	11	5:14.139	12.967	26.324	27.514	28.205		4
	Iler, Jessica	4	5	11	5:27.747	26.575	28.543	29.157	29.635		5
	Hold, Brett	2	6	11	5:28.728	27.556	27.285	28.529	29.443		6
	Molina, Felix	6	7	10	5:06.170		28.970	29.430	30.617		7
	Montiel, Christian	7	8	0							8


Car# 1	2	3	4	5	6	7	8	9	10
Janos `Lazi` Lazar	Hold	Kranz	Iler	Romani	Molina	Montiel	Perez		
1. 2/26.392 12/5:16.6	6/30.145 10/5:01.3	4/27.219 12/5:26.6	7/31.040 10/5:10.3	1/26.324 12/5:15.8	5/29.729 11/5:27.0		3/26.638 12/5:19.6		
2. 1/26.074 12/5:14.8	6/30.197 10/5:01.7	3/26.528 12/5:22.5	7/29.440 10/5:02.3	4/28.758 11/5:02.9	5/28.970 11/5:22.8		2/26.928 12/5:21.4		
3. 1/26.312 12/5:15.1	5/28.853 11/5:27.0	2/26.912 12/5:22.6	6/29.580 10/5:00.1	4/32.087 11/5:19.6	7/31.499 10/5:00.6		3/29.310 11/5:03.8		
4. 1/26.051 12/5:14.4	5/27.285 11/5:20.3	2/26.118 12/5:20.3	6/31.394 10/5:03.6	4/28.477 11/5:18.0	7/34.439 10/5:11.6		3/27.596 11/5:03.7		
5. 1/26.101 12/5:14.2	5/28.312 11/5:18.5	2/26.133 12/5:18.9	6/30.401 10/5:03.7	4/27.139 11/5:14.1	7/30.361 10/5:10.0		3/26.064 11/5:00.3		
6. 3/35.492 11/5:05.1	5/29.025 11/5:18.6	1/25.933 12/5:17.6	6/29.262 10/5:01.8	4/27.604 11/5:12.3	7/29.514 10/5:07.5		2/25.397 12/5:23.8		
7. 3/26.733 11/5:03.5	5/30.496 11/5:21.0	1/27.649 12/5:19.6	6/28.543 11/5:29.4	4/28.026 11/5:11.8	7/29.813 10/5:06.1		2/26.135 12/5:22.4		
8. 3/25.691 11/5:00.9	5/29.482 11/5:21.4	1/26.393 12/5:19.3	6/29.741 11/5:29.1	4/29.050 11/5:12.7	7/31.626 10/5:07.4		2/26.219 12/5:21.4		
9. 3/25.997 12/5:26.4	5/31.465 11/5:24.2	1/26.684 12/5:19.4	6/29.806 11/5:29.0	4/28.757 11/5:13.1	7/31.093 10/5:07.8		2/26.580 12/5:21.1		
10. 2/27.003 12/5:26.2	6/34.296 11/5:29.5	1/28.478 12/5:21.6	5/29.261 11/5:28.3	4/28.678 11/5:13.3	7/29.126 10/5:06.1		3/32.962 11/5:01.2		
11. 2/26.772 12/5:25.7	6/29.172 11/5:28.7	1/26.188 12/5:20.9	5/29.279 11/5:27.7	4/29.239 11/5:14.1			3/27.343 11/5:01.1		
12. 2/26.661 12/5:25.2		1/26.761 12/5:21.0							

Top Qualifiers	Qual#	Laps	Race Time (Difference)	Round	Race	Pos in Race	Fast Lap
Kranz, Jeff	1	12	5:20.996	1	14	1	25.933
Janos `Lazi` Lazar	2	12	5:25.279 4.283	1	14	2	25.691
Perez, Luis	3	11	5:01.172	1	14	3	25.397
Romani, Ron	4	11	5:14.139 12.96	1	14	4	26.324
Iler, Jessica	5	11	5:27.747 13.60	1	14	5	28.543
Hold, Brett	6	11	5:28.728 0.981	1	14	6	27.285
Molina, Felix	7	10	5:06.170	1	14	7	28.970
Montiel, Christian	8	0		1	14	8	

South Florida Off Road Championship Series Race 4

Ser#42318

Timing and Scoring by www.RCScoringPro.com

Sponsor	Driver Name	Car	Pos	Laps	Race Time	Behind	Fast Lap	Average Top 5	Top 10	Top 15	Q#
	Rodriguez, Felipe	1	1	11	5:06.386		26.573	26.793	27.673		4
	Viesens, Ron	5	2	10	5:02.784		28.469	29.209	30.278		8
	Lee, Pak	4	3	10	5:03.354	0.570	29.096	29.344	30.335		9
	Hancock, John	7	4	10	5:25.485	22.701	29.551	30.548	32.549		11
	Large, Scott	3	5	10	5:30.082	27.298	29.344	30.981	33.008		12
	Robles, Jose	2	6	9	5:21.148		31.679	33.430			13
	Betancur, Juan	6	7	9	5:26.322	5.174	29.554	32.727			14


Car#	1	2	3	4	5	6	7	8	9	10
	Rodriguez	Robles	Large	Lee	Viesens	Betancur	Hancock			
1.	1/29.653 11/5:26.1	7/38.332 8/5:06.6	4/32.409 10/5:24.0	2/29.910 11/5:29.0	3/30.143 10/5:01.3	5/33.365 9/5:00.3	6/35.825 9/5:22.4			
2.	1/26.746 11/5:10.1	6/34.926 9/5:29.6	4/35.235 9/5:04.3	2/29.396 11/5:26.2	3/30.172 10/5:01.5	7/41.255 9/5:35.7	5/35.521 9/5:21.0			
3.	1/26.709 11/5:04.7	7/31.986 9/5:15.7	4/31.655 10/5:31.0	2/29.545 11/5:25.7	3/29.713 10/5:00.1	6/29.554 9/5:12.5	5/30.640 9/5:05.9			
4.	1/28.880 11/5:07.9	6/32.297 9/5:09.4	4/32.062 10/5:28.4	2/31.440 10/5:00.7	3/32.273 10/5:05.7	7/33.989 9/5:10.8	5/32.990 9/5:03.7			
5.	1/27.842 11/5:07.6	7/36.264 9/5:12.8	4/34.502 10/5:31.7	2/29.106 11/5:28.6	3/29.258 10/5:03.1	6/33.754 9/5:09.4	5/33.774 9/5:03.7			
6.	1/26.573 11/5:05.0	6/38.637 9/5:18.6	5/37.625 9/5:05.2	2/30.767 10/5:00.2	3/29.377 10/5:01.5	7/44.964 9/5:25.3	4/30.677 10/5:32.3			
7.	1/27.065 11/5:04.0	6/40.310 9/5:24.9	5/30.219 9/5:00.4	2/30.008 10/5:00.2	3/34.437 10/5:07.6	7/41.313 9/5:31.9	4/31.314 10/5:29.6			
8.	1/26.874 11/5:02.9	6/36.717 9/5:25.6	5/35.407 9/5:02.7	2/29.096 11/5:28.9	3/29.446 10/5:06.0	7/35.154 9/5:30.0	4/30.559 10/5:26.6			
9.	1/28.384 11/5:04.0	6/31.679 9/5:21.1	5/29.344 10/5:31.6	2/29.578 11/5:28.5	3/29.496 10/5:04.7	7/32.974 9/5:26.3	4/29.551 10/5:23.1			
10.	1/29.109 11/5:05.6		5/31.624 10/5:30.0	3/34.508 10/5:03.3	2/28.469 10/5:02.7		4/34.634 10/5:25.4			
11.	1/28.551 11/5:06.3									

Top Qualifiers	Qual#	Laps	Race Time (Difference)	Round	Race	Pos in Race	Fast Lap
Kranz, Jeff	1	12	5:20.996	1	14	1	25.933
Janos `Lazi` Lazar	2	12	5:25.279 4.283	1	14	2	25.691
Perez, Luis	3	11	5:01.172	1	14	3	25.397
Rodriguez, Felipe	4	11	5:06.386 5.214	1	15	1	26.573
Romani, Ron	5	11	5:14.139 7.753	1	14	4	26.324
Iler, Jessica	6	11	5:27.747 13.60	1	14	5	28.543
Hold, Brett	7	11	5:28.728 0.981	1	14	6	27.285
Viesens, Ron	8	10	5:02.784	1	15	2	28.469
Lee, Pak	9	10	5:03.354 0.570	1	15	3	29.096
Molina, Felix	10	10	5:06.170 2.816	1	14	7	28.970

South Florida Off Road Championship Series Race 4

Ser#42318

Timing and Scoring by www.RCScoringPro.com

Sponsor	Driver Name	Car	Pos	Laps	Race Time	Behind	Fast Lap	Average Top 5	Top 10	Top 15	Q#
	Viesins, Christopher	6	1	12	5:00.933		23.687	24.280	24.618		1
	Intravia, Chris	7	2	12	5:00.959	0.026	24.590	24.714	24.942		2
	Schaefer, Chris	2	3	12	5:25.491	24.558	25.934	26.502	26.803		5
	Carlson, Glenn	5	4	11	5:23.235		26.773	27.737	28.951		9
	Butera, Gavin "The Hammer"	4	5	10	5:20.770		28.939	30.144	32.077		15
	Hutton, Jonathan	3	6	10	5:21.148	0.378	29.757	30.349	32.115		16
	Torres, Yamig	1	7	2	1:01.168		30.346				21

Car# 1	2	3	4	5	6	7	8	9	10
Torres	Schaefer	Hutton	Butera	Carlson	Viesins	Intravia			
1. 5/30.346 10/5:03.5	3/27.821 11/5:06.0	7/30.510 10/5:05.1	6/30.445 10/5:04.5	4/27.878 11/5:06.6	2/25.103 12/5:01.2	1/25.054 12/5:00.6			
2. 4/30.822 10/5:05.8	3/27.279 11/5:03.0	7/31.888 10/5:12.0	5/30.807 10/5:06.2	6/33.729 10/5:08.0	1/25.099 12/5:01.2	2/25.324 12/5:02.2			
3.	3/27.022 11/5:01.1	5/30.086 10/5:08.2	6/34.180 10/5:18.1	4/26.773 11/5:24.0	1/25.365 12/5:02.2	2/25.225 12/5:02.3			
4.	3/26.415 12/5:25.6	6/34.492 10/5:17.4	5/29.067 10/5:11.2	4/31.818 10/5:00.5	1/24.600 12/5:00.5	2/24.926 12/5:01.5			
5.	3/27.142 12/5:25.6	6/37.284 10/5:28.5	5/35.634 10/5:20.2	4/28.296 11/5:26.6	1/24.824 13/5:24.9	2/24.801 12/5:00.7			
6.	3/25.934 12/5:23.2	6/32.920 10/5:28.6	5/28.939 10/5:15.1	4/27.819 11/5:23.2	1/24.224 13/5:23.3	2/24.687 12/5:00.0			
7.	3/26.689 12/5:22.8	6/29.757 10/5:24.2	5/34.409 10/5:19.2	4/28.941 11/5:22.5	2/29.385 12/5:06.1	1/25.544 12/5:00.9			
8.	3/26.741 12/5:22.5	6/29.802 10/5:20.9	5/32.119 10/5:19.5	4/28.510 11/5:21.4	2/24.810 12/5:05.1	1/25.322 12/5:01.3			
9.	3/26.729 12/5:22.3	6/31.591 10/5:20.3	5/31.460 10/5:18.9	4/30.738 11/5:23.2	2/24.945 12/5:04.4	1/24.590 12/5:00.6			
10.	3/26.962 12/5:22.4	6/32.818 10/5:21.1	5/33.710 10/5:20.7	4/27.920 11/5:21.6	2/24.156 12/5:03.0	1/25.995 12/5:01.7			
11.	3/27.117 12/5:22.7			4/30.813 11/5:23.2	1/23.687 12/5:01.3	2/24.830 12/5:01.4			
12.	3/29.640 12/5:25.4				1/24.735 12/5:00.9	2/24.661 12/5:00.9			

Top Qualifiers	Qual#	Laps	Race Time (Difference)		Round	Race	Pos in Race	Fast Lap
Viesins, Christopher	1	12	5:00.933		1	16	1	23.687
Intravia, Chris	2	12	5:00.959	0.026	1	16	2	24.590
Kranz, Jeff	3	12	5:20.996	20.03	1	14	1	25.933
Janos `Lazi` Lazar	4	12	5:25.279	4.283	1	14	2	25.691
Schaefer, Chris	5	12	5:25.491	0.212	1	16	3	25.934
Perez, Luis	6	11	5:01.172		1	14	3	25.397
Rodriguez, Felipe	7	11	5:06.386	5.214	1	15	1	26.573
Romani, Ron	8	11	5:14.139	7.753	1	14	4	26.324
Carlson, Glenn	9	11	5:23.235	9.096	1	16	4	26.773
Iler, Jessica	10	11	5:27.747	4.512	1	14	5	28.543

Top Qualifier is Kranz, Jeff 10/5: 21.551 (Rnd 1)



South Florida Off Road Championship Series Race 4

Ser#42318

Timing and Scoring by www.RCScorePro.com

Sponsor	Driver Name	Car	Pos	Laps	Race Time	Behind	Fast Lap	Average Top 5	Top 10	Top 15	Q#
	Borkowicz, Dan	7	1	11	5:11.364		27.531	27.834	28.228		1
	paulk, johnathan	3	2	11	5:11.923	0.559	27.227	27.621	28.219		2
	Romani, Ron	4	3	10	5:07.908		28.514	29.112	30.791		3
	Large, James	9	4	10	5:19.241	11.333	30.687	31.262	31.924		4
	Robles, Jose	6	5	10	5:30.541	22.633	30.468	31.709	33.054		8
	Cooper, Jared	5	6	9	5:02.163		29.857	30.742			10
	Gilbert, Nate	2	7	9	5:03.169	1.006	30.056	31.116			12
	Honcho, Mke	8	8	9	5:19.137	16.974	32.120	33.881			18
	Friend, Joshua	1	9	6	5:03.411		44.378	48.083			24

Car#	1	2	3	4	5	6	7	8	9	10
	Friend	Gilbert	paulk	Romani	Cooper	Robles	Borkowicz	Honcho	Large	
1.	9/47.443 7/5:32.0	5/34.689 9/5:12.2	2/29.729 11/5:27.0	7/36.255 9/5:26.3	8/38.005 8/5:04.0	3/32.951 10/5:29.5	1/27.531 11/5:02.8	6/36.205 9/5:25.8	4/33.436 9/5:00.9	
2.	9/44.378 7/5:21.3	3/30.241 10/5:24.6	2/27.227 11/5:13.2	6/31.232 9/5:03.7	7/31.086 9/5:10.9	5/33.107 10/5:30.3	1/27.837 11/5:04.5	8/34.501 9/5:18.1	4/32.335 10/5:28.8	
3.	9/48.939 7/5:28.4	3/30.716 10/5:18.8	2/27.515 11/5:09.7	6/31.193 10/5:28.9	7/31.493 9/5:01.7	4/31.874 10/5:26.4	1/28.615 11/5:07.9	8/38.583 9/5:27.8	5/32.366 10/5:27.1	
4.	9/62.998 6/5:05.6	3/31.113 10/5:16.9	1/27.732 11/5:08.5	5/31.040 10/5:24.3	7/30.842 10/5:28.5	6/32.069 10/5:25.0	2/28.640 11/5:09.7	8/38.360 9/5:32.2	4/30.687 10/5:22.0	
5.	9/54.754 6/5:10.2	3/30.056 10/5:13.6	1/28.011 11/5:08.4	5/30.014 10/5:19.4	6/30.432 10/5:23.7	7/37.418 9/5:01.3	2/27.971 11/5:09.2	8/35.811 9/5:30.2	4/30.769 10/5:19.1	
6.	9/44.899 6/5:03.4	5/36.971 10/5:22.9	1/28.125 11/5:08.6	3/29.018 10/5:14.5	7/39.045 9/5:01.3	6/31.922 10/5:32.2	2/29.081 11/5:11.0	8/32.120 9/5:23.3	4/32.022 10/5:19.3	
7.		5/33.452 10/5:24.6	2/29.452 11/5:10.8	3/29.286 10/5:11.4	7/29.857 10/5:29.6	6/30.468 10/5:28.2	1/27.800 11/5:10.3	8/36.583 9/5:24.2	4/31.411 10/5:18.6	
8.		7/37.078 10/5:30.3	2/28.936 11/5:11.7	3/28.728 10/5:08.4	5/31.576 10/5:27.9	6/34.127 10/5:29.9	1/28.599 11/5:10.8	8/34.729 9/5:22.7	4/32.574 10/5:19.5	
9.		7/38.853 9/5:03.1	2/27.619 11/5:10.8	3/28.514 10/5:05.8	6/39.827 9/5:02.1	5/34.394 10/5:31.4	1/28.029 11/5:10.5	8/32.245 9/5:19.1	4/31.421 10/5:18.9	
10.			2/29.292 11/5:12.0	3/32.628 10/5:07.9		5/32.211 10/5:30.5	1/28.544 11/5:10.9		4/32.220 10/5:19.2	
11.			2/28.285 11/5:11.9				1/28.717 11/5:11.3			

Top Qualifiers	Qual#	Laps	Race Time (Difference)	Round	Race	Pos in Race	Fast Lap
Borkowicz, Dan	1	11	5:11.364	2	1	1	27.531
paulk, johnathan	2	11	5:11.923 0.559	2	1	2	27.227
Romani, Ron	3	10	5:07.908	2	1	3	28.514
Large, James	4	10	5:19.241 11.33	2	1	4	30.687
Kranz, Jeff	5	10	5:21.551 2.310	1	2	1	31.351
Allen, Tom	6	10	5:24.660 3.109	1	2	2	31.143
Everett, Erik	7	10	5:26.245 1.585	1	2	3	30.666
Robles, Jose	8	10	5:30.541 4.296	2	1	5	30.468
Kepple, Matthew	9	9	5:01.349	1	3	1	31.642
Cooper, Jared	10	9	5:02.163 0.814	2	1	6	29.857

Top Qualifier is Borkowicz, Dan 11/5: 11.364 (Rnd 2)



South Florida Off Road Championship Series Race 4

Ser#42318

Timing and Scoring by www.RCScoringPro.com

Sponsor	Driver Name	Car	Pos	Laps	Race Time	Behind	Fast Lap	Average Top 5	Top 10	Top 15	Q#
	Everett, Erik	6	1	11	5:10.984		26.985	27.543	28.129		1
	Allen, Tom	2	2	11	5:20.286	9.302	28.235	28.720	29.043		4
	Kranz, Jeff	7	3	11	5:20.837	9.853	27.976	28.438	28.987		5
	Carlson, Glenn	9	4	11	5:22.001	11.017	27.958	28.303	28.970		6
	Iler, David	5	5	10	5:06.500		29.502	29.726	30.650		7
	Dionese, Tommy	4	6	10	5:23.914	17.414	29.601	30.800	32.391		10
	OConnell, Denis	8	7	10	5:25.678	19.178	29.992	30.689	32.568		11
	Blankenbicker, Patrick	1	8	9	5:30.204		25.104	33.315			22
	Friend, Zachary	3	9	7	5:43.950		40.656	45.357			25

Car# 1	2	3	4	5	6	7	8	9	10
Blankenbicker	Allen	Friend	Dionese	Iler	Everett	Kranz	OConnell	Carlson	
1. 8/43.997 7/5:08.0	3/29.270 11/5:21.9	9/45.594 7/5:19.1	7/36.963 9/5:32.6	4/30.245 10/5:02.5	1/28.075 11/5:08.7	2/28.913 11/5:18.0	5/30.573 10/5:05.6	6/32.305 10/5:23.0	
2. 8/42.216 7/5:01.7	2/28.860 11/5:19.7	9/40.656 7/5:01.8	7/29.601 10/5:32.8	4/29.997 10/5:01.1	1/28.463 11/5:10.9	3/30.967 11/5:29.3	6/31.386 10/5:09.8	5/29.411 10/5:08.6	
3. 8/33.438 8/5:19.0	2/28.235 11/5:16.6	9/44.763 7/5:05.6	7/36.323 9/5:08.6	5/31.026 10/5:04.2	1/28.351 11/5:11.2	3/28.404 11/5:23.6	6/29.992 10/5:06.5	4/28.825 10/5:01.8	
4. 8/37.219 8/5:13.7	2/29.295 11/5:18.0	9/53.539 7/5:22.9	7/32.439 9/5:04.4	6/36.395 10/5:19.1	1/28.190 11/5:10.9	3/29.731 11/5:24.5	5/32.182 10/5:10.3	4/28.987 11/5:28.7	
5. 8/37.829 8/5:11.5	2/29.538 11/5:19.4	9/63.628 7/5:47.4	7/30.477 10/5:31.6	6/30.206 10/5:15.7	1/27.143 11/5:08.4	3/27.976 11/5:21.1	5/30.267 10/5:08.8	4/29.919 11/5:28.7	
6. 8/34.217 8/5:05.2	2/29.480 11/5:20.2	9/42.376 7/5:38.9	7/32.379 10/5:30.3	6/29.888 10/5:12.9	1/29.693 11/5:11.5	3/29.404 11/5:21.5	5/31.225 10/5:09.3	4/28.228 11/5:25.7	
7. 8/25.104 9/5:26.5	3/29.252 11/5:20.4	9/53.394 7/5:43.9	7/31.411 10/5:27.9	5/29.671 10/5:10.6	1/28.921 11/5:12.4	2/28.390 11/5:20.2	6/34.953 10/5:15.1	4/29.453 11/5:25.4	
8. 8/39.589 9/5:30.3	3/29.852 11/5:21.4		7/31.810 10/5:26.7	5/29.613 10/5:08.8	1/27.723 11/5:11.5	2/29.905 11/5:21.3	6/35.586 10/5:20.2	4/27.958 11/5:23.2	
9. 8/36.595 9/5:30.1	2/29.219 11/5:21.4		6/31.137 10/5:25.0	5/29.502 10/5:07.2	1/29.650 11/5:13.1	3/29.726 11/5:21.9	7/37.892 10/5:26.7	4/30.410 11/5:24.5	
10.	2/28.360 11/5:20.4		6/31.374 10/5:23.9	5/29.957 10/5:06.5	1/27.790 11/5:12.3	3/28.662 11/5:21.2	7/31.622 10/5:25.6	4/28.214 11/5:23.0	
11.	2/28.925 11/5:20.2				1/26.985 11/5:10.9	3/28.759 11/5:20.8		4/28.291 11/5:22.0	

Top Qualifiers	Qual#	Laps	Race Time (Difference)	Round	Race	Pos in Race	Fast Lap
Everett, Erik	1	11	5:10.984	2	2	1	26.985
Borkowicz, Dan	2	11	5:11.364 0.380	2	1	1	27.531
paulk, johnathan	3	11	5:11.923 0.559	2	1	2	27.227
Allen, Tom	4	11	5:20.286 8.363	2	2	2	28.235
Kranz, Jeff	5	11	5:20.837 0.551	2	2	3	27.976
Carlson, Glenn	6	11	5:22.001 1.164	2	2	4	27.958
Iler, David	7	10	5:06.500	2	2	5	29.502
Romani, Ron	8	10	5:07.908 1.408	2	1	3	28.514
Large, James	9	10	5:19.241 11.33	2	1	4	30.687
Dionese, Tommy	10	10	5:23.914 4.673	2	2	6	29.601

Top Qualifier is Everett, Erik 11/5: 10.984 (Rnd 2)

3

South Florida Off Road Championship Series Race 4

Ser#42318

Timing and Scoring by www.RCScoringPro.com

Sponsor	Driver Name	Car	Pos	Laps	Race Time	Behind	Fast Lap	Average Top 5	Top 10	Top 15	Q#
	Diaz, Reuben	5	1	11	5:15.178		27.931	28.039	28.381		4
	Kepple, Matthew	1	2	11	5:24.911	9.733	28.022	28.841	29.417		8
	Davis, Bill	3	3	10	5:01.498		28.268	28.760	30.150		9
	Lee, Pak	9	4	10	5:07.391	5.893	29.719	29.889	30.739		11
	Eich, Dustin	7	5	10	5:19.698	18.200	29.665	30.247	31.970		14
	Large, Scott	8	6	10	5:21.426	19.928	30.731	31.097	32.143		15
	Buckley, Brian	2	7	10	5:24.870	23.372	29.723	30.393	32.487		17
	Chavez, Daniel	4	8	10	5:34.206	32.708	28.274	29.727	33.421		20
	Kepple, Ethan	6	9	8	5:24.384		36.386	38.125			25

Car#	1	2	3	4	5	6	7	8	9	10
	Kepple	Buckley	Davis	Chavez	Diaz	Kepple	Eich	Large	Lee	
1.	6/30.738 10/5:07.3	3/29.723 11/5:26.9	7/34.876 9/5:13.9	5/30.253 10/5:02.5	1/29.168 11/5:20.8	9/49.253 7/5:44.7	4/29.909 11/5:29.0	8/35.340 9/5:18.0	2/29.719 11/5:26.9	
2.	4/30.291 10/5:05.1	5/31.518 10/5:06.1	6/29.144 10/5:20.0	3/30.278 10/5:02.6	1/28.574 11/5:17.5	9/43.909 7/5:26.0	7/35.229 10/5:25.6	8/31.862 9/5:02.4	2/30.366 10/5:00.4	
3.	3/28.941 11/5:29.8	4/31.251 10/5:08.2	5/30.448 10/5:14.8	6/34.752 10/5:17.6	1/27.931 11/5:14.1	9/38.727 7/5:07.7	7/30.419 10/5:18.5	8/31.131 10/5:27.7	2/29.748 11/5:29.3	
4.	2/30.150 10/5:00.3	3/30.279 10/5:06.9	4/28.825 10/5:08.2	7/31.205 10/5:16.2	1/28.381 11/5:13.6	9/39.303 8/5:42.3	6/30.630 10/5:15.4	8/30.731 10/5:22.6	5/33.938 10/5:09.4	
5.	2/29.029 11/5:28.1	4/30.553 10/5:06.6	3/28.769 10/5:04.1	8/35.637 10/5:24.2	1/28.241 11/5:13.0	9/38.750 8/5:35.9	7/35.758 10/5:23.8	6/31.388 10/5:20.8	5/29.839 10/5:07.2	
6.	2/28.022 11/5:24.8	5/33.898 10/5:12.0	3/29.992 10/5:03.4	6/28.274 10/5:17.3	1/27.972 11/5:12.1	9/36.386 8/5:28.4	8/30.613 10/5:20.9	7/31.286 10/5:19.5	4/31.018 10/5:07.7	
7.	2/30.278 11/5:25.9	5/33.603 10/5:15.4	3/28.268 10/5:00.4	8/36.652 10/5:24.3	1/27.994 11/5:11.5	9/37.459 8/5:24.3	6/31.838 10/5:20.5	7/33.749 10/5:22.1	4/30.812 10/5:07.7	
8.	2/29.559 11/5:25.8	5/32.730 10/5:16.9	3/28.793 11/5:28.7	8/33.093 10/5:25.1	1/28.269 11/5:11.4	9/40.597 8/5:24.3	6/31.324 10/5:19.6	7/33.603 10/5:23.8	4/30.165 10/5:07.0	
9.	2/29.212 11/5:25.3	5/30.161 10/5:15.2	3/29.581 11/5:28.4	7/28.625 10/5:20.8	1/29.222 11/5:12.5		6/29.665 10/5:17.0	8/31.061 10/5:22.3	4/29.974 10/5:06.1	
10.	2/29.690 11/5:25.5	7/41.154 10/5:24.8	3/32.802 10/5:01.5	8/45.437 9/5:00.7	1/28.055 11/5:12.1		5/34.313 10/5:19.6	6/31.275 10/5:21.4	4/31.812 10/5:07.3	
11.	2/29.001 11/5:24.9				1/31.371 11/5:15.1					

Top Qualifiers	Qual#	Laps	Race Time (Difference)	Round	Race	Pos in Race	Fast Lap
Everett, Erik	1	11	5:10.984	2	2	1	26.985
Borkowicz, Dan	2	11	5:11.364 0.380	2	1	1	27.531
paulk, johnathan	3	11	5:11.923 0.559	2	1	2	27.227
Diaz, Reuben	4	11	5:15.178 3.255	2	3	1	27.931
Allen, Tom	5	11	5:20.286 5.108	2	2	2	28.235
Kranz, Jeff	6	11	5:20.837 0.551	2	2	3	27.976
Carlson, Glenn	7	11	5:22.001 1.164	2	2	4	27.958
Kepple, Matthew	8	11	5:24.911 2.910	2	3	2	28.022
Davis, Bill	9	10	5:01.498	2	3	3	28.268
ller, David	10	10	5:06.500 5.002	2	2	5	29.502

Top Qualifier is Borkowicz, Daimon 11/5:20.412 (Rnd 1)



South Florida Off Road Championship Series Race 4

Ser#42318

Timing and Scoring by www.RCScoringPro.com

Sponsor	Driver Name	Car	Pos	Laps	Race Time	Behind	Fast Lap	Average Top 5	Top 10	Top 15	Q#
	Borkowicz, Daimon	6	1	12	5:18.044		25.339	25.758	26.267		1
	Applegate, Mke	3	2	12	5:22.723	4.679	26.052	26.538	26.781		2
	Hazbun, Richard	4	3	12	5:28.065	10.021	26.541	26.839	27.127		3
	Worthington, Glenn	5	4	11	5:17.245		27.776	28.076	28.670		4
	Neddeff, Matt	8	5	11	5:17.888	0.643	28.254	28.453	28.766		5
	Viesins, Christopher	9	6	11	5:19.814	2.569	26.224	26.805	28.357		6
	Montiel, Christian	2	7	11	5:22.370	5.125	27.254	27.678	28.757		7
	Carlson, Glenn	1	8	10	5:04.815		28.352	29.194	30.481		9
	Phillipps, Brian	7	9	9	5:06.457		31.029	31.699			15

Car#	1	2	3	4	5	6	7	8	9	10
	Carlson	Montiel	Applegate	Hazbun	Worthington	Borkowicz	Phillipps	Neddeff	Viesins	
1.	8/33.225 10/5:32.2	7/30.618 10/5:06.1	2/26.052 12/5:12.6	4/27.124 12/5:25.4	5/29.337 11/5:22.7	1/25.696 12/5:08.3	9/34.303 9/5:08.6	6/29.700 11/5:26.6	3/26.224 12/5:14.6	
2.	8/28.760 10/5:09.8	6/27.254 11/5:18.2	3/26.726 12/5:16.6	4/26.978 12/5:24.6	5/28.516 11/5:18.1	1/26.400 12/5:12.6	9/31.446 10/5:28.7	7/28.814 11/5:21.8	2/26.503 12/5:16.3	
3.	8/32.049 10/5:13.4	6/27.894 11/5:14.4	3/26.865 12/5:18.5	4/26.652 12/5:23.0	5/27.849 11/5:14.2	1/27.125 12/5:16.8	9/32.318 10/5:26.8	7/28.834 11/5:20.2	2/26.894 12/5:18.4	
4.	8/28.739 10/5:06.9	7/34.799 10/5:01.3	2/27.616 12/5:21.7	3/27.317 12/5:24.2	4/27.845 11/5:12.2	1/25.339 12/5:13.6	9/36.712 9/5:03.2	6/28.741 11/5:19.2	5/36.245 11/5:18.6	
5.	8/31.714 10/5:08.9	7/32.551 10/5:06.2	2/27.299 12/5:22.9	3/27.484 12/5:25.3	4/28.959 11/5:13.5	1/25.824 12/5:12.9	9/35.887 9/5:07.2	5/29.306 11/5:19.8	6/34.233 10/5:00.1	
6.	8/31.047 10/5:09.2	7/28.452 10/5:02.6	2/26.955 12/5:23.0	3/27.202 12/5:25.5	4/30.542 11/5:17.2	1/26.210 12/5:13.1	9/32.261 9/5:04.3	5/30.229 11/5:21.9	6/26.952 11/5:24.5	
7.	8/28.352 10/5:05.5	7/28.680 10/5:00.3	2/26.519 12/5:22.3	3/27.695 12/5:26.4	4/30.504 11/5:19.8	1/27.268 12/5:15.1	9/31.029 9/5:00.8	5/28.376 11/5:20.5	6/29.369 11/5:24.3	
8.	8/30.236 10/5:05.1	7/28.404 11/5:28.1	2/26.853 12/5:22.3	3/26.541 12/5:25.4	4/27.776 11/5:18.0	1/25.721 12/5:14.3	9/41.060 9/5:09.3	5/28.722 11/5:19.9	6/28.553 11/5:23.0	
9.	8/30.809 10/5:05.4	7/28.882 11/5:26.9	2/26.963 12/5:22.4	3/27.695 12/5:26.2	4/28.393 11/5:17.4	1/27.636 12/5:16.2	9/31.441 9/5:06.4	5/28.520 11/5:19.2	6/27.768 11/5:21.1	
10.	8/29.884 10/5:04.8	7/27.477 11/5:24.5	2/27.080 12/5:22.7	3/27.381 12/5:26.4	4/28.605 11/5:17.1	1/27.740 12/5:17.9		5/28.392 11/5:18.5	6/29.622 11/5:21.5	
11.		7/27.359 11/5:22.3	2/27.257 12/5:23.1	3/26.898 12/5:26.1	4/28.919 11/5:17.2	1/26.455 12/5:17.9		5/28.254 11/5:17.8	6/27.451 11/5:19.8	
12.			2/26.538 12/5:22.7	3/29.098 11/5:00.7		1/26.630 12/5:18.0				

Top Qualifiers	Qual#	Laps	Race Time (Difference)	Round	Race	Pos in Race	Fast Lap
Borkowicz, Daimon	1	12	5:18.044	2	4	1	25.339
Applegate, Mike	2	12	5:22.723 4.679	2	4	2	26.052
Hazbun, Richard	3	12	5:28.065 5.342	2	4	3	26.541
Worthington, Glenn	4	11	5:17.245	2	4	4	27.776
Neddeff, Matt	5	11	5:17.888 0.643	2	4	5	28.254
Viesins, Christopher	6	11	5:19.814 1.926	2	4	6	26.224
Montiel, Christian	7	11	5:22.370 2.556	2	4	7	27.254
Lopez, Jader	8	11	5:29.395 7.025	1	5	1	28.152
Carlson, Glenn	9	10	5:04.815	2	4	8	28.352
Rios, Ryan	10	10	5:07.123 2.308	1	5	2	29.753

Top Qualifier is Borkowicz, Daimon 12/5: 18.044 (Rnd 2)



South Florida Off Road Championship Series Race 4

Ser#42318

Timing and Scoring by www.RCScorePro.com

Sponsor	Driver Name	Car	Pos	Laps	Race Time	Behind	Fast Lap	Average Top 5	Top 10	Top 15	Q#
	Lopez, Jader	6	1	11	5:00.016		25.906	26.371	27.002		4
	Taylor, Dan	2	2	11	5:10.812	10.796	27.013	27.198	27.792		5
	Cabre, Collin	5	3	11	5:11.623	11.607	26.489	27.264	28.138		6
	Jordao, Ricardo	7	4	11	5:13.844	13.828	27.014	27.297	28.134		7
	Phillipps, Kyle	1	5	11	5:24.180	24.164	27.811	28.471	29.100		12
	Janos `Lazi` Lazar	8	6	11	5:25.714	25.698	26.672	27.262	28.930		13
	Rodriguez, Felipe	4	7	10	5:21.908		28.604	30.202	32.191		16
	Rios, Ryan	3	8	8	5:28.680		27.361	27.773			15

Car# 1	2	3	4	5	6	7	8	9	10
Phillipps	Taylor	Rios	Rodriguez	Cabre	Lopez	Jordao	nos `Lazi` Laz		
1. 6/30.634 10/5:06.3	4/27.723 11/5:04.9	7/30.824 10/5:08.1	8/35.273 9/5:17.4	5/28.545 11/5:14.0	1/26.361 12/5:16.3	3/27.372 11/5:01.0	2/27.087 12/5:25.0		
2. 5/29.032 11/5:28.1	3/27.013 11/5:01.0	6/28.844 11/5:28.1	8/30.293 10/5:27.8	4/28.297 11/5:12.6	1/27.424 12/5:22.6	2/27.261 11/5:00.4	7/36.414 10/5:17.5		
3. 6/28.721 11/5:24.0	2/27.025 12/5:27.0	5/27.989 11/5:21.4	8/33.294 10/5:29.5	4/30.241 11/5:19.2	1/27.832 12/5:26.4	3/28.211 11/5:03.7	7/33.788 10/5:24.3		
4. 6/29.816 11/5:25.0	2/27.627 11/5:00.8	4/27.583 11/5:16.9	8/29.712 10/5:21.4	5/28.276 11/5:17.2	1/27.469 12/5:27.2	3/29.378 11/5:08.6	7/28.536 10/5:14.5		
5. 6/27.811 11/5:21.2	2/27.116 11/5:00.3	5/28.264 11/5:15.6	8/32.708 10/5:22.5	4/27.484 11/5:14.2	1/26.365 12/5:25.0	3/29.851 11/5:12.5	7/31.550 10/5:14.7		
6. 6/33.184 11/5:28.5	2/32.895 11/5:10.5	4/27.361 11/5:13.2	8/33.202 10/5:24.1	5/29.350 11/5:15.6	1/25.906 12/5:22.7	3/28.680 11/5:13.0	7/27.852 10/5:08.7		
7. 6/29.857 11/5:28.5	4/30.574 11/5:14.2	2/27.666 11/5:11.9	8/30.902 10/5:21.9	5/28.859 11/5:15.9	1/26.867 12/5:22.6	3/27.779 11/5:11.9	7/26.672 10/5:02.7		
8. 5/29.025 11/5:27.3	3/27.209 11/5:12.3	8/130.149 8/5:28.6	7/36.422 10/5:27.2	4/30.012 11/5:17.7	1/28.380 12/5:24.8	2/27.014 11/5:10.1	6/29.036 10/5:01.1		
9. 5/28.522 11/5:25.8	3/27.712 11/5:11.5		7/28.604 10/5:22.6	4/26.489 11/5:14.7	1/29.993 11/5:01.3	2/27.060 11/5:08.7	6/30.082 10/5:01.1		
10. 5/28.275 11/5:24.3	2/27.877 11/5:11.0		7/31.498 10/5:21.9	3/27.317 11/5:13.3	1/26.354 11/5:00.2	4/32.506 11/5:13.6	6/27.922 11/5:28.8		
11. 5/29.303 11/5:24.1	2/28.041 11/5:10.8			3/26.753 11/5:11.6	1/27.065 11/5:00.0	4/28.732 11/5:13.8	6/26.775 11/5:25.7		

Top Qualifiers	Qual#	Laps	Race Time (Difference)	Round	Race	Pos in Race	Fast Lap
Borkowicz, Daimon	1	12	5:18.044	2	4	1	25.339
Applegate, Mike	2	12	5:22.723 4.679	2	4	2	26.052
Hazbun, Richard	3	12	5:28.065 5.342	2	4	3	26.541
Lopez, Jader	4	11	5:00.016	2	5	1	25.906
Taylor, Dan	5	11	5:10.812 10.79	2	5	2	27.013
Cabre, Collin	6	11	5:11.623 0.811	2	5	3	26.489
Jordao, Ricardo	7	11	5:13.844 2.221	2	5	4	27.014
Worthington, Glenn	8	11	5:17.245 3.401	2	4	4	27.776
Neddeff, Matt	9	11	5:17.888 0.643	2	4	5	28.254
Viesins, Christopher	10	11	5:19.814 1.926	2	4	6	26.224

Top Qualifier is Borkowicz, Daimon 11/5: 20.235 (Rnd 1)



South Florida Off Road Championship Series Race 4

Ser#42318

Timing and Scoring by www.RCScoringPro.com

Sponsor	Driver Name	Car	Pos	Laps	Race Time	Behind	Fast Lap	Average Top 5	Top 10	Top 15	Q#
	Borkowicz, Daimon	3	1	12	5:16.629		25.132	25.577	25.947		1
	Applegate, Mke	1	2	11	5:03.348		26.453	26.589	27.149		2
	paulk, johnathan	5	3	11	5:08.374	5.026	27.107	27.541	27.932		3
	Everett, Erik	2	4	11	5:28.420	25.072	26.599	28.120	29.365		4
	Kranz, Jeff	6	5	10	5:03.043		28.571	29.158	30.304		5
	Viesens, Ron	7	6	10	5:22.802	19.759	29.800	30.480	32.280		7
	Borkowicz, Dan	4	7	8	3:50.626		27.011	27.555			6

Car#	1	2	3	4	5	6	7	8	9	10
	Applegate	Everett	Borkowicz	Borkowicz	paulk	Kranz	Viesens			
1.	6/31.859 10/5:18.6	4/30.590 10/5:05.8	2/28.686 11/5:15.5	1/27.341 11/5:00.7	3/29.056 11/5:19.6	5/31.030 10/5:10.3	7/33.122 10/5:31.1			
2.	4/27.700 11/5:27.5	5/29.111 11/5:28.3	1/25.975 11/5:00.6	2/28.725 11/5:08.3	3/28.784 11/5:18.1	6/29.496 10/5:02.6	7/30.777 10/5:19.5			
3.	4/27.190 11/5:18.0	5/29.242 11/5:26.1	1/26.052 12/5:22.8	2/27.334 11/5:05.8	3/27.721 11/5:13.7	6/28.571 11/5:26.6	7/29.800 10/5:12.3			
4.	4/27.255 11/5:13.5	5/28.944 11/5:24.1	1/26.385 12/5:21.2	2/27.011 11/5:03.6	3/27.107 11/5:09.8	6/30.108 11/5:27.8	7/41.355 9/5:03.8			
5.	3/26.652 11/5:09.4	5/30.802 11/5:27.1	1/26.652 12/5:21.0	2/29.663 11/5:08.1	4/28.149 11/5:09.8	6/29.682 11/5:27.5	7/31.733 9/5:00.2			
6.	2/26.502 11/5:06.4	5/26.599 11/5:21.3	1/28.470 12/5:24.4	4/34.464 11/5:19.9	3/27.814 11/5:09.1	6/28.853 11/5:25.8	7/31.872 10/5:31.1			
7.	2/29.054 11/5:08.3	5/28.466 11/5:20.1	1/25.602 12/5:21.9	4/28.403 11/5:18.9	3/28.389 11/5:09.6	6/29.187 11/5:25.1	7/30.470 10/5:27.3			
8.	2/26.453 11/5:06.1	5/33.305 11/5:25.9	1/25.701 12/5:20.2	4/27.685 11/5:17.1	3/28.349 11/5:09.8	6/31.014 11/5:27.1	7/30.678 10/5:24.7			
9.	2/27.343 11/5:05.5	4/27.863 11/5:23.7	1/25.806 12/5:19.1		3/27.942 11/5:09.6	5/35.100 10/5:03.3	6/32.319 10/5:24.5			
10.	2/26.854 11/5:04.5	4/28.726 11/5:23.0	1/25.646 12/5:17.9		3/27.785 11/5:09.2	5/30.002 10/5:03.0	6/30.676 10/5:22.8			
11.	2/26.486 11/5:03.3	4/34.772 11/5:28.4	1/26.522 12/5:18.0		3/27.278 11/5:08.3					
12.			1/25.132 12/5:16.6							

Top Qualifiers	Qual#	Laps	Race Time (Difference)	Round	Race	Pos in Race	Fast Lap
Borkowicz, Daimon	1	12	5:16.629	2	6	1	25.132
Applegate, Mike	2	11	5:03.348	2	6	2	26.453
paulk, johnathan	3	11	5:08.374 5.026	2	6	3	27.107
Everett, Erik	4	11	5:28.420 20.04	2	6	4	26.599
Kranz, Jeff	5	10	5:03.043	2	6	5	28.571
Borkowicz, Dan	6	10	5:14.007 10.96	1	6	4	29.037
Viesens, Ron	7	10	5:22.802 8.795	2	6	6	29.800
Carlson, Glenn	8	10	5:28.091 5.289	1	7	1	31.097
Davis, Bill	9	10	5:28.285 0.194	1	7	2	30.221
Dionese, Tommy	10	9	5:25.333	1	7	3	33.048

Mod Truck

Round 2

Top Qualifier is Borkowicz, Daimon 12/5: 16.629 (Rnd 2)



South Florida Off Road Championship Series Race 4

Ser#42318

Timing and Scoring by www.RCScoringPro.com

Sponsor	Driver Name	Car	Pos	Laps	Race Time	Behind	Fast Lap	Average Top 5	Top 10	Top 15	Q#
	Taylor, Dan	4	1	11	5:03.156		26.853	27.140	27.436		2
	Diaz, Reuben	7	2	11	5:21.030	17.874	27.647	28.021	28.989		5
	Worthington, Glenn	2	3	11	5:24.737	21.581	26.687	27.436	28.859		6
	Davis, Bill	3	4	11	5:32.055	28.899	27.476	28.311	29.865		8
	Carlson, Glenn	6	5	10	5:06.064		27.776	28.402	30.606		10
	Dionese, Tommy	1	6	9	5:02.108		30.752	31.131			13
	Mntiel, Christian	5	7	5	2:32.364		29.985	30.473			14

Car# 1	2	3	4	5	6	7	8	9	10
Dionese	Worthington	Davis	Taylor	Mntiel	Carlson	Diaz			
1. 6/30.752 10/5:07.5	5/30.520 10/5:05.1	3/30.095 10/5:00.8	1/27.287 11/5:00.1	2/30.000 11/5:30.0	7/30.887 10/5:08.8	4/30.103 10/5:01.0			
2. 7/31.040 10/5:08.9	3/27.470 11/5:18.9	2/27.476 11/5:16.6	1/27.283 11/5:00.1	6/29.985 11/5:29.8	5/28.935 11/5:29.0	4/28.229 11/5:20.8			
3. 7/33.797 10/5:18.6	2/26.965 11/5:11.4	5/32.019 11/5:28.4	1/26.853 12/5:25.6	6/31.135 10/5:03.7	4/27.776 11/5:21.1	3/27.661 11/5:15.2			
4. 6/33.428 10/5:22.5	2/28.531 11/5:12.0	4/31.632 10/5:03.0	1/27.136 12/5:25.6	5/30.283 10/5:03.5	7/41.990 10/5:23.9	3/31.141 11/5:22.1			
5. 7/30.783 10/5:19.6	2/27.529 11/5:10.2	4/29.512 10/5:01.4	1/27.603 12/5:26.7	5/30.961 10/5:04.7	6/27.820 10/5:14.8	3/28.373 11/5:20.1			
6. 6/38.233 10/5:30.0	2/30.080 11/5:13.6	4/28.440 11/5:28.4	1/27.579 11/5:00.1		5/27.977 10/5:08.9	3/27.647 11/5:17.4			
7. 6/40.995 9/5:07.3	4/36.144 11/5:25.6	3/27.929 11/5:25.4	1/27.141 12/5:27.2		5/29.550 10/5:07.0	2/30.332 11/5:19.7			
8. 6/31.437 9/5:04.2	3/28.930 11/5:24.7	4/30.855 11/5:27.1	1/27.683 11/5:00.5		5/29.880 10/5:06.0	2/30.494 11/5:21.7			
9. 6/31.643 9/5:02.1	3/30.405 11/5:25.8	4/33.407 10/5:01.5	1/28.797 11/5:02.3		5/29.501 10/5:04.8	2/28.196 11/5:20.4			
10.	3/26.687 11/5:22.5	4/28.200 11/5:29.5	1/27.998 11/5:02.8		5/31.748 10/5:06.0	2/30.067 11/5:21.4			
11.	3/31.476 11/5:24.7	4/32.490 10/5:01.8	1/27.796 11/5:03.1			2/28.787 11/5:21.0			

Top Qualifiers	Qual#	Laps	Race Time (Difference)	Round	Race	Pos in Race	Fast Lap
Borkowicz, Daimon	1	12	5:16.629	2	6	1	25.132
Taylor, Dan	2	11	5:03.156	2	7	1	26.853
Applegate, Mike	3	11	5:03.348 0.192	2	6	2	26.453
paulk, johnathan	4	11	5:08.374 5.026	2	6	3	27.107
Diaz, Reuben	5	11	5:21.030 12.65	2	7	2	27.647
Worthington, Glenn	6	11	5:24.737 3.707	2	7	3	26.687
Everett, Erik	7	11	5:28.420 3.683	2	6	4	26.599
Davis, Bill	8	11	5:32.055 3.635	2	7	4	27.476
Kranz, Jeff	9	10	5:03.043	2	6	5	28.571
Carlson, Glenn	10	10	5:06.064 3.021	2	7	5	27.776

Top Qualifier is Borkowicz, Daimon 12/5: 05.058 (Rnd 1)



South Florida Off Road Championship Series Race 4

Ser#42318

Timing and Scoring by www.RCScoringPro.com

Sponsor	Driver Name	Car	Pos	Laps	Race Time	Behind	Fast Lap	Average Top 5	Top 10	Top 15	Q#
	Lopez, Jader	2	1	12	5:01.882		24.019	24.660	24.933		1
	Phillipps, Brian	1	2	12	5:18.027	16.145	25.651	25.994	26.308		5
	Eich, Dustin	4	3	12	5:25.029	23.147	25.100	25.673	26.143		6
	Intravia, Chris	5	4	11	5:02.650		24.999	25.597	26.866		8
	Romani, Ron	7	5	11	5:12.137	9.487	26.014	26.725	27.919		9
	Butera, Gavin "The Hammer"	3	6	11	5:17.909	15.259	25.692	26.467	28.021		10
	Lee, Pak	8	7	10	5:01.461		26.707	28.142	30.146		14
	Mato, Jose	9	8	9	4:33.593		27.673	29.470			19
	Gilbert, Nate	6	9	9	5:27.795	54.202	32.389	34.587			21

Car#	1	2	3	4	5	6	7	8	9	10
	Phillipps	Lopez	Butera	Eich	Intravia	Gilbert	Romani	Lee	Mato	
1.	3/25.945 12/5:11.3	1/24.848 13/5:23.0	6/27.357 11/5:00.9	5/26.942 12/5:23.2	2/24.999 13/5:25.0	9/35.967 9/5:23.7	4/26.271 12/5:15.2	8/30.829 10/5:08.2	7/29.706 11/5:26.8	
2.	4/26.199 12/5:12.8	1/25.197 12/5:00.2	6/29.395 11/5:12.1	3/25.100 12/5:12.2	2/27.031 12/5:12.1	9/34.192 9/5:15.7	5/26.014 12/5:13.6	7/27.755 11/5:22.1	8/29.773 11/5:27.1	
3.	2/26.180 12/5:13.2	1/25.600 12/5:02.6	5/26.657 11/5:05.8	7/36.082 11/5:23.1	3/26.940 12/5:15.8	9/38.805 9/5:26.8	4/28.448 12/5:22.9	8/36.745 10/5:17.7	6/27.673 11/5:19.5	
4.	2/26.407 12/5:14.1	1/25.065 12/5:02.1	4/25.692 11/5:00.0	6/25.830 11/5:13.3	3/25.768 12/5:14.2	9/36.060 9/5:26.2	5/28.767 11/5:01.1	8/29.806 10/5:12.8	7/30.399 11/5:23.2	
5.	3/26.260 12/5:14.3	1/24.019 13/5:24.2	4/26.798 12/5:26.1	5/27.060 11/5:10.2	2/25.578 12/5:12.7	9/37.849 9/5:29.1	6/32.367 11/5:12.1	8/30.110 10/5:10.5	7/32.935 10/5:00.9	
6.	3/25.993 12/5:13.9	1/25.112 13/5:24.6	5/37.699 11/5:18.2	4/26.534 11/5:07.1	2/25.476 12/5:11.5	9/36.443 9/5:28.9	6/32.948 11/5:20.4	8/28.649 10/5:06.4	7/31.950 10/5:04.0	
7.	2/26.538 12/5:14.6	1/26.950 12/5:03.0	6/31.600 11/5:22.4	4/25.766 11/5:03.7	3/33.993 12/5:25.3	9/34.328 9/5:26.1	5/27.621 11/5:18.1	7/26.707 10/5:00.8	8/30.511 10/5:04.2	
8.	2/26.997 12/5:15.7	1/24.767 12/5:02.3	6/27.412 11/5:19.8	4/27.521 11/5:03.6	3/30.640 11/5:03.0	9/32.389 9/5:21.7	5/27.854 11/5:16.6	7/28.220 11/5:28.3	8/29.801 10/5:03.4	
9.	2/27.750 12/5:17.6	1/24.865 12/5:01.8	6/28.940 11/5:19.6	3/26.292 11/5:02.0	4/29.404 11/5:05.3	9/41.762 9/5:27.7	5/28.129 11/5:15.8	7/29.380 11/5:27.7	8/30.845 10/5:03.9	
10.	2/27.200 12/5:18.5	1/25.491 12/5:02.2	6/25.829 11/5:16.1	3/26.232 11/5:00.6	4/26.162 11/5:03.5		5/26.500 11/5:13.4	7/33.260 10/5:01.4		
11.	2/25.651 12/5:17.5	1/24.799 12/5:01.8	6/30.530 11/5:17.9	3/25.508 12/5:26.0	4/26.659 11/5:02.6		5/27.218 11/5:12.1			
12.	2/26.907 12/5:18.0	1/25.169 12/5:01.8		3/26.162 12/5:25.0						

Top Qualifiers	Qual#	Laps	Race Time (Difference)	Round	Race	Pos in Race	Fast Lap
Lopez, Jader	1	12	5:01.882	2	8	1	24.019
Borkowicz, Daimon	2	12	5:05.058 3.176	1	10	1	24.491
Hazbun, Sebastian	3	12	5:08.664 3.606	1	10	2	25.016
Viesins, Christopher	4	12	5:15.475 6.811	1	10	3	25.280
Phillipps, Brian	5	12	5:18.027 2.552	2	8	2	25.651
Eich, Dustin	6	12	5:25.029 7.002	2	8	3	25.100
Janos `Lazi` Lazar	7	12	5:27.540 2.511	1	9	1	26.769
Intravia, Chris	8	11	5:02.650	2	8	4	24.999
Romani, Ron	9	11	5:12.137 9.487	2	8	5	26.014
Butera, Gavin "The Hammer"	10	11	5:17.909 5.772	2	8	6	25.692

Top Qualifier is Lopez, Jader 12/5: 01.882 (Rnd 2)



South Florida Off Road Championship Series Race 4

Ser#42318

Timing and Scoring by www.RCScoringPro.com

Sponsor	Driver Name	Car	Pos	Laps	Race Time	Behind	Fast Lap	Average Top 5	Top 10	Top 15	Q#
	Carlson, Glenn	4	1	12	5:14.148		25.125	25.739	26.051		4
	Janos `Lazi` Lazar	8	2	12	5:22.547	8.399	24.717	25.078	25.791		7
	Neddeff, Matt	1	3	11	5:02.265		26.141	26.580	27.032		9
	Dionese, Tommy	6	4	11	5:20.785	18.520	27.394	27.699	28.581		14
	Phillipps, Kyle	3	5	11	5:24.787	22.522	25.769	26.122	28.142		15
	Mntiel, Christian	5	6	9	4:11.527		25.776	26.382			16
	Robles, Jose	2	7	9	5:02.664	51.137	30.484	32.320			21
	Blankenbicker, Patrick	7	8	9	5:14.375	62.848	31.107	32.764			23

Car#	1	2	3	4	5	6	7	8	9	10
	Neddeff	Robles	Phillipps	Carlson	Mntiel	Dionese	Blankenbicker nos	`Lazi` Laz		
1.	4/27.678 11/5:04.4	7/33.420 9/5:00.7	8/43.370 7/5:03.5	1/26.023 12/5:12.2	5/28.975 11/5:18.7	3/27.439 11/5:01.8	6/33.230 10/5:32.2	2/26.204 12/5:14.3		
2.	3/27.027 11/5:00.8	7/33.493 9/5:01.0	8/32.472 8/5:03.3	2/26.072 12/5:12.5	5/27.035 11/5:08.0	4/27.394 11/5:01.5	6/31.107 10/5:21.7	1/25.132 12/5:08.0		
3.	3/26.299 12/5:24.0	7/34.681 9/5:04.7	8/28.677 9/5:13.5	2/26.212 12/5:13.2	4/26.656 11/5:03.1	5/29.307 11/5:08.5	6/35.962 9/5:00.8	1/24.745 12/5:04.3		
4.	3/27.170 12/5:24.5	8/38.793 9/5:15.8	6/26.609 10/5:27.8	2/26.781 12/5:15.2	4/26.458 11/5:00.0	5/27.818 11/5:07.8	7/37.446 9/5:09.9	1/27.127 12/5:09.6		
5.	3/27.448 12/5:25.4	7/33.443 9/5:12.8	6/26.698 10/5:15.6	2/26.784 12/5:16.4	4/34.971 11/5:16.9	5/34.975 11/5:23.2	8/38.187 9/5:16.6	1/25.574 12/5:09.0		
6.	3/28.069 11/5:00.0	8/34.097 9/5:11.8	6/25.823 10/5:06.0	2/26.572 12/5:16.8	4/28.636 11/5:16.6	5/29.717 11/5:23.8	7/31.285 9/5:10.8	1/25.666 12/5:08.8		
7.	3/26.606 12/5:26.2	7/30.484 9/5:06.5	6/28.276 10/5:02.7	2/25.125 12/5:14.6	4/26.536 11/5:13.1	5/30.625 11/5:25.7	8/35.109 9/5:11.5	1/24.717 12/5:07.1		
8.	3/26.141 12/5:24.6	7/32.310 9/5:04.5	6/26.522 11/5:27.8	1/25.480 12/5:13.5	4/26.484 11/5:10.4	5/29.145 11/5:25.0	8/38.960 9/5:16.4	2/34.698 12/5:20.7		
9.	3/26.829 12/5:24.3	7/31.943 9/5:02.6	6/34.683 10/5:03.4	1/26.109 12/5:13.5	4/25.776 11/5:07.4	5/28.204 11/5:23.4	8/33.089 9/5:14.3	2/26.031 12/5:19.8		
10.	3/31.946 11/5:02.7		5/25.888 11/5:28.9	1/25.997 12/5:13.3		4/28.521 11/5:22.4		2/29.935 12/5:23.7		
11.	3/27.052 11/5:02.2		5/25.769 11/5:24.7	1/26.852 12/5:14.1		4/27.640 11/5:20.7		2/27.498 12/5:24.3		
12.				1/26.141 12/5:14.1				2/25.220 12/5:22.5		

Top Qualifiers	Qual#	Laps	Race Time (Difference)	Round	Race	Pos in Race	Fast Lap
Lopez, Jader	1	12	5:01.882	2	8	1	24.019
Borkowicz, Daimon	2	12	5:05.058 3.176	1	10	1	24.491
Hazbun, Sebastian	3	12	5:08.664 3.606	1	10	2	25.016
Carlson, Glenn	4	12	5:14.148 5.484	2	9	1	25.125
Viesins, Christopher	5	12	5:15.475 1.327	1	10	3	25.280
Phillipps, Brian	6	12	5:18.027 2.552	2	8	2	25.651
Janos `Lazi` Lazar	7	12	5:22.547 4.520	2	9	2	24.717
Eich, Dustin	8	12	5:25.029 2.482	2	8	3	25.100
Neddeff, Matt	9	11	5:02.265	2	9	3	26.141
Intravia, Chris	10	11	5:02.650 0.385	2	8	4	24.999

Top Qualifier is Lopez, Jader 12/5: 01.882 (Rnd 2)



South Florida Off Road Championship Series Race 4

Ser#42318

Timing and Scoring by www.RCScorePro.com

Sponsor	Driver Name	Car	Pos	Laps	Race Time	Behind	Fast Lap	Average Top 5	Top 10	Top 15	Q#
	Borkowicz, Daimon	3	1	13	5:15.805		23.604	23.871	24.100		1
	Hazbun, Sebastian	6	2	13	5:17.632	1.827	23.802	23.933	24.184		2
	Viesins, Christopher	5	3	13	5:24.310	8.505	23.525	23.771	24.276		3
	Hutton, Jonathan	8	4	10	5:08.279		26.337	28.299	30.828		18
	Rodriguez, Fred	4	5	9	5:17.384		30.939	33.552			24
	Hold, Kiarra	1	6	8	5:46.045		23.051	38.024			25
	Hold, Brett	7	7	3	1:27.988		27.960				19
	Taylor, Dan	2	8	2	1:02.202		29.066				13

Car# 1	2	3	4	5	6	7	8	9	10
Hold	Taylor	Borkowicz	Rodriguez	Viesins	Hazbun	Hold	Hutton		
1. 8/42.230 8/5:37.8	5/29.066 11/5:19.7	1/24.287 13/5:15.7	7/34.754 9/5:12.7	3/26.878 12/5:22.5	2/25.163 12/5:01.9	4/28.335 11/5:11.7	6/32.987 10/5:29.9		
2. 8/37.817 8/5:20.1	5/33.136 10/5:11.0	1/23.604 13/5:11.2	7/38.378 9/5:29.0	3/23.609 12/5:02.9	2/24.061 13/5:19.9	4/27.960 11/5:09.6	6/29.617 10/5:13.0		
3. 7/46.281 8/5:36.8		1/24.303 13/5:12.8	6/34.104 9/5:21.7	3/27.188 12/5:10.6	2/24.175 13/5:18.0	4/31.693 11/5:22.6	5/27.744 10/5:01.1		
4. 6/52.355 7/5:12.6		1/23.938 13/5:12.4	5/36.196 9/5:22.7	3/23.853 12/5:04.5	2/24.238 13/5:17.3		4/29.928 10/5:00.6		
5. 6/23.051 8/5:22.7		1/24.448 13/5:13.5	5/36.872 9/5:24.5	3/27.488 12/5:09.6	2/24.586 13/5:17.7		4/30.301 10/5:01.1		
6. 6/57.291 7/5:02.1		1/23.783 13/5:12.7	5/38.045 9/5:27.5	3/23.908 12/5:05.8	2/24.466 13/5:17.8		4/34.126 10/5:07.8		
7. 6/40.775 8/5:42.6		1/24.100 13/5:12.8	5/31.767 9/5:21.5	3/25.333 12/5:05.5	2/25.633 13/5:20.0		4/27.869 10/5:03.6		
8. 6/46.245 7/5:02.7		1/24.703 13/5:13.9	5/36.329 9/5:22.2	3/24.763 12/5:04.5	2/24.713 13/5:20.1		4/37.227 10/5:12.2		
9.		1/23.932 13/5:13.5	5/30.939 9/5:17.3	3/23.525 12/5:02.0	2/23.918 13/5:19.1		4/32.143 10/5:13.2		
10.		1/24.202 13/5:13.6		3/25.056 12/5:01.9	2/24.993 13/5:19.7		4/26.337 10/5:08.2		
11.		1/25.079 13/5:14.8		3/24.316 12/5:01.0	2/23.802 13/5:18.7				
12.		1/24.406 13/5:15.0		3/23.959 13/5:24.8	2/23.885 13/5:18.0				
13.		1/25.020 13/5:15.8		3/24.434 13/5:24.3	2/23.999 13/5:17.6				

Top Qualifiers	Qual#	Laps	Race Time (Difference)	Round	Race	Pos in Race	Fast Lap
Borkowicz, Daimon	1	13	5:15.805	2	10	1	23.604
Hazbun, Sebastian	2	13	5:17.632 1.827	2	10	2	23.802
Viesins, Christopher	3	13	5:24.310 6.678	2	10	3	23.525
Lopez, Jader	4	12	5:01.882	2	8	1	24.019
Carlson, Glenn	5	12	5:14.148 12.26	2	9	1	25.125
Phillipps, Brian	6	12	5:18.027 3.879	2	8	2	25.651
Janos `Lazi` Lazar	7	12	5:22.547 4.520	2	9	2	24.717
Eich, Dustin	8	12	5:25.029 2.482	2	8	3	25.100
Neddeff, Matt	9	11	5:02.265	2	9	3	26.141
Intravia, Chris	10	11	5:02.650 0.385	2	8	4	24.999

Pro 4 Mod

Round 2

Top Qualifier is Paz, Daniel 12/5: 23.051 (Rnd 1)

11

South Florida Off Road Championship Series Race 4

Ser#42318

Timing and Scoring by www.RCScorePro.com

Sponsor	Driver Name	Car	Pos	Laps	Race Time	Behind	Fast Lap	Average Top 5	Top 10	Top 15	Q#
	Iler, David	5	1	11	5:12.091		26.770	27.137	27.914		6
	Rodriguez, Felipe	3	2	11	5:18.407	6.316	27.274	27.940	28.679		7
	Mazza, Tony	11	3	11	5:31.209	19.118	28.194	28.418	29.512		9
	Large, Scott	1	4	10	5:07.903		28.195	28.859	30.790		12
	Iler, Jessica	6	5	10	5:16.456	8.553	29.847	30.960	31.646		15
	Butera, Gavin "The Hammer"	7	6	10	5:17.252	9.349	28.315	29.274	31.725		16
	Honcho, Mke	10	7	10	5:28.204	20.301	30.893	31.559	32.820		21
	Jones, Jeff	8	8	9	5:17.256		31.571	33.342			23
	Large, Brandon	2	9	9	5:31.255	13.999	21.149	32.141			26
	Perry, Richard	4	10	7	4:17.097		32.022	34.529			24
	Reynolds, Ed	9	11	0							

Car#	1	2	3	4	5	6	7	8	9	10
	Large	Large	Rodriguez	Perry	Iler	Iler	Butera	Jones	Reynolds	Honcho
1.	5/31.897 10/5:19.0	10/34.741 9/5:12.6	3/29.656 11/5:26.2	9/33.854 9/5:04.6	1/28.557 11/5:14.1	7/32.385 10/5:23.8	2/29.455 11/5:23.9	8/33.378 9/5:00.4		6/32.252 10/5:22.5
2.	3/29.122 10/5:05.1	10/34.851 9/5:13.1	1/29.930 11/5:27.7	8/34.306 9/5:06.7	4/32.949 10/5:07.5	6/33.145 10/5:27.6	5/34.427 10/5:19.4	9/35.198 9/5:08.6		7/34.393 10/5:33.2
3.	4/31.241 10/5:07.5	9/35.629 9/5:15.6	1/28.257 11/5:22.0	8/34.769 9/5:08.7	2/28.450 11/5:29.8	5/32.187 10/5:25.7	6/36.086 10/5:33.2	10/44.361 8/5:01.1		7/34.272 9/5:02.7
4.	4/34.870 10/5:17.8	10/47.224 8/5:04.8	1/28.800 11/5:20.7	8/37.696 9/5:16.3	2/26.901 11/5:21.3	5/31.275 10/5:22.4	6/31.921 10/5:29.7	9/31.571 9/5:25.1		7/32.849 9/5:00.9
5.	4/28.915 10/5:12.0	10/34.336 9/5:36.2	2/28.785 11/5:19.9	9/38.241 9/5:21.9	1/26.770 11/5:15.9	5/31.974 10/5:21.9	7/37.056 9/5:04.0	8/32.296 9/5:18.2		6/31.507 10/5:30.5
6.	4/29.179 10/5:08.6	8/21.149 9/5:11.8	2/29.581 11/5:20.8	9/32.022 9/5:16.3	1/27.483 11/5:13.7	5/30.642 10/5:19.3	7/28.988 10/5:29.8	10/35.957 9/5:19.1		6/30.918 10/5:26.9
7.	4/34.584 10/5:14.0	9/43.186 9/5:22.8	2/27.274 11/5:17.8	10/46.209 9/5:30.5	1/29.460 11/5:15.1	5/29.847 10/5:16.3	7/29.927 10/5:25.5	8/35.030 9/5:18.5		6/30.893 10/5:24.4
8.	4/28.885 10/5:10.8	9/42.125 9/5:29.8	2/27.864 11/5:16.4		1/28.676 11/5:15.2	5/31.655 10/5:16.3	6/28.315 10/5:20.2	8/34.919 9/5:18.0		7/33.601 10/5:25.8
9.	4/28.195 10/5:07.6	9/38.014 9/5:31.2	2/29.120 11/5:16.8		1/26.809 11/5:12.9	5/31.966 10/5:16.7	6/29.684 10/5:17.6	8/34.546 9/5:17.2		7/32.224 10/5:25.4
10.	4/31.015 10/5:07.8		2/27.519 11/5:15.4		1/27.722 11/5:12.1	5/31.380 10/5:16.4	6/31.393 10/5:17.2			7/35.295 10/5:28.1
11.			2/31.621 11/5:18.4		1/28.314 11/5:12.0					

Car#	11	12	13	14	15	16	17	18	19	20
	Mazza									
1.	4/31.254 10/5:12.5									
2.	2/29.412 10/5:03.3									
3.	3/29.659 10/5:01.0									
4.	3/28.626 11/5:27.1									
5.	3/28.491 11/5:24.3									
6.	3/28.306 11/5:22.2									
7.	3/28.194 11/5:20.4									
8.	3/36.088 10/5:00.0									
9.	3/28.475 11/5:28.1									
10.	3/30.603 11/5:29.0									
11.	3/32.101 10/5:01.1									

Top Qualifiers	Qual#	Laps	Race Time (Difference)	Round	Race	Pos in Race	Fast Lap
Paz, Daniel	1	12	5:23.051	1	13	1	25.695
Janos `Lazi` Lazar	2	11	5:04.018	1	12	1	26.760

Carlson, Glenn	3	11	5:08.614	4.596	1	13	2	26.763
Intravia, Chris	4	11	5:09.429	0.815	1	13	3	26.270
Torres, Yamig	5	11	5:11.152	1.723	1	13	4	26.977
Iler, David	6	11	5:12.091	0.939	2	11	1	26.770
Rodriguez, Felipe	7	11	5:18.407	6.316	2	11	2	27.274
Record, Jeff	8	11	5:28.337	9.930	1	13	5	28.152
Mazza, Tony	9	11	5:31.209	2.872	2	11	3	28.194
Chavez, Daniel	10	10	5:00.353		1	12	2	26.889

Car# 11 12 13 14 15 16 17 18 19 20
Hold

12.

<u>Top Qualifiers</u>	<u>Qual#</u>	<u>Laps</u>	<u>Race Time (Difference)</u>		<u>Round</u>	<u>Race</u>	<u>Pos in Race</u>	<u>Fast Lap</u>
Janos `Lazi` Lazar	1	12	5:16.201		2	12	1	25.272
Paz, Daniel	2	12	5:23.051	6.850	1	13	1	25.695
Carlson, Glenn	3	11	5:08.614		1	13	2	26.763
Intravia, Chris	4	11	5:09.429	0.815	1	13	3	26.270
Torres, Yamig	5	11	5:11.152	1.723	1	13	4	26.977
Iler, David	6	11	5:12.091	0.939	2	11	1	26.770
Rodriguez, Felipe	7	11	5:18.407	6.316	2	11	2	27.274
Chavez, Daniel	8	11	5:19.617	1.210	2	12	2	26.707
Viesens, Ron	9	11	5:26.880	7.263	2	12	3	27.889
Record, Jeff	10	11	5:28.337	1.457	1	13	5	28.152

Pro 4 Mod

Round 2

Top Qualifier is Janos `Lazi` Lazar 12/5: 16.201 (Rnd 2)

13

South Florida Off Road Championship Series Race 4

Ser#42318

Timing and Scoring by www.RCScoringPro.com

Sponsor	Driver Name	Car	Pos	Laps	Race Time	Behind	Fast Lap	Average Top 5	Top 10	Top 15	Q#
	Intravia, Chris	9	1	12	5:19.829		25.839	26.184	26.408		2
	Paz, Daniel	10	2	12	5:22.640	2.811	24.754	25.188	25.756		3
	Torres, Yamig	1	3	12	5:24.165	4.336	25.660	26.279	26.630		4
	Record, Jeff	8	4	11	5:13.115		27.377	27.749	28.307		7
	Carlson, Glenn	4	5	10	5:09.839		26.321	27.412	30.984		5
	Mazza, Joey	2	6	10	5:17.856	8.017	28.383	29.063	31.786		21
	Kepple, Matthew	5	7	10	5:19.260	9.421	28.585	29.839	31.926		22
	Cooper, Jared	6	8	9	5:21.582		31.203	33.171			27
	Reiman, Wayne	7	9	9	5:28.694	7.112	32.757	34.233			28
	Lee, Alain	3	10	7	5:12.268		37.871	42.349			31

Car#	1	2	3	4	5	6	7	8	9	10
	Torres	Mazza	Lee	Carlson	Kepple	Cooper	Reiman	Record	Intravia	Paz
1.	3/27.421 11/5:01.6	8/39.768 8/5:18.1	10/51.936 6/5:11.6	7/36.177 9/5:25.6	5/31.574 10/5:15.6	6/34.688 9/5:12.2	9/40.587 8/5:24.7	4/29.424 11/5:23.6	2/26.482 12/5:17.7	1/24.754 13/5:21.7
2.	3/26.909 12/5:25.9	8/30.148 9/5:14.6	10/41.602 7/5:27.3	6/28.269 10/5:22.2	5/29.230 10/5:04.0	7/31.203 10/5:29.4	9/35.075 8/5:02.6	4/27.982 11/5:15.7	2/26.617 12/5:18.6	1/26.777 12/5:09.1
3.	3/26.489 12/5:23.2	6/28.635 10/5:28.5	10/48.588 7/5:31.6	8/39.812 9/5:12.7	5/34.477 10/5:17.6	7/34.843 9/5:02.1	9/35.507 9/5:33.5	4/28.323 11/5:14.3	2/26.149 12/5:17.0	1/26.266 12/5:11.1
4.	3/26.286 12/5:21.3	6/29.589 10/5:20.3	10/37.871 7/5:15.0	7/33.472 9/5:09.8	5/29.343 10/5:11.5	8/39.245 9/5:14.9	9/40.231 8/5:02.8	4/27.718 11/5:11.9	2/25.839 12/5:15.2	1/25.805 12/5:10.7
5.	3/26.526 12/5:20.7	6/32.472 10/5:21.2	10/46.776 7/5:17.4	7/27.856 10/5:31.1	5/31.439 10/5:12.1	8/34.351 9/5:13.7	9/37.532 8/5:02.2	4/29.086 11/5:13.5	2/26.986 12/5:16.9	1/26.711 12/5:12.7
6.	2/26.433 12/5:20.1	7/34.192 10/5:24.6	10/46.424 7/5:18.7	5/26.321 10/5:19.8	6/37.264 10/5:22.2	8/35.137 9/5:14.2	9/34.494 9/5:35.1	4/28.542 11/5:13.6	3/28.534 12/5:21.2	1/25.238 12/5:11.1
7.	2/26.798 12/5:20.3	7/32.365 10/5:24.5	10/39.071 7/5:12.2	5/28.091 10/5:14.2	6/33.214 10/5:23.6	8/33.548 9/5:12.4	9/39.179 8/5:00.1	4/28.166 11/5:13.0	3/26.523 12/5:20.7	1/25.359 12/5:10.1
8.	3/30.268 12/5:25.6	7/33.742 10/5:26.1		5/26.522 10/5:08.1	6/28.585 10/5:18.9	8/32.067 9/5:09.4	9/32.757 9/5:32.2	4/27.500 11/5:11.7	2/26.374 12/5:20.2	1/31.045 12/5:17.9
9.	3/26.979 12/5:25.4	7/28.383 10/5:21.4		5/30.116 10/5:07.3	6/30.598 10/5:17.4	8/46.500 9/5:21.5	9/33.332 9/5:28.6	4/27.377 11/5:10.5	2/27.210 12/5:20.9	1/25.922 12/5:17.1
10.	3/25.660 12/5:23.7	6/28.562 10/5:17.8		5/33.203 10/5:09.8	7/33.536 10/5:19.2			4/28.955 11/5:11.3	2/26.549 12/5:20.7	1/24.784 12/5:15.1
11.	3/27.598 12/5:24.4							4/30.042 11/5:13.1	2/26.075 12/5:20.0	1/25.945 12/5:14.8
12.	3/26.798 12/5:24.1								1/26.491 12/5:19.8	2/34.034 12/5:22.6

Top Qualifiers	Qual#	Laps	Race Time (Difference)	Round	Race	Pos in Race	Fast Lap
Janos `Lazi` Lazar	1	12	5:16.201	2	12	1	25.272
Intravia, Chris	2	12	5:19.829 3.628	2	13	1	25.839
Paz, Daniel	3	12	5:22.640 2.811	2	13	2	24.754
Torres, Yamig	4	12	5:24.165 1.525	2	13	3	25.660
Carlson, Glenn	5	11	5:08.614	1	13	2	26.763
Iler, David	6	11	5:12.091 3.477	2	11	1	26.770
Record, Jeff	7	11	5:13.115 1.024	2	13	4	27.377
Rodriguez, Felipe	8	11	5:18.407 5.292	2	11	2	27.274
Chavez, Daniel	9	11	5:19.617 1.210	2	12	2	26.707
Viesens, Ron	10	11	5:26.880 7.263	2	12	3	27.889

South Florida Off Road Championship Series Race 4

Ser#42318

Timing and Scoring by www.RCScorePro.com

Sponsor	Driver Name	Car	Pos	Laps	Race Time	Behind	Fast Lap	Average Top 5	Top 10	Top 15	Q#
	Kranz, Jeff	3	1	12	5:07.390		25.037	25.304	25.487		3
	Janos `Lazi` Lazar	1	2	12	5:16.713	9.323	24.238	24.936	25.799		4
	Perez, Luis	8	3	12	5:21.941	14.551	24.816	25.164	25.971		5
	Romani, Ron	5	4	12	5:25.908	18.518	25.701	26.011	26.363		7
	Iler, Jessica	4	5	11	5:09.329		27.229	27.665	28.057		9
	Mntiel, Christian	7	6	11	5:21.345	12.016	25.826	27.114	28.676		10
	Molina, Felix	6	7	10	5:06.174		27.772	28.437	30.617		15
	Hold, Brett	2	8	10	5:16.858	10.684	26.212	28.277	31.686		12

Car#	1	2	3	4	5	6	7	8	9	10
	Janos `Lazi` Lazar	Hold	Kranz	Iler	Romani	Molina	Montiel	Perez		
1.	6/28.409 11/5:12.5	4/27.918 11/5:07.1	1/25.590 12/5:07.0	5/28.179 11/5:09.9	2/26.818 12/5:21.8	7/29.785 11/5:27.6	3/27.204 12/5:26.3	8/30.058 10/5:00.5		
2.	3/24.999 12/5:20.4	7/28.508 11/5:10.3	1/25.453 12/5:06.2	5/27.806 11/5:07.8	2/26.266 12/5:18.4	8/28.085 11/5:18.2	4/28.655 11/5:07.2	6/26.280 11/5:09.8		
3.	2/25.502 12/5:15.6	7/32.128 11/5:24.6	1/26.004 12/5:08.1	4/27.574 11/5:06.3	3/25.830 12/5:15.6	8/30.844 11/5:25.2	6/29.297 11/5:12.2	5/28.022 11/5:09.3		
4.	3/26.676 12/5:16.7	7/28.964 11/5:23.1	1/25.468 12/5:07.5	5/28.606 11/5:08.4	2/26.366 12/5:15.8	8/38.608 10/5:18.2	6/31.584 11/5:21.0	4/27.574 11/5:07.8		
5.	3/29.981 12/5:25.3	7/29.784 11/5:24.0	1/25.703 12/5:07.7	5/28.709 11/5:09.9	2/26.605 12/5:16.5	8/28.164 10/5:10.9	6/29.674 11/5:22.1	4/24.816 11/5:00.8		
6.	2/25.016 12/5:21.1	6/32.727 10/5:00.0	1/26.519 12/5:09.4	5/28.761 11/5:10.9	4/31.963 11/5:00.3	8/35.296 10/5:17.9	7/34.581 10/5:01.6	3/24.920 12/5:23.3		
7.	2/26.033 12/5:19.9	6/26.212 11/5:24.0	1/25.037 12/5:08.1	5/28.444 11/5:11.2	3/27.139 11/5:00.1	8/29.152 10/5:14.1	7/25.826 11/5:25.0	4/32.168 11/5:04.6		
8.	2/25.417 12/5:18.0	8/43.018 10/5:11.5	1/25.474 12/5:07.8	5/27.229 11/5:09.8	3/26.649 12/5:26.4	7/29.013 10/5:11.1	6/29.827 11/5:25.3	4/25.085 11/5:01.0		
9.	2/26.693 12/5:18.3	8/30.391 10/5:10.7	1/25.090 12/5:07.1	5/27.771 11/5:09.3	3/25.701 12/5:24.4	7/29.455 10/5:09.3	6/30.814 11/5:26.8	4/26.244 12/5:26.8		
10.	2/28.741 12/5:20.9	8/37.208 10/5:16.8	1/25.550 12/5:07.0	5/27.946 11/5:09.1	3/26.083 12/5:23.3	7/27.772 10/5:06.1	6/27.030 11/5:23.9	4/25.507 12/5:24.8		
11.	2/24.238 12/5:18.2		1/25.713 12/5:07.2	5/28.304 11/5:09.3	3/26.177 12/5:22.4		6/26.853 11/5:21.3	4/25.494 12/5:23.0		
12.	2/25.008 12/5:16.7		1/25.789 12/5:07.3		4/30.311 12/5:25.9			3/25.773 12/5:21.9		

Top Qualifiers	Qual#	Laps	Race Time (Difference)	Round	Race	Pos in Race	Fast Lap
Viesins, Christopher	1	12	5:00.933	1	16	1	23.687
Intravia, Chris	2	12	5:00.959 0.026	1	16	2	24.590
Kranz, Jeff	3	12	5:07.390 6.431	2	14	1	25.037
Janos `Lazi` Lazar	4	12	5:16.713 9.323	2	14	2	24.238
Perez, Luis	5	12	5:21.941 5.228	2	14	3	24.816
Schaefer, Chris	6	12	5:25.491 3.550	1	16	3	25.934
Romani, Ron	7	12	5:25.908 0.417	2	14	4	25.701
Rodriguez, Felipe	8	11	5:06.386	1	15	1	26.573
Iler, Jessica	9	11	5:09.329 2.943	2	14	5	27.229
Montiel, Christian	10	11	5:21.345 12.01	2	14	6	25.826

South Florida Off Road Championship Series Race 4

Ser#42318

Timing and Scoring by www.RCScoringPro.com

Sponsor	Driver Name	Car	Pos	Laps	Race Time	Behind	Fast Lap	Average Top 5	Top 10	Top 15	Q#
	Viesens, Ron	5	1	11	5:08.806		26.995	27.503	27.909		9
	Lee, Pak	4	2	10	5:01.598		27.723	28.331	30.160		14
	Rodriguez, Felipe	1	3	10	5:21.677	20.079	26.028	26.420	32.168		8
	Large, Scott	3	4	10	5:22.233	20.635	27.654	29.824	32.223		18
	Robles, Jose	2	5	9	5:11.950		30.026	32.274			20
	Hancock, John	7	6	9	5:12.336	0.386	30.135	32.844			19
	Betancur, Juan	6	7	9	5:33.749	21.799	30.215	32.458			21

Car#	1	2	3	4	5	6	7	8	9	10
	Rodriguez	Robles	Large	Lee	Viesens	Betancur	Hancock			
1.	1/26.152 12/5:13.7	7/43.221 7/5:02.5	4/32.512 10/5:25.0	3/31.025 10/5:10.1	2/27.270 12/5:27.2	6/35.637 9/5:20.7	5/34.135 9/5:07.1			
2.	1/26.626 12/5:16.6	7/37.806 8/5:24.1	4/29.335 10/5:09.2	3/29.380 10/5:02.0	2/27.442 11/5:00.9	5/35.387 9/5:19.5	6/40.095 9/5:34.0			
3.	1/27.568 12/5:21.3	7/34.307 8/5:07.5	3/31.946 10/5:12.6	4/38.916 10/5:31.0	2/27.913 11/5:02.9	5/30.482 9/5:04.5	6/30.135 9/5:13.0			
4.	1/27.071 12/5:22.2	7/31.792 9/5:31.0	3/27.654 10/5:03.6	4/28.775 10/5:20.2	2/26.995 11/5:01.4	6/42.500 9/5:24.0	5/33.574 9/5:10.3			
5.	1/26.028 12/5:20.2	6/32.827 9/5:23.9	3/31.131 10/5:05.1	4/28.592 10/5:13.3	2/28.628 11/5:04.1	7/57.294 8/5:22.0	5/35.936 9/5:12.9			
6.	1/26.604 12/5:20.1	6/34.174 9/5:21.1	4/34.774 10/5:12.2	3/27.723 10/5:07.3	2/27.950 11/5:04.6	7/30.964 8/5:09.6	5/33.467 9/5:11.0			
7.	1/27.707 12/5:21.8	6/32.551 9/5:17.1	4/29.886 10/5:10.3	3/30.015 10/5:06.3	2/27.893 11/5:04.9	7/36.029 8/5:06.6	5/36.100 9/5:12.9			
8.	2/52.236 11/5:29.9	6/30.026 9/5:11.2	4/31.181 10/5:10.5	3/28.799 10/5:04.0	1/28.364 11/5:05.8	7/30.215 9/5:35.8	5/32.908 9/5:10.8			
9.	4/54.993 10/5:27.7	5/35.246 9/5:11.9	3/31.114 10/5:10.5	2/30.605 10/5:04.2	1/28.267 11/5:06.4	7/35.241 9/5:33.7	6/35.986 9/5:12.3			
10.	3/26.692 10/5:21.6		4/42.700 10/5:22.2	2/27.768 10/5:01.6	1/29.716 11/5:08.4					
11.					1/28.368 11/5:08.8					

Top Qualifiers	Qual#	Laps	Race Time (Difference)	Round	Race	Pos in Race	Fast Lap
Viesins, Christopher	1	12	5:00.933	1	16	1	23.687
Intravia, Chris	2	12	5:00.959 0.026	1	16	2	24.590
Kranz, Jeff	3	12	5:07.390 6.431	2	14	1	25.037
Janos `Lazi` Lazar	4	12	5:16.713 9.323	2	14	2	24.238
Perez, Luis	5	12	5:21.941 5.228	2	14	3	24.816
Schaefer, Chris	6	12	5:25.491 3.550	1	16	3	25.934
Romani, Ron	7	12	5:25.908 0.417	2	14	4	25.701
Rodriguez, Felipe	8	11	5:06.386	1	15	1	26.573
Viesens, Ron	9	11	5:08.806 2.420	2	15	1	26.995
Iler, Jessica	10	11	5:09.329 0.523	2	14	5	27.229

Top Qualifier is Viesins, Christopher 12/5:00.933 (Rnd 1)

16

South Florida Off Road Championship Series Race 4

Ser#42318

Timing and Scoring by www.RCScoringPro.com

Sponsor	Driver Name	Car	Pos	Laps	Race Time	Behind	Fast Lap	Average Top 5	Top 10	Top 15	Q#
	Viesins, Christopher	6	1	12	5:01.587		23.541	23.998	24.511		1
	Schaefer, Chris	2	2	12	5:23.937	22.350	25.087	25.681	26.433		6
	Butera, Gavin "The Hammer"	4	3	11	5:18.094		26.305	27.682	28.561		11
	Carlson, Glenn	5	4	11	5:29.912	11.818	25.075	25.732	27.013		13
	Hutton, Jonathan	3	5	10	5:17.602		28.066	28.512	31.760		17
	Intravia, Chris	7	6	8	3:19.215		24.304	24.671			2
	Torres, Yamig	1	7	4	1:44.748		25.649				22

Car# 1	2	3	4	5	6	7	8	9	10
Torres	Schaefer	Hutton	Butera	Carlson	Viesins	Intravia			
1. 5/26.906 12/5:22.9	3/26.666 12/5:20.0	7/35.995 9/5:23.9	6/27.681 11/5:04.4	4/26.676 12/5:20.1	1/24.192 13/5:14.4	2/25.287 12/5:03.4			
2. 4/26.045 12/5:17.7	3/25.087 12/5:10.5	7/35.969 9/5:23.8	6/29.130 11/5:12.4	5/29.779 11/5:10.4	1/24.478 13/5:16.3	2/25.493 12/5:04.6			
3. 3/26.148 12/5:16.3	4/28.380 12/5:20.5	7/28.487 9/5:01.3	6/26.305 11/5:04.7	5/25.075 12/5:26.1	1/25.860 13/5:22.9	2/25.008 12/5:03.1			
4. 3/25.649 12/5:14.2	4/26.616 12/5:20.2	7/28.122 10/5:21.4	6/29.539 11/5:09.8	5/28.866 11/5:03.6	1/23.893 13/5:19.8	2/24.904 12/5:02.0			
5.	4/31.179 11/5:03.4	6/29.710 10/5:16.5	5/27.881 11/5:09.1	3/25.918 12/5:27.1	1/23.541 13/5:17.0	2/24.609 12/5:00.7			
6.	4/27.805 11/5:03.8	6/35.853 10/5:23.5	5/30.751 11/5:14.0	3/27.356 11/5:00.0	1/24.418 13/5:17.1	2/24.532 13/5:24.6			
7.	4/26.461 11/5:02.0	6/35.110 10/5:27.5	5/28.989 11/5:14.7	3/28.362 11/5:01.7	1/25.646 13/5:19.4	2/24.304 13/5:23.4			
8.	3/25.801 12/5:27.0	6/28.066 10/5:21.6	5/28.254 11/5:14.2	4/27.113 11/5:01.3	2/30.614 12/5:03.9	1/25.078 13/5:23.7			
9.	3/28.426 11/5:01.1	5/28.173 10/5:17.2	4/32.483 11/5:19.0	2/25.496 12/5:26.1	1/24.230 12/5:02.4				
10.	3/25.621 12/5:26.4	5/32.117 10/5:17.6	4/28.291 11/5:18.2	2/25.493 12/5:24.1	1/25.207 12/5:02.4				
11.	2/26.181 12/5:25.3		3/28.790 11/5:18.0	4/59.778 11/5:29.9	1/24.134 12/5:01.3				
12.	2/25.714 12/5:23.9				1/25.374 12/5:01.5				

Top Qualifiers	Qual#	Laps	Race Time (Difference)		Round	Race	Pos in Race	Fast Lap
Viesins, Christopher	1	12	5:00.933		1	16	1	23.687
Intravia, Chris	2	12	5:00.959	0.026	1	16	2	24.590
Kranz, Jeff	3	12	5:07.390	6.431	2	14	1	25.037
Janos `Lazi` Lazar	4	12	5:16.713	9.323	2	14	2	24.238
Perez, Luis	5	12	5:21.941	5.228	2	14	3	24.816
Schaefer, Chris	6	12	5:23.937	1.996	2	16	2	25.087
Romani, Ron	7	12	5:25.908	1.971	2	14	4	25.701
Rodriguez, Felipe	8	11	5:06.386		1	15	1	26.573
Viesens, Ron	9	11	5:08.806	2.420	2	15	1	26.995
Iler, Jessica	10	11	5:09.329	0.523	2	14	5	27.229

Pro 4 Mod (D Main)

Round 3

Top Qualifier is Janos `Lazi` Lazar 12/5: 16.201 (Rnd 2)

1

South Florida Off Road Championship Series Race 4

Ser#42318

Timing and Scoring by www.RCScorePro.com

Sponsor	Driver Name	Car	Pos	Laps	Race Time	Behind	Fast Lap	Average Top 5	Top 10	Top 15	Q#
	Cooper, Jared	3	1	11	5:15.288		29.099	26.176	28.287		27
	Jones, Jeff	1	2	10	5:08.069		30.617	26.662	30.807		25
	Perry, Richard	2	3	10	5:26.341	18.272	31.465	30.013	32.634		26
	Reiman, Wayne	4	4	9	5:02.751		30.928	29.621			28
	Large, Brandon	5	5	9	5:09.839	7.088	31.763	29.760			29
	Garoutte, Conner	6	6	9	5:10.188	7.437	33.989	30.992			30
	Lee, Alain	7	7	7	4:48.622		39.696	37.790			31
	Reynolds, Ed	8	8	0							32

Car# 1	2	3	4	5	6	7	8	9	10
Jones	Perry	Cooper	Reiman	Large	Garoutte	Lee	Reynolds		
1. 1/9.203 33/5:03.5	7/18.138 17/5:08.3	3/13.005 24/5:12.2	4/13.703 22/5:01.3	2/12.352 25/5:08.7	6/17.146 18/5:08.6	5/14.836 21/5:11.6			
2. 1/31.001 15/5:01.5	5/34.540 12/5:16.0	2/29.480 15/5:18.5	4/35.614 13/5:20.5	3/34.981 13/5:07.6	7/40.881 11/5:19.1	6/43.183 11/5:19.1			
3. 1/31.560 13/5:10.9	5/38.029 10/5:02.3	2/29.664 13/5:12.6	3/30.928 12/5:20.9	4/37.543 11/5:11.2	6/37.743 10/5:19.2	7/42.749 9/5:02.3			
4. 2/33.511 12/5:15.8	5/31.465 10/5:05.4	1/31.233 12/5:10.1	3/37.853 11/5:24.7	4/33.699 11/5:26.0	6/34.928 10/5:26.7	7/50.237 8/5:02.0			
5. 2/31.467 11/5:00.8	5/34.569 10/5:13.4	1/30.367 12/5:21.0	4/35.821 10/5:07.8	3/31.763 10/5:00.6	6/33.989 10/5:29.3	7/39.696 8/5:05.1			
6. 2/31.844 11/5:09.0	5/34.719 10/5:19.1	1/32.415 11/5:04.6	4/35.950 10/5:16.4	3/36.725 10/5:11.7	6/34.737 10/5:32.3	7/49.433 8/5:20.1			
7. 2/41.927 10/5:00.7	4/34.418 10/5:22.6	1/29.749 11/5:07.8	5/38.570 10/5:26.3	3/36.006 10/5:18.6	6/37.300 9/5:04.3	7/48.488 8/5:29.8			
8. 2/30.617 10/5:01.4	3/33.461 10/5:24.1	1/29.099 11/5:09.3	4/32.037 10/5:25.6	5/38.448 10/5:26.8	6/34.161 9/5:04.7				
9. 2/35.919 10/5:07.8	3/32.917 10/5:24.7	1/30.739 11/5:12.5	4/42.275 9/5:02.7	5/48.322 9/5:09.8	6/39.303 9/5:10.1				
10. 2/31.020 10/5:08.0	3/34.085 10/5:26.3	1/29.904 11/5:14.2							
11.		1/29.633 11/5:15.2							

4wd Mod (C Main)

Round 3

Top Qualifier is Borkowicz, Daimon 13/5: 15.805 (Rnd 2)

3

South Florida Off Road Championship Series Race 4

Ser#42318

Timing and Scoring by www.RCScoringPro.com

Sponsor	Driver Name	Car	Pos	Laps	Race Time	Behind	Fast Lap	Average Top 5	Top 10	Top 15	Q#
	Lee, Pak	1	1	12	5:10.420		26.245	22.741	25.054		17
	Mato, Jose	4	2	12	5:14.456	4.036	26.005	23.392	25.695		20
	Hutton, Jonathan	2	3	12	5:19.970	9.550	25.727	22.941	25.557		18
	Robles, Jose	5	4	11	5:03.374		27.709	24.793	27.209		21
	Hold, Brett	3	5	11	5:11.862	8.488	26.520	23.955	27.518		19
	Gilbert, Nate	6	6	10	5:01.352		28.667	26.356	30.135		22
	Blankenbicker, Patrick	7	7	2	0:47.892		36.201				23
	Rodriguez, Fred	8	8	0							24
	Hold, Kiarra	9	9	0							25

Car#	1	2	3	4	5	6	7	8	9	10
	Lee	Hutton	Hold	Mato	Robles	Gilbert	Blankenbicker	Rodriguez	Hold	
1.	1/7.828 39/5:05.3	2/8.436 36/5:03.8	6/12.791 24/5:06.9	3/9.464 32/5:02.7	4/10.874 28/5:04.3	7/13.955 22/5:07.1	5/11.691 26/5:03.9			
2.	2/27.557 17/5:00.7	1/26.512 18/5:14.5	5/28.641 15/5:10.7	3/28.585 16/5:04.3	4/29.504 15/5:02.8	6/30.658 14/5:12.2	7/36.201 13/5:11.2			
3.	2/26.644 15/5:10.1	1/26.906 15/5:09.2	6/32.522 13/5:20.4	3/27.890 14/5:07.7	4/29.511 13/5:02.8	5/28.965 13/5:18.8				
4.	1/27.270 14/5:12.5	2/28.615 14/5:16.6	5/33.853 12/5:23.4	3/27.364 13/5:03.2	4/28.169 13/5:18.6	6/34.405 12/5:23.9				
5.	1/28.049 13/5:05.1	2/27.240 13/5:06.0	6/36.684 11/5:17.8	3/27.946 13/5:15.2	4/29.449 12/5:06.0	5/29.536 11/5:02.5				
6.	2/27.650 13/5:14.1	1/27.122 13/5:13.7	6/28.773 11/5:17.6	3/28.735 13/5:24.9	4/30.366 12/5:15.7	5/35.470 11/5:17.1				
7.	2/31.835 12/5:03.1	3/32.201 12/5:03.4	5/27.131 11/5:14.9	1/26.005 12/5:01.6	4/28.641 12/5:19.7	6/36.117 11/5:28.6				
8.	1/26.245 12/5:04.6	3/28.970 12/5:09.0	5/26.520 11/5:12.0	2/28.208 12/5:06.2	4/29.295 12/5:23.7	6/28.667 11/5:26.9				
9.	1/26.306 12/5:05.8	3/27.441 12/5:11.2	5/26.588 11/5:09.8	2/27.238 12/5:08.5	4/27.709 12/5:24.6	6/31.696 11/5:29.3				
10.	1/27.502 12/5:08.2	3/25.727 12/5:11.0	5/26.743 11/5:08.2	2/26.949 12/5:10.0	4/31.283 11/5:02.2	6/31.883 10/5:01.3				
11.	1/26.852 12/5:09.5	3/28.604 12/5:13.9	5/31.616 11/5:11.8	2/28.767 12/5:13.2	4/28.573 11/5:03.3					
12.	1/26.682 12/5:10.4	3/32.196 12/5:19.9		2/27.305 12/5:14.4						

Pro 4 Mod (C Main)

Round 3

Top Qualifier is Janos `Lazi` Lazar 12/5: 16.201 (Rnd 2)

4

South Florida Off Road Championship Series Race 4

Ser#42318

Timing and Scoring by www.RCScorePro.com

Sponsor	Driver Name	Car	Pos	Laps	Race Time	Behind	Fast Lap	Average Top 5	Top 10	Top 15	Q#
	Butera, Gavin "The Hammer"	4	1	11	5:01.827		27.347	24.729	26.969		20
	Mazza, Joey	5	2	11	5:06.787	4.960	27.444	24.243	27.351		21
	Hold, Brett	1	3	11	5:11.585	9.758	26.864	24.333	27.508		17
	Kepple, Matthew	6	4	11	5:16.319	14.492	28.040	25.004	27.985		22
	Iler, Jessica	3	5	11	5:24.579	22.752	28.356	25.568	28.590		19
	OConnell, Denis	2	6	10	5:06.364		28.467	25.115	30.636		18
	Jones, Jeff	10	7	9	5:07.913		31.526	29.297			Bump
	Honcho, Mke	8	8	9	5:12.363	4.450	33.139	30.556			24
	Blankenbicker, Patrick	7	9	7	3:14.551		29.490	26.160			23
	Cooper, Jared	9	10	0							Bump

Car#	1	2	3	4	5	6	7	8	9	10
	Hold	OConnell	Iler	Butera	Mazza	Kepple	Blankenbicker	Honcho	Cooper	Jones
1.	2/9.233 33/5:04.5	1/8.828 34/5:00.2	3/10.256 30/5:07.8	9/13.235 23/5:04.2	4/10.483 29/5:03.9	5/10.885 28/5:04.6	6/11.026 28/5:08.8	7/12.700 24/5:04.7		8/12.802 24/5:07.2
2.	5/36.510 14/5:20.1	1/29.465 16/5:06.3	7/38.679 13/5:18.1	3/28.150 15/5:10.3	2/28.722 16/5:13.6	6/36.468 13/5:07.7	4/31.370 15/5:18.0	8/36.438 13/5:19.4		9/37.648 12/5:02.7
3.	5/30.372 12/5:04.4	3/30.810 14/5:22.4	6/31.235 12/5:20.6	2/27.364 14/5:20.8	1/27.808 14/5:12.7	7/33.748 12/5:24.3	4/29.620 13/5:12.0	8/41.127 10/5:00.8		9/43.461 10/5:13.0
4.	5/28.554 12/5:14.0	3/28.997 13/5:18.8	6/29.509 11/5:01.6	2/28.173 13/5:14.9	1/27.614 13/5:07.5	7/28.799 11/5:02.2	4/29.953 12/5:05.9	8/39.584 10/5:24.6		9/42.652 9/5:07.2
5.	5/28.441 12/5:19.4	3/28.467 12/5:03.7	6/31.500 11/5:10.5	2/29.575 12/5:03.6	1/27.867 13/5:18.4	7/31.898 11/5:11.9	4/29.490 12/5:15.5	8/36.964 9/5:00.2		9/31.789 9/5:03.0
6.	4/30.415 12/5:27.0	5/39.733 11/5:04.8	6/28.356 11/5:10.8	2/29.911 12/5:12.8	1/31.919 12/5:08.8	7/28.680 11/5:12.5	3/30.711 12/5:24.3	9/35.196 9/5:03.0		8/31.526 10/5:33.1
7.	3/28.575 11/5:01.8	5/31.479 11/5:10.7	7/29.859 11/5:13.3	2/27.550 12/5:15.3	1/27.444 12/5:11.7	6/28.878 11/5:13.2	4/32.381 11/5:05.7	9/35.308 9/5:05.1		8/33.284 10/5:33.0
8.	3/29.994 11/5:05.3	4/29.820 11/5:12.9	6/30.243 11/5:15.7	2/27.347 12/5:16.9	1/28.881 12/5:16.1	5/28.617 11/5:13.4		8/41.907 9/5:14.1		7/37.665 9/5:04.6
9.	3/26.864 11/5:04.2	6/37.546 11/5:24.0	5/31.823 11/5:19.5	1/29.332 12/5:20.8	2/30.711 12/5:21.9	4/31.236 11/5:16.8		8/33.139 9/5:12.3		7/37.086 9/5:07.9
10.	3/32.231 11/5:09.3	6/41.219 10/5:06.3	5/33.260 11/5:24.1	1/32.137 11/5:00.0	2/32.063 11/5:00.8	4/29.070 11/5:17.1				
11.	3/30.396 11/5:11.5		5/29.859 11/5:24.5	1/29.053 11/5:01.8	2/33.275 11/5:06.7	4/28.040 11/5:16.3				

E-buggy (C Main)

Top Qualifier is Viesins, Christopher 12/5:00.933 (Rnd 1)

Round 3

5

South Florida Off Road Championship Series Race 4

Ser#42318

Timing and Scoring by www.RCScoringPro.com

Sponsor	Driver Name	Car	Pos	Laps	Race Time	Behind	Fast Lap	Average Top 5	Top 10	Top 15	Q#
	Torres, Yamig	6	1	11	5:05.685		25.242	25.690	26.408		22
	Hutton, Jonathan	1	2	10	5:04.827		27.703	28.187	30.483		17
	Robles, Jose	4	3	10	5:19.659	14.832	28.501	29.835	31.966		20
	Hancock, John	3	4	10	5:27.331	22.504	29.077	30.043	32.733		19
	Large, Scott	2	5	10	5:28.531	23.704	28.851	29.826	32.853		18
	Betancur, Juan	5	6	9	5:06.590		28.078	30.679			21

Car#	1	2	3	4	5	6	7	8	9	10
	Hutton	Large	Hancock	Robles	Betancur	Torres				
1.	5/42.821 8/5:42.5	4/41.783 8/5:34.2	2/40.742 8/5:25.9	1/39.693 8/5:17.5	6/44.308 7/5:10.1	3/41.604 8/5:32.8				
2.	4/29.899 9/5:27.2	2/29.570 9/5:21.0	5/33.957 9/5:36.1	3/32.400 9/5:24.4	6/30.715 8/5:00.0	1/25.723 9/5:02.9				
3.	2/29.341 9/5:06.1	5/36.211 9/5:22.6	4/29.682 9/5:13.1	3/31.165 9/5:09.7	6/34.006 9/5:27.0	1/26.966 10/5:14.3				
4.	2/27.703 10/5:24.3	5/34.118 9/5:18.7	3/29.907 9/5:02.1	4/32.876 9/5:06.2	6/34.564 9/5:23.0	1/25.991 10/5:00.6				
5.	2/28.698 10/5:16.9	5/30.718 9/5:10.3	3/30.420 10/5:29.4	4/32.225 9/5:03.0	6/30.198 9/5:12.8	1/25.242 11/5:20.1				
6.	2/27.723 10/5:10.3	6/30.186 9/5:03.8	3/32.513 10/5:28.6	4/29.295 10/5:29.4	5/28.078 9/5:02.8	1/27.043 11/5:16.3				
7.	2/30.106 10/5:08.9	5/33.062 9/5:02.9	4/32.574 10/5:28.2	3/30.448 10/5:25.8	6/39.785 9/5:10.6	1/26.124 11/5:12.2				
8.	2/28.747 10/5:06.3	5/28.851 10/5:30.6	4/29.077 10/5:23.5	3/28.501 10/5:20.7	6/30.398 9/5:06.0	1/26.056 11/5:09.0				
9.	2/28.066 10/5:03.4	5/29.803 10/5:27.0	4/31.128 10/5:22.2	3/29.766 10/5:18.1	6/34.538 9/5:06.5	1/25.439 11/5:05.7				
10.	2/31.723 10/5:04.8	5/34.229 10/5:28.5	4/37.331 10/5:27.3	3/33.290 10/5:19.6		1/26.954 11/5:04.8				
11.						1/28.543 11/5:05.6				

2wd Stock (B Main)

Round 3

Top Qualifier is Everett, Erik 11/5: 10.984 (Rnd 2)



South Florida Off Road Championship Series Race 4

Ser#42318

Timing and Scoring by www.RCScorePro.com

Sponsor	Driver Name	Car	Pos	Laps	Race Time	Behind	Fast Lap	Average Top 5	Top 10	Top 15	Q#
	Iler, David	2	1	12	5:21.485		27.456	24.008	26.243		10
	Davis, Bill	1	2	12	5:22.016	0.531	27.099	23.576	25.826		9
	Romani, Ron	4	3	12	5:25.375	3.890	26.751	24.123	26.330		12
	Lee, Pak	3	4	11	5:04.629		27.023	24.186	27.192		11
	Dionese, Tommy	8	5	11	5:06.138	1.509	27.350	24.595	27.043		16
	Eich, Dustin	6	6	11	5:07.253	2.624	27.037	24.258	27.271		14
	Chavez, Daniel	9	7	10	4:28.980		26.449	24.216	26.898		Bump
	Large, James	5	8	10	5:00.120	31.140	28.796	25.797	30.012		13
	Cooper, Jared	10	9	10	5:03.596	34.616	29.461	26.642	30.360		Bump
	Large, Scott	7	10	10	5:08.475	39.495	29.614	27.232	30.847		15

Car#	1	2	3	4	5	6	7	8	9	10
	Davis	Iler	Lee	Romani	Large	Eich	Large	Dionese	Chavez	Cooper
1.	1/9.000 34/5:06.0	2/9.399 32/5:00.8	4/10.917 28/5:05.7	6/11.265 27/5:04.2	3/10.419 29/5:02.1	5/11.099 28/5:10.8	10/13.838 22/5:04.4	7/12.114 25/5:02.7	9/13.511 23/5:10.7	8/12.866 24/5:08.8
2.	1/27.380 17/5:09.2	2/30.122 16/5:16.1	8/32.713 14/5:05.4	4/29.496 15/5:05.6	3/29.869 15/5:02.1	5/31.130 15/5:16.7	7/29.614 14/5:04.1	10/35.705 13/5:10.8	9/31.282 14/5:13.5	6/30.088 14/5:00.6
3.	1/27.099 15/5:17.3	2/27.456 14/5:12.5	3/28.149 13/5:11.0	5/32.158 13/5:15.9	10/38.835 12/5:16.4	6/31.089 13/5:17.7	8/32.733 12/5:04.7	9/28.725 12/5:06.1	7/30.337 12/5:00.5	4/29.461 13/5:13.7
4.	1/28.145 14/5:20.6	2/27.661 13/5:07.5	3/27.423 13/5:22.4	5/28.540 12/5:04.3	10/31.507 11/5:04.2	4/27.879 12/5:03.6	8/30.141 12/5:18.9	7/28.561 12/5:15.3	6/27.381 12/5:07.5	9/34.755 12/5:21.5
5.	1/28.827 13/5:13.1	2/28.306 13/5:19.6	3/28.151 12/5:05.6	5/27.291 12/5:09.0	10/28.796 11/5:06.7	4/27.037 12/5:07.7	9/32.419 11/5:05.2	7/27.411 12/5:18.0	6/26.449 12/5:09.5	8/30.900 11/5:03.7
6.	1/27.197 13/5:19.9	2/28.747 12/5:03.3	4/29.293 12/5:13.3	3/27.874 12/5:13.2	9/31.154 11/5:12.7	6/31.019 12/5:18.5	10/33.493 11/5:15.7	7/28.677 12/5:22.3	5/28.085 12/5:14.1	8/31.821 11/5:11.4
7.	1/30.605 12/5:05.5	2/28.591 12/5:09.0	6/30.956 12/5:21.6	3/28.114 12/5:16.6	9/29.719 11/5:14.7	5/27.930 12/5:20.8	10/30.538 11/5:18.6	7/27.814 12/5:24.0	4/29.623 12/5:20.0	8/29.894 11/5:13.9
8.	1/27.287 12/5:08.3	2/27.700 12/5:11.9	6/27.023 12/5:21.9	3/27.434 12/5:18.2	8/33.375 11/5:21.2	5/27.343 12/5:21.7	9/32.027 11/5:22.8	7/27.350 12/5:24.5	4/27.236 12/5:20.8	10/38.017 11/5:26.9
9.	1/27.488 12/5:10.7	2/28.625 12/5:15.4	5/27.417 12/5:22.7	3/26.751 12/5:18.5	8/30.180 11/5:22.4	6/28.595 12/5:24.1	10/35.026 11/5:29.7	7/28.285 12/5:26.1	4/26.503 12/5:20.5	9/31.688 11/5:29.3
10.	2/33.151 12/5:19.4	1/27.823 12/5:17.3	7/32.512 11/5:02.0	3/28.111 12/5:20.4	8/36.266 10/5:00.1	5/29.594 12/5:27.2	10/38.646 10/5:08.4	6/29.135 11/5:01.1	4/28.573 12/5:22.7	9/34.106 10/5:03.6
11.	2/28.541 12/5:21.5	1/28.930 12/5:20.0	4/30.075 11/5:04.6	3/29.916 12/5:23.9		6/34.538 11/5:07.2		5/32.361 11/5:06.1		
12.	2/27.296 12/5:22.0	1/28.125 12/5:21.4		3/28.425 12/5:25.3						

4wd Mod (B Main)

Round 3

Top Qualifier is Borkowicz, Daimon 13/5: 15.805 (Rnd 2)



South Florida Off Road Championship Series Race 4

Ser#42318

Timing and Scoring by www.RCScoringPro.com

Sponsor	Driver Name	Car	Pos	Laps	Race Time	Behind	Fast Lap	Average Top 5	Top 10	Top 15	Q#
	Phillipps, Kyle	7	1	13	5:27.787		24.912	22.494	24.404		15
	Butera, Gavin "The Hammer"	4	2	12	5:02.401		25.401	22.513	24.616		12
	Neddeff, Matt	1	3	12	5:03.530	1.129	25.071	22.022	24.470		9
	Romani, Ron	3	4	12	5:17.146	14.745	25.288	22.419	25.159		11
	Dionese, Tommy	6	5	12	5:17.556	15.155	26.072	22.977	25.279		14
	Lee, Pak	9	6	9	4:01.011		26.075	24.043			Bump
	Mato, Jose	10	7	9	4:13.092	12.081	26.224	24.815			Bump
	Mntiel, Christian	8	8	8	3:31.657		25.354	22.539			16
	Intravia, Chris	2	9	0							10
	Taylor, Dan	5	10	0							13

Car#	1	2	3	4	5	6	7	8	9	10
	Neddeff	Intravia	Romani	Butera	Taylor	Dionese	Phillipps	Montiel	Lee	Mato
1.	1/8.453 36/5:04.1		2/9.127 33/5:01.2	3/9.589 32/5:06.8		4/9.918 31/5:07.5	7/11.108 28/5:11.0	5/10.341 30/5:10.1	8/11.500 27/5:10.5	6/11.031 28/5:08.8
2.	1/27.247 17/5:03.4		6/32.801 15/5:14.4	2/27.156 17/5:12.2		8/33.548 14/5:04.2	3/26.655 16/5:02.0	4/30.513 15/5:06.3	7/31.585 14/5:01.6	5/30.453 15/5:11.0
3.	1/26.468 15/5:10.8		6/32.750 13/5:23.6	2/25.682 15/5:12.1		5/27.563 13/5:07.7	3/26.741 14/5:01.0	4/25.466 14/5:09.4	7/32.907 12/5:03.9	8/37.849 12/5:17.3
4.	2/27.393 14/5:13.4		7/29.779 12/5:13.3	1/26.414 14/5:10.9		5/26.514 13/5:17.0	3/26.237 14/5:17.5	4/25.354 14/5:20.8	6/27.799 12/5:11.3	8/27.576 12/5:20.7
5.	4/31.103 13/5:13.7		6/25.288 12/5:11.3	1/27.034 13/5:01.2		5/26.072 13/5:21.3	2/26.145 13/5:03.9	3/25.948 13/5:05.8	7/28.085 12/5:16.5	8/26.224 12/5:19.5
6.	4/25.071 13/5:15.7		6/26.025 12/5:11.5	1/25.401 13/5:06.1		5/26.238 13/5:24.6	2/24.912 13/5:07.2	3/26.201 13/5:11.6	7/27.084 12/5:17.9	8/29.788 12/5:25.8
7.	4/27.655 13/5:22.0		6/26.040 12/5:11.6	2/25.679 13/5:10.0		5/26.366 12/5:02.0	1/25.057 13/5:09.8	3/25.586 13/5:14.6	7/26.075 12/5:17.1	8/30.927 11/5:04.6
8.	3/27.731 12/5:01.6		5/25.616 12/5:11.1	2/29.086 13/5:18.5		4/26.859 12/5:04.6	1/26.095 13/5:13.5	6/42.248 12/5:17.4	7/27.759 12/5:19.1	8/29.607 11/5:07.2
9.	3/25.522 12/5:02.1		5/28.546 12/5:14.6	2/26.213 13/5:21.0		4/29.343 12/5:09.8	1/25.871 13/5:16.0		6/28.217 12/5:21.3	7/29.637 11/5:09.3
10.	3/25.821 12/5:02.9		4/27.354 12/5:15.9	2/26.918 13/5:23.9		5/31.219 12/5:16.3	1/25.521 13/5:17.6			
11.	3/25.679 12/5:03.4		4/26.505 12/5:16.1	2/26.652 12/5:00.8		5/27.623 12/5:17.7	1/26.845 13/5:20.4			
12.	3/25.387 12/5:03.5		4/27.315 12/5:17.1	2/26.577 12/5:02.3		5/26.293 12/5:17.5	1/26.444 13/5:22.4			
13.							1/30.156 12/5:02.5			

E-buggy (B Main)

Top Qualifier is Viesins, Christopher 12/5:00.933 (Rnd 1)

Round 3

10

South Florida Off Road Championship Series Race 4

Ser#42318

Timing and Scoring by www.RCScoringPro.com

Sponsor	Driver Name	Car	Pos	Laps	Race Time	Behind	Fast Lap	Average Top 5	Top 10	Top 15	Q#
	Iler, Jessica	2	1	11	5:16.309		27.089	27.317	27.885		10
	Montiel, Christian	4	2	11	5:21.351	5.042	25.926	26.456	28.525		12
	Viesens, Ron	1	3	11	5:27.695	11.386	25.316	26.668	28.802		9
	Hold, Brett	6	4	11	5:27.813	11.504	26.506	27.848	28.961		14
	Lee, Pak	7	5	10	5:06.228		27.332	28.228	30.623		15
	Molina, Felix	8	6	10	5:13.030	6.802	28.210	28.770	31.303		16
	Hutton, Jonathan	10	7	4	2:16.602		29.462				Bump
	Carlson, Glenn	5	8	3	1:41.692		26.970				13
	Butera, Gavin "The Hammer"	3	9	0							11
	Torres, Yamig	9	10	0							Bump

Car#	1	2	3	4	5	6	7	8	9	10
	Viesens	Iler	Butera	Montiel	Carlson	Hold	Lee	Molina	Torres	Hutton
1.	4/39.672 8/5:17.3	2/37.459 9/5:37.1		1/36.099 9/5:24.9	8/45.632 7/5:19.4	3/38.207 8/5:05.6	5/40.972 8/5:27.7	7/44.889 7/5:14.2		6/44.329 7/5:10.3
2.	4/31.821 9/5:21.7	2/28.615 10/5:30.3		1/25.926 10/5:10.1	5/26.970 9/5:26.6	3/28.206 10/5:32.0	6/32.236 9/5:29.4	7/31.180 8/5:04.2		8/32.867 8/5:08.8
3.	4/28.330 10/5:32.7	2/28.784 10/5:16.1		1/30.788 10/5:09.3	5/29.090 9/5:05.0	3/30.039 10/5:21.5	6/30.583 9/5:11.3	7/28.210 9/5:12.8		8/29.944 9/5:21.4
4.	4/29.604 10/5:23.5	2/27.548 10/5:06.0		1/26.578 11/5:28.3		3/26.506 10/5:07.3	5/31.307 9/5:03.9	6/31.220 9/5:04.8		7/29.462 9/5:07.3
5.	4/26.470 10/5:11.8	1/27.365 11/5:29.4		2/30.868 10/5:00.5		3/29.339 10/5:04.6	5/28.539 10/5:27.2	6/28.347 10/5:27.6		
6.	3/25.316 10/5:02.0	2/28.583 11/5:26.9		1/27.839 11/5:26.5		4/29.312 10/5:02.6	5/27.332 10/5:18.2	6/30.259 10/5:23.5		
7.	2/26.803 11/5:26.8	1/28.635 11/5:25.2		3/31.917 10/5:00.0		4/29.171 10/5:01.1	5/28.071 10/5:12.9	6/29.032 10/5:18.7		
8.	2/26.419 11/5:22.3	1/27.220 11/5:22.0		3/26.199 11/5:24.7		4/28.211 11/5:28.6	5/29.296 10/5:10.4	6/31.630 10/5:18.4		
9.	2/28.479 11/5:21.3	1/27.364 11/5:19.6		3/31.561 11/5:27.2		4/30.979 11/5:29.9	5/29.988 10/5:09.2	6/28.335 10/5:14.5		
10.	2/31.151 11/5:23.4	1/27.647 11/5:18.1		3/27.342 11/5:24.6		4/27.145 11/5:26.8	5/27.904 10/5:06.2	6/29.928 10/5:13.0		
11.	3/33.630 11/5:27.6	1/27.089 11/5:16.3		2/26.234 11/5:21.3		4/30.698 11/5:27.8				

2wd Stock (A Main)

Round 3

Top Qualifier is Everett, Erik 11/5: 10.984 (Rnd 2)

11

South Florida Off Road Championship Series Race 4

Ser#42318

Timing and Scoring by www.RCScorePro.com

Sponsor	Driver Name	Car	Pos	Laps	Race Time	Behind	Fast Lap	Average Top 5	Top 10	Top 15	Q#
	Borkowicz, Dan	2	1	12	5:01.495		25.350	22.392	24.535		2
	Everett, Erik	1	2	12	5:04.071	2.576	26.206	22.736	24.732		1
	Diaz, Reuben	4	3	12	5:05.851	4.356	25.948	22.935	24.860		4
	Allen, Tom	5	4	12	5:13.097	11.602	26.280	23.542	25.639		5
	Kepple, Matthew	8	5	12	5:13.358	11.863	26.088	23.335	25.289		8
	paulk, johnathan	3	6	12	5:19.439	17.944	26.519	23.269	25.726		3
	Carlson, Glenn	7	7	12	5:19.894	18.399	26.823	23.609	25.844		7
	Kranz, Jeff	6	8	12	5:23.565	22.070	26.986	23.804	26.306		6
	Iler, David	9	9	12	5:25.897	24.402	27.497	24.555	26.541		Bump
	Davis, Bill	10	10	11	5:15.466		27.513	24.593	27.740		Bump

Car#	1	2	3	4	5	6	7	8	9	10
	Everett	Borkowicz	paulk	Diaz	Allen	Kranz	Carlson	Kepple	Iler	Davis
1.	1/8.000 38/5:04.0	2/8.493 36/5:05.6	3/9.310 33/5:07.2	4/9.449 32/5:02.3	6/10.456 29/5:03.3	5/9.973 31/5:09.0	7/10.586 29/5:07.1	8/10.975 28/5:07.1	9/11.217 27/5:02.9	10/12.266 25/5:06.7
2.	1/27.081 18/5:15.7	2/27.102 17/5:02.5	3/26.952 17/5:08.2	4/27.091 17/5:10.5	7/28.160 16/5:08.9	5/27.334 17/5:17.1	6/27.108 16/5:01.5	8/27.748 16/5:09.7	9/28.309 16/5:16.2	10/32.266 14/5:11.7
3.	1/26.773 15/5:09.2	2/26.680 15/5:11.3	7/31.244 14/5:15.0	3/26.932 15/5:17.3	5/27.569 14/5:08.8	6/28.962 14/5:09.2	4/28.078 14/5:06.9	9/31.029 13/5:02.2	8/28.893 14/5:19.2	10/32.604 12/5:08.5
4.	1/26.634 14/5:09.7	2/26.748 14/5:11.5	7/27.477 13/5:08.6	3/26.611 14/5:15.2	6/28.543 13/5:07.8	5/27.709 13/5:05.4	4/26.841 13/5:00.9	9/26.561 13/5:13.0	8/27.497 13/5:11.7	10/28.079 12/5:15.6
5.	1/26.487 14/5:21.9	2/26.899 13/5:01.3	9/30.931 12/5:02.1	3/26.506 13/5:03.1	5/27.950 13/5:18.9	8/30.352 13/5:23.2	4/27.387 13/5:12.0	6/27.110 13/5:20.8	7/28.066 13/5:22.3	10/27.705 12/5:19.0
6.	1/26.538 13/5:06.6	2/26.436 13/5:08.4	8/29.135 12/5:10.1	3/26.274 13/5:09.5	5/27.435 12/5:00.2	7/29.801 12/5:08.2	4/26.823 13/5:18.1	6/27.575 12/5:02.0	9/31.549 12/5:11.0	10/28.345 12/5:22.5
7.	1/26.206 13/5:11.4	2/26.340 13/5:13.2	8/26.999 12/5:12.0	3/26.729 13/5:14.9	5/26.280 12/5:02.3	7/27.514 12/5:11.3	4/26.837 13/5:22.5	6/29.437 12/5:09.3	9/27.786 12/5:14.2	10/27.614 12/5:23.7
8.	1/26.532 13/5:15.6	3/29.047 13/5:21.3	8/27.127 12/5:13.7	2/27.118 13/5:19.6	4/27.006 12/5:05.1	7/27.212 12/5:13.2	5/30.233 12/5:05.8	6/26.797 12/5:10.8	9/28.268 12/5:17.3	10/27.867 12/5:25.1
9.	1/26.611 13/5:19.0	3/25.878 13/5:23.0	7/27.860 12/5:16.0	2/25.948 13/5:21.6	4/26.773 12/5:06.8	8/29.268 12/5:17.4	5/26.959 12/5:07.7	6/26.987 12/5:12.2	9/28.210 12/5:19.7	10/27.513 12/5:25.6
10.	1/26.454 13/5:21.5	2/26.622 12/5:00.2	7/26.519 12/5:16.2	3/30.135 12/5:03.3	4/27.193 12/5:08.8	8/26.986 12/5:18.1	6/31.068 12/5:14.3	5/26.440 12/5:12.7	9/28.815 12/5:22.3	10/33.144 11/5:05.1
11.	1/27.269 13/5:24.5	2/25.350 12/5:00.6	6/26.567 12/5:16.4	3/26.497 12/5:04.6	4/27.672 12/5:10.9	8/28.298 12/5:20.0	7/30.382 12/5:18.8	5/26.611 12/5:13.3	9/28.347 12/5:23.9	10/38.063 11/5:15.4
12.	2/29.486 12/5:04.0	1/25.900 12/5:01.5	6/29.318 12/5:19.4	3/26.561 12/5:05.8	4/28.060 12/5:13.1	8/30.156 12/5:23.5	7/27.592 12/5:19.8	5/26.088 12/5:13.3	9/28.940 12/5:25.8	

2wd Mod (A Main)

Round 3

Top Qualifier is Borkowicz, Daimon 12/5: 18.044 (Rnd 2)

12

South Florida Off Road Championship Series Race 4

Ser#42318

Timing and Scoring by www.RCScoringPro.com

Sponsor	Driver Name	Car	Pos	Laps	Race Time	Behind	Fast Lap	Average Top 5	Top 10	Top 15	Q#
	Borkowicz, Daimon	1	1	13	5:01.433		24.030	20.863	22.642		1
	Hazbun, Richard	3	2	13	5:21.434	20.001	25.033	21.852	23.948		3
	Lopez, Jader	4	3	13	5:22.020	20.587	24.516	21.782	23.702		4
	Cabre, Collin	6	4	13	5:25.915	24.482	25.109	22.150	23.994		6
	Viesins, Christopher	9	5	13	5:27.009	25.576	24.569	21.830	23.995		Bump
	Jordao, Ricardo	7	6	12	5:00.584		25.290	22.246	24.145		7
	Rios, Ryan	10	7	12	5:09.984	9.400	25.538	22.903	25.052		Bump
	Applegate, Mke	2	8	0							2
	Taylor, Dan	5	9	0							5
	Worthington, Glenn	8	10	0							8

Car#	1	2	3	4	5	6	7	8	9	10
	Borkowicz	Applegate	Hazbun	Lopez	Taylor	Cabre	Jordao	Worthington	Viesins	Rios
1.	1/7.578 40/5:03.1		2/8.160 37/5:01.9	3/8.765 35/5:06.9		5/9.348 33/5:08.5	4/9.058 34/5:08.0		6/9.886 31/5:06.5	7/10.479 29/5:03.9
2.	1/24.491 19/5:04.6		2/25.539 18/5:03.3	3/25.631 18/5:09.5		5/26.381 17/5:03.7	4/25.545 18/5:11.4		6/26.157 17/5:06.3	7/26.367 17/5:13.2
3.	1/24.259 16/5:00.4		2/25.133 16/5:13.7	3/25.559 16/5:19.7		5/26.041 15/5:08.8	4/25.719 15/5:01.5		6/26.284 15/5:11.6	7/26.418 15/5:16.3
4.	1/24.500 15/5:03.1		2/26.059 15/5:18.3	3/25.621 15/5:20.9		7/28.843 14/5:17.1	4/25.648 14/5:00.8		5/24.569 14/5:04.1	6/25.711 14/5:11.3
5.	1/24.198 15/5:15.0		2/25.680 14/5:09.5	3/25.185 14/5:10.1		6/25.705 13/5:02.4	5/26.283 14/5:14.3		4/24.783 14/5:12.7	7/27.652 13/5:03.2
6.	1/24.265 14/5:01.6		2/25.397 14/5:17.2	3/25.574 14/5:18.1		5/25.689 13/5:07.6	6/32.609 13/5:13.8		4/27.305 13/5:01.1	7/30.849 13/5:19.5
7.	1/24.719 14/5:08.0		3/27.135 13/5:02.9	2/25.731 13/5:00.9		5/25.705 13/5:11.4	6/25.964 13/5:17.2		4/25.793 13/5:06.0	7/28.613 12/5:01.8
8.	1/24.248 14/5:11.9		3/26.763 13/5:08.5	2/25.219 13/5:04.3		5/25.109 13/5:13.3	6/25.832 13/5:19.5		4/25.266 13/5:08.8	7/27.477 12/5:05.3
9.	1/24.462 14/5:15.3		3/25.033 13/5:10.4	2/24.516 13/5:05.9		5/25.276 13/5:15.0	6/26.521 13/5:22.3		4/25.130 13/5:10.8	7/25.538 12/5:05.4
10.	1/24.541 14/5:18.1		4/26.458 13/5:13.7	2/26.095 13/5:09.2		5/25.464 13/5:16.6	6/25.687 13/5:23.5		3/24.781 13/5:11.9	7/26.563 12/5:06.8
11.	1/24.030 14/5:19.8		3/25.622 13/5:15.5	2/25.223 13/5:10.9		5/25.551 13/5:18.0	6/25.290 13/5:24.0		4/28.204 13/5:16.9	7/26.466 12/5:07.7
12.	1/25.757 13/5:00.1		2/26.403 13/5:17.8	3/30.876 13/5:18.4		5/30.755 13/5:24.8	6/26.428 12/5:00.5		4/31.027 13/5:24.1	7/27.851 12/5:09.9
13.	1/24.385 13/5:01.4		2/28.052 13/5:21.4	3/28.025 13/5:22.0		4/26.048 12/5:00.8			5/27.824 12/5:01.8	

Mod Truck (A Main)

Round 3

Top Qualifier is Borkowicz, Daimon 12/5: 16.629 (Rnd 2)

13

South Florida Off Road Championship Series Race 4

Ser#42318

Timing and Scoring by www.RCScorePro.com

Sponsor	Driver Name	Car	Pos	Laps	Race Time	Behind	Fast Lap	Average Top 5	Top 10	Top 15	Q#
	Borkowicz, Daimon	1	1	13	5:18.646		25.090	21.668	23.572		1
	paulk, johnathan	4	2	12	5:07.412		26.106	23.074	25.194		4
	Diaz, Reuben	5	3	12	5:07.762	0.350	25.772	22.719	24.894		5
	Kranz, Jeff	9	4	12	5:24.257	16.845	26.811	23.641	26.127		9
	Carlson, Glenn	10	5	12	5:26.182	18.770	26.951	24.223	26.264		10
	Everett, Erik	7	6	12	5:26.579	19.167	26.619	23.351	25.955		7
	Davis, Bill	8	7	12	5:28.221	20.809	26.859	24.511	26.339		8
	Viesens, Ron	12	8	11	5:07.116		28.824	25.749	27.706		12
	Dionese, Tommy	13	9	11	5:16.017	8.901	28.191	25.640	28.105		13
	Montiel, Christian	14	10	11	5:41.760	34.644	23.007	27.503	29.478		14
	Borkowicz, Dan	11	11	9	4:07.201		26.372	23.970			11
	Taylor, Dan	2	12	0							2
	Applegate, Mke	3	13	0							3
	Worthington, Glenn	6	14	0							6

Car#	1	2	3	4	5	6	7	8	9	10
	Borkowicz	Taylor	Applegate	paulk	Diaz	Worthington	Everett	Davis	Kranz	Carlson
1.	1/7.625 40/5:04.8			2/8.354 36/5:00.5	3/9.028 34/5:07.0		4/9.406 32/5:01.1	8/12.707 24/5:05.0	5/9.957 31/5:08.7	6/11.431 27/5:08.6
2.	1/25.331 19/5:13.1			2/26.106 18/5:10.1	3/26.276 17/5:00.0		4/26.619 17/5:06.1	10/30.265 14/5:00.7	5/26.811 17/5:12.5	7/28.029 16/5:15.6
3.	1/25.090 16/5:09.5			2/27.343 15/5:08.9	3/26.952 15/5:11.3		4/27.196 15/5:16.1	10/34.565 12/5:10.1	5/27.168 15/5:19.6	7/28.684 14/5:17.9
4.	1/25.106 15/5:11.8			3/27.611 14/5:12.9	2/26.622 14/5:11.0		4/26.848 14/5:15.2	10/26.859 12/5:13.2	5/28.900 13/5:01.7	7/28.305 13/5:13.4
5.	1/26.570 14/5:07.2			3/27.083 13/5:02.9	2/26.949 13/5:01.1		4/27.415 13/5:05.4	10/27.628 12/5:16.8	5/27.068 13/5:11.7	7/27.985 13/5:23.5
6.	1/25.186 14/5:14.7			3/26.920 13/5:10.7	2/26.351 13/5:08.0		4/28.947 13/5:17.2	8/27.696 12/5:19.4	6/29.696 13/5:24.1	7/27.687 12/5:04.2
7.	1/25.391 14/5:20.6			3/27.398 13/5:17.2	2/28.369 13/5:16.7		5/29.735 12/5:02.0	8/28.861 12/5:23.2	6/27.200 12/5:03.0	7/29.794 12/5:11.8
8.	1/25.371 13/5:01.7			2/27.858 13/5:22.8	3/30.450 12/5:01.5		4/26.685 12/5:04.2	8/27.665 12/5:24.3	6/29.325 12/5:09.1	7/27.059 12/5:13.4
9.	1/25.413 13/5:04.8			2/27.095 12/5:01.0	3/25.772 12/5:02.3		5/32.559 12/5:13.8	7/27.908 12/5:25.5	4/28.301 12/5:12.5	6/28.119 12/5:16.1
10.	1/25.866 13/5:08.0			2/26.908 12/5:03.2	3/28.263 12/5:06.0		5/28.190 12/5:16.3	7/27.914 12/5:26.4	4/28.769 12/5:15.8	6/26.951 12/5:16.8
11.	1/30.027 13/5:15.5			2/27.297 12/5:05.4	3/26.564 12/5:07.2		6/34.472 12/5:25.1	7/27.928 12/5:27.2	5/33.286 12/5:23.4	4/28.389 12/5:19.0
12.	1/26.324 13/5:17.7			2/27.439 12/5:07.4	3/26.166 12/5:07.7		6/28.507 12/5:26.5	7/28.225 11/5:00.8	4/27.776 12/5:24.2	5/33.749 12/5:26.1
13.	1/25.346 13/5:18.6									

Car#	11	12	13	14	15	16	17	18	19	20
	Borkowicz	Viesens	Dionese	Montiel						
1.	7/12.311 25/5:07.7	9/12.967 24/5:11.2	10/13.498 23/5:10.5	11/23.007 14/5:22.1						
2.	6/26.484 16/5:10.3	8/28.824 15/5:13.4	9/28.985 15/5:18.5	11/30.634 12/5:21.8						
3.	6/28.108 14/5:12.1	9/30.051 13/5:11.3	8/28.191 13/5:06.2	11/29.383 11/5:04.4						
4.	6/27.122 13/5:05.5	9/29.641 12/5:04.4	8/28.425 13/5:22.0	11/28.885 11/5:07.7						
5.	6/26.372 13/5:13.0	9/29.974 12/5:15.5	8/29.217 12/5:07.9	11/32.235 11/5:17.1						
6.	5/27.663 13/5:20.7	10/30.030 12/5:22.9	9/32.637 12/5:21.8	11/28.868 11/5:17.1						
7.	4/27.560 12/5:01.0	9/29.020 12/5:26.5	10/32.193 11/5:03.5	11/29.063 11/5:17.5						

4wd Mod (A Main)

Round 3

Top Qualifier is Borkowicz, Daimon 13/5: 15.805 (Rnd 2)

14

South Florida Off Road Championship Series Race 4

Ser#42318

Timing and Scoring by www.RCScoringPro.com

Sponsor	Driver Name	Car	Pos	Laps	Race Time	Behind	Fast Lap	Average Top 5	Top 10	Top 15	Q#
	Borkowicz, Daimon	1	1	14	5:18.327		23.248	20.324	22.090		1
	Viesins, Christopher	3	2	14	5:22.884	4.557	23.513	20.639	22.379		3
	Hazbun, Sebastian	2	3	13	5:02.720		23.604	20.773	22.633		2
	Phillipps, Kyle	9	4	12	5:01.186		25.108	22.556	24.442		Bump
	Janos `Lazi` Lazar	7	5	12	5:03.162	1.976	24.398	22.035	24.415		7
	Phillipps, Brian	6	6	12	5:12.994	11.808	25.413	22.450	25.124		6
	Eich, Dustin	8	7	12	5:13.896	12.710	25.714	22.999	25.214		8
	Carlson, Glenn	5	8	12	5:14.519	13.333	24.977	22.262	25.235		5
	Butera, Gavin "The Hammer"	10	9	12	5:19.287	18.101	25.407	22.527	25.233		Bump
	Lopez, Jader	4	10	5	3:02.761		24.156	36.552			4

Car#	1	2	3	4	5	6	7	8	9	10
	Borkowicz	Hazbun	Viesins	Lopez	Carlson	Phillipps	nos `Lazi` Laz	Eich	Phillipps	Butera
1.	1/7.515 40/5:00.3	2/8.174 37/5:02.2	3/8.586 35/5:00.6	10/14.026 22/5:08.6	4/9.538 32/5:05.2	5/9.914 31/5:07.2	6/9.977 31/5:09.3	8/10.967 28/5:07.1	9/11.421 27/5:08.3	7/10.433 29/5:02.4
2.	1/23.592 20/5:11.1	3/24.775 19/5:13.0	2/23.903 19/5:08.6	10/86.693 6/5:02.1	9/32.318 15/5:13.9	7/28.239 16/5:05.1	4/25.483 17/5:01.4	6/26.203 17/5:15.9	8/28.385 16/5:18.4	5/26.209 17/5:11.4
3.	1/23.786 17/5:11.0	3/25.515 16/5:11.7	2/23.648 17/5:18.1	10/33.700 7/5:13.6	7/24.977 14/5:11.8	9/32.047 13/5:04.2	4/25.245 15/5:03.5	8/30.073 14/5:13.7	6/26.347 14/5:08.6	5/25.709 15/5:11.7
4.	1/24.393 16/5:17.1	3/24.221 15/5:10.0	2/23.910 15/5:00.1	10/24.186 8/5:17.1	7/28.031 13/5:08.2	8/25.743 13/5:11.8	5/27.506 14/5:08.7	9/31.682 13/5:21.4	6/26.569 13/5:01.3	4/25.603 14/5:07.8
5.	1/24.026 15/5:09.9	3/24.268 15/5:20.8	2/23.513 15/5:10.6	10/24.156 9/5:28.9	7/25.484 13/5:12.9	8/27.131 13/5:19.9	4/29.992 13/5:07.3	9/26.760 12/5:01.6	6/26.704 13/5:10.5	5/31.060 13/5:09.4
6.	1/23.697 15/5:17.5	3/23.919 14/5:05.3	2/24.409 15/5:19.9		7/25.323 13/5:15.6	8/25.763 13/5:22.4	4/25.236 13/5:10.7	9/26.617 12/5:04.6	6/25.352 13/5:13.6	5/25.407 13/5:12.9
7.	1/23.248 14/5:00.5	3/24.710 14/5:11.1	2/23.976 14/5:03.8		6/27.309 13/5:21.2	8/28.490 12/5:03.9	5/29.018 13/5:20.2	9/25.864 12/5:05.4	4/26.247 13/5:17.6	7/32.542 12/5:03.3
8.	1/24.660 14/5:06.1	3/26.095 14/5:17.9	2/24.397 14/5:08.5		6/29.849 12/5:04.2	9/29.705 12/5:10.5	5/24.398 13/5:19.8	8/27.218 12/5:08.0	4/25.108 13/5:18.7	7/26.954 12/5:05.8
9.	1/23.590 14/5:08.7	3/24.379 14/5:20.5	2/24.524 14/5:12.4		8/28.999 12/5:09.1	9/25.416 12/5:09.9	5/25.320 13/5:20.9	7/26.248 12/5:08.8	4/25.622 13/5:20.3	6/26.693 12/5:07.4
10.	1/23.997 14/5:11.5	3/24.388 14/5:22.6	2/23.566 14/5:14.2		8/28.968 12/5:12.9	6/26.048 12/5:10.2	4/26.614 13/5:23.4	9/29.980 12/5:13.9	5/28.379 12/5:00.1	7/28.775 12/5:11.2
11.	1/24.304 14/5:14.1	3/24.723 13/5:01.5	2/24.473 14/5:16.7		8/25.987 12/5:12.8	6/25.413 12/5:09.7	4/25.799 13/5:24.5	9/25.714 12/5:13.4	5/25.777 12/5:00.9	7/25.483 12/5:10.7
12.	1/23.776 14/5:15.6	3/23.949 13/5:02.3	2/25.087 14/5:19.6		8/27.736 12/5:14.5	6/29.085 12/5:12.9	5/28.574 12/5:03.1	7/26.570 12/5:13.8	4/25.275 12/5:01.1	9/34.419 12/5:19.2
13.	1/24.068 14/5:17.3	3/23.604 13/5:02.7	2/25.012 14/5:22.0							
14.	1/23.675 14/5:18.3		2/23.880 14/5:22.8							

Pro 4 Mod (A Main)

Round 3

Top Qualifier is Janos `Lazi` Lazar 12/5: 16.201 (Rnd 2)

15

South Florida Off Road Championship Series Race 4

Ser#42318

Timing and Scoring by www.RCScoringPro.com

Sponsor	Driver Name	Car	Pos	Laps	Race Time	Behind	Fast Lap	Average Top 5	Top 10	Top 15	Q#
	Paz, Daniel	3	1	13	5:25.392		25.129	22.065	24.059		3
	Torres, Yamig	4	2	12	5:03.181		25.417	22.590	24.691		4
	Intravia, Chris	2	3	12	5:06.526	3.345	25.364	22.402	24.590		2
	Carlson, Glenn	5	4	12	5:07.341	4.160	26.031	22.878	24.974		5
	Janos `Lazi` Lazar	1	5	12	5:12.042	8.861	25.357	22.106	24.623		1
	Record, Jeff	7	6	12	5:17.562	14.381	26.999	24.128	25.872		7
	Iler, David	6	7	11	5:07.636		27.026	24.115	27.488		6
	Large, James	10	8	11	5:10.883	3.247	27.389	24.502	27.642		Bump
	Rodriguez, Felipe	8	9	11	5:15.876	8.240	27.912	25.394	27.997		8
	Chavez, Daniel	9	10	11	5:17.505	9.869	26.347	24.942	28.377		Bump

Car#	1	2	3	4	5	6	7	8	9	10
	Janos `Lazi` Lazar	Intravia	Paz	Torres	Carlson	Iler	Record	Rodriguez	Chavez	Large
1.	1/7.750 39/5:02.2	3/9.668 32/5:09.4	2/8.449 36/5:04.1	5/10.099 30/5:03.0	4/9.876 31/5:06.2	8/11.370 27/5:06.9	9/12.110 25/5:02.7	6/11.000 28/5:08.0	10/13.829 22/5:04.2	7/11.265 27/5:04.2
2.	1/25.357 19/5:14.5	6/30.803 15/5:03.5	2/25.534 18/5:05.8	3/28.198 16/5:06.3	4/29.584 16/5:15.6	5/28.968 15/5:02.5	7/29.165 15/5:09.5	9/31.232 15/5:16.7	8/28.128 15/5:14.6	10/34.462 14/5:20.1
3.	1/27.140 15/5:01.2	5/27.324 14/5:16.3	2/28.366 15/5:11.7	3/26.492 14/5:02.3	4/27.428 14/5:12.1	9/32.732 13/5:16.6	6/27.859 14/5:22.6	7/28.452 13/5:06.2	8/29.029 13/5:07.6	10/27.682 13/5:18.1
4.	1/26.734 14/5:04.4	5/25.951 13/5:04.6	2/25.732 14/5:08.2	3/25.417 14/5:15.7	4/26.059 13/5:02.0	9/32.335 12/5:16.2	6/27.212 13/5:13.1	10/35.901 12/5:19.7	7/26.347 13/5:16.3	8/28.346 12/5:05.2
5.	3/30.145 13/5:04.5	4/25.583 13/5:10.2	1/28.318 13/5:02.6	2/26.833 13/5:04.3	5/26.758 13/5:11.2	9/27.026 12/5:17.8	6/27.168 13/5:21.1	10/27.912 12/5:22.7	8/33.240 12/5:13.3	7/27.828 12/5:10.9
6.	2/27.022 13/5:12.3	4/25.364 13/5:13.4	1/25.753 13/5:07.9	3/27.407 13/5:12.9	5/26.283 13/5:16.3	8/27.574 12/5:20.0	6/28.366 12/5:03.7	10/30.470 11/5:02.4	9/30.566 12/5:22.2	7/29.151 12/5:17.4
7.	2/26.002 13/5:15.9	5/29.819 13/5:24.0	1/25.482 13/5:11.3	3/25.940 13/5:16.4	4/26.031 13/5:19.4	9/32.752 11/5:02.9	6/27.377 12/5:07.3	10/29.567 11/5:05.6	8/27.376 12/5:23.1	7/27.389 12/5:19.0
8.	2/25.805 13/5:18.4	5/26.106 12/5:00.9	1/26.534 13/5:15.5	3/25.932 13/5:19.0	4/27.290 13/5:23.8	8/27.133 11/5:02.3	6/27.255 12/5:09.7	10/30.582 11/5:09.5	9/32.685 11/5:04.1	7/31.590 12/5:26.5
9.	2/25.614 13/5:20.0	5/25.442 12/5:01.4	1/26.271 13/5:18.4	3/25.563 13/5:20.4	4/26.410 12/5:00.9	7/27.470 11/5:02.3	6/27.151 12/5:11.5	10/30.677 11/5:12.6	9/30.060 11/5:07.0	8/30.228 11/5:03.0
10.	3/28.236 13/5:24.7	5/27.418 12/5:04.1	1/25.856 13/5:20.1	2/26.953 13/5:23.4	4/26.143 12/5:02.2	7/29.857 11/5:04.9	6/26.999 12/5:12.7	10/30.039 11/5:14.4	9/32.510 11/5:12.1	8/31.181 11/5:07.0
11.	3/26.574 12/5:01.5	5/26.140 12/5:05.0	1/25.129 13/5:20.7	2/26.273 12/5:00.1	4/27.459 12/5:04.7	7/30.419 11/5:07.6	6/27.223 12/5:14.0	9/30.044 11/5:15.8	10/33.735 11/5:17.5	8/31.761 11/5:10.8
12.	5/35.663 12/5:12.0	3/26.908 12/5:06.5	1/25.846 13/5:22.0	2/28.074 12/5:03.1	4/28.020 12/5:07.3		6/29.677 12/5:17.5			
13.			1/28.122 12/5:00.3							

