




# South Florida Off Road Championship Series Race 6

Ser#42318

Timing and Scoring by [www.RCScorePro.com](http://www.RCScorePro.com)

Sponsor	Driver Name	Car	Pos	Laps	Race Time	Behind	Fast Lap	Average Top 5	Top 10	Top 15	Q#
	Worthington, Glenn	8	1	11	5:21.770		27.930	28.294	28.881		1
	Allen, Tom	4	2	11	5:29.311	7.541	29.130	29.398	29.762		2
	Paz, Daniel	9	3	10	5:01.597		28.613	29.581	30.160		3
	Davis, Bill	6	4	10	5:01.803	0.206	29.229	29.584	30.180		4
	Chavez, Daniel	7	5	10	5:17.021	15.424	30.075	30.969	31.702		5
	Lee, Pak	5	6	10	5:21.403	19.806	30.648	31.354	32.140		6
	Iler, David	1	7	10	5:26.381	24.784	30.195	30.790	32.638		7
	Rivera, Mke	2	8	7	5:12.668		41.700	42.899			8
	Hold, Kiarra	3	9	7	5:26.475	13.807	40.824	43.692			9

Car#	1	2	3	4	5	6	7	8	9	10
	Iler	Rivera	Hold	Allen	Lee	Davis	Chavez	Worthington	Paz	
1.	7/37.731 8/5:01.8	8/42.939 7/5:00.5	9/51.054 6/5:06.2	2/29.753 11/5:27.2	5/31.880 10/5:18.8	4/31.022 10/5:10.1	6/32.508 10/5:25.0	1/29.687 11/5:26.5	3/30.726 10/5:07.3	
2.	7/30.706 9/5:07.9	8/41.700 8/5:38.5	9/41.933 7/5:25.4	2/29.281 11/5:24.6	5/30.648 10/5:12.6	4/29.616 10/5:03.1	6/30.075 10/5:12.8	1/28.917 11/5:22.3	3/29.812 10/5:02.6	
3.	7/36.987 9/5:16.2	8/43.120 8/5:40.6	9/56.961 7/5:49.8	4/31.688 10/5:02.3	6/32.505 10/5:16.7	3/29.796 10/5:01.4	5/31.934 10/5:15.0	1/28.961 11/5:21.0	2/29.588 10/5:00.4	
4.	7/31.412 9/5:07.8	8/48.587 7/5:08.6	9/42.563 7/5:36.8	3/30.464 10/5:02.9	6/31.311 10/5:15.8	4/31.290 10/5:04.3	5/31.345 10/5:14.6	1/28.351 11/5:18.7	2/28.613 11/5:26.5	
5.	7/33.718 9/5:06.9	8/42.429 7/5:06.2	9/40.824 7/5:26.6	3/29.581 10/5:01.5	6/31.750 10/5:16.1	4/29.420 10/5:02.2	5/31.174 10/5:14.0	1/27.930 11/5:16.4	2/31.131 11/5:29.7	
6.	7/30.459 9/5:01.5	8/44.307 7/5:06.9	9/48.108 7/5:28.3	2/29.130 11/5:29.8	5/31.426 10/5:15.8	3/29.229 10/5:00.6	6/33.222 10/5:17.0	1/28.478 11/5:15.9	4/30.637 10/5:00.8	
7.	7/31.807 10/5:32.5	8/49.586 7/5:12.6	9/45.032 7/5:26.4	2/29.777 11/5:29.4	6/35.818 10/5:21.9	4/31.282 10/5:02.3	5/32.425 10/5:18.1	1/28.158 11/5:15.0	3/29.609 10/5:00.1	
8.	7/32.190 10/5:31.2			2/29.504 11/5:28.8	6/31.828 10/5:21.4	4/30.094 10/5:02.1	5/32.086 10/5:18.4	1/32.958 11/5:20.9	3/30.674 10/5:00.9	
9.	7/30.195 10/5:28.0			2/30.556 11/5:29.6	6/32.601 10/5:21.9	4/30.194 10/5:02.1	5/30.926 10/5:17.4	1/29.977 11/5:21.9	3/30.524 10/5:01.4	
10.	7/31.176 10/5:26.3			2/30.081 11/5:29.8	6/31.636 10/5:21.3	4/29.860 10/5:01.8	5/31.326 10/5:17.0	1/29.802 11/5:22.5	3/30.283 10/5:01.6	
11.				2/29.496 11/5:29.3				1/28.551 11/5:21.7		

Top Qualifier is Worthington, Glenn 11/5: 21.770 (Rnd 1)



# South Florida Off Road Championship Series Race 6

Ser#42318

Timing and Scoring by [www.RCScoringPro.com](http://www.RCScoringPro.com)

Sponsor	Driver Name	Car	Pos	Laps	Race Time	Behind	Fast Lap	Average Top 5	Top 10	Top 15	Q#
	Everett, Erik	9	1	11	5:19.483		27.884	28.458	28.824		1
	Kranz, Jeff	5	2	11	5:20.881	1.398	28.387	28.866	29.124		2
	Record, Corey	2	3	11	5:24.118	4.635	28.926	29.121	29.411		4
	Eich, Dustin	6	4	11	5:27.472	7.989	27.990	28.655	29.507		5
	Carlson, Glenn	8	5	10	5:09.752		29.400	29.806	30.975		9
	Dionese, Tommy	3	6	10	5:28.537	18.785	30.604	31.446	32.854		13
	Honcho, Mke	1	7	9	5:13.738		33.211	33.958			14
	Robles, Jose	4	8	9	5:18.111	4.373	33.179	34.018			15
	Blankenbicker, Patrick	7	9	8	5:09.161		33.528	36.776			16

Car# 1	2	3	4	5	6	7	8	9	10
Honcho	Record	Dionese	Robles	Kranz	Eich	Blankenbicker	Carlson	Everett	
1. 7/34.586 9/5-11.3	2/29.030 11/5-19.3	6/30.604 10/5-06.0	9/38.450 8/5-07.6	4/29.643 11/5-26.0	1/28.806 11/5-16.9	8/37.535 8/5-00.2	5/30.266 10/5-02.6	3/29.359 11/5-22.9	
2. 7/35.190 9/5-14.0	2/29.544 11/5-22.1	5/33.520 10/5-20.6	9/36.171 9/5-35.7	3/29.640 11/5-26.0	4/32.357 10/5-05.7	8/33.683 9/5-20.4	6/34.525 10/5-23.9	1/28.588 11/5-18.7	
3. 7/34.728 9/5-13.5	2/29.655 11/5-23.5	6/32.026 10/5-20.5	9/38.058 8/5-00.4	3/29.368 11/5-25.0	4/28.388 11/5-28.3	8/39.389 9/5-31.8	5/30.427 10/5-17.3	1/27.884 11/5-14.7	
4. 7/33.702 9/5-10.9	2/28.926 11/5-22.1	6/30.609 10/5-16.9	8/33.179 9/5-28.1	3/28.986 11/5-23.5	4/32.398 10/5-04.8	9/42.305 8/5-05.8	5/30.538 10/5-14.4	1/29.654 11/5-17.5	
5. 7/33.211 9/5-08.5	2/29.064 11/5-21.6	6/31.935 10/5-17.3	8/35.087 9/5-25.6	3/28.972 11/5-22.5	4/29.309 10/5-02.5	9/40.322 8/5-09.1	5/31.371 10/5-14.2	1/29.198 11/5-18.2	
6. 7/35.106 9/5-09.7	2/29.209 11/5-21.6	6/33.797 10/5-20.8	8/33.387 9/5-21.4	3/29.074 11/5-22.0	4/29.388 10/5-01.0	9/39.745 8/5-10.6	5/30.405 10/5-12.5	1/28.677 11/5-17.8	
7. 7/33.625 9/5-08.7	3/30.012 11/5-22.8	6/32.054 10/5-20.7	8/34.767 9/5-20.2	2/29.159 11/5-21.8	4/27.990 11/5-27.8	9/42.654 8/5-15.0	5/29.400 10/5-09.9	1/28.481 11/5-17.1	
8. 7/34.665 9/5-09.1	3/29.821 11/5-23.4	6/37.993 10/5-28.1	8/35.342 9/5-19.9	2/29.272 11/5-21.9	4/28.809 11/5-26.4	9/33.528 8/5-09.1	5/29.510 10/5-08.0	1/28.659 11/5-16.9	
9. 7/38.925 9/5-13.7	3/29.653 11/5-23.7	6/32.553 10/5-27.8	8/33.670 9/5-18.1	2/29.470 11/5-22.1	4/30.839 11/5-27.8		5/29.448 10/5-06.5	1/31.241 11/5-19.9	
10.	3/29.830 11/5-24.2	6/33.446 10/5-28.5		2/28.910 11/5-21.7	4/29.284 11/5-27.3		5/33.862 10/5-09.7	1/28.932 11/5-19.7	
11.	3/29.374 11/5-24.1			2/28.387 11/5-20.8	4/29.904 11/5-27.4			1/28.810 11/5-19.4	

Top Qualifiers	Qual#	Laps	Race Time (Difference)	Round	Race	Pos in Race	Fast Lap
Everett, Erik	1	11	5:19.483	1	2	1	27.884
Kranz, Jeff	2	11	5:20.881 1.398	1	2	2	28.387
Worthington, Glenn	3	11	5:21.770 0.889	1	1	1	27.930
Record, Corey	4	11	5:24.118 2.348	1	2	3	28.926
Eich, Dustin	5	11	5:27.472 3.354	1	2	4	27.990
Allen, Tom	6	11	5:29.311 1.839	1	1	2	29.130
Paz, Daniel	7	10	5:01.597	1	1	3	28.613
Davis, Bill	8	10	5:01.803 0.206	1	1	4	29.229
Carlson, Glenn	9	10	5:09.752 7.949	1	2	5	29.400
Chavez, Daniel	10	10	5:17.021 7.269	1	1	5	30.075

# 2wd Stock

Round 1

Top Qualifier is Everett, Erik 11/5: 19.483 (Rnd 1)

3

## South Florida Off Road Championship Series Race 6

Ser#42318

Timing and Scoring by [www.RCScoringPro.com](http://www.RCScoringPro.com)

Sponsor	Driver Name	Car	Pos	Laps	Race Time	Behind	Fast Lap	Average Top 5	Top 10	Top 15	Q#
	Borkowicz, Dan	5	1	11	5:19.859		27.890	28.258	28.782		2
	Large, Scott	3	2	10	5:18.075		30.410	30.950	31.807		12
	Romani, Ron	7	3	9	5:01.667		29.439	31.563			16
	Cooper, Jared	2	4	9	5:04.108	2.441	31.001	32.196			17
	Gilbert, Nate	6	5	9	5:04.560	2.893	32.417	32.727			18
	Reynolds, AJ	8	6	9	5:14.910	13.243	30.096	31.937			20
	Serio, Phil	1	7	9	5:19.637	17.970	33.658	34.496			22
	Rivera, Rob	4	8	9	5:23.571	21.904	32.102	33.632			23
	OConnell, Denis	9	9	8	5:28.670		31.527	34.514			25



Car# 1	2	3	4	5	6	7	8	9	10
Serio	Cooper	Large	Rivera	Borkowicz	Gilbert	Romani	Reynolds	OConnell	
1. 8/38.012 8/5:04.0	2/34.044 9/5:06.3	4/34.624 9/5:11.5	3/34.618 9/5:11.5	1/31.138 10/5:11.3	9/40.052 8/5:20.3	7/37.657 8/5:01.2	5/34.662 9/5:11.9	6/35.372 9/5:18.3	
2. 8/35.018 9/5:28.6	3/32.988 9/5:01.6	2/32.040 10/5:33.2	5/33.044 9/5:04.4	1/28.537 11/5:28.1	7/32.650 9/5:27.1	6/31.399 9/5:10.7	4/32.995 9/5:04.4	9/40.012 8/5:01.5	
3. 7/35.930 9/5:26.8	4/36.418 9/5:10.3	2/30.729 10/5:24.6	9/45.521 8/5:01.8	1/28.292 11/5:22.5	6/33.329 9/5:18.0	3/29.439 10/5:28.3	5/36.916 9/5:13.7	8/34.934 9/5:30.9	
4. 7/34.422 9/5:22.6	4/31.001 9/5:02.5	2/31.618 10/5:22.5	8/32.102 9/5:26.8	1/28.665 11/5:20.7	6/32.753 9/5:12.2	3/32.580 10/5:27.6	5/33.223 9/5:10.0	9/38.803 9/5:35.5	
5. 7/34.722 9/5:20.5	3/31.240 10/5:31.3	2/30.410 10/5:18.8	8/35.527 9/5:25.4	1/29.154 11/5:20.7	5/33.289 9/5:09.7	4/36.248 9/5:01.1	6/34.987 9/5:11.0	9/47.375 8/5:14.3	
6. 7/34.658 9/5:19.1	4/35.262 9/5:01.4	2/31.265 10/5:17.8	8/33.479 9/5:21.4	1/28.884 11/5:20.2	6/32.991 9/5:07.5	3/33.075 9/5:00.5	5/31.563 9/5:06.5	9/68.712 7/5:09.4	
7. 6/33.658 9/5:16.8	3/32.016 10/5:32.8	2/32.052 10/5:18.1	7/35.723 9/5:21.4	1/32.036 11/5:24.8	5/32.417 9/5:05.3	4/36.870 9/5:05.0	8/48.660 9/5:25.2	9/31.935 8/5:39.5	
8. 6/36.920 9/5:18.7	4/37.402 9/5:04.1	2/32.055 10/5:18.4	8/38.641 9/5:24.7	1/28.690 11/5:23.6	5/34.255 9/5:05.7	3/32.323 9/5:03.2	7/31.808 9/5:20.4	9/31.527 8/5:28.6	
9. 7/36.297 9/5:19.6	4/33.737 9/5:04.1	2/32.553 10/5:19.2	8/34.916 9/5:23.5	1/28.296 11/5:22.2	5/32.824 9/5:04.5	3/32.076 9/5:01.6	6/30.096 9/5:14.9		
10.		2/30.729 10/5:18.0		1/28.277 11/5:21.1					
11.				1/27.890 11/5:19.8					

Top Qualifiers	Qual#	Laps	Race Time (Difference)	Round	Race	Pos in Race	Fast Lap
Everett, Erik	1	11	5:19.483	1	2	1	27.884
Borkowicz, Dan	2	11	5:19.859 0.376	1	3	1	27.890
Kranz, Jeff	3	11	5:20.881 1.022	1	2	2	28.387
Worthington, Glenn	4	11	5:21.770 0.889	1	1	1	27.930
Record, Corey	5	11	5:24.118 2.348	1	2	3	28.926
Eich, Dustin	6	11	5:27.472 3.354	1	2	4	27.990
Allen, Tom	7	11	5:29.311 1.839	1	1	2	29.130
Paz, Daniel	8	10	5:01.597	1	1	3	28.613
Davis, Bill	9	10	5:01.803 0.206	1	1	4	29.229
Carlson, Glenn	10	10	5:09.752 7.949	1	2	5	29.400

# South Florida Off Road Championship Series Race 6

Ser#42318

Timing and Scoring by [www.RCScoringPro.com](http://www.RCScoringPro.com)

Sponsor	Driver Name	Car	Pos	Laps	Race Time	Behind	Fast Lap	Average Top 5	Top 10	Top 15	Q#
	Fales, Justin	4	1	12	5:26.959		26.706	26.833	27.065		1
	Applegate, Mke	1	2	11	5:04.244		27.077	27.345	27.577		2
	Jordao, Ricardo	3	3	11	5:13.976	9.732	27.824	28.084	28.482		3
	Record, Corey	8	4	11	5:16.536	12.292	28.129	28.303	28.673		4
	Worthington, Glenn	2	5	11	5:23.940	19.696	28.575	28.743	29.228		5
	Gatenby, Riker	5	6	10	5:00.344		28.732	29.146	30.034		6
	Carlson, Glenn	7	7	10	5:10.965	10.621	28.570	29.361	31.096		7
	Lopez, Jader	6	8	0							8

Car#	1	2	3	4	5	6	7	8	9	10
	Applegate	Worthington	Jordao	Fales	Gatenby	Lopez	Carlson	Record		
1.	2/28.087 11/5:08.9	5/29.431 11/5:23.7	4/29.155 11/5:20.7	1/27.350 11/5:00.8	7/29.700 11/5:26.6		6/29.480 11/5:24.2	3/28.576 11/5:14.3		
2.	2/28.471 11/5:11.0	5/28.712 11/5:19.7	3/28.407 11/5:16.5	1/27.571 11/5:02.0	6/29.054 11/5:23.1		7/30.204 11/5:28.2	4/29.543 11/5:19.6		
3.	2/27.077 11/5:06.6	5/28.598 11/5:18.0	3/28.717 11/5:16.3	1/27.166 11/5:00.9	6/28.848 11/5:21.1		7/28.884 11/5:24.7	4/28.407 11/5:17.2		
4.	2/27.419 11/5:05.3	5/28.903 11/5:18.0	3/28.653 11/5:16.0	1/27.001 12/5:27.2	6/29.538 11/5:22.1		7/29.665 11/5:25.1	4/28.577 11/5:16.5		
5.	2/27.596 11/5:05.0	5/28.929 11/5:18.0	4/28.943 11/5:16.5	1/26.706 12/5:25.8	6/32.432 11/5:29.0		7/32.431 10/5:01.3	3/28.510 11/5:15.9		
6.	2/27.495 11/5:04.6	5/29.114 11/5:18.4	4/29.054 11/5:17.0	1/26.988 12/5:25.5	6/32.312 10/5:03.1		7/36.356 10/5:11.7	3/28.955 11/5:16.3		
7.	2/27.932 11/5:04.9	4/28.575 11/5:17.8	3/28.311 11/5:16.2	1/27.952 12/5:26.9	6/29.727 10/5:02.3		7/32.269 10/5:13.2	5/29.810 11/5:18.0		
8.	2/27.820 11/5:05.1	4/29.228 11/5:18.2	3/29.033 11/5:16.6	1/27.392 12/5:27.1	6/29.559 10/5:01.4		7/31.914 10/5:14.0	5/29.559 11/5:18.9		
9.	2/27.448 11/5:04.7	5/31.661 11/5:21.6	3/28.036 11/5:15.7	1/26.797 12/5:26.5	6/30.442 10/5:01.7		7/28.570 10/5:10.8	4/28.269 11/5:18.0		
10.	2/27.611 11/5:04.6	5/30.242 11/5:22.7	3/27.843 11/5:14.7	1/26.848 12/5:26.1	6/28.732 10/5:00.3		7/31.192 10/5:10.9	4/28.201 11/5:17.2		
11.	2/27.288 11/5:04.2	5/30.547 11/5:23.9	3/27.824 11/5:13.9	1/26.828 12/5:25.7				4/28.129 11/5:16.5		
12.				1/28.360 12/5:26.9						

Top Qualifiers	Qual#	Laps	Race Time (Difference)	Round	Race	Pos in Race	Fast Lap
Fales, Justin	1	12	5:26.959	1	4	1	26.706
Applegate, Mike	2	11	5:04.244	1	4	2	27.077
Jordao, Ricardo	3	11	5:13.976 9.732	1	4	3	27.824
Record, Corey	4	11	5:16.536 2.560	1	4	4	28.129
Worthington, Glenn	5	11	5:23.940 7.404	1	4	5	28.575
Gatenby, Riker	6	10	5:00.344	1	4	6	28.732
Carlson, Glenn	7	10	5:10.965 10.62	1	4	7	28.570
Lopez, Jader	8	0		1	4	8	

Top Qualifier is Fales, Justin 12/5: 26.959 (Rnd 1)



# South Florida Off Road Championship Series Race 6

Ser#42318

Timing and Scoring by [www.RCScorePro.com](http://www.RCScorePro.com)

Sponsor	Driver Name	Car	Pos	Laps	Race Time	Behind	Fast Lap	Average Top 5	Top 10	Top 15	Q#
	Borkowicz, Daimon	6	1	12	5:21.565		25.996	26.111	26.527		1
	Hazbun, Richard	3	2	11	5:13.761		26.970	27.327	28.060		4
	Intravia, Chris	7	3	11	5:15.460	1.699	27.677	28.124	28.442		6
	Barone, Mke	8	4	11	5:27.368	13.607	29.088	29.371	29.711		9
	Neddeff, Matt	1	5	10	5:05.289		28.523	29.776	30.529		11
	Janos `Lazi` Lazar	2	6	10	5:16.084	10.795	28.150	29.037	31.608		13
	Johnston, Richard	4	7	9	5:17.394		32.943	34.055			14
	Hutton, Jonathan	5	8	8	4:52.462		30.534	32.151			15

Car#	1	2	3	4	5	6	7	8	9	10
	Neddeff	inos `Lazi` Laz	Hazbun	Johnston	Hutton	Borkowicz	Intravia	Barone		
1.	5/30.899 10/5:09.0	8/43.830 7/5:06.8	3/28.873 11/5:17.5	6/33.673 9/5:03.0	7/36.400 9/5:27.5	1/27.251 12/5:27.0	2/28.420 11/5:12.6	4/30.121 10/5:01.1		
2.	5/32.179 10/5:15.3	8/29.279 9/5:28.9	2/27.269 11/5:08.7	6/32.943 10/5:33.1	7/32.399 9/5:09.5	1/26.662 12/5:23.4	3/31.042 11/5:27.0	4/30.237 10/5:01.8		
3.	5/31.151 10/5:14.1	8/29.482 9/5:07.7	2/27.279 11/5:05.8	6/34.389 9/5:03.0	7/32.690 9/5:04.4	1/26.033 12/5:19.8	3/28.802 11/5:23.6	4/29.499 11/5:29.4		
4.	5/30.893 10/5:12.8	7/31.571 9/5:01.8	2/26.970 11/5:03.5	8/36.296 9/5:08.9	6/30.534 10/5:30.0	1/27.825 12/5:23.3	3/28.887 11/5:22.1	4/29.088 11/5:27.0		
5.	5/30.958 10/5:12.1	7/30.337 10/5:29.0	2/30.160 11/5:09.2	8/36.991 9/5:13.7	6/31.437 10/5:26.9	1/26.101 12/5:21.2	3/28.371 11/5:20.1	4/29.973 11/5:27.6		
6.	5/30.126 10/5:10.3	6/32.354 10/5:28.0	2/33.156 11/5:18.4	8/37.271 9/5:17.3	7/33.697 10/5:28.6	1/26.851 12/5:21.4	3/28.426 11/5:18.9	4/30.255 11/5:28.4		
7.	5/28.895 10/5:07.2	6/28.150 10/5:21.4	2/27.787 11/5:16.6	8/36.560 9/5:19.0	7/35.554 10/5:32.4	1/26.917 12/5:21.6	3/28.826 11/5:18.6	4/29.287 11/5:27.5		
8.	5/28.523 10/5:04.5	6/28.700 10/5:17.1	2/27.483 11/5:14.8	7/35.793 9/5:19.4	8/59.751 9/5:29.0	1/27.037 12/5:22.0	3/28.080 11/5:17.4	4/29.719 11/5:27.4		
9.	5/31.220 10/5:05.3	6/29.576 10/5:14.7	2/29.311 11/5:15.6	7/33.478 9/5:17.3		1/26.091 12/5:21.0	3/28.073 11/5:16.4	4/30.061 11/5:27.8		
10.	5/30.445 10/5:05.2	6/32.805 10/5:16.0	2/27.635 11/5:14.5			1/26.332 12/5:20.5	3/28.856 11/5:16.5	4/29.263 11/5:27.2		
11.			2/27.838 11/5:13.7			1/25.996 12/5:19.7	3/27.677 11/5:15.4	4/29.865 11/5:27.3		
12.						1/28.469 12/5:21.5				

Top Qualifiers	Qual#	Laps	Race Time (Difference)	Round	Race	Pos in Race	Fast Lap
Borkowicz, Daimon	1	12	5:21.565	1	5	1	25.996
Fales, Justin	2	12	5:26.959 5.394	1	4	1	26.706
Applegate, Mike	3	11	5:04.244	1	4	2	27.077
Hazbun, Richard	4	11	5:13.761 9.517	1	5	2	26.970
Jordao, Ricardo	5	11	5:13.976 0.215	1	4	3	27.824
Intravia, Chris	6	11	5:15.460 1.484	1	5	3	27.677
Record, Corey	7	11	5:16.536 1.076	1	4	4	28.129
Worthington, Glenn	8	11	5:23.940 7.404	1	4	5	28.575
Barone, Mike	9	11	5:27.368 3.428	1	5	4	29.088
Gatenby, Riker	10	10	5:00.344	1	4	6	28.732



# South Florida Off Road Championship Series Race 6

Ser#42318

Timing and Scoring by [www.RCScorePro.com](http://www.RCScorePro.com)

Sponsor	Driver Name	Car	Pos	Laps	Race Time	Behind	Fast Lap	Average Top 5	Top 10	Top 15	Q#
	Applegate, Mke	5	1	11	5:06.847		27.406	27.520	27.801		1
	Record, Corey	4	2	11	5:24.024	17.177	28.024	28.471	29.173		2
	Everett, Erik	6	3	11	5:37.591	30.744	28.127	28.759	29.693		3
	Kranz, Jeff	2	4	10	5:06.263		29.008	29.359	30.626		4
	Davis, Bill	9	5	10	5:19.193	12.930	30.023	30.662	31.919		5
	Dionese, Tommy	8	6	10	5:22.079	15.816	30.229	31.284	32.208		6
	Carlson, Glenn	3	7	9	5:07.954		30.394	32.023			7
	Lopez, Jader	1	8	0							8
	Worthington, Glenn	7	9	0							9

Car#	1	2	3	4	5	6	7	8	9	10
	Lopez	Kranz	Carlson	Record	Applegate	Everett	Worthington	Dionese	Davis	
1.	4/30.602 10/5:06.0	7/34.174 9/5:07.5	2/29.314 11/5:22.4	1/27.827 11/5:06.1	3/30.265 10/5:02.6			6/32.714 10/5:27.1	5/32.287 10/5:22.8	
2.	3/30.488 10/5:05.4	7/32.499 9/5:00.0	2/28.485 11/5:17.8	1/27.857 11/5:06.2	5/33.326 10/5:17.9			4/30.229 10/5:14.6	6/32.574 10/5:24.3	
3.	3/29.362 10/5:01.5	7/35.490 9/5:06.4	2/28.024 11/5:14.6	1/27.469 11/5:04.8	4/28.951 10/5:08.4			5/31.854 10/5:16.0	6/32.015 10/5:22.9	
4.	3/29.664 10/5:00.3	7/30.394 10/5:31.3	2/32.294 11/5:24.8	1/28.833 11/5:07.9	4/29.903 10/5:06.1			5/32.585 10/5:18.4	6/32.951 10/5:24.5	
5.	3/29.123 11/5:28.3	7/32.376 10/5:29.8	2/28.168 11/5:21.8	1/27.927 11/5:07.8	4/28.127 10/5:01.1			5/31.405 10/5:17.5	6/30.677 10/5:21.0	
6.	3/29.636 11/5:27.9	7/35.825 9/5:01.1	2/31.880 11/5:26.6	1/27.406 11/5:06.7	4/28.795 11/5:28.8			5/31.434 10/5:17.0	6/36.058 10/5:27.5	
7.	4/35.270 10/5:05.9	7/30.672 10/5:30.6	2/29.771 11/5:26.7	1/27.612 11/5:06.3	3/29.089 11/5:27.5			5/31.497 10/5:16.7	6/30.601 10/5:24.5	
8.	4/31.121 10/5:06.5	7/38.984 9/5:04.2	3/29.372 11/5:26.3	1/27.490 11/5:05.8	2/28.834 11/5:26.2			5/33.407 10/5:18.8	6/30.089 10/5:21.5	
9.	4/29.008 10/5:04.7	7/37.540 9/5:07.9	2/29.040 11/5:25.5	1/28.500 11/5:06.6	3/30.330 11/5:27.0			6/32.516 10/5:19.5	5/30.023 10/5:19.1	
10.	4/31.989 10/5:06.2		2/28.886 11/5:24.7	1/27.625 11/5:06.4	3/29.313 11/5:26.6			6/34.438 10/5:22.0	5/31.918 10/5:19.1	
11.			2/28.790 11/5:24.0	1/28.301 11/5:06.8	3/40.658 10/5:06.8					

Top Qualifiers	Qual#	Laps	Race Time (Difference)	Round	Race	Pos in Race	Fast Lap
Applegate, Mike	1	11	5:06.847	1	6	1	27.406
Record, Corey	2	11	5:24.024 17.17	1	6	2	28.024
Everett, Erik	3	11	5:37.591 13.56	1	6	3	28.127
Kranz, Jeff	4	10	5:06.263	1	6	4	29.008
Davis, Bill	5	10	5:19.193 12.93	1	6	5	30.023
Dionese, Tommy	6	10	5:22.079 2.886	1	6	6	30.229
Carlson, Glenn	7	9	5:07.954	1	6	7	30.394
Lopez, Jader	8	0		1	6	8	
Worthington, Glenn	8	0	0.000	1	6	9	



# South Florida Off Road Championship Series Race 6

Ser#42318

Timing and Scoring by [www.RCScoringPro.com](http://www.RCScoringPro.com)

Sponsor	Driver Name	Car	Pos	Laps	Race Time	Behind	Fast Lap	Average Top 5	Top 10	Top 15	Q#
	Gatenby, Riker	6	1	12	5:23.826		25.248	25.910	26.525		1
	Neddeff, Matt	1	2	11	5:16.071		27.237	27.845	28.469		2
	Montiel, Christian	7	3	11	5:17.846	1.775	26.919	27.656	28.674		3
	Romani, Ron	5	4	11	5:20.065	3.994	27.039	27.680	28.683		4
	Lee, Pak	9	5	11	5:28.387	12.316	28.003	28.616	29.641		5
	Mato, Jose	8	6	10	5:14.413		29.043	29.553	31.441		6
	Robles, Jose	3	7	10	5:34.883	20.470	29.963	31.206	33.488		7
	Blankenbicker, Patrick	4	8	10	5:40.011	25.598	29.590	30.601	34.001		8
	Hold, Kiarra	2	9	7	5:05.996		37.198	41.248			9

Car#	1	2	3	4	5	6	7	8	9	10
	Neddeff	Hold	Robles	Blankenbicker	Romani	Gatenby	Montiel	Mato	Lee	
1.	2/28.324 11/5:11.5	9/44.960 7/5:14.7	7/36.039 9/5:24.3	8/40.485 8/5:23.8	4/29.048 11/5:19.5	1/27.822 11/5:06.0	3/28.885 11/5:17.7	5/29.675 11/5:26.4	6/30.737 10/5:07.3	
2.	2/28.812 11/5:14.2	9/46.697 7/5:20.8	7/32.125 9/5:06.7	8/31.071 9/5:22.0	3/28.146 11/5:14.5	1/28.312 11/5:08.7	4/29.924 11/5:23.4	6/33.646 10/5:16.6	5/31.978 10/5:13.6	
3.	2/27.874 11/5:11.7	9/45.721 7/5:20.5	7/32.144 9/5:00.9	8/29.590 9/5:03.4	3/27.835 11/5:11.7	1/26.444 11/5:02.7	4/27.885 11/5:17.8	5/29.465 10/5:09.3	6/30.159 10/5:09.5	
4.	2/30.118 11/5:16.6	9/40.128 7/5:10.6	7/36.485 9/5:07.7	8/36.197 9/5:09.0	3/31.940 11/5:21.6	1/25.248 12/5:23.4	4/30.350 11/5:21.8	6/30.646 10/5:08.5	5/28.318 10/5:02.9	
5.	2/27.237 11/5:13.2	9/38.232 7/5:02.0	7/33.808 9/5:07.0	8/33.397 9/5:07.3	3/27.599 11/5:18.0	1/26.275 12/5:21.8	4/28.050 11/5:19.1	6/29.043 10/5:04.9	5/28.003 11/5:28.2	
6.	2/28.440 11/5:13.1	9/37.198 8/5:37.2	8/31.244 9/5:02.7	7/29.742 9/5:00.7	3/28.091 11/5:16.5	1/26.077 12/5:20.3	4/27.866 11/5:17.0	6/30.414 10/5:04.8	5/28.715 11/5:26.1	
7.	2/29.011 11/5:14.0	9/53.060 7/5:06.0	8/30.555 10/5:32.0	7/30.931 10/5:30.5	4/33.240 11/5:23.5	1/26.168 12/5:19.4	3/29.860 11/5:18.7	6/40.148 10/5:18.6	5/28.629 11/5:24.5	
8.	2/29.080 11/5:14.7		7/29.963 10/5:27.9	8/31.672 10/5:28.8	4/28.268 11/5:21.9	1/26.786 12/5:19.6	3/31.107 11/5:21.6	6/30.262 10/5:16.6	5/31.766 11/5:27.6	
9.	2/31.381 11/5:18.1		7/34.169 10/5:29.4	8/36.129 10/5:32.4	3/27.039 11/5:19.2	1/28.965 12/5:22.7	4/27.561 11/5:19.5	6/31.796 10/5:16.7	5/29.674 11/5:27.5	
10.	2/27.350 11/5:16.3		7/38.351 9/5:01.3	8/40.797 9/5:06.0	4/27.835 11/5:17.9	1/25.782 12/5:21.4	3/26.919 11/5:17.2	6/29.318 10/5:14.4	5/29.415 11/5:27.1	
11.	2/28.444 11/5:16.0				4/31.024 11/5:20.0	1/29.607 12/5:24.5	3/29.439 11/5:17.8		5/30.993 11/5:28.3	
12.						1/26.340 12/5:23.8				

Top Qualifiers	Qual#	Laps	Race Time (Difference)	Round	Race	Pos in Race	Fast Lap
Gatenby, Riker	1	12	5:23.826	1	7	1	25.248
Neddeff, Matt	2	11	5:16.071	1	7	2	27.237
Montiel, Christian	3	11	5:17.846 1.775	1	7	3	26.919
Romani, Ron	4	11	5:20.065 2.219	1	7	4	27.039
Lee, Pak	5	11	5:28.387 8.322	1	7	5	28.003
Mato, Jose	6	10	5:14.413	1	7	6	29.043
Robles, Jose	7	10	5:34.883 20.47	1	7	7	29.963
Blankenbicker, Patrick	8	10	5:40.011 5.128	1	7	8	29.590
Hold, Kiarra	9	7	5:05.996	1	7	9	37.198

Top Qualifier is Gatenby, Riker 12/5: 23.826 (Rnd 1)



# South Florida Off Road Championship Series Race 6

Ser#42318

Timing and Scoring by [www.RCScorePro.com](http://www.RCScorePro.com)

Sponsor	Driver Name	Car	Pos	Laps	Race Time	Behind	Fast Lap	Average Top 5	Top 10	Top 15	Q#
	Borkowicz, Daimon	6	1	13	5:19.684		23.753	24.119	24.343		1
	Fales, Justin	7	2	12	5:02.312		24.153	24.479	24.860		2
	Janos `Lazi` Lazar	8	3	11	5:03.796		25.877	26.139	27.014		4
	Carlson, Glenn	5	4	11	5:08.552	4.756	26.122	26.366	27.513		5
	Butera, Gavin "The Hammer"	4	5	11	5:12.400	8.604	26.195	26.664	27.933		6
	Hutton, Jonathan	2	6	6	2:45.489		27.088	27.369			15
	Hold, Brett	3	7	2	0:54.295		26.753				16
	Lopez, Jader	1	8	0							17

Car#	1	2	3	4	5	6	7	8	9	10
	Lopez	Hutton	Hold	Butera	Carlson	Borkowicz	Fales	nos `Lazi` Laz		
1.		6/28.643 11/5:15.0	3/26.753 12/5:21.0	4/27.366 11/5:01.0	2/26.285 12/5:15.4	1/24.453 13/5:17.8	5/27.484 11/5:02.2	7/30.273 10/5:02.6		
2.		5/27.088 11/5:06.5	4/27.542 12/5:25.7	3/26.286 12/5:21.8	7/33.422 11/5:28.4	1/24.652 13/5:19.2	2/25.536 12/5:18.1	6/26.366 11/5:11.5		
3.		4/27.477 11/5:05.1		3/26.775 12/5:21.7	5/27.339 11/5:19.1	1/26.323 12/5:01.7	2/24.898 12/5:11.6	6/33.655 10/5:00.9		
4.		4/27.228 11/5:03.7		3/28.283 12/5:26.1	5/26.183 11/5:11.3	1/24.507 13/5:24.8	2/24.801 12/5:08.1	6/26.916 11/5:22.3		
5.		4/27.665 11/5:03.8		3/29.095 11/5:03.1	5/29.034 11/5:12.9	1/24.557 13/5:23.6	2/25.249 12/5:07.1	6/28.035 11/5:19.5		
6.		4/27.388 11/5:03.3		3/27.477 11/5:03.0	5/26.395 11/5:09.2	1/24.522 13/5:22.8	2/24.679 12/5:05.3	6/26.138 11/5:14.1		
7.				5/32.380 11/5:10.6	3/26.844 11/5:07.2	1/24.257 13/5:21.7	2/26.226 12/5:06.6	4/26.263 11/5:10.5		
8.				5/26.698 11/5:08.4	3/27.896 11/5:07.1	1/24.597 13/5:21.5	2/24.818 12/5:05.5	4/25.877 11/5:07.3		
9.				4/26.195 11/5:06.2	5/30.058 11/5:09.7	1/24.908 13/5:21.7	2/24.153 12/5:03.7	3/26.050 11/5:05.0		
10.				5/33.074 11/5:11.9	4/26.122 11/5:07.5	1/23.753 13/5:20.4	2/24.163 12/5:02.4	3/26.521 11/5:03.6		
11.				5/28.771 11/5:12.3	4/28.974 11/5:08.5	1/24.154 13/5:19.8	2/25.708 12/5:02.9	3/27.702 11/5:03.8		
12.						1/25.024 13/5:20.3	2/24.597 12/5:02.3			
13.						1/23.977 13/5:19.6				

Top Qualifiers	Qual#	Laps	Race Time (Difference)	Round	Race	Pos in Race	Fast Lap
Borkowicz, Daimon	1	13	5:19.684	1	8	1	23.753
Fales, Justin	2	12	5:02.312	1	8	2	24.153
Gatenby, Riker	3	12	5:23.826 21.51	1	7	1	25.248
Janos `Lazi` Lazar	4	11	5:03.796	1	8	3	25.877
Carlson, Glenn	5	11	5:08.552 4.756	1	8	4	26.122
Butera, Gavin "The Hammer"	6	11	5:12.400 3.848	1	8	5	26.195
Neddeff, Matt	7	11	5:16.071 3.671	1	7	2	27.237
Montiel, Christian	8	11	5:17.846 1.775	1	7	3	26.919
Romani, Ron	9	11	5:20.065 2.219	1	7	4	27.039
Lee, Pak	10	11	5:28.387 8.322	1	7	5	28.003



Top Qualifier is Borkowicz, Daimon 13/5: 19.684 (Rnd 1)



# South Florida Off Road Championship Series Race 6

Ser#42318

Timing and Scoring by [www.RCScoringPro.com](http://www.RCScoringPro.com)

Sponsor	Driver Name	Car	Pos	Laps	Race Time	Behind	Fast Lap	Average Top 5	Top 10	Top 15	Q#
	Hazbun, Sebastian	8	1	13	5:22.741		23.950	24.419	24.628		2
	Eich, Dustin	4	2	12	5:16.099		25.228	25.631	26.019		4
	Record, Corey	5	3	12	5:17.432	1.333	24.769	25.524	25.930		5
	Intravia, Chris	6	4	12	5:17.687	1.588	25.191	25.557	26.099		6
	Barone, Mke	3	5	12	5:26.678	10.579	26.165	26.557	26.951		8
	Dionese, Tommy	1	6	10	5:14.656		28.716	29.549	31.466		17
	Rivera, Rob	7	7	10	5:18.791	4.135	28.916	29.953	31.879		18
	Gilbert, Nate	2	8	10	5:23.727	9.071	30.530	31.467	32.373		19
	Rodriguez, Fred	9	9	6	3:21.739		29.341	31.675			24

Car# 1	2	3	4	5	6	7	8	9	10
Dionese	Gilbert	Barone	Eich	Record	Intravia	Rivera	Hazbun	Rodriguez	
1. 6/30.239 10/5:02.3	8/33.576 9/5:02.2	5/27.515 11/5:02.7	3/26.251 12/5:15.0	2/26.064 12/5:12.7	4/26.620 12/5:19.4	7/31.323 10/5:13.1	1/24.915 13/5:23.8	9/43.366 7/5:03.5	
2. 6/33.737 10/5:19.8	8/32.455 10/5:30.1	5/27.308 11/5:01.5	4/27.169 12/5:20.5	2/25.667 12/5:10.3	3/25.547 12/5:13.0	7/33.770 10/5:25.4	1/24.683 13/5:22.4	9/30.809 9/5:33.7	
3. 6/30.165 10/5:13.8	8/31.717 10/5:25.8	5/28.818 11/5:06.6	4/28.743 11/5:01.2	3/28.818 12/5:22.1	2/26.900 12/5:16.2	7/29.509 10/5:15.3	1/24.519 13/5:21.1	9/30.244 9/5:13.2	
4. 6/29.009 10/5:07.8	8/32.290 10/5:25.0	5/27.035 11/5:04.3	4/26.249 12/5:25.2	3/25.816 12/5:19.1	2/25.551 12/5:13.8	7/31.683 10/5:15.6	1/24.323 13/5:19.9	9/35.796 9/5:15.4	
5. 6/29.784 10/5:05.8	8/32.121 10/5:24.3	5/26.903 11/5:02.6	4/26.266 12/5:23.2	3/25.674 12/5:16.8	2/26.068 12/5:13.6	7/30.004 10/5:12.5	1/24.823 13/5:20.4	9/29.341 9/5:05.2	
6. 6/30.282 10/5:05.3	8/30.902 10/5:21.7	5/26.841 11/5:01.4	4/25.288 12/5:19.9	3/25.695 12/5:15.4	2/26.052 12/5:13.4	7/30.011 10/5:10.5	1/24.691 13/5:20.5	9/32.183 9/5:02.6	
7. 6/36.301 10/5:13.6	8/35.080 10/5:25.9	5/27.757 11/5:01.9	4/26.675 12/5:19.9	3/26.307 12/5:15.4	2/25.191 12/5:11.8	7/34.937 10/5:16.0	1/24.995 13/5:21.1		
8. 6/36.350 10/5:19.8	8/30.530 10/5:23.3	5/26.165 11/5:00.2	4/25.825 12/5:18.7	3/26.867 12/5:16.3	2/25.569 12/5:11.2	7/35.017 10/5:20.3	1/24.758 13/5:21.2		
9. 6/28.716 10/5:16.1	8/32.990 10/5:24.0	5/26.681 12/5:26.6	4/25.228 12/5:16.9	3/26.443 12/5:16.4	2/25.927 12/5:11.2	7/28.916 10/5:16.8	1/25.115 13/5:21.8		
10. 6/30.073 10/5:14.6	8/32.066 10/5:23.7	5/26.197 12/5:25.4	3/25.817 12/5:16.2	4/29.314 12/5:20.0	2/28.563 12/5:14.3	7/33.621 10/5:18.7	1/24.998 13/5:22.1		
11.		5/27.104 12/5:25.4	2/26.593 12/5:16.4	4/25.998 12/5:19.2	3/28.133 12/5:16.4		1/23.950 13/5:21.1		
12.		5/28.354 12/5:26.6	2/25.995 12/5:16.1	3/24.769 12/5:17.4	4/27.566 12/5:17.6		1/26.350 13/5:22.9		
13.							1/24.621 13/5:22.7		

Top Qualifiers	Qual#	Laps	Race Time (Difference)	Round	Race	Pos in Race	Fast Lap
Borkowicz, Daimon	1	13	5:19.684	1	8	1	23.753
Hazbun, Sebastian	2	13	5:22.741 3.057	1	9	1	23.950
Fales, Justin	3	12	5:02.312	1	8	2	24.153
Eich, Dustin	4	12	5:16.099 13.78	1	9	2	25.228
Record, Corey	5	12	5:17.432 1.333	1	9	3	24.769
Intravia, Chris	6	12	5:17.687 0.255	1	9	4	25.191
Gatenby, Riker	7	12	5:23.826 6.139	1	7	1	25.248
Barone, Mike	8	12	5:26.678 2.852	1	9	5	26.165
Janos `Lazi` Lazar	9	11	5:03.796	1	8	3	25.877
Carlson, Glenn	10	11	5:08.552 4.756	1	8	4	26.122

South Florida Off Road Championship Series Race 6

Ser#42318

Timing and Scoring by www.RCScoringPro.com

Sponsor	Driver Name	Car	Pos	Laps	Race Time	Behind	Fast Lap	Average Top 5	Top 10	Top 15	Q#
	Janos `Lazi` Lazar	7	1	11	5:12.172		26.736	27.636	28.021		1
	Iler, David	5	2	11	5:22.366	10.194	28.298	28.543	28.915		2
	Carlson, Glenn	1	3	11	5:23.160	10.988	27.798	28.072	28.941		3
	Large, Scott	3	4	10	5:04.788		28.947	29.488	30.479		4
	Honcho, Mke	8	5	10	5:22.336	17.548	29.804	30.874	32.234		5
	Mato, Jose	9	6	9	4:41.028		29.873	30.129			6
	Serio, Phil	6	7	9	5:12.261	31.233	31.969	33.408			7
	Chavez, Daniel	4	8	5	2:30.715		29.521	30.143			8
	Paz, Daniel	2	9	2	0:54.948		26.405				9

Car# 1	2	3	4	5	6	7	8	9	10
Carlson	Paz	Large	Chavez	Iler	Serio	nos `Lazi` Laz	Honcho	Mato	
1. 5/29.167 11/5:20.8	1/26.405 12/5:16.9	4/28.947 11/5:18.4	8/31.073 10/5:10.6	3/28.773 11/5:16.4	9/31.969 10/5:19.6	2/26.736 12/5:20.8	7/31.004 10/5:10.0	6/29.990 11/5:29.8	
2. 4/28.082 11/5:14.8	2/28.543 11/5:02.2	6/32.659 10/5:08.0	5/29.521 10/5:02.9	3/28.298 11/5:13.8	9/33.505 10/5:27.3	1/27.207 12/5:23.6	8/34.128 10/5:25.6	7/31.910 10/5:09.5	
3. 3/28.314 11/5:13.7		6/32.338 10/5:13.1	4/29.765 10/5:01.1	2/28.477 11/5:13.6	8/37.021 9/5:07.5	1/28.107 11/5:00.8	7/34.608 10/5:32.4	5/32.009 10/5:13.0	
4. 2/29.184 11/5:15.5		5/30.135 10/5:10.1	4/29.862 10/5:00.5	3/29.688 11/5:16.9	8/33.593 9/5:06.2	1/28.792 11/5:04.8	7/31.546 10/5:28.2	6/31.172 10/5:12.6	
5. 2/28.182 11/5:14.4		5/30.008 10/5:08.1	4/30.494 10/5:01.4	3/33.214 11/5:26.5	8/34.621 9/5:07.2	1/28.384 11/5:06.3	7/31.283 10/5:25.1	6/30.141 10/5:10.4	
6. 2/30.208 11/5:17.4		4/30.071 10/5:06.9		3/28.809 11/5:24.9	7/37.512 9/5:12.3	1/31.958 11/5:13.8	6/30.731 10/5:22.1	5/30.171 10/5:08.9	
7. 2/27.986 11/5:16.0		5/31.740 10/5:08.4		3/28.974 11/5:24.0	7/35.890 9/5:13.8	1/28.007 11/5:13.0	6/29.804 10/5:18.7	4/30.472 10/5:08.3	
8. 2/27.798 11/5:14.7		5/30.476 10/5:07.9		3/28.726 11/5:23.0	7/34.800 9/5:13.7	1/28.125 11/5:12.5	6/31.678 10/5:18.4	4/29.873 10/5:07.1	
9. 2/28.973 11/5:15.1		4/29.427 10/5:06.4		3/29.115 11/5:22.7	7/33.350 9/5:12.2	1/28.225 11/5:12.3	6/34.829 10/5:21.7	5/35.290 10/5:12.2	
10. 2/31.520 11/5:18.3		4/28.987 10/5:04.7		3/28.443 11/5:21.7		1/28.293 11/5:12.2	5/32.725 10/5:22.3		
11. 3/33.746 11/5:23.1				2/29.849 11/5:22.3		1/28.338 11/5:12.1			

Top Qualifiers	Qual#	Laps	Race Time (Difference)	Round	Race	Pos in Race	Fast Lap
Janos `Lazi` Lazar	1	11	5:12.172	1	10	1	26.736
Iler, David	2	11	5:22.366 10.19	1	10	2	28.298
Carlson, Glenn	3	11	5:23.160 0.794	1	10	3	27.798
Large, Scott	4	10	5:04.788	1	10	4	28.947
Honcho, Mike	5	10	5:22.336 17.54	1	10	5	29.804
Mato, Jose	6	9	4:41.028	1	10	6	29.873
Serio, Phil	7	9	5:12.261 31.23	1	10	7	31.969
Chavez, Daniel	8	5	2:30.715	1	10	8	29.521
Paz, Daniel	9	2	54.948	1	10	9	26.405

# Pro 4 Mod

Round 1

Top Qualifier is Janos `Lazi` Lazar 11/5: 12.172 (Rnd 1)

11

## South Florida Off Road Championship Series Race 6

Ser#42318

Timing and Scoring by [www.RCScoringPro.com](http://www.RCScoringPro.com)

Sponsor	Driver Name	Car	Pos	Laps	Race Time	Behind	Fast Lap	Average Top 5	Top 10	Top 15	Q#
	Hutton, Jonathan	1	1	10	5:14.350		28.759	29.984	31.435		5
	Butera, Gavin "The Hammer"	5	2	10	5:15.422	1.072	29.165	29.434	31.542		6
	Iler, Jessica	4	3	10	5:16.973	2.623	29.716	30.517	31.697		7
	Reynolds, AJ	10	4	10	5:23.149	8.799	29.317	29.453	32.315		9
	Cooper, Jared	9	5	10	5:29.888	15.538	31.291	31.854	32.989		10
	Johnston, Richard	8	6	9	5:04.692		31.275	32.596			12
	Reiman, Wayne	2	7	8	5:04.669		33.912	36.318			14
	Garoutte, Conner	7	8	8	5:07.171	2.502	35.628	36.786			15
	Large, Brandon	3	9	8	5:34.803	30.134	36.002	38.677			16
	Hold, Brett	6	10	0							19

Car#	1	2	3	4	5	6	7	8	9	10
	Hutton	Reiman	Large	Iler	Butera	Hold	Garoutte	Johnston	Cooper	Reynolds
1.	2/33.664 9/5:02.9	6/36.941 9/5:32.4	5/36.625 9/5:29.5	3/34.815 9/5:13.2	8/38.029 8/5:04.2		9/43.558 7/5:04.9	4/35.529 9/5:19.7	1/32.234 10/5:22.2	7/37.197 9/5:34.8
2.	1/31.458 10/5:25.6	8/43.801 8/5:22.9	9/44.250 8/5:23.5	5/33.751 9/5:08.5	4/29.628 9/5:04.4		7/35.628 8/5:16.7	6/34.178 9/5:13.6	2/34.383 10/5:33.1	3/29.518 9/5:00.2
3.	1/28.759 10/5:12.9	7/34.265 8/5:06.6	9/41.119 8/5:25.3	2/30.896 10/5:31.5	4/32.438 9/5:00.3		8/37.413 8/5:10.9	5/31.275 9/5:02.9	3/33.389 9/5:00.0	6/34.716 9/5:04.2
4.	1/30.236 10/5:10.3	7/38.841 8/5:07.6	9/43.797 8/5:31.5	2/30.200 10/5:24.1	3/30.009 10/5:25.2		8/41.451 8/5:16.1	5/37.665 9/5:11.9	4/31.529 10/5:28.8	6/38.038 9/5:13.8
5.	1/31.325 10/5:10.8	7/39.188 8/5:08.8	9/39.624 8/5:28.6	2/32.019 10/5:23.3	3/33.229 10/5:26.6		8/37.034 8/5:12.1	6/31.967 9/5:07.0	4/32.407 10/5:27.8	5/31.067 9/5:06.9
6.	1/32.176 10/5:12.6	7/33.912 8/5:02.5	9/40.016 8/5:27.2	3/32.595 10/5:23.8	2/29.165 10/5:20.8		8/35.769 8/5:07.8	6/33.531 9/5:06.2	5/36.121 9/5:00.0	4/29.452 10/5:33.3
7.	1/29.376 10/5:09.9	7/37.633 8/5:02.3	9/53.370 8/5:41.4	3/30.942 10/5:21.7	2/29.175 10/5:16.6		8/38.232 8/5:07.5	6/32.182 9/5:03.8	5/33.904 9/5:00.8	4/29.486 10/5:27.8
8.	2/35.806 10/5:16.0	7/40.088 8/5:04.6	9/36.002 8/5:34.8	3/31.208 10/5:20.5	1/29.459 10/5:13.9		8/38.086 8/5:07.1	6/34.340 9/5:04.5	5/31.291 10/5:31.5	4/29.317 10/5:23.4
9.	2/31.321 10/5:15.6			3/30.831 10/5:19.1	1/29.743 10/5:12.0			6/34.025 9/5:04.6	5/32.820 10/5:31.1	4/34.867 10/5:26.2
10.	1/30.229 10/5:14.3			3/29.716 10/5:16.9	2/34.547 10/5:15.4				5/31.810 10/5:29.8	4/29.491 10/5:23.1

**Top Qualifiers**

	Qual#	Laps	Race Time (Difference)	Round	Race	Pos in Race	Fast Lap
Janos `Lazi` Lazar	1	11	5:12.172	1	10	1	26.736
Iler, David	2	11	5:22.366 10.19	1	10	2	28.298
Carlson, Glenn	3	11	5:23.160 0.794	1	10	3	27.798
Large, Scott	4	10	5:04.788	1	10	4	28.947
Hutton, Jonathan	5	10	5:14.350 9.562	1	11	1	28.759
Butera, Gavin "The Hammer"	6	10	5:15.422 1.072	1	11	2	29.165
Iler, Jessica	7	10	5:16.973 1.551	1	11	3	29.716
Honcho, Mike	8	10	5:22.336 5.363	1	10	5	29.804
Reynolds, AJ	9	10	5:23.149 0.813	1	11	4	29.317
Cooper, Jared	10	10	5:29.888 6.739	1	11	5	31.291

# Pro 4 Mod

Round 1

Top Qualifier is Janos `Lazi` Lazar 11/5: 12.172 (Rnd 1)

# 12

## South Florida Off Road Championship Series Race 6

Ser#42318

Timing and Scoring by [www.RCScoringPro.com](http://www.RCScoringPro.com)

Sponsor	Driver Name	Car	Pos	Laps	Race Time	Behind	Fast Lap	Average Top 5	Top 10	Top 15	Q#
	Barone, Mke	5	1	11	5:22.814		28.198	28.359	29.015		3
	Intravia, Chris	4	2	11	5:23.260	0.446	27.099	27.580	28.786		5
	Record, Jeff	9	3	11	5:26.542	3.728	28.835	29.147	29.538		6
	Espinosa, Jack	3	4	10	5:05.178		28.843	29.518	30.518		8
	OConnell, Denis	1	5	10	5:17.627	12.449	30.042	30.730	31.763		12
	Blankenbicker, Patrick	6	6	10	5:23.078	17.900	30.142	31.112	32.308		14
	Jones, Jeff	7	7	9	5:07.494		31.080	32.537			19
	Robles, Jose	2	8	8	5:03.804		32.504	34.956			21
	Lee, Alain	8	9	7	5:25.204		43.554	45.366			25


Car#	1	2	3	4	5	6	7	8	9	10
	OConnell	Robles	Espinosa	Intravia	Barone	Blankenbicker	Jones	Lee	Record	
1.	2/30.042 10/5:00.3	8/37.013 9/5:33.0	5/31.691 10/5:16.9	1/28.978 11/5:18.7	4/31.481 10/5:14.8	6/32.529 10/5:25.3	7/36.405 9/5:27.6	9/43.631 7/5:05.4	3/31.158 10/5:11.6	
2.	4/31.778 10/5:09.1	8/38.499 8/5:02.0	5/30.783 10/5:12.3	1/29.487 11/5:21.5	2/29.306 10/5:03.9	6/33.757 10/5:31.4	7/32.997 9/5:12.3	9/43.554 7/5:05.1	3/30.090 10/5:06.2	
3.	3/31.225 10/5:10.1	8/33.040 9/5:25.6	5/31.625 10/5:13.6	1/29.831 11/5:23.7	4/32.668 10/5:11.5	6/31.789 10/5:26.9	7/34.137 9/5:10.6	9/47.156 7/5:13.4	2/29.555 10/5:02.6	
4.	5/34.932 10/5:19.9	8/32.504 9/5:17.3	4/30.064 10/5:10.3	1/27.389 11/5:18.1	3/29.078 10/5:06.3	6/31.207 10/5:23.1	7/36.378 9/5:14.8	9/48.460 7/5:19.9	2/29.710 10/5:01.2	
5.	5/30.604 10/5:17.1	8/34.677 9/5:16.3	4/29.653 10/5:07.6	1/27.543 11/5:15.1	3/28.486 10/5:02.0	6/32.376 10/5:23.3	7/35.188 9/5:15.1	9/49.377 7/5:25.0	2/30.302 10/5:01.6	
6.	5/32.832 10/5:19.0	8/39.615 9/5:23.0	4/30.200 10/5:06.7	1/27.711 11/5:13.3	2/29.639 10/5:01.1	6/30.142 10/5:19.6	7/32.427 9/5:11.2	9/48.999 7/5:28.0	3/29.988 10/5:01.3	
7.	5/30.454 10/5:16.9	8/50.911 8/5:04.2	4/33.291 10/5:10.4	1/28.157 11/5:12.8	2/28.847 11/5:29.2	6/36.202 10/5:25.7	7/31.080 9/5:06.7	9/44.027 7/5:25.1	3/29.473 10/5:00.3	
8.	5/31.326 10/5:16.4	8/37.545 8/5:03.8	4/28.843 10/5:07.6	1/32.845 11/5:18.9	2/28.232 11/5:26.8	6/30.810 10/5:23.5	7/36.840 9/5:09.8		3/28.835 11/5:28.7	
9.	5/31.503 10/5:16.3		4/28.904 10/5:05.6	1/27.099 11/5:16.6	2/28.361 11/5:25.2	6/31.613 10/5:22.7	7/32.042 9/5:07.4		3/29.007 11/5:27.7	
10.	5/32.931 10/5:17.6		4/30.124 10/5:05.1	2/35.403 11/5:23.8	1/28.198 11/5:23.7	6/32.653 10/5:23.0			3/28.863 11/5:26.6	
11.				2/28.817 11/5:23.2	1/28.518 11/5:22.8				3/29.561 11/5:26.5	

Top Qualifiers	Qual#	Laps	Race Time (Difference)	Round	Race	Pos in Race	Fast Lap
Janos `Lazi` Lazar	1	11	5:12.172	1	10	1	26.736
Iler, David	2	11	5:22.366 10.19	1	10	2	28.298
Barone, Mike	3	11	5:22.814 0.448	1	12	1	28.198
Carlson, Glenn	4	11	5:23.160 0.346	1	10	3	27.798
Intravia, Chris	5	11	5:23.260 0.100	1	12	2	27.099
Record, Jeff	6	11	5:26.542 3.282	1	12	3	28.835
Large, Scott	7	10	5:04.788	1	10	4	28.947
Espinosa, Jack	8	10	5:05.178 0.390	1	12	4	28.843
Hutton, Jonathan	9	10	5:14.350 9.172	1	11	1	28.759
Butera, Gavin "The Hammer"	10	10	5:15.422 1.072	1	11	2	29.165

South Florida Off Road Championship Series Race 6

Ser#42318

Timing and Scoring by www.RCScoringPro.com

Sponsor	Driver Name	Car	Pos	Laps	Race Time	Behind	Fast Lap	Average Top 5	Top 10	Top 15	Q#
	Intravia, Chris	3	1	12	5:21.781		25.909	26.369	26.714		1
	Kranz, Jeff	5	2	11	5:09.987		27.534	27.760	27.975		2
	Mntiel, Christian	6	3	11	5:12.444	2.457	27.471	28.061	28.337		3
	Lee, Pak	8	4	11	5:13.849	3.862	27.400	27.723	28.088		4
	Meister, Scott	2	5	10	5:30.019		29.048	30.631	33.002		5
	Rodriguez, Fred	1	6	10	5:32.781	2.762	30.622	31.089	33.278		6
	Large, Scott	9	7	9	5:19.928		31.941	33.304			7
	Janos `Lazi` Lazar	10	8	6	2:51.867		27.126	27.653			8
	Molina, Felix	7	9	4	2:29.987		29.109				9
	Paz, Daniel	4	10	3	1:23.677		26.864				10


Car#	1	2	3	4	5	6	7	8	9	10
	Rodriguez	Meister	Intravia	Paz	Kranz	Montiel	Molina	Lee	Large	Janos `Lazi` Lazar
1.	8/31.903 10/5:19.0	10/42.161 8/5:37.2	1/27.140 12/5:25.6	7/29.848 11/5:28.3	2/27.534 11/5:02.8	4/28.462 11/5:13.0	6/29.109 11/5:20.2	5/28.705 11/5:15.6	9/34.626 9/5:11.6	3/27.756 11/5:05.3
2.	8/30.835 10/5:13.6	10/29.048 9/5:20.4	1/25.909 12/5:18.2	3/26.864 11/5:11.9	5/30.237 11/5:17.7	4/28.490 11/5:13.2	6/30.800 11/5:29.5	2/27.546 11/5:09.3	9/32.538 9/5:02.2	7/33.604 10/5:06.8
3.	9/42.329 9/5:15.2	8/33.477 9/5:14.0	1/26.015 12/5:16.2	2/26.965 11/5:06.8	5/27.654 11/5:13.2	3/27.813 11/5:10.8	10/51.682 9/5:34.7	4/28.849 11/5:12.0	7/35.349 9/5:07.5	6/27.126 11/5:24.4
4.	7/32.175 9/5:08.7	6/31.400 9/5:06.2	1/26.878 12/5:17.8		4/27.999 11/5:11.9	3/28.307 11/5:10.9	9/38.396 9/5:37.4	2/27.642 11/5:10.0	8/38.510 9/5:17.2	5/27.197 11/5:18.1
5.	7/37.264 9/5:14.1	6/32.036 9/5:02.6	1/27.369 12/5:19.9		4/28.806 11/5:12.9	3/28.734 11/5:11.9		2/28.071 11/5:09.7	8/39.679 9/5:25.2	5/28.340 11/5:16.8
6.	7/30.622 9/5:07.6	6/34.560 9/5:04.0	1/26.525 12/5:19.6		4/27.905 11/5:11.9	3/28.277 11/5:11.8		2/28.249 11/5:09.9	8/39.870 9/5:30.8	5/27.844 11/5:15.0
7.	6/32.477 9/5:05.4	5/33.877 9/5:04.1	1/27.243 12/5:20.7		3/27.794 11/5:11.0	4/28.438 11/5:11.9		2/28.233 11/5:10.0	7/32.655 9/5:25.5	
8.	6/31.404 9/5:02.6	5/31.055 9/5:01.0	1/27.276 12/5:21.5		3/27.979 11/5:10.6	4/29.076 11/5:12.9		2/28.231 11/5:10.1	7/34.760 9/5:23.9	
9.	6/30.683 10/5:32.9	5/29.615 10/5:30.2	1/26.868 12/5:21.6		3/28.174 11/5:10.5	4/28.457 11/5:12.9		2/27.400 11/5:09.1	7/31.941 9/5:19.9	
10.	6/33.089 10/5:32.7	5/32.790 10/5:30.0	1/26.760 12/5:21.5		2/27.992 11/5:10.2	3/28.919 11/5:13.4		4/32.969 11/5:14.4		
11.			1/27.161 12/5:21.9		2/27.913 11/5:09.9	3/27.471 11/5:12.4		4/27.954 11/5:13.8		
12.			1/26.637 12/5:21.7							

Top Qualifiers	Qual#	Laps	Race Time (Difference)	Round	Race	Pos in Race	Fast Lap
Intravia, Chris	1	12	5:21.781	1	13	1	25.909
Kranz, Jeff	2	11	5:09.987	1	13	2	27.534
Montiel, Christian	3	11	5:12.444 2.457	1	13	3	27.471
Lee, Pak	4	11	5:13.849 1.405	1	13	4	27.400
Meister, Scott	5	10	5:30.019	1	13	5	29.048
Rodriguez, Fred	6	10	5:32.781 2.762	1	13	6	30.622
Large, Scott	7	9	5:19.928	1	13	7	31.941
Janos `Lazi` Lazar	8	6	2:51.867	1	13	8	27.126
Molina, Felix	9	4	2:29.987	1	13	9	29.109
Paz, Daniel	10	3	1:23.677	1	13	10	26.864

South Florida Off Road Championship Series Race 6

Ser#42318

Timing and Scoring by www.RCScoringPro.com

Sponsor	Driver Name	Car	Pos	Laps	Race Time	Behind	Fast Lap	Average Top 5	Top 10	Top 15	Q#
	Carlson, Glenn	6	1	11	5:12.300		27.555	27.784	28.116		3
	Johnston, Richard	2	2	11	5:19.709	7.409	28.501	28.810	29.002		6
	Romani, Ron	5	3	11	5:30.376	18.076	28.065	28.692	29.852		7
	Betancur, Juan	9	4	10	5:04.701		28.554	29.298	30.470		8
	Hold, Brett	3	5	10	5:05.565	0.864	28.460	29.229	30.557		9
	Espinosa, Jack	4	6	10	5:06.453	1.752	29.099	29.463	30.645		10
	Hutton, Jonathan	10	7	10	5:16.989	12.288	28.946	30.323	31.699		11
	Iler, Jessica	7	8	10	5:17.316	12.615	28.851	29.980	31.732		12
	Butera, Gavin "The Hammer"	8	9	9	5:17.954		28.284	30.130			15
	Fales, Justin	1	10	0							20

Car#	1	2	3	4	5	6	7	8	9	10
	Fales	Johnston	Hold	Espinosa	Romani	Carlson	Iler	Butera	Betancur	Hutton
1.		1/29.685 11/5:26.4	4/30.440 10/5:04.4	6/31.618 10/5:16.1	8/31.860 10/5:18.6	5/31.144 10/5:11.3	2/29.865 11/5:28.4	9/35.617 9/5:20.5	7/31.696 10/5:17.0	3/30.071 10/5:00.6
2.		1/28.957 11/5:22.5	2/28.460 11/5:23.9	4/29.099 10/5:03.6	8/30.448 10/5:11.5	3/27.988 11/5:25.2	5/31.022 10/5:04.4	9/31.084 9/5:00.1	6/29.631 10/5:06.6	7/31.731 10/5:09.0
3.		2/29.312 11/5:22.4	3/30.399 11/5:27.4	4/30.413 10/5:03.7	5/30.998 10/5:11.0	1/27.626 11/5:18.1	8/35.830 10/5:22.4	9/37.166 9/5:11.6	7/34.607 10/5:19.7	6/33.633 10/5:18.1
4.		2/28.710 11/5:20.8	3/32.960 10/5:05.6	4/31.777 10/5:07.2	5/29.705 10/5:07.5	1/28.353 11/5:16.5	7/31.070 10/5:19.4	9/29.314 10/5:32.9	6/31.431 10/5:18.3	8/33.991 10/5:23.5
5.		2/28.897 11/5:20.2	5/33.492 10/5:11.5	4/30.976 10/5:07.7	3/28.218 10/5:02.4	1/27.848 11/5:14.5	7/33.350 10/5:22.2	9/35.482 9/5:03.5	6/28.554 10/5:11.8	8/33.391 10/5:25.6
6.		2/29.101 11/5:20.2	6/31.973 10/5:12.8	4/29.839 10/5:06.1	3/28.769 11/5:30.0	1/28.029 11/5:13.4	7/31.406 10/5:20.8	9/32.783 9/5:02.1	5/30.001 10/5:09.8	8/30.722 10/5:22.5
7.		2/28.501 11/5:19.2	6/29.272 10/5:10.0	4/29.545 10/5:04.6	3/28.065 11/5:26.9	1/28.220 11/5:13.0	7/29.094 10/5:16.6	9/59.038 9/5:34.9	5/30.251 10/5:08.8	8/32.626 10/5:23.0
8.		2/29.467 11/5:19.8	5/30.555 10/5:09.4	6/34.356 10/5:09.5	3/31.654 11/5:29.6	1/27.555 11/5:11.7	7/31.588 10/5:16.5	9/29.186 9/5:25.8	4/30.225 10/5:08.0	8/28.946 10/5:18.8
9.		2/28.986 11/5:19.7	5/29.344 10/5:07.6	6/29.708 10/5:08.1	3/31.393 10/5:01.2	1/29.424 11/5:13.1	8/35.240 10/5:20.5	9/28.284 9/5:17.9	4/28.596 10/5:05.5	7/31.306 10/5:18.2
10.		2/28.986 11/5:19.6	5/28.670 10/5:05.5	6/29.122 10/5:06.4	3/28.702 11/5:29.7	1/28.210 11/5:12.8	8/28.851 10/5:17.3		4/29.709 10/5:04.6	7/30.572 10/5:16.9
11.		2/29.107 11/5:19.7			3/30.564 10/5:00.3	1/27.903 11/5:12.3				

Top Qualifiers	Qual#	Laps	Race Time (Difference)	Round	Race	Pos in Race	Fast Lap
Intravia, Chris	1	12	5:21.781	1	13	1	25.909
Kranz, Jeff	2	11	5:09.987	1	13	2	27.534
Carlson, Glenn	3	11	5:12.300 2.313	1	14	1	27.555
Montiel, Christian	4	11	5:12.444 0.144	1	13	3	27.471
Lee, Pak	5	11	5:13.849 1.405	1	13	4	27.400
Johnston, Richard	6	11	5:19.709 5.860	1	14	2	28.501
Romani, Ron	7	11	5:30.376 10.66	1	14	3	28.065
Betancur, Juan	8	10	5:04.701	1	14	4	28.554
Hold, Brett	9	10	5:05.565 0.864	1	14	5	28.460
Espinosa, Jack	10	10	5:06.453 0.888	1	14	6	29.099

# 2wd Stock

Top Qualifier is Everett, Erik 11/5: 19.483 (Rnd 1)

Round 2

1

## South Florida Off Road Championship Series Race 6

Ser#42318

Timing and Scoring by [www.RCScoringPro.com](http://www.RCScoringPro.com)

Sponsor	Driver Name	Car	Pos	Laps	Race Time	Behind	Fast Lap	Average Top 5	Top 10	Top 15	Q#
	Worthington, Glenn	8	1	11	5:25.098		28.707	29.061	29.483		4
	Allen, Tom	4	2	10	5:00.818		28.865	29.316	30.082		7
	Davis, Bill	6	3	10	5:09.949	9.131	29.696	30.531	30.995		9
	Lee, Pak	5	4	10	5:11.096	10.278	30.289	30.733	31.110		11
	Paz, Daniel	9	5	10	5:17.823	17.005	29.444	29.916	31.782		8
	Iler, David	1	6	10	5:24.362	23.544	30.466	31.105	32.436		14
	Chavez, Daniel	7	7	10	5:30.070	29.252	30.783	31.532	33.007		12
	Rivera, Mke	2	8	7	5:02.356		37.963	41.990			26
	Hold, Kiarra	3	9	6	5:15.413		37.354	48.113			27

Car#	1	2	3	4	5	6	7	8	9	10
	Iler	Rivera	Hold	Allen	Lee	Davis	Chavez	Worthington	Paz	
1.	6/31.803 10/5:18.0	9/45.418 7/5:17.9	8/37.354 9/5:36.1	2/29.799 11/5:27.8	4/31.446 10/5:14.5	5/31.484 10/5:14.8	7/33.007 10/5:30.0	1/28.924 11/5:18.1	3/30.628 10/5:06.3	
2.	6/31.281 10/5:15.3	8/42.431 7/5:07.4	9/53.151 7/5:16.7	2/29.589 11/5:26.6	4/30.646 10/5:10.4	5/31.272 10/5:13.8	7/31.979 10/5:24.9	1/29.649 11/5:22.1	3/29.476 10/5:00.5	
3.	6/30.466 10/5:11.8	8/44.913 7/5:09.7	9/52.149 7/5:32.8	2/29.750 11/5:26.8	4/31.015 10/5:10.3	5/30.471 10/5:10.7	7/32.060 10/5:23.5	1/28.707 11/5:20.0	3/31.002 10/5:03.6	
4.	3/30.866 10/5:11.0	8/42.210 7/5:06.1	9/74.850 6/5:26.2	2/33.123 10/5:05.6	5/32.230 10/5:13.3	4/31.393 10/5:11.5	7/39.303 9/5:06.7	1/29.932 11/5:22.3	6/35.088 10/5:15.4	
5.	4/31.386 10/5:11.6	8/37.963 8/5:40.7	9/48.371 6/5:19.0	2/29.096 10/5:02.7	6/31.105 10/5:12.8	3/30.504 10/5:10.2	7/30.783 9/5:00.8	1/29.768 11/5:23.3	5/30.141 10/5:12.6	
6.	6/33.872 10/5:16.1	8/42.434 8/5:40.4	9/49.538 6/5:15.4	2/29.858 10/5:02.0	5/31.252 10/5:12.8	3/31.054 10/5:10.3	7/33.521 9/5:00.9	1/30.061 11/5:24.5	4/29.892 10/5:10.3	
7.	6/32.341 10/5:17.1	8/46.987 7/5:02.3		2/31.233 10/5:03.5	5/30.795 10/5:12.1	4/32.047 10/5:11.7	7/31.685 10/5:31.9	1/29.674 11/5:24.8	3/29.444 10/5:08.0	
8.	6/36.489 10/5:23.1			2/30.226 10/5:03.3	4/30.289 10/5:10.9	5/31.097 10/5:11.6	7/31.395 10/5:29.6	1/28.982 11/5:24.0	3/31.200 10/5:08.5	
9.	6/34.333 10/5:25.3			2/28.865 10/5:01.7	4/30.918 10/5:10.7	3/29.696 10/5:10.0	7/31.819 10/5:28.3	1/30.091 11/5:24.8	5/38.316 10/5:16.8	
10.	6/31.525 10/5:24.3			2/29.279 10/5:00.8	4/31.400 10/5:11.1	3/30.931 10/5:09.9	7/34.518 10/5:30.0	1/30.268 11/5:25.6	5/32.636 10/5:17.8	
11.								1/29.042 11/5:25.1		

Top Qualifiers	Qual#	Laps	Race Time (Difference)	Round	Race	Pos in Race	Fast Lap
Everett, Erik	1	11	5:19.483	1	2	1	27.884
Borkowicz, Dan	2	11	5:19.859 0.376	1	3	1	27.890
Kranz, Jeff	3	11	5:20.881 1.022	1	2	2	28.387
Worthington, Glenn	4	11	5:21.770 0.889	1	1	1	27.930
Record, Corey	5	11	5:24.118 2.348	1	2	3	28.926
Eich, Dustin	6	11	5:27.472 3.354	1	2	4	27.990
Allen, Tom	7	11	5:29.311 1.839	1	1	2	29.130
Paz, Daniel	8	10	5:01.597	1	1	3	28.613
Davis, Bill	9	10	5:01.803 0.206	1	1	4	29.229
Carlson, Glenn	10	10	5:09.752 7.949	1	2	5	29.400



Top Qualifier is Everett, Erik 11/5: 19.483 (Rnd 1)



# South Florida Off Road Championship Series Race 6

Ser#42318

Timing and Scoring by [www.RCScoringPro.com](http://www.RCScoringPro.com)

Sponsor	Driver Name	Car	Pos	Laps	Race Time	Behind	Fast Lap	Average Top 5	Top 10	Top 15	Q#
	Everett, Erik	9	1	11	5:26.067		28.265	28.506	29.031		1
	Kranz, Jeff	5	2	11	5:26.284	0.217	28.307	28.647	28.977		3
	Eich, Dustin	6	3	10	5:04.537		29.417	29.668	30.454		6
	Record, Corey	2	4	10	5:10.406	5.869	28.696	29.850	31.041		5
	Carlson, Glenn	8	5	10	5:11.777	7.240	28.945	29.911	31.178		10
	Dionese, Tommy	3	6	10	5:18.094	13.557	30.829	31.308	31.809		14
	Robles, Jose	4	7	9	5:07.117		32.339	33.570			19
	Honcho, Mke	1	8	9	5:23.896	16.779	33.413	34.251			20
	Blankenbicker, Patrick	7	9	8	5:25.870		32.564	37.888			24

Car#	1	2	3	4	5	6	7	8	9	10
	Honcho	Record	Dionese	Robles	Kranz	Eich	Blankenbicker	Carlson	Everett	
1.	8/33.491 9/5:01.4	3/30.823 10/5:08.1	5/31.350 10/5:13.5	7/33.443 9/5:00.9	1/28.959 11/5:18.5	4/31.246 10/5:12.5	9/36.511 9/5:28.5	6/32.846 10/5:28.5	2/29.273 11/5:21.9	
2.	8/35.847 9/5:12.0	3/29.591 10/5:02.0	5/31.582 10/5:14.6	7/34.782 9/5:06.9	1/28.721 11/5:17.2	4/31.193 10/5:12.1	9/38.288 9/5:36.5	6/30.915 10/5:18.8	2/28.806 11/5:19.4	
3.	8/33.413 9/5:08.2	3/30.648 10/5:03.5	6/31.209 10/5:13.8	7/34.306 9/5:07.5	1/28.455 11/5:15.8	4/29.541 10/5:06.6	9/45.399 8/5:20.5	5/30.357 10/5:13.7	2/29.287 11/5:20.3	
4.	8/34.364 9/5:08.4	4/32.892 10/5:09.8	6/32.142 10/5:15.6	7/32.339 9/5:03.4	1/28.307 11/5:14.7	3/30.799 10/5:06.9	9/40.358 8/5:21.1	5/31.239 10/5:13.3	2/28.303 11/5:18.0	
5.	8/37.968 9/5:15.1	4/29.492 10/5:06.8	6/32.252 10/5:17.0	7/34.735 9/5:05.2	1/29.104 11/5:15.8	3/30.030 10/5:05.6	9/41.719 8/5:23.6	5/30.291 10/5:11.3	2/28.758 11/5:17.7	
6.	8/34.931 9/5:15.0	5/32.678 10/5:10.1	6/32.267 10/5:18.0	7/35.060 9/5:07.0	1/29.334 11/5:16.9	3/29.703 10/5:04.1	9/47.323 8/5:32.8	4/29.436 10/5:08.4	2/29.345 11/5:18.5	
7.	8/35.057 9/5:15.0	5/31.730 10/5:11.2	6/31.569 10/5:17.6	7/34.010 9/5:06.8	1/28.876 11/5:17.0	3/29.417 10/5:02.7	9/32.564 8/5:22.4	4/30.526 10/5:08.0	2/29.016 11/5:18.6	
8.	8/41.497 9/5:22.3	5/28.696 10/5:08.1	6/32.204 10/5:18.2	7/34.690 9/5:07.5	2/29.479 11/5:17.9	3/30.513 10/5:03.0	9/43.708 8/5:25.8	4/28.945 10/5:05.6	1/28.396 11/5:17.8	
9.	8/37.328 9/5:23.8	5/31.850 10/5:09.3	6/32.690 10/5:19.1	7/33.752 9/5:07.1	1/29.655 11/5:18.8	3/29.650 10/5:02.3		4/30.711 10/5:05.8	2/30.865 11/5:20.2	
10.		4/32.006 10/5:10.4	6/30.829 10/5:18.0		1/28.878 11/5:18.7	3/32.445 10/5:04.5		5/36.511 10/5:11.7	2/28.265 11/5:19.3	
11.					2/36.516 11/5:26.2				1/35.753 11/5:26.0	

Top Qualifiers	Qual#	Laps	Race Time (Difference)	Round	Race	Pos in Race	Fast Lap
Everett, Erik	1	11	5:19.483	1	2	1	27.884
Borkowicz, Dan	2	11	5:19.859 0.376	1	3	1	27.890
Kranz, Jeff	3	11	5:20.881 1.022	1	2	2	28.387
Worthington, Glenn	4	11	5:21.770 0.889	1	1	1	27.930
Record, Corey	5	11	5:24.118 2.348	1	2	3	28.926
Eich, Dustin	6	11	5:27.472 3.354	1	2	4	27.990
Allen, Tom	7	11	5:29.311 1.839	1	1	2	29.130
Paz, Daniel	8	10	5:01.597	1	1	3	28.613
Davis, Bill	9	10	5:01.803 0.206	1	1	4	29.229
Carlson, Glenn	10	10	5:09.752 7.949	1	2	5	29.400



Top Qualifier is Everett, Erik 11/5: 19.483 (Rnd 1)

3

South Florida Off Road Championship Series Race 6

Ser#42318

Timing and Scoring by www.RCScoringPro.com

Sponsor	Driver Name	Car	Pos	Laps	Race Time	Behind	Fast Lap	Average Top 5	Top 10	Top 15	Q#
	Borkowicz, Dan	5	1	11	5:19.047		28.318	28.420	28.846		1
	Romani, Ron	7	2	10	5:13.047		30.246	30.409	31.305		12
	Large, Scott	3	3	10	5:20.801	7.754	29.985	30.816	32.080		14
	Gilbert, Nate	6	4	9	5:06.130		32.508	33.096			18
	OConnell, Denis	9	5	9	5:11.650	5.520	30.380	32.216			20
	Serio, Phil	1	6	9	5:14.603	8.473	33.000	33.433			22
	Cooper, Jared	2	7	9	5:20.455	14.325	32.215	33.586			17
	Rivera, Rob	4	8	8	5:02.849		33.610	35.829			24
	Reynolds, AJ	8	9	8	5:18.283	15.434	34.382	36.063			23

Car#	1	2	3	4	5	6	7	8	9	10
	Serio	Cooper	Large	Rivera	Borkowicz	Gilbert	Romani	Reynolds	OConnell	
1.	5/34.804 9/5:13.1	7/35.605 9/5:20.4	2/30.679 10/5:06.8	8/43.894 7/5:07.2	1/30.128 10/5:01.3	4/33.308 10/5:33.1	3/31.370 10/5:13.6	9/45.604 7/5:19.1	6/35.329 9/5:17.9	
2.	6/33.000 9/5:05.0	7/36.976 9/5:26.6	2/31.573 10/5:11.2	8/35.493 8/5:17.5	1/28.925 11/5:24.7	5/32.508 10/5:29.0	3/30.906 10/5:11.3	9/35.382 8/5:23.9	4/30.380 10/5:28.5	
3.	6/40.816 9/5:25.8	8/42.930 8/5:08.0	3/31.648 10/5:13.0	9/36.912 8/5:10.1	1/28.512 11/5:21.0	4/34.761 9/5:01.7	2/30.394 10/5:08.8	7/34.382 8/5:07.6	5/36.875 9/5:07.7	
4.	6/33.375 9/5:19.5	7/35.150 8/5:01.3	3/39.078 10/5:32.4	8/35.592 8/5:03.7	1/28.373 11/5:18.8	4/33.335 9/5:01.2	2/31.022 10/5:09.2	9/37.195 8/5:05.1	5/34.067 9/5:07.4	
5.	6/36.640 9/5:21.5	7/37.015 8/5:00.2	3/31.802 10/5:29.5	8/37.538 8/5:03.0	1/30.069 11/5:21.2	4/32.996 9/5:00.4	2/30.276 10/5:07.9	9/53.253 8/5:29.3	5/34.656 9/5:08.3	
6.	6/33.843 9/5:18.7	7/32.605 9/5:30.4	3/29.985 10/5:24.6	8/37.641 8/5:02.7	1/28.575 11/5:20.0	5/36.207 9/5:04.6	2/34.237 10/5:13.6	9/37.884 8/5:24.9	4/31.478 9/5:04.1	
7.	6/33.552 9/5:16.3	7/32.380 9/5:24.8	3/31.881 10/5:23.7	8/42.169 8/5:07.7	1/30.584 11/5:22.4	5/36.266 9/5:07.7	2/30.246 10/5:12.0	9/39.112 8/5:23.2	4/32.665 9/5:02.7	
8.	6/33.397 9/5:14.3	7/35.579 9/5:24.2	3/30.577 10/5:21.5	8/33.610 8/5:02.8	1/28.349 11/5:21.0	4/33.416 9/5:06.9	2/30.589 10/5:11.3	9/35.471 8/5:18.2	5/43.711 9/5:14.0	
9.	6/35.176 9/5:14.6	7/32.215 9/5:20.4	3/31.264 10/5:20.5		1/28.546 11/5:20.2	4/33.333 9/5:06.1	2/33.468 10/5:13.8		5/32.489 9/5:11.6	
10.			3/32.314 10/5:20.7		1/28.668 11/5:19.8		2/30.539 10/5:13.0			
11.					1/28.318 11/5:19.0					

Top Qualifiers	Qual#	Laps	Race Time (Difference)	Round	Race	Pos in Race	Fast Lap
Borkowicz, Dan	1	11	5:19.047	2	3	1	28.318
Everett, Erik	2	11	5:19.483 0.436	1	2	1	27.884
Kranz, Jeff	3	11	5:20.881 1.398	1	2	2	28.387
Worthington, Glenn	4	11	5:21.770 0.889	1	1	1	27.930
Record, Corey	5	11	5:24.118 2.348	1	2	3	28.926
Eich, Dustin	6	11	5:27.472 3.354	1	2	4	27.990
Allen, Tom	7	11	5:29.311 1.839	1	1	2	29.130
Paz, Daniel	8	10	5:01.597	1	1	3	28.613
Davis, Bill	9	10	5:01.803 0.206	1	1	4	29.229
Carlson, Glenn	10	10	5:09.752 7.949	1	2	5	29.400

Top Qualifier is Borkowicz, Daimon 12/5: 21.565 (Rnd 1)



# South Florida Off Road Championship Series Race 6

Ser#42318

Timing and Scoring by [www.RCScorePro.com](http://www.RCScorePro.com)

Sponsor	Driver Name	Car	Pos	Laps	Race Time	Behind	Fast Lap	Average Top 5	Top 10	Top 15	Q#
	Applegate, Mke	1	1	11	5:00.660		26.346	26.659	27.201		3
	Lopez, Jader	6	2	11	5:07.581	6.921	26.445	26.734	27.369		4
	Jordao, Ricardo	3	3	11	5:16.833	16.173	26.856	27.354	28.266		6
	Gatenby, Riker	5	4	10	5:00.868		28.847	29.213	30.087		11
	Record, Corey	8	5	10	5:03.364	2.496	28.899	29.234	30.336		8
	Worthington, Glenn	2	6	10	5:06.133	5.265	28.880	29.277	30.613		9
	Carlson, Glenn	7	7	10	5:17.130	16.262	28.579	28.890	31.713		13
	Fales, Justin	4	8	0							

Car#	1	2	3	4	5	6	7	8	9	10
	Applegate	Worthington	Jordao	Fales	Gatenby	Lopez	Carlson	Record		
1.	3/28.651 11/5:15.1	5/29.695 11/5:26.6	7/31.437 10/5:14.4		4/28.847 11/5:17.3	1/27.241 12/5:26.8	2/28.586 11/5:14.4	6/30.101 10/5:01.0		
2.	2/26.346 11/5:02.5	4/28.880 11/5:22.1	6/28.503 11/5:29.6		3/29.124 11/5:18.8	1/26.466 12/5:22.2	7/36.482 10/5:25.3	5/29.266 11/5:26.5		
3.	2/28.137 11/5:04.8	4/29.708 11/5:23.6	6/34.173 10/5:13.6		3/29.624 11/5:21.1	1/27.973 12/5:26.7	7/36.047 9/5:03.3	5/29.759 11/5:26.8		
4.	2/26.974 11/5:02.8	3/29.834 11/5:24.8	6/27.125 10/5:03.0		4/31.790 11/5:28.2	1/27.509 11/5:00.2	7/29.146 10/5:25.6	5/30.331 11/5:28.5		
5.	2/27.656 11/5:03.0	6/32.343 10/5:00.9	3/26.856 11/5:25.7		5/29.285 11/5:27.0	1/26.445 12/5:25.5	7/29.111 10/5:18.7	4/29.094 11/5:26.8		
6.	2/26.500 11/5:01.1	6/35.813 10/5:10.4	3/28.080 11/5:22.9		5/31.440 10/5:00.1	1/26.956 12/5:25.1	7/29.030 10/5:14.0	4/30.535 11/5:28.3		
7.	1/26.701 11/5:00.0	6/30.182 10/5:09.2	3/27.220 11/5:19.6		5/29.754 11/5:29.7	2/33.892 11/5:08.7	7/33.133 10/5:16.4	4/28.899 11/5:26.8		
8.	1/27.024 12/5:26.9	6/31.576 10/5:10.0	3/27.491 11/5:17.4		5/29.260 11/5:28.7	2/26.868 11/5:07.1	7/29.402 10/5:13.6	4/29.153 11/5:26.0		
9.	1/28.166 11/5:00.8	6/29.025 10/5:07.8	3/29.479 11/5:18.2		4/32.196 10/5:01.4	2/29.084 11/5:08.5	7/28.579 10/5:10.5	5/35.766 10/5:03.2		
10.	1/26.776 11/5:00.2	6/29.077 10/5:06.1	3/28.240 11/5:17.4		4/29.548 10/5:00.8	2/28.212 11/5:08.7	7/37.614 10/5:17.1	5/30.460 10/5:03.3		
11.	1/27.729 11/5:00.6		3/28.229 11/5:16.8			2/26.935 11/5:07.5				

Top Qualifiers	Qual#	Laps	Race Time (Difference)	Round	Race	Pos in Race	Fast Lap
Borkowicz, Daimon	1	12	5:21.565	1	5	1	25.996
Fales, Justin	2	12	5:26.959 5.394	1	4	1	26.706
Applegate, Mike	3	11	5:00.660	2	4	1	26.346
Lopez, Jader	4	11	5:07.581 6.921	2	4	2	26.445
Hazbun, Richard	5	11	5:13.761 6.180	1	5	2	26.970
Jordao, Ricardo	6	11	5:13.976 0.215	1	4	3	27.824
Intravia, Chris	7	11	5:15.460 1.484	1	5	3	27.677
Record, Corey	8	11	5:16.536 1.076	1	4	4	28.129
Worthington, Glenn	9	11	5:23.940 7.404	1	4	5	28.575
Barone, Mike	10	11	5:27.368 3.428	1	5	4	29.088

Top Qualifier is Borkowicz, Daimon 12/5: 21.565 (Rnd 1)



# South Florida Off Road Championship Series Race 6

Ser#42318

Timing and Scoring by [www.RCScorePro.com](http://www.RCScorePro.com)

Sponsor	Driver Name	Car	Pos	Laps	Race Time	Behind	Fast Lap	Average Top 5	Top 10	Top 15	Q#
	Borkowicz, Daimon	6	1	12	5:24.072		25.740	26.245	26.546		1
	Hazbun, Richard	3	2	12	5:24.488	0.416	26.519	26.644	26.879		2
	Intravia, Chris	7	3	11	5:13.796		27.429	27.696	28.343		6
	Barone, Mke	8	4	11	5:29.460	15.664	27.968	28.475	29.445		10
	Neddeff, Matt	1	5	10	5:04.389		28.886	29.417	30.439		12
	Johnston, Richard	4	6	10	5:22.626	18.237	30.494	31.502	32.263		15
	Hutton, Jonathan	5	7	10	5:24.419	20.030	28.415	29.773	32.442		16
	Janos `Lazi` Lazar	2	8	0							

Car#	1	2	3	4	5	6	7	8	9	10
	Neddeff	inos `Lazi` Laz	Hazbun	Johnston	Hutton	Borkowicz	Intravia	Barone		
1.	6/30.760 10/5:07.6		1/26.910 12/5:22.9	7/33.722 9/5:03.4	5/30.491 10/5:04.8	2/27.203 12/5:26.3	3/29.157 11/5:20.7	4/30.142 10/5:01.3		
2.	6/29.821 10/5:02.8		2/27.122 12/5:24.1	7/32.199 10/5:29.6	5/30.073 10/5:02.8	1/26.713 12/5:23.5	3/29.377 11/5:21.9	4/28.885 11/5:24.6		
3.	5/30.365 10/5:03.1		2/27.142 12/5:24.6	7/31.221 10/5:23.8	6/34.966 10/5:18.4	1/26.502 12/5:21.6	3/30.368 11/5:25.9	4/30.231 11/5:27.2		
4.	5/29.609 10/5:01.3		2/26.519 12/5:23.0	7/32.861 10/5:25.0	6/34.233 10/5:24.3	1/26.614 12/5:21.0	3/27.778 11/5:20.8	4/28.830 11/5:24.7		
5.	5/29.212 11/5:29.4		2/27.554 12/5:24.6	6/32.680 10/5:25.3	7/37.005 9/5:00.1	1/26.385 12/5:20.2	3/28.137 11/5:18.6	4/28.577 11/5:22.6		
6.	5/28.886 11/5:27.5		2/28.144 12/5:26.7	6/33.361 10/5:26.7	7/29.484 10/5:27.0	1/26.451 12/5:19.7	3/28.923 11/5:18.5	4/30.299 11/5:24.4		
7.	5/36.119 10/5:06.8		2/26.581 12/5:25.6	7/32.166 10/5:26.0	6/30.402 10/5:23.7	1/28.619 12/5:23.1	3/29.352 11/5:19.1	4/28.113 11/5:22.2		
8.	5/29.647 10/5:05.5		2/26.782 12/5:25.1	7/30.494 10/5:23.3	6/28.415 10/5:18.8	1/27.068 12/5:23.3	3/27.622 11/5:17.2	4/29.838 11/5:23.0		
9.	5/29.733 10/5:04.6		2/26.796 12/5:24.7	7/32.493 10/5:23.5	6/33.655 10/5:20.8	1/26.147 12/5:22.2	3/27.429 11/5:15.5	4/31.571 11/5:25.7		
10.	5/30.237 10/5:04.3		2/27.511 12/5:25.2	6/31.429 10/5:22.6	7/35.695 10/5:24.4	1/26.638 12/5:22.0	3/27.903 11/5:14.6	4/27.968 11/5:23.8		
11.			2/26.540 12/5:24.6			1/25.740 12/5:20.8	3/27.750 11/5:13.8	4/35.006 11/5:29.4		
12.			2/26.887 12/5:24.4			1/29.992 12/5:24.0				

Top Qualifiers	Qual#	Laps	Race Time (Difference)	Round	Race	Pos in Race	Fast Lap
Borkowicz, Daimon	1	12	5:21.565	1	5	1	25.996
Hazbun, Richard	2	12	5:24.488 2.923	2	5	2	26.519
Fales, Justin	3	12	5:26.959 2.471	1	4	1	26.706
Applegate, Mike	4	11	5:00.660	2	4	1	26.346
Lopez, Jader	5	11	5:07.581 6.921	2	4	2	26.445
Intravia, Chris	6	11	5:13.796 6.215	2	5	3	27.429
Jordao, Ricardo	7	11	5:13.976 0.180	1	4	3	27.824
Record, Corey	8	11	5:16.536 2.560	1	4	4	28.129
Worthington, Glenn	9	11	5:23.940 7.404	1	4	5	28.575
Barone, Mike	10	11	5:27.368 3.428	1	5	4	29.088

# Mod Truck

Top Qualifier is Applegate, Mike 11/5: 06.847 (Rnd 1)

Round 2

6

## South Florida Off Road Championship Series Race 6

Ser#42318

Timing and Scoring by [www.RCScoringPro.com](http://www.RCScoringPro.com)

Sponsor	Driver Name	Car	Pos	Laps	Race Time	Behind	Fast Lap	Average Top 5	Top 10	Top 15	Q#
	Everett, Erik	6	1	11	5:17.543		27.799	28.042	28.490		2
	Worthington, Glenn	7	2	11	5:19.557	2.014	27.381	27.933	28.615		3
	Record, Corey	4	3	11	5:21.940	4.397	27.040	27.755	28.988		4
	Applegate, Mke	5	4	11	5:23.695	6.152	27.317	27.773	29.205		1
	Kranz, Jeff	2	5	11	5:28.544	11.001	28.192	28.824	29.657		5
	Davis, Bill	9	6	10	5:11.716		29.184	29.881	31.172		6
	Carlson, Glenn	3	7	10	5:12.728	1.012	29.214	30.074	31.273		7
	Dionese, Tommy	8	8	10	5:31.589	19.873	30.419	31.358	33.159		8
	Lopez, Jader	1	9	0							

Car#	1	2	3	4	5	6	7	8	9	10
	Lopez	Kranz	Carlson	Record	Applegate	Everett	Worthington	Dionese	Davis	
1.	4/30.855 10/5:08.6	8/32.931 10/5:29.3	7/32.028 10/5:20.3	5/31.643 10/5:16.3	1/28.074 11/5:08.7	2/28.534 11/5:13.8	6/31.939 10/5:19.4	3/30.491 10/5:04.8		
2.	4/30.354 10/5:06.0	8/34.394 9/5:02.9	7/31.569 10/5:18.0	5/31.596 10/5:16.1	1/28.702 11/5:12.2	2/30.696 11/5:25.7	6/31.343 10/5:16.3	3/30.507 10/5:05.0		
3.	4/31.976 10/5:10.6	8/31.288 10/5:28.6	3/28.481 10/5:06.9	5/30.247 10/5:11.6	1/28.929 11/5:14.2	2/27.381 11/5:17.5	7/33.387 10/5:22.2	6/33.316 10/5:14.3		
4.	5/29.281 10/5:06.1	8/30.875 10/5:23.7	3/28.247 10/5:00.8	4/27.788 10/5:03.1	2/29.456 11/5:16.6	1/28.185 11/5:15.6	7/31.636 10/5:20.7	6/30.721 10/5:12.6		
5.	5/29.614 10/5:04.1	7/29.214 10/5:17.3	3/27.625 11/5:25.4	4/27.317 11/5:26.8	2/28.707 11/5:16.5	1/28.533 11/5:15.3	8/30.419 10/5:17.4	6/29.671 10/5:09.4		
6.	5/31.927 10/5:06.6	7/30.737 10/5:15.7	3/29.263 11/5:24.8	4/30.385 11/5:28.1	2/32.639 11/5:23.6	1/28.183 11/5:14.4	8/31.452 10/5:16.9	6/34.471 10/5:15.3		
7.	5/29.673 10/5:05.2	7/30.956 10/5:14.8	4/29.762 11/5:25.2	3/27.324 11/5:24.1	2/28.902 11/5:22.7	1/28.895 11/5:14.9	8/32.359 10/5:17.9	6/29.184 10/5:11.9		
8.	5/28.193 10/5:02.3	7/30.175 10/5:13.2	4/32.062 11/5:28.6	3/29.906 11/5:24.7	1/28.155 11/5:21.1	2/33.403 11/5:21.4	8/36.367 10/5:23.6	6/29.551 10/5:09.8		
9.	5/29.640 10/5:01.6	7/32.787 10/5:14.8	4/27.572 11/5:25.8	3/27.332 11/5:22.1	2/27.799 11/5:19.4	1/27.384 11/5:19.2	8/36.518 10/5:28.2	6/31.603 10/5:10.5		
10.	5/28.192 11/5:29.6	7/29.371 10/5:12.7	4/27.040 11/5:23.0	3/29.104 11/5:21.9	1/28.196 11/5:18.5	2/29.829 11/5:20.1	8/36.169 10/5:31.5	6/32.201 10/5:11.7		
11.	5/28.839 11/5:28.5		3/28.291 11/5:21.9	4/31.053 11/5:23.6	1/27.984 11/5:17.5	2/28.534 11/5:19.5				

Top Qualifiers	Qual#	Laps	Race Time (Difference)	Round	Race	Pos in Race	Fast Lap
Applegate, Mike	1	11	5:06.847	1	6	1	27.406
Everett, Erik	2	11	5:17.543 10.69	2	6	1	27.799
Worthington, Glenn	3	11	5:19.557 2.014	2	6	2	27.381
Record, Corey	4	11	5:21.940 2.383	2	6	3	27.040
Kranz, Jeff	5	11	5:28.544 6.604	2	6	5	28.192
Davis, Bill	6	10	5:11.716	2	6	6	29.184
Carlson, Glenn	7	10	5:12.728 1.012	2	6	7	29.214
Dionese, Tommy	8	10	5:22.079 9.351	1	6	6	30.229
Lopez, Jader	9	0		1	6	8	

Top Qualifier is Borkowicz, Daimon 13/5: 19.684 (Rnd 1)



# South Florida Off Road Championship Series Race 6

Ser#42318

Timing and Scoring by [www.RCScorePro.com](http://www.RCScorePro.com)

Sponsor	Driver Name	Car	Pos	Laps	Race Time	Behind	Fast Lap	Average Top 5	Top 10	Top 15	Q#
	Gatenby, Riker	6	1	12	5:08.021		24.809	25.049	25.407		4
	Neddeff, Matt	1	2	11	5:01.600		25.979	26.667	27.205		9
	Mntiel, Christian	7	3	11	5:09.495	7.895	26.979	27.209	27.560		12
	Romani, Ron	5	4	11	5:10.445	8.845	26.388	27.126	27.878		13
	Mato, Jose	8	5	11	5:27.097	25.497	27.527	28.050	29.431		15
	Lee, Pak	9	6	11	5:30.898	29.298	26.559	27.630	29.669		16
	Blankenbicker, Patrick	4	7	9	5:10.407		30.778	32.316			21
	Hold, Kiarra	2	8	6	4:42.739		40.379	44.507			22
	Robles, Jose	3	9	5	2:46.508		28.935	33.302			20

Car# 1	2	3	4	5	6	7	8	9	10
Neddeff	Hold	Robles	Blankenbicker	Romani	Gatenby	Montiel	Mato	Lee	
1. 3/27.964 11/5:07.5	9/60.206 5/5:01.0	8/35.240 9/5:17.1	5/31.599 10/5:16.0	4/29.279 11/5:22.0	2/27.152 12/5:25.7	1/27.104 12/5:25.2	6/31.946 10/5:19.5	7/34.207 9/5:07.8	
2. 2/27.150 11/5:03.1	9/42.201 6/5:07.2	8/34.725 9/5:14.8	5/32.650 10/5:21.2	4/28.227 11/5:16.3	1/26.408 12/5:21.3	3/28.460 11/5:05.5	6/32.488 10/5:22.1	7/30.837 10/5:25.2	
3. 3/29.553 11/5:10.4	9/55.650 6/5:16.1	8/35.150 9/5:15.3	7/36.404 9/5:01.9	4/28.848 11/5:16.6	1/25.530 12/5:16.3	2/26.979 11/5:02.6	6/31.831 10/5:20.8	5/29.002 10/5:13.5	
4. 3/25.979 11/5:04.2	9/43.368 6/5:02.1	8/32.458 9/5:09.5	7/33.771 9/5:02.4	4/26.388 11/5:10.0	1/25.557 12/5:13.9	2/27.578 11/5:02.8	6/27.736 10/5:10.0	5/26.559 10/5:01.5	
5. 2/26.461 11/5:01.6	9/40.935 7/5:39.3	8/28.935 10/5:33.0	7/30.778 10/5:30.3	4/27.159 11/5:07.7	1/26.803 12/5:15.4	3/28.329 11/5:04.5	6/27.527 10/5:03.0	5/30.555 10/5:02.3	
6. 2/26.783 11/5:00.4	8/40.379 7/5:29.8		7/32.780 10/5:29.9	4/27.849 11/5:07.5	1/25.052 12/5:13.0	3/27.254 11/5:03.7	6/32.791 10/5:07.1	5/27.802 11/5:28.0	
7. 2/27.223 11/5:00.3			7/34.082 10/5:31.5	4/27.676 11/5:07.1	1/25.717 12/5:12.3	3/27.475 11/5:03.5	6/28.054 10/5:03.3	5/27.784 11/5:24.8	
8. 2/27.902 11/5:01.1			7/40.166 9/5:06.2	4/31.666 11/5:12.2	1/25.363 12/5:11.3	3/33.899 11/5:12.2	6/28.393 10/5:00.9	5/27.144 11/5:21.5	
9. 2/27.460 11/5:01.2			7/38.177 9/5:10.4	3/26.875 11/5:10.4	1/25.609 12/5:10.9	4/27.378 11/5:11.0	6/28.542 11/5:29.1	5/34.211 11/5:27.6	
10. 2/28.163 11/5:02.1				4/28.946 11/5:11.2	1/24.809 12/5:09.6	3/27.328 11/5:09.9	6/29.089 11/5:28.2	5/28.863 11/5:26.6	
11. 2/26.962 11/5:01.6				4/27.532 11/5:10.4	1/25.205 12/5:08.9	3/27.711 11/5:09.5	5/28.700 11/5:27.1	6/33.934 10/5:00.8	
12.					1/24.816 12/5:08.0				

Top Qualifiers	Qual#	Laps	Race Time (Difference)		Round	Race	Pos in Race	Fast Lap
Borkowicz, Daimon	1	13	5:19.684		1	8	1	23.753
Hazbun, Sebastian	2	13	5:22.741	3.057	1	9	1	23.950
Fales, Justin	3	12	5:02.312		1	8	2	24.153
Gatenby, Riker	4	12	5:08.021	5.709	2	7	1	24.809
Eich, Dustin	5	12	5:16.099	8.078	1	9	2	25.228
Record, Corey	6	12	5:17.432	1.333	1	9	3	24.769
Intravia, Chris	7	12	5:17.687	0.255	1	9	4	25.191
Barone, Mike	8	12	5:26.678	8.991	1	9	5	26.165
Neddeff, Matt	9	11	5:01.600		2	7	2	25.979
Janos `Lazi` Lazar	10	11	5:03.796	2.196	1	8	3	25.877

Top Qualifier is Borkowicz, Daimon 13/5: 19.684 (Rnd 1)



# South Florida Off Road Championship Series Race 6

Ser#42318

Timing and Scoring by [www.RCScoringPro.com](http://www.RCScoringPro.com)

Sponsor	Driver Name	Car	Pos	Laps	Race Time	Behind	Fast Lap	Average Top 5	Top 10	Top 15	Q#
	Borkowicz, Daimon	6	1	13	5:15.704		23.807	23.897	24.086		1
	Lopez, Jader	1	2	12	5:01.974		24.305	24.445	24.809		3
	Fales, Justin	7	3	12	5:02.047	0.073	24.264	24.600	24.857		4
	Hutton, Jonathan	2	4	12	5:23.957	21.983	25.914	26.187	26.695		9
	Butera, Gavin "The Hammer"	4	5	12	5:24.312	22.338	25.002	25.537	26.297		10
	Carlson, Glenn	5	6	12	5:24.516	22.542	25.464	26.107	26.541		11
	Hold, Brett	3	7	11	5:16.257		26.082	26.827	28.255		17
	Janos `Lazi` Lazar	8	8	8	3:56.957		25.917	27.026			14

Car#	1	2	3	4	5	6	7	8	9	10
	Lopez	Hutton	Hold	Butera	Carlson	Borkowicz	Fales	nos `Lazi` Laz		
1.	3/25.461 12/5:05.5	7/28.205 11/5:10.1	6/27.403 11/5:01.3	4/25.818 12/5:09.8	8/28.778 11/5:16.5	1/24.331 13/5:16.2	2/24.965 13/5:24.4	5/25.917 12/5:11.0		
2.	3/25.838 12/5:07.7	5/28.462 11/5:11.6	7/33.709 10/5:05.5	6/30.879 11/5:11.8	4/26.526 11/5:04.1	1/23.807 13/5:12.9	2/25.815 12/5:04.6	8/36.744 10/5:13.2		
3.	3/24.735 12/5:04.1	6/27.534 11/5:08.7	7/29.186 10/5:01.0	5/27.094 11/5:07.2	4/26.653 11/5:00.5	1/24.035 13/5:12.7	2/24.894 12/5:02.6	8/32.195 10/5:16.1		
4.	2/24.305 12/5:01.0	5/26.397 11/5:04.1	7/27.997 11/5:25.3	6/27.933 11/5:07.2	4/26.410 12/5:25.1	1/24.870 13/5:15.3	3/24.812 12/5:01.4	8/27.452 10/5:05.7		
5.	3/25.785 12/5:02.6	5/26.420 11/5:01.4	7/29.159 11/5:24.3	6/27.447 11/5:06.1	4/28.389 11/5:00.8	1/24.261 13/5:15.3	2/24.586 12/5:00.1	8/26.991 11/5:28.4		
6.	2/24.345 12/5:00.9	5/26.040 12/5:26.1	7/28.839 11/5:23.1	6/25.515 11/5:01.9	4/25.464 12/5:24.4	1/23.946 13/5:14.7	3/27.664 12/5:05.4	8/27.658 11/5:24.4		
7.	2/24.509 13/5:24.9	6/28.542 11/5:01.0	7/26.210 11/5:18.2	5/25.559 12/5:26.1	4/26.632 12/5:23.7	1/23.875 13/5:14.0	3/24.445 12/5:03.7	8/27.111 11/5:20.6		
8.	3/28.043 12/5:04.5	5/27.344 11/5:01.0	7/26.082 11/5:14.3	6/30.460 11/5:03.4	4/26.676 12/5:23.2	1/24.407 13/5:14.4	2/25.357 12/5:03.8	8/32.889 11/5:25.8		
9.	3/24.940 12/5:03.9	5/26.515 11/5:00.0	7/30.808 11/5:17.0	6/25.793 11/5:01.2	4/25.820 12/5:21.8	1/24.343 13/5:14.7	2/24.264 12/5:02.4			
10.	3/24.464 12/5:02.9	5/26.289 12/5:26.1	7/30.421 11/5:18.7	6/26.321 11/5:00.1	4/30.327 12/5:26.0	1/23.824 13/5:14.2	2/24.997 12/5:02.1			
11.	3/24.946 12/5:02.5	4/25.914 12/5:24.7	7/26.443 11/5:16.2	5/25.002 12/5:24.8	6/26.364 12/5:25.1	1/25.474 13/5:15.7	2/25.222 12/5:02.2			
12.	2/24.603 12/5:01.9	4/26.295 12/5:23.9		5/26.491 12/5:24.3	6/26.477 12/5:24.5	1/24.033 13/5:15.4	3/25.026 12/5:02.0			
13.						1/24.498 13/5:15.6				

Top Qualifiers	Qual#	Laps	Race Time (Difference)	Round	Race	Pos in Race	Fast Lap
Borkowicz, Daimon	1	13	5:15.704	2	8	1	23.807
Hazbun, Sebastian	2	13	5:22.741 7.037	1	9	1	23.950
Lopez, Jader	3	12	5:01.974	2	8	2	24.305
Fales, Justin	4	12	5:02.047 0.073	2	8	3	24.264
Gatenby, Riker	5	12	5:08.021 5.974	2	7	1	24.809
Eich, Dustin	6	12	5:16.099 8.078	1	9	2	25.228
Record, Corey	7	12	5:17.432 1.333	1	9	3	24.769
Intravia, Chris	8	12	5:17.687 0.255	1	9	4	25.191
Hutton, Jonathan	9	12	5:23.957 6.270	2	8	4	25.914
Butera, Gavin "The Hammer"	10	12	5:24.312 0.355	2	8	5	25.002

Top Qualifier is Borkowicz, Daimon 13/5: 15.704 (Rnd 2)



# South Florida Off Road Championship Series Race 6

Ser#42318

Timing and Scoring by [www.RCScorePro.com](http://www.RCScorePro.com)

Sponsor	Driver Name	Car	Pos	Laps	Race Time	Behind	Fast Lap	Average Top 5	Top 10	Top 15	Q#
	Hazbun, Sebastian	8	1	12	5:02.812		23.734	23.938	24.245		2
	Intravia, Chris	6	2	12	5:07.071	4.259	24.425	24.889	25.243		5
	Record, Corey	5	3	12	5:13.790	10.978	25.137	25.342	25.820		7
	Eich, Dustin	4	4	12	5:14.312	11.500	24.028	24.854	25.435		8
	Barone, Mke	3	5	12	5:17.675	14.863	24.570	25.225	26.115		9
	Dionese, Tommy	1	6	11	5:23.598		26.462	26.916	28.809		18
	Rivera, Rob	7	7	10	5:19.488		27.387	29.582	31.949		21
	Rodriguez, Fred	9	8	4	2:57.629		29.379				26
	Gilbert, Nate	2	9	0							

Car#	1	2	3	4	5	6	7	8	9	10
	Dionese	Gilbert	Barone	Eich	Record	Intravia	Rivera	Hazbun	Rodriguez	
1.	4/27.204 12/5:26.3		3/26.949 12/5:23.3	1/25.580 12/5:06.9	2/26.495 12/5:18.0	5/27.290 11/5:00.1	7/33.179 10/5:31.8	6/31.559 10/5:15.5	8/85.679 4/5:42.7	
2.	6/32.123 11/5:26.3		4/28.474 11/5:04.8	1/25.268 12/5:05.1	2/25.272 12/5:10.6	3/25.515 12/5:16.7	7/32.783 10/5:29.7	5/24.316 11/5:07.3	8/30.111 6/5:47.3	
3.	6/26.462 11/5:14.5		5/26.099 12/5:26.0	1/24.028 13/5:24.4	3/26.837 12/5:14.3	2/25.137 12/5:11.7	7/30.499 10/5:21.5	4/24.669 12/5:22.1	8/29.379 7/5:38.7	
4.	6/27.470 11/5:11.4		4/24.570 12/5:18.2	5/31.492 12/5:19.1	2/25.137 12/5:11.2	1/25.108 12/5:09.1	7/33.159 10/5:24.0	3/24.889 12/5:16.2	8/32.460 7/5:10.8	
5.	6/26.856 11/5:08.2		5/25.330 12/5:15.4	4/24.881 12/5:15.0	3/26.806 12/5:13.3	1/25.200 12/5:07.7	7/37.435 9/5:00.7	2/24.475 12/5:11.7		
6.	6/34.746 11/5:20.5		4/25.720 12/5:14.2	5/26.348 12/5:15.1	3/25.330 12/5:11.7	1/25.321 12/5:07.1	7/27.387 10/5:24.0	2/23.997 12/5:07.8		
7.	6/35.507 10/5:00.5		3/25.280 12/5:12.7	4/25.105 12/5:13.1	5/28.755 12/5:16.5	2/26.682 12/5:09.0	7/31.573 10/5:22.8	1/24.076 12/5:05.1		
8.	6/27.639 11/5:27.2		5/28.040 12/5:15.6	3/24.987 12/5:11.5	4/25.480 12/5:15.1	2/24.824 12/5:07.6	7/30.251 10/5:20.3	1/23.909 12/5:02.8		
9.	6/31.028 11/5:28.8		4/25.225 12/5:14.2	3/26.685 12/5:12.4	5/25.697 12/5:14.4	2/27.350 12/5:09.9	7/28.200 10/5:16.0	1/23.975 12/5:01.1		
10.	6/27.973 11/5:26.7		5/27.389 12/5:15.6	4/28.468 12/5:15.4	3/26.702 12/5:15.0	2/24.950 12/5:08.8	7/35.022 10/5:19.4	1/23.734 13/5:24.4		
11.	6/26.590 11/5:23.6		5/28.052 12/5:17.5	4/25.429 12/5:14.4	3/25.490 12/5:14.1	2/24.425 12/5:07.4		1/24.413 13/5:23.8		
12.			5/26.547 12/5:17.6	4/26.041 12/5:14.3	3/25.789 12/5:13.7	2/25.269 12/5:07.0		1/28.800 12/5:02.8		

Top Qualifiers	Qual#	Laps	Race Time (Difference)	Round	Race	Pos in Race	Fast Lap
Borkowicz, Daimon	1	13	5:15.704	2	8	1	23.807
Hazbun, Sebastian	2	13	5:22.741 7.037	1	9	1	23.950
Lopez, Jader	3	12	5:01.974	2	8	2	24.305
Fales, Justin	4	12	5:02.047 0.073	2	8	3	24.264
Intravia, Chris	5	12	5:07.071 5.024	2	9	2	24.425
Gatenby, Riker	6	12	5:08.021 0.950	2	7	1	24.809
Record, Corey	7	12	5:13.790 5.769	2	9	3	25.137
Eich, Dustin	8	12	5:14.312 0.522	2	9	4	24.028
Barone, Mike	9	12	5:17.675 3.363	2	9	5	24.570
Hutton, Jonathan	10	12	5:23.957 6.282	2	8	4	25.914



# Pro 4 Mod

Round 2

Top Qualifier is Janos `Lazi` Lazar 11/5: 12:172 (Rnd 1)

10

## South Florida Off Road Championship Series Race 6

Ser#42318

Timing and Scoring by [www.RCScoringPro.com](http://www.RCScoringPro.com)

Sponsor	Driver Name	Car	Pos	Laps	Race Time	Behind	Fast Lap	Average Top 5	Top 10	Top 15	Q#
	Paz, Daniel	2	1	12	5:23.163		25.712	25.934	26.169		1
	Carlson, Glenn	1	2	12	5:24.457	1.294	25.542	26.113	26.605		2
	Iler, David	5	3	12	5:27.131	3.968	26.031	26.565	26.976		3
	Janos `Lazi` Lazar	7	4	11	5:06.935		25.746	26.115	27.073		4
	Large, Scott	3	5	11	5:27.404	20.469	28.111	28.539	29.287		8
	Chavez, Daniel	4	6	10	5:05.781		27.633	28.668	30.578		10
	Serio, Phil	6	7	9	5:08.260		31.457	32.688			22
	Honcho, Mke	8	8	5	5:10.302		30.320	62.060			15
	Mato, Jose	9	9	0							

Car#	1	2	3	4	5	6	7	8	9	10
	Carlson	Paz	Large	Chavez	Iler	Serio	nos `Lazi` Laz	Honcho	Mato	
1.	1/26.100 12/5:13.2	2/26.460 12/5:17.5	5/29.282 11/5:22.0	6/31.927 10/5:19.3	4/28.613 11/5:14.7	7/38.806 8/5:10.4	3/26.922 12/5:23.0	8/186.323 2/6:12.6		
2.	2/26.619 12/5:16.3	1/26.020 12/5:14.8	5/28.946 11/5:20.2	6/29.249 10/5:05.8	4/27.508 11/5:08.6	7/32.675 9/5:21.6	3/26.358 12/5:19.6	8/30.320 3/5:24.9		
3.	2/26.529 12/5:17.0	1/26.038 12/5:14.0	5/29.530 11/5:21.7	6/31.833 10/5:10.0	4/26.031 11/5:01.2	7/36.006 9/5:22.4	3/26.503 12/5:19.1	8/32.402 4/5:32.0		
4.	3/26.815 12/5:18.1	1/26.169 12/5:14.0	5/34.536 10/5:05.7	6/32.261 10/5:13.1	4/27.178 11/5:00.6	7/35.181 9/5:21.0	2/26.073 12/5:17.5	8/30.786 5/5:49.7		
5.	3/27.436 12/5:20.3	1/26.721 12/5:15.3	5/28.687 10/5:01.9	6/33.637 10/5:17.8	4/26.886 12/5:26.9	7/34.825 9/5:19.4	2/27.227 12/5:19.3	8/30.471 5/5:10.3		
6.	2/27.714 12/5:22.4	4/31.159 12/5:25.1	5/28.323 11/5:28.7	6/27.645 10/5:10.9	3/26.075 12/5:24.5	7/32.538 9/5:15.0	1/25.746 12/5:17.6			
7.	4/28.847 12/5:25.8	2/26.133 12/5:23.4	5/28.626 11/5:26.7	6/29.724 10/5:08.9	3/27.058 12/5:24.6	7/31.457 9/5:10.4	1/28.616 12/5:21.3			
8.	4/26.902 12/5:25.4	2/25.932 12/5:21.9	5/29.445 11/5:26.3	6/29.091 10/5:06.7	3/26.774 12/5:24.1	7/33.292 9/5:09.1	1/26.062 12/5:20.2			
9.	2/26.096 12/5:24.0	4/30.311 12/5:26.5	5/28.111 11/5:24.4	6/27.633 10/5:03.3	3/28.758 12/5:26.5	7/33.480 9/5:08.2	1/26.338 12/5:19.7			
10.	1/25.542 12/5:22.3	3/25.968 12/5:25.0	5/32.455 11/5:27.7	6/32.781 10/5:05.7	4/27.576 12/5:26.9		2/30.882 12/5:24.8			
11.	2/29.557 12/5:25.2	1/26.540 12/5:24.4	5/29.463 11/5:27.3		3/27.377 12/5:27.0		4/36.208 11/5:06.9			
12.	2/26.300 12/5:24.4	1/25.712 12/5:23.1			3/27.297 12/5:27.1					

Top Qualifiers	Qual#	Laps	Race Time (Difference)	Round	Race	Pos in Race	Fast Lap
Paz, Daniel	1	12	5:23.163	2	10	1	25.712
Carlson, Glenn	2	12	5:24.457 1.294	2	10	2	25.542
Iler, David	3	12	5:27.131 2.674	2	10	3	26.031
Janos `Lazi` Lazar	4	11	5:06.935	2	10	4	25.746
Barone, Mike	5	11	5:22.814 15.87	1	12	1	28.198
Intravia, Chris	6	11	5:23.260 0.446	1	12	2	27.099
Record, Jeff	7	11	5:26.542 3.282	1	12	3	28.835
Large, Scott	8	11	5:27.404 0.862	2	10	5	28.111
Espinosa, Jack	9	10	5:05.178	1	12	4	28.843
Chavez, Daniel	10	10	5:05.781 0.603	2	10	6	27.633



# Pro 4 Mod

Round 2

Top Qualifier is Paz, Daniel 12/5: 23.163 (Rnd 2)

11

## South Florida Off Road Championship Series Race 6

Ser#42318

Timing and Scoring by [www.RCScoringPro.com](http://www.RCScoringPro.com)

Sponsor	Driver Name	Car	Pos	Laps	Race Time	Behind	Fast Lap	Average Top 5	Top 10	Top 15	Q#
	Butera, Gavin "The Hammer"	5	1	10	5:01.369		28.789	29.150	30.137		9
	Hutton, Jonathan	1	2	10	5:15.765	14.396	29.994	30.306	31.576		12
	Reynolds, AJ	10	3	10	5:15.990	14.621	29.110	29.507	31.599		13
	Iler, Jessica	4	4	10	5:24.996	23.627	30.073	30.490	32.500		14
	Johnston, Richard	8	5	10	5:25.084	23.715	31.168	31.568	32.508		18
	Cooper, Jared	9	6	9	5:09.101		31.220	32.511			19
	Hold, Brett	6	7	9	5:31.957	22.856	30.940	33.185			23
	Reiman, Wayne	2	8	8	5:02.163		35.448	35.957			24
	Garoutte, Conner	7	9	8	5:10.596	8.433	33.484	36.076			26
	Large, Brandon	3	10	5	5:23.360		44.976	64.672			27

Car#	1	2	3	4	5	6	7	8	9	10
	Hutton	Reiman	Large	Iler	Butera	Hold	Garoutte	Johnston	Cooper	Reynolds
1.	3/31.898 10/5:19.0	8/36.764 9/5:30.8	9/46.232 7/5:23.6	6/32.799 10/5:28.0	1/30.322 10/5:03.1	7/33.340 9/5:00.0	10/46.283 7/5:23.9	2/31.569 10/5:15.6	5/32.099 10/5:21.0	4/32.040 10/5:20.3
2.	4/33.898 10/5:29.0	8/43.683 8/5:21.8	10/55.268 6/5:04.5	6/36.048 9/5:09.8	1/29.679 11/5:30.0	5/33.590 9/5:01.1	9/36.592 8/5:31.5	2/33.748 10/5:26.5	3/33.448 10/5:27.7	7/39.273 9/5:20.8
3.	3/32.630 10/5:28.1	8/39.751 8/5:20.5	10/44.976 7/5:41.7	4/31.232 9/5:00.2	1/30.090 10/5:00.3	5/33.502 9/5:01.2	9/38.083 8/5:22.5	2/32.447 10/5:25.8	6/37.070 9/5:07.8	7/33.946 9/5:15.7
4.	3/32.909 10/5:28.3	9/35.448 8/5:11.3	10/54.922 6/5:02.1	6/40.082 9/5:15.3	1/29.332 11/5:28.4	4/30.940 10/5:28.4	8/34.682 8/5:11.2	2/31.168 10/5:22.3	7/41.243 9/5:23.6	5/32.100 9/5:09.0
5.	2/29.994 10/5:22.6	9/35.608 8/5:06.0	10/121.962 5/5:23.3	6/30.713 9/5:07.5	1/29.375 11/5:27.3	5/39.270 9/5:07.1	8/33.484 8/5:02.5	3/33.279 10/5:24.4	7/33.681 9/5:19.5	4/29.484 9/5:00.3
6.	2/32.898 10/5:23.7	8/38.944 8/5:06.9		5/30.293 9/5:01.7	1/30.719 11/5:29.1	7/43.849 9/5:21.7	9/43.159 8/5:09.7	3/33.601 10/5:26.3	6/31.220 9/5:13.1	4/31.094 10/5:29.9
7.	2/30.285 10/5:20.7	8/36.390 8/5:04.6		5/30.139 10/5:30.4	1/34.809 10/5:06.1	7/45.656 9/5:34.4	9/37.539 8/5:08.3	3/31.731 10/5:25.0	6/33.766 9/5:11.8	4/30.425 10/5:26.2
8.	2/30.137 10/5:18.3	8/35.575 8/5:02.1		5/32.155 10/5:29.3	1/28.789 10/5:03.8	7/37.255 9/5:34.5	9/40.774 8/5:10.6	4/31.933 10/5:24.3	6/32.109 9/5:08.9	3/29.402 10/5:22.1
9.	2/30.969 10/5:17.3			5/30.073 10/5:26.1	1/29.451 10/5:02.8	7/34.555 9/5:31.9		4/31.439 10/5:23.2	6/34.465 9/5:09.1	3/29.116 10/5:18.7
10.	2/30.147 10/5:15.7			4/31.462 10/5:25.0	1/28.803 10/5:01.3			5/34.169 10/5:25.0		3/29.110 10/5:15.9

Top Qualifiers	Qual#	Laps	Race Time (Difference)	Round	Race	Pos in Race	Fast Lap
Paz, Daniel	1	12	5:23.163	2	10	1	25.712
Carlson, Glenn	2	12	5:24.457 1.294	2	10	2	25.542
Iler, David	3	12	5:27.131 2.674	2	10	3	26.031
Janos `Lazi` Lazar	4	11	5:06.935	2	10	4	25.746
Barone, Mike	5	11	5:22.814 15.87	1	12	1	28.198
Intravia, Chris	6	11	5:23.260 0.446	1	12	2	27.099
Record, Jeff	7	11	5:26.542 3.282	1	12	3	28.835
Large, Scott	8	11	5:27.404 0.862	2	10	5	28.111
Butera, Gavin "The Hammer"	9	10	5:01.369	2	11	1	28.789
Espinosa, Jack	10	10	5:05.178 3.809	1	12	4	28.843

# Pro 4 Mod

Round 2

Top Qualifier is Paz, Daniel 12/5: 23.163 (Rnd 2)

12

## South Florida Off Road Championship Series Race 6

Ser#42318

Timing and Scoring by [www.RCScoringPro.com](http://www.RCScoringPro.com)

Sponsor	Driver Name	Car	Pos	Laps	Race Time	Behind	Fast Lap	Average Top 5	Top 10	Top 15	Q#
	Intravia, Chris	4	1	11	5:08.900		27.417	27.594	27.921		5
	Espinosa, Jack	3	2	10	5:02.011		28.715	29.346	30.201		10
	OConnell, Denis	1	3	10	5:08.849	6.838	29.312	29.936	30.885		12
	Blankenbicker, Patrick	6	4	10	5:10.220	8.209	29.776	30.110	31.022		13
	Jones, Jeff	7	5	9	5:13.991		30.689	32.926			21
	Robles, Jose	2	6	9	5:14.168	0.177	30.779	33.006			23
	Record, Jeff	9	7	0							
	Barone, Mke	5	8	0							
	Lee, Alain	8	9	0							

Car#	1	2	3	4	5	6	7	8	9	10
	OConnell	Robles	Espinosa	Intravia	Barone	Blankenbicker	Jones	Lee	Record	
1.	3/31.394 10/5:13.8	6/38.070 8/5:04.5	2/30.089 10/5:00.8	1/28.475 11/5:13.2		4/31.939 10/5:19.4	5/34.319 9/5:08.8			
2.	3/29.805 10/5:06.0	6/33.436 9/5:21.7	2/30.456 10/5:02.7	1/28.445 11/5:13.0		4/30.885 10/5:14.1	5/35.814 9/5:15.5			
3.	3/31.100 10/5:07.6	6/38.709 9/5:30.6	2/28.973 11/5:28.2	1/27.417 11/5:09.2		4/33.016 10/5:19.4	5/31.301 9/5:04.2			
4.	4/33.712 10/5:15.0	6/35.591 9/5:28.0	2/29.946 11/5:28.5	1/27.634 11/5:07.9		3/29.776 10/5:14.0	5/33.025 9/5:02.5			
5.	3/30.176 10/5:12.3	6/30.779 9/5:17.8	2/28.715 11/5:25.9	1/27.897 11/5:07.7		4/30.643 10/5:12.5	5/30.689 10/5:30.3			
6.	4/30.347 10/5:10.8	6/33.889 9/5:15.7	2/29.945 11/5:26.5	1/27.749 11/5:07.3		3/29.786 10/5:10.0	5/35.764 9/5:01.3			
7.	3/30.210 10/5:09.6	6/34.355 9/5:14.7	2/29.368 11/5:26.0	1/27.436 11/5:06.5		4/32.880 10/5:12.7	5/38.960 9/5:08.4			
8.	3/30.175 10/5:08.6	5/32.573 9/5:12.0	2/29.731 11/5:26.1	1/27.732 11/5:06.3		4/30.952 10/5:12.3	6/38.824 9/5:13.5			
9.	3/29.312 10/5:06.9	6/36.766 9/5:14.1	2/33.199 10/5:00.4	1/28.403 11/5:07.0		4/30.214 10/5:11.2	5/35.295 9/5:13.9			
10.	3/32.618 10/5:08.8		2/31.589 10/5:02.0	1/28.020 11/5:07.1		4/30.129 10/5:10.2				
11.				1/29.692 11/5:08.8						

Top Qualifiers	Qual#	Laps	Race Time (Difference)	Round	Race	Pos in Race	Fast Lap
Paz, Daniel	1	12	5:23.163	2	10	1	25.712
Carlson, Glenn	2	12	5:24.457 1.294	2	10	2	25.542
Iler, David	3	12	5:27.131 2.674	2	10	3	26.031
Janos `Lazi` Lazar	4	11	5:06.935	2	10	4	25.746
Intravia, Chris	5	11	5:08.900 1.965	2	12	1	27.417
Barone, Mike	6	11	5:22.814 13.91	1	12	1	28.198
Record, Jeff	7	11	5:26.542 3.728	1	12	3	28.835
Large, Scott	8	11	5:27.404 0.862	2	10	5	28.111
Butera, Gavin "The Hammer"	9	10	5:01.369	2	11	1	28.789
Espinosa, Jack	10	10	5:02.011 0.642	2	12	2	28.715

# E-buggy

Top Qualifier is Intravia, Chris 12/5: 21.781 (Rnd 1)

Round 2

**13**

## South Florida Off Road Championship Series Race 6

Ser#42318

Timing and Scoring by [www.RCScorePro.com](http://www.RCScorePro.com)

Sponsor	Driver Name	Car	Pos	Laps	Race Time	Behind	Fast Lap	Average Top 5	Top 10	Top 15	Q#
	Intravia, Chris	3	1	12	5:16.569		25.678	26.059	26.263		1
	Kranz, Jeff	5	2	11	5:06.233		27.027	27.321	27.563		2
	Mntiel, Christian	6	3	11	5:15.538	9.305	27.189	27.501	28.287		4
	Molina, Felix	7	4	10	5:09.915		28.778	29.518	30.992		11
	Meister, Scott	2	5	10	5:22.744	12.829	29.540	30.269	32.274		14
	Paz, Daniel	4	6	5	2:16.980		26.889	27.396			19
	Rodriguez, Fred	1	7	5	2:53.174	36.194	30.872	34.635			15
	Janos `Lazi` Lazar	10	8	0							
	Lee, Pak	8	9	0							
	Large, Scott	9	10	0							

Car#	1	2	3	4	5	6	7	8	9	10
	Rodriguez	Meister	Intravia	Paz	Kranz	Montiel	Molina	Lee	Large	Janos `Lazi` Lazar
1.	5/30.872 10/5:08.6	6/33.728 9/5:03.5	1/26.671 12/5:20.0	2/27.453 11/5:01.9	3/28.055 11/5:08.5	4/28.216 11/5:10.4	7/34.480 9/5:10.3			
2.	7/37.462 9/5:07.4	5/30.827 10/5:22.8	1/26.631 12/5:19.7	2/28.075 11/5:05.4	3/27.634 11/5:06.2	4/28.138 11/5:09.9	6/31.797 10/5:31.3			
3.	7/40.434 9/5:26.3	5/31.140 10/5:19.0	1/26.371 12/5:18.6	2/27.202 11/5:03.3	3/27.234 11/5:04.0	4/28.588 11/5:11.4	6/34.892 9/5:03.5			
4.	7/32.081 9/5:16.9	5/30.437 10/5:15.3	1/26.860 12/5:19.5	2/26.889 11/5:01.4	3/27.480 11/5:03.6	4/27.294 11/5:08.6	6/29.294 10/5:26.1			
5.	7/32.325 9/5:11.7	5/33.393 10/5:19.0	1/26.313 12/5:18.8	2/27.361 11/5:01.3	3/27.027 11/5:02.3	4/27.664 11/5:07.7	6/30.256 10/5:21.4			
6.		4/29.540 10/5:15.1	1/26.347 12/5:18.3		2/27.423 11/5:02.2	3/29.002 11/5:09.6	5/30.016 10/5:17.9			
7.		5/38.771 10/5:25.4	1/26.197 12/5:17.8		2/27.568 11/5:02.3	3/27.783 11/5:09.0	4/30.191 10/5:15.6			
8.		5/34.368 10/5:27.7	1/26.016 12/5:17.1		2/30.601 11/5:06.6	3/27.575 11/5:08.3	4/29.312 10/5:12.8			
9.		5/30.184 10/5:24.8	1/25.678 12/5:16.1		2/27.439 11/5:06.1	3/31.424 11/5:12.4	4/30.899 10/5:12.3			
10.		5/30.356 10/5:22.7	1/27.081 12/5:17.0		2/27.793 11/5:06.0	3/32.665 11/5:17.1	4/28.778 10/5:09.9			
11.			1/26.225 12/5:16.7		2/27.979 11/5:06.2	3/27.189 11/5:15.5				
12.			1/26.179 12/5:16.5							

Top Qualifiers	Qual#	Laps	Race Time (Difference)	Round	Race	Pos in Race	Fast Lap
Intravia, Chris	1	12	5:16.569	2	13	1	25.678
Kranz, Jeff	2	11	5:06.233	2	13	2	27.027
Carlson, Glenn	3	11	5:12.300 6.067	1	14	1	27.555
Montiel, Christian	4	11	5:12.444 0.144	1	13	3	27.471
Lee, Pak	5	11	5:13.849 1.405	1	13	4	27.400
Johnston, Richard	6	11	5:19.709 5.860	1	14	2	28.501
Romani, Ron	7	11	5:30.376 10.66	1	14	3	28.065
Betancur, Juan	8	10	5:04.701	1	14	4	28.554
Hold, Brett	9	10	5:05.565 0.864	1	14	5	28.460
Espinosa, Jack	10	10	5:06.453 0.888	1	14	6	29.099

South Florida Off Road Championship Series Race 6

Ser#42318

Timing and Scoring by www.RCScoringPro.com

Sponsor	Driver Name	Car	Pos	Laps	Race Time	Behind	Fast Lap	Average Top 5	Top 10	Top 15	Q#
	Fales, Justin	1	1	12	5:13.175		25.550	25.701	25.981		1
	Carlson, Glenn	6	2	11	5:17.243		27.210	27.521	28.383		4
	Johnston, Richard	2	3	10	5:01.789		28.604	28.862	30.179		7
	Hutton, Jonathan	10	4	10	5:03.454	1.665	27.619	28.381	30.345		9
	Iler, Jessica	7	5	10	5:04.101	2.312	29.114	29.322	30.410		10
	Hold, Brett	3	6	10	5:10.732	8.943	28.071	28.825	31.073		12
	Espinosa, Jack	4	7	10	5:11.388	9.599	28.934	29.523	31.139		13
	Betancur, Juan	9	8	10	5:17.386	15.597	28.317	29.410	31.739		11
	Romani, Ron	5	9	9	5:13.900		27.274	29.300			8
	Butera, Gavin "The Hammer"	8	10	9	5:38.586	24.686	27.289	28.832			17

Car#	1	2	3	4	5	6	7	8	9	10
	Fales	Johnston	Hold	Espinosa	Romani	Carlson	Iler	Butera	Betancur	Hutton
1.	1/26.166 12/5:14.0	2/29.557 11/5:25.1	5/29.853 11/5:28.3	8/30.847 10/5:08.5	7/30.724 10/5:07.1	9/30.999 10/5:10.0	3/29.606 11/5:25.7	6/30.637 10/5:06.3	10/31.766 10/5:17.6	4/29.786 11/5:27.6
2.	1/26.583 12/5:16.5	3/30.164 11/5:28.4	9/32.168 10/5:10.1	8/30.432 10/5:06.3	6/30.161 10/5:04.4	7/30.113 10/5:05.5	2/29.467 11/5:24.8	4/29.151 11/5:28.8	5/28.607 10/5:01.8	10/35.458 10/5:26.1
3.	1/26.252 12/5:16.0	10/39.081 10/5:29.3	7/31.799 10/5:12.7	6/29.395 10/5:02.2	8/33.765 10/5:15.5	3/28.493 11/5:28.5	4/30.783 11/5:29.4	2/28.994 11/5:25.5	5/30.033 10/5:01.3	9/30.719 10/5:19.8
4.	1/26.517 12/5:16.5	10/29.252 10/5:20.1	5/28.296 10/5:05.3	4/28.934 11/5:28.9	9/30.967 10/5:14.0	6/33.418 10/5:07.5	3/29.301 11/5:27.6	2/28.624 11/5:22.8	8/33.983 10/5:10.9	7/27.619 10/5:08.9
5.	1/26.359 12/5:16.5	10/28.740 10/5:13.5	6/29.410 10/5:03.0	3/29.398 11/5:27.8	8/27.274 10/5:05.7	5/27.501 10/5:01.0	4/30.149 11/5:28.4	2/30.102 11/5:24.5	9/28.899 10/5:06.5	7/28.051 10/5:03.2
6.	1/25.617 12/5:14.9	10/29.220 10/5:10.0	5/28.494 10/5:00.0	6/31.226 10/5:00.3	9/33.096 10/5:09.9	4/28.413 11/5:28.0	3/29.114 11/5:27.1	2/30.304 11/5:25.9	8/28.317 10/5:02.6	7/28.734 10/5:00.6
7.	1/26.008 12/5:14.5	9/28.604 10/5:06.6	5/28.071 11/5:26.9	7/30.043 10/5:00.3	10/29.315 10/5:07.5	3/27.702 11/5:24.7	4/29.124 11/5:26.1	2/27.289 11/5:22.3	8/31.193 10/5:04.0	6/29.415 11/5:29.6
8.	1/25.555 12/5:13.5	6/29.423 10/5:05.0	5/33.224 10/5:01.6	4/29.847 10/5:00.1	7/29.027 10/5:05.4	2/27.668 11/5:22.1	3/30.770 11/5:27.6	10/93.398 9/5:35.8	9/32.636 10/5:06.7	8/34.607 10/5:05.4
9.	1/25.984 12/5:13.3	4/29.108 10/5:03.5	5/33.633 10/5:05.5	7/36.907 10/5:07.8	9/69.571 9/5:13.8	2/27.210 11/5:19.6	3/30.865 11/5:28.9	10/40.087 8/5:00.9	8/35.296 10/5:11.9	6/30.980 10/5:05.9
10.	1/25.550 12/5:12.7	3/28.640 10/5:01.7	6/35.784 10/5:10.7	7/34.359 10/5:11.3		2/28.202 11/5:18.6	5/34.922 10/5:04.1		8/36.656 10/5:17.3	4/28.085 10/5:03.4
11.	1/25.800 12/5:12.4					2/27.524 11/5:17.2				
12.	1/26.784 12/5:13.1									

Top Qualifiers	Qual#	Laps	Race Time (Difference)	Round	Race	Pos in Race	Fast Lap
Fales, Justin	1	12	5:13.175	2	14	1	25.550
Intravia, Chris	2	12	5:16.569 3.394	2	13	1	25.678
Kranz, Jeff	3	11	5:06.233	2	13	2	27.027
Carlson, Glenn	4	11	5:12.300 6.067	1	14	1	27.555
Montiel, Christian	5	11	5:12.444 0.144	1	13	3	27.471
Lee, Pak	6	11	5:13.849 1.405	1	13	4	27.400
Johnston, Richard	7	11	5:19.709 5.860	1	14	2	28.501
Romani, Ron	8	11	5:30.376 10.66	1	14	3	28.065
Hutton, Jonathan	9	10	5:03.454	2	14	4	27.619
Iler, Jessica	10	10	5:04.101 0.647	2	14	5	29.114