

2wd Stock

Top Qualifier is Everett, Erik 10/5:05.543 (Rnd 1)


Round 1

2

South Florida Off Road Championship Series Round 2

Ser#42318

Timing and Scoring by www.RCScoringPro.com

Sponsor	Driver Name	Car	Pos	Laps	Race Time	Behind	Fast Lap	Average Top 5	Top 10	Top 15	Q#
	Diaz, Reuben	1	1	10	5:10.068		29.583	30.045	31.007		3
	Allen, Tom	4	2	10	5:15.376	5.308	29.891	30.439	31.538		4
	Bickel, Kevin	3	3	10	5:22.923	12.855	30.227	30.607	32.292		7
	Richeson, Josh	6	4	9	5:02.383		30.315	31.092			11
	OConnell, Denis	10	5	9	5:15.881	13.498	31.946	33.816			13
	Lee, Pak	2	6	9	5:25.053	22.670	32.188	33.477			14
	Serio, Phil	7	7	8	5:08.695		36.196	37.304			15
	Blankenbicker, Patrick	5	8	8	5:25.709	17.014	35.848	38.111			17
	Friend, Zachary	8	9	7	5:31.158		39.826	45.282			19
	Hold, Kiarra	9	10	6	5:34.354		44.697	54.469			21
	Chavez, Daniel	11	11	4	2:06.302		30.646				22

Car#	1	2	3	4	5	6	7	8	9	10
	Diaz	Lee	Bickel	Allen	Blankenbicker	Richeson	Serio	Friend	Hold	OConnell
1.	1/30.182 10/5:01.8	4/35.941 9/5:23.4	8/38.932 8/5:11.4	3/33.234 10/5:32.2	9/46.124 7/5:22.8	6/36.897 9/5:32.0	7/38.926 8/5:11.4	10/47.599 7/5:33.1	11/60.737 5/5:03.6	5/36.327 9/5:26.9
2.	1/30.622 10/5:04.0	5/33.173 9/5:10.9	7/33.183 9/5:24.5	3/32.882 10/5:30.6	9/44.415 7/5:16.8	4/32.013 9/5:10.0	8/38.383 8/5:09.2	10/51.407 7/5:46.5	11/44.697 6/5:16.2	6/34.717 9/5:19.6
3.	1/29.930 10/5:02.4	6/40.100 9/5:27.6	5/30.606 9/5:08.1	3/30.857 10/5:23.2	9/35.848 8/5:37.0	4/30.315 10/5:30.7	8/39.460 8/5:11.3	10/45.634 7/5:37.4	11/58.076 6/5:27.0	7/38.231 9/5:27.8
4.	1/29.955 10/5:01.7	6/33.014 9/5:20.0	5/30.890 9/5:00.6	3/30.430 10/5:18.5	9/39.404 8/5:31.5	4/31.616 10/5:27.1	8/41.428 8/5:16.3	10/45.087 7/5:32.0	11/52.339 6/5:23.7	7/34.597 9/5:23.7
5.	1/33.005 10/5:07.3	6/42.335 9/5:32.2	3/30.623 10/5:28.4	2/33.044 10/5:20.8	8/37.374 8/5:25.0	4/37.753 9/5:03.4	7/36.483 8/5:11.4	9/39.826 7/5:21.3	10/62.009 6/5:33.4	5/34.446 9/5:20.9
6.	1/34.759 10/5:14.0	6/33.067 9/5:26.4	3/30.926 10/5:25.2	2/30.980 10/5:19.0	8/44.614 8/5:30.3	4/30.713 10/5:32.1	7/41.288 8/5:14.6	9/48.262 7/5:24.1	10/56.496 6/5:34.3	5/36.210 9/5:21.7
7.	1/30.576 10/5:12.8	6/39.187 9/5:30.1	3/31.208 10/5:23.3	2/29.891 10/5:16.1	8/41.872 8/5:31.0	4/36.451 9/5:03.1	7/36.196 8/5:11.0	9/53.343 7/5:31.1		5/33.376 9/5:18.7
8.	1/30.737 10/5:12.2	6/32.188 9/5:25.1	3/30.690 10/5:21.3	2/30.527 10/5:14.8	8/36.058 8/5:25.7	4/30.801 10/5:33.1	7/36.531 8/5:08.6			5/36.031 9/5:19.4
9.	1/29.583 10/5:10.3	6/36.048 9/5:25.0	3/30.227 10/5:19.1	2/30.492 10/5:13.7		4/35.824 9/5:02.3				5/31.946 9/5:15.8
10.	1/30.719 10/5:10.0		3/35.638 10/5:22.9	2/33.039 10/5:15.3						

Car#	11	12	13	14	15	16	17	18	19	20
	Chavez									
1.	2/32.029 10/5:20.3									
2.	2/31.853 10/5:19.4									
3.	2/31.774 10/5:18.8									
4.	2/30.646 10/5:15.7									
5.										
6.										
7.										
8.										
9.										
10.										

	Top Qualifiers	Qual#	Laps	Race Time (Difference)	Round	Race	Pos in Race	Fast Lap
	Everett, Erik	1	10	5:05.543	1	1	1	29.267
	Kranz, Jeff	2	10	5:09.891 4.348	1	1	2	29.954
	Diaz, Reuben	3	10	5:10.068 0.177	1	2	1	29.583
	Allen, Tom	4	10	5:15.376 5.308	1	2	2	29.891
	Borkowicz, Dan	5	10	5:16.631 1.255	1	1	3	29.100

Carlson, Glenn	6	10	5:21.354	4.723	1	1	4	30.583
Bickel, Kevin	7	10	5:22.923	1.569	1	2	3	30.227
Iler, David	8	10	5:29.362	6.439	1	1	5	32.163
Davis, Bill	9	10	5:33.664	4.302	1	1	6	29.556
Record, Corey	10	10	5:33.784	0.120	1	1	7	31.427

South Florida Off Road Championship Series Round 2

Ser#42318

Timing and Scoring by www.RCScoringPro.com

Sponsor	Driver Name	Car	Pos	Laps	Race Time	Behind	Fast Lap	Average Top 5	Top 10	Top 15	Q#
	Applegate, Mke	1	1	11	5:12.222		27.451	27.747	28.150		1
	Neddeff, Matt	7	2	10	5:04.707		29.551	29.900	30.471		2
	Dominguez, Dave	4	3	10	5:04.990	0.283	28.747	29.176	30.499		3
	Record, Corey	8	4	10	5:10.335	5.628	28.494	29.576	31.034		4
	Carlson, Glenn	9	5	10	5:13.175	8.468	28.998	29.437	31.318		5
	Taylor, Dan	2	6	10	5:15.338	10.631	29.466	30.304	31.534		6
	Kranz, Jeff	11	7	10	5:15.740	11.033	29.185	30.170	31.574		7
	Mbntiel, Christian	10	8	9	5:07.692		31.726	32.526			8
	Zambrana, Jamie	5	9	9	5:15.880	8.188	31.844	32.306			9
	Phillipps, Brian	3	10	9	5:18.349	10.657	32.331	33.597			10
	Worthington, Glenn	6	11	4	2:03.621		29.471				11

Car# 1	2	3	4	5	6	7	8	9	10
Applegate	Taylor	Phillipps	Dominguez	Zambrana	Worthington	Neddeff	Record	Carlson	Montiel
1. 5/30.723 10/5:07.1	4/30.469 10/5:04.6	11/36.318 9/5:26.8	1/28.747 11/5:16.2	8/31.955 10/5:19.5	2/29.471 11/5:24.1	7/30.931 10/5:09.3	3/30.150 10/5:01.5	6/30.888 10/5:08.8	10/33.616 9/5:02.5
2. 2/27.657 11/5:21.0	4/29.466 11/5:29.6	11/34.707 9/5:19.6	1/29.529 11/5:20.5	8/32.418 10/5:21.8	6/31.843 10/5:06.5	7/30.455 10/5:06.9	3/28.494 11/5:22.5	5/29.144 10/5:00.1	10/32.512 10/5:30.6
3. 1/27.769 11/5:15.8	6/32.274 10/5:07.3	11/32.331 9/5:10.0	2/29.317 11/5:21.1	9/32.988 10/5:24.5	5/30.678 10/5:06.6	4/30.058 10/5:04.8	7/35.859 10/5:15.0	3/29.921 11/5:29.8	10/32.912 10/5:30.1
4. 1/27.451 11/5:12.3	7/35.626 10/5:19.6	11/35.239 9/5:11.8	2/30.648 11/5:25.1	9/31.844 10/5:23.0	4/31.629 10/5:09.0	3/30.546 10/5:04.9	6/32.740 10/5:18.0	5/33.744 10/5:09.2	10/34.156 10/5:33.0
5. 1/28.170 11/5:11.8	4/30.585 10/5:16.8	10/41.849 9/5:24.7	2/29.622 11/5:25.2	8/38.323 9/5:01.5		3/31.926 10/5:07.8	5/31.219 10/5:16.9	7/37.403 10/5:22.1	9/39.605 9/5:11.0
6. 1/28.774 11/5:12.6	5/31.081 10/5:15.8	10/34.392 9/5:22.2	2/35.954 10/5:06.3	8/39.352 9/5:10.3		3/29.970 10/5:06.4	4/30.118 10/5:14.3	7/32.541 10/5:22.7	9/35.012 9/5:11.7
7. 1/28.920 11/5:13.4	5/33.729 10/5:18.8	9/33.586 9/5:19.3	2/29.089 10/5:04.1	10/42.821 9/5:21.0		3/29.671 10/5:05.0	4/31.723 10/5:14.7	6/29.683 10/5:19.0	8/31.866 9/5:08.1
8. 1/27.896 11/5:12.6	6/30.419 10/5:17.0	9/32.971 9/5:16.5	3/33.356 10/5:07.8	10/33.852 9/5:18.9		2/30.248 10/5:04.7	4/30.914 10/5:14.0	5/28.998 10/5:15.3	8/31.726 9/5:05.3
9. 1/27.960 11/5:12.0	7/31.109 10/5:16.3	10/36.956 9/5:18.3	3/29.295 10/5:06.1	9/32.327 9/5:15.8		2/29.551 10/5:03.7	4/29.807 10/5:12.2	6/31.416 10/5:15.2	8/36.287 9/5:07.6
10. 1/28.494 11/5:12.1	6/30.580 10/5:15.3		3/29.433 10/5:04.9			2/31.351 10/5:04.7	4/29.311 10/5:10.3	5/29.437 10/5:13.1	
11. 1/28.408 11/5:12.2									

Car# 11	12	13	14	15	16	17	18	19	20
Kranz									
1. 9/33.084 10/5:30.7									
2. 9/31.869 10/5:24.7									
3. 8/30.843 10/5:19.3									
4. 8/33.136 10/5:22.3									
5. 6/30.522 10/5:18.8									
6. 6/30.510 10/5:16.6									
7. 7/33.973 10/5:19.9									
8. 7/29.792 10/5:17.1									
9. 5/29.185 10/5:14.3									
10. 7/32.826 10/5:15.7									
11.									

Top Qualifiers	Qual#	Laps	Race Time (Difference)	Round	Race	Pos in Race	Fast Lap
Applegate, Mike	1	11	5:12.222	1	3	1	27.451
Neddeff, Matt	2	10	5:04.707	1	3	2	29.551

Dominguez, Dave	3	10	5:04.990	0.283	1	3	3	28.747
Record, Corey	4	10	5:10.335	5.345	1	3	4	28.494
Carlson, Glenn	5	10	5:13.175	2.840	1	3	5	28.998
Taylor, Dan	6	10	5:15.338	2.163	1	3	6	29.466
Kranz, Jeff	7	10	5:15.740	0.402	1	3	7	29.185
Montiel, Christian	8	9	5:07.692		1	3	8	31.726
Zambrana, Jamie	9	9	5:15.880	8.188	1	3	9	31.844
Phillipps, Brian	10	9	5:18.349	2.469	1	3	10	32.331

Top Qualifier is Applegate, Mike 11/5: 12.222 (Rnd 1)

4

South Florida Off Road Championship Series Round 2

Ser#42318

Timing and Scoring by www.RCScoringPro.com

Sponsor	Driver Name	Car	Pos	Laps	Race Time	Behind	Fast Lap	Average Top 5	Top 10	Top 15	Q#
	Lopez, Jader	11	1	11	5:09.524		26.830	27.495	27.881		1
	Fales, Justin	3	2	11	5:10.521	0.997	27.031	27.281	27.702		2
	Hazbun, Richard	12	3	11	5:17.046	7.522	27.971	28.447	28.745		4
	Borkowicz, Daimon	6	4	11	5:19.125	9.601	28.181	28.367	28.834		5
	Janos `Lazi` Lazar	1	5	11	5:24.301	14.777	27.915	28.684	29.308		6
	Gatenby, Riker	8	6	11	5:30.057	20.533	28.453	29.030	29.684		7
	Jordao, Ricardo	2	7	10	5:00.215		27.845	28.405	30.021		8
	Collins, Bart	7	8	10	5:17.937	17.722	27.897	29.264	31.794		15
	Lekaunas, Josh	4	9	10	5:28.878	28.663	30.317	31.188	32.888		16
	Johnston, Richard	5	10	9	5:01.426		32.152	32.917			17
	Phillipps, Kyle	9	11	9	5:11.039	9.613	31.851	32.729			19
	Hutton, Jonathan	10	12	4	2:22.564		34.188				23

Car# 1	2	3	4	5	6	7	8	9	10
inos `Lazi` Laz	Jordao	Fales	Lekaunas	Johnston	Borkowicz	Collins	Gatenby	Phillipps	Hutton
1. 5/29.066 11/5:19.7	3/28.417 11/5:12.6	4/28.441 11/5:12.8	9/30.933 10/5:09.3	10/32.946 10/5:29.5	2/28.301 11/5:11.3	8/30.135 10/5:01.3	6/29.556 11/5:25.1	11/34.291 9/5:08.6	12/36.749 9/5:30.7
2. 7/29.756 11/5:23.5	3/28.073 11/5:10.6	2/27.794 11/5:09.2	9/31.655 10/5:12.9	10/33.199 10/5:30.6	4/28.978 11/5:15.0	8/32.013 10/5:10.7	5/28.674 11/5:20.2	11/35.162 9/5:12.5	12/34.188 9/5:19.2
3. 6/29.621 11/5:24.2	7/34.054 10/5:01.8	2/27.764 11/5:08.0	8/32.092 10/5:15.6	10/33.784 10/5:33.1	3/28.181 11/5:13.3	9/34.643 10/5:22.6	4/29.087 11/5:20.1	11/34.588 9/5:12.1	12/36.409 9/5:22.0
4. 6/30.077 11/5:25.9	7/28.431 11/5:27.1	1/28.546 11/5:09.4	8/30.317 10/5:12.5	10/33.615 9/5:00.4	4/30.781 11/5:19.6	9/29.068 10/5:14.6	5/29.559 11/5:21.4	11/32.866 9/5:08.0	12/35.218 9/5:20.7
5. 6/29.637 11/5:25.9	7/31.072 10/5:00.1	1/27.396 11/5:07.8	9/33.763 10/5:17.5	10/33.643 9/5:00.9	5/29.394 11/5:20.3	8/29.774 10/5:11.2	4/28.453 11/5:19.7	11/39.147 9/5:16.8	
6. 6/28.705 11/5:24.2	7/32.416 10/5:04.1	3/33.504 11/5:17.9	9/32.541 10/5:18.8	10/35.799 9/5:04.4	4/28.881 11/5:19.9	8/29.979 10/5:09.3	5/30.723 11/5:22.7	11/38.497 9/5:21.8	
7. 5/28.803 11/5:23.1	7/29.257 10/5:02.4	2/27.031 11/5:15.0	9/42.404 9/5:00.4	10/32.787 9/5:03.1	4/28.202 11/5:18.5	8/29.604 10/5:07.4	6/29.682 11/5:23.2	11/31.851 9/5:16.8	
8. 5/27.915 11/5:21.1	7/27.845 11/5:29.3	2/27.372 11/5:13.2	9/31.947 10/5:32.0	10/33.501 9/5:02.9	4/29.692 11/5:19.5	8/30.603 10/5:07.2	6/30.945 11/5:25.4	11/32.084 9/5:13.3	
9. 5/31.224 11/5:23.6	7/31.170 10/5:00.8	2/28.068 11/5:12.7	9/32.137 10/5:30.8	10/32.152 9/5:01.4	4/29.566 11/5:20.1	8/27.897 10/5:04.1	6/29.379 11/5:25.1	11/32.553 9/5:11.0	
10. 5/28.933 11/5:23.1	7/29.480 10/5:00.2	2/27.041 11/5:11.2	9/31.089 10/5:28.8		4/28.698 11/5:19.7	8/44.221 10/5:17.9	6/33.220 11/5:29.2		
11. 5/30.564 11/5:24.3		2/27.564 11/5:10.5			4/28.451 11/5:19.1		6/30.779 10/5:00.0		

Car# 11	12	13	14	15	16	17	18	19	20
Lopez	Hazbun								
1. 1/28.173 11/5:09.8	7/29.600 11/5:25.6								
2. 1/27.914 11/5:08.4	6/29.166 11/5:23.2								
3. 1/27.701 11/5:07.2	5/28.754 11/5:20.9								
4. 2/30.716 11/5:14.8	3/27.971 11/5:17.5								
5. 2/28.646 11/5:14.9	3/28.625 11/5:17.0								
6. 1/28.856 11/5:15.3	2/28.678 11/5:16.7								
7. 1/27.576 11/5:13.6	3/28.961 11/5:17.0								
8. 1/27.646 11/5:12.4	3/28.620 11/5:16.7								
9. 1/27.723 11/5:11.6	3/28.921 11/5:16.9								
10. 1/26.830 11/5:09.9	3/29.407 11/5:17.5								
11. 1/27.743 11/5:09.5	3/28.343 11/5:17.0								



Top Qualifiers	Qual#	Laps	Race Time (Difference)	Round	Race	Pos in Race	Fast Lap
Lopez, Jader	1	11	5:09.524	1	4	1	26.830

Fales, Justin	2	11	5:10.521	0.997	1	4	2	27.031
Applegate, Mike	3	11	5:12.222	1.701	1	3	1	27.451
Hazbun, Richard	4	11	5:17.046	4.824	1	4	3	27.971
Borkowicz, Daimon	5	11	5:19.125	2.079	1	4	4	28.181
Janos `Lazi` Lazar	6	11	5:24.301	5.176	1	4	5	27.915
Gatenby, Riker	7	11	5:30.057	5.756	1	4	6	28.453
Jordao, Ricardo	8	10	5:00.215		1	4	7	27.845
Neddeff, Matt	9	10	5:04.707	4.492	1	3	2	29.551
Dominguez, Dave	10	10	5:04.990	0.283	1	3	3	28.747

South Florida Off Road Championship Series Round 2

Ser#42318

Timing and Scoring by www.RCScorePro.com

Sponsor	Driver Name	Car	Pos	Laps	Race Time	Behind	Fast Lap	Average Top 5	Top 10	Top 15	Q#
	Applegate, Mke	8	1	11	5:17.083		27.865	28.191	28.681		1
	Borkowicz, Daimon	2	2	11	5:22.795	5.712	27.307	27.737	28.867		2
	Record, Corey	9	3	10	5:02.637		28.595	29.126	30.264		3
	Davis, Bill	11	4	10	5:12.263	9.626	29.142	30.153	31.226		4
	Everett, Erik	6	5	10	5:15.826	13.189	29.696	30.185	31.583		5
	Mntiel, Christian	10	6	10	5:22.062	19.425	31.011	31.269	32.206		6
	Kranz, Jeff	7	7	9	5:06.285		30.710	32.243			7
	Carlson, Glenn	1	8	9	5:24.754	18.469	31.636	33.204			8
	Worthington, Glenn	4	9	7	3:34.180		29.142	29.893			9
	Borkowicz, Dan	5	10	1	0:43.051		43.051				10
	Taylor, Dan	3	11	0							11

Car#	1	2	3	4	5	6	7	8	9	10
	Carlson	Borkowicz	Taylor	Worthington	Borkowicz	Everett	Kranz	Applegate	Record	Mntiel
1.	10/48.602 7/5:40.1	6/34.129 9/5:07.1		7/34.251 9/5:08.2	9/43.051 7/5:01.3	3/32.010 10/5:20.0	8/35.694 9/5:21.2	1/28.330 11/5:11.6	2/30.067 10/5:00.6	5/33.267 10/5:32.7
2.	9/36.382 8/5:39.9	4/28.739 10/5:14.3		6/30.243 10/5:22.4		3/30.073 10/5:10.3	8/35.679 9/5:21.1	1/29.405 11/5:17.5	2/29.445 11/5:27.3	5/31.143 10/5:22.0
3.	9/34.182 8/5:17.7	3/27.534 10/5:01.3		4/30.465 10/5:16.5		7/35.187 10/5:24.2	8/34.890 9/5:18.7	1/28.313 11/5:15.5	2/28.595 11/5:23.0	5/31.011 10/5:18.0
4.	9/32.734 8/5:03.8	3/33.949 10/5:10.8		4/30.111 10/5:12.6		7/31.546 10/5:22.0	8/31.762 9/5:10.5	1/28.224 11/5:14.2	2/30.086 11/5:25.0	6/31.609 10/5:17.5
5.	9/38.216 8/5:04.1	3/28.630 10/5:05.9		4/29.945 10/5:10.0		7/31.992 10/5:21.6	8/32.921 9/5:07.7	1/30.276 11/5:18.0	2/28.918 11/5:23.6	6/31.619 10/5:17.3
6.	9/34.385 9/5:36.7	3/27.692 10/5:01.1		4/29.142 10/5:06.9		7/32.604 10/5:22.3	8/38.806 9/5:14.6	1/29.706 11/5:19.4	2/29.236 11/5:23.3	6/31.444 10/5:16.8
7.	9/31.636 9/5:29.3	2/28.665 11/5:28.9		4/30.023 10/5:05.9		6/29.696 10/5:18.7	8/33.087 9/5:12.2	1/28.580 11/5:18.7	3/36.864 10/5:04.5	7/37.381 10/5:24.9
8.	8/35.532 9/5:28.1	2/27.307 11/5:25.3				5/29.810 10/5:16.1	7/30.710 9/5:07.7	1/29.326 11/5:19.2	3/30.536 10/5:04.6	6/31.801 10/5:24.0
9.	8/33.085 9/5:24.7	2/28.722 11/5:24.3				5/29.800 10/5:14.1	7/32.736 9/5:06.2	1/27.865 11/5:17.8	3/29.436 10/5:03.5	6/31.136 10/5:22.6
10.		2/29.905 11/5:24.7				5/33.108 10/5:15.8		1/28.224 11/5:17.0	3/29.454 10/5:02.6	6/31.651 10/5:22.0
11.		2/27.523 11/5:22.7						1/28.834 11/5:17.0		

Car#	11	12	13	14	15	16	17	18	19	20
	Davis									
1.	4/32.942 10/5:29.3									
2.	7/31.915 10/5:24.3									
3.	6/30.572 10/5:18.1									
4.	5/30.078 10/5:13.7									
5.	5/31.509 10/5:14.0									
6.	5/30.733 10/5:12.9									
7.	5/29.142 10/5:09.8									
8.	4/30.457 10/5:09.1									
9.	4/34.398 10/5:13.0									
10.	4/30.517 10/5:12.2									
11.										

Top Qualifiers	Qual#	Laps	Race Time (Difference)	Round	Race	Pos in Race	Fast Lap
Applegate, Mike	1	11	5:17.083	1	5	1	27.865
Borkowicz, Daimon	2	11	5:22.795 5.712	1	5	2	27.307

Record, Corey	3	10	5:02.637		1	5	3	28.595
Davis, Bill	4	10	5:12.263	9.626	1	5	4	29.142
Everett, Erik	5	10	5:15.826	3.563	1	5	5	29.696
Montiel, Christian	6	10	5:22.062	6.236	1	5	6	31.011
Kranz, Jeff	7	9	5:06.285		1	5	7	30.710
Carlson, Glenn	8	9	5:24.754	18.46	1	5	8	31.636
Worthington, Glenn	9	7	3:34.180		1	5	9	29.142
Borkowicz, Dan	10	1	43.051		1	5	10	43.051



South Florida Off Road Championship Series Round 2

Ser#42318

Timing and Scoring by www.RCScoringPro.com

Sponsor	Driver Name	Car	Pos	Laps	Race Time	Behind	Fast Lap	Average Top 5	Top 10	Top 15	Q#
	Gatenby, Riker	7	1	11	5:00.278		25.272	25.909	26.965		1
	Intravia, Chris	8	2	11	5:03.640	3.362	26.248	26.857	27.246		2
	Neddeff, Matt	1	3	11	5:09.501	9.223	26.926	27.347	27.937		3
	Phillipps, Brian	4	4	10	5:04.604		27.890	28.753	30.460		4
	Mato, Jose	5	5	10	5:12.306	7.702	29.709	30.306	31.231		5
	Hercules, Robert	3	6	10	5:12.896	8.292	29.662	30.079	31.290		6
	Hold, Brett	6	7	9	5:01.129		29.732	31.375			7
	Lee, Pak	2	8	9	5:28.962	27.833	29.679	30.945			8

Car#	1	2	3	4	5	6	7	8	9	10
	Neddeff	Lee	Hercules	Phillipps	Mato	Hold	Gatenby	Intravia		
1.	3/27.867 11/5:06.5	7/32.830 10/5:28.2	5/30.731 10/5:07.3	8/36.135 9/5:25.1	4/30.716 10/5:07.1	6/31.382 10/5:13.8	1/27.303 11/5:00.3	2/27.670 11/5:04.3		
2.	3/30.131 11/5:19.0	8/33.728 10/5:32.8	4/30.336 10/5:05.3	7/29.873 10/5:30.0	5/31.212 10/5:09.6	6/34.484 10/5:29.3	1/26.851 12/5:24.8	2/26.898 11/5:00.1		
3.	3/28.105 11/5:15.6	7/32.393 10/5:29.8	5/32.539 10/5:12.0	6/28.803 10/5:16.0	4/30.413 10/5:07.8	8/35.594 9/5:04.3	1/26.908 12/5:24.2	2/27.940 11/5:02.5		
4.	3/29.186 11/5:17.0	6/29.679 10/5:21.5	5/30.603 10/5:10.5	7/33.884 10/5:21.7	4/29.911 10/5:05.6	8/39.344 9/5:16.8	1/30.632 11/5:07.1	2/31.184 11/5:12.6		
5.	3/27.574 11/5:14.2	7/31.089 10/5:19.4	5/30.117 10/5:08.6	6/29.837 10/5:17.0	4/31.831 10/5:08.1	8/29.732 9/5:06.9	1/25.609 11/5:02.0	2/27.380 11/5:10.3		
6.	3/28.120 11/5:13.4	8/74.762 8/5:12.6	5/29.662 10/5:06.6	6/30.401 10/5:14.8	4/29.709 10/5:06.3	7/30.043 9/5:00.8	1/29.144 11/5:05.1	2/26.248 11/5:06.7		
7.	3/29.357 11/5:14.8	8/31.322 8/5:03.7	4/30.430 10/5:06.3	6/27.890 10/5:09.7	5/30.780 10/5:06.5	7/33.486 9/5:00.9	2/29.133 11/5:07.3	1/27.618 11/5:06.3		
8.	3/26.926 11/5:12.4	8/32.918 9/5:36.0	4/29.850 10/5:05.3	6/28.941 10/5:07.1	5/31.154 10/5:07.1	7/34.830 9/5:02.5	2/27.611 11/5:06.8	1/26.792 11/5:04.8		
9.	3/27.130 11/5:10.9	8/30.241 9/5:28.9	5/33.737 10/5:08.8	4/28.292 10/5:04.5	6/33.491 10/5:10.2	7/32.234 9/5:01.1	1/25.272 11/5:03.6	2/27.283 11/5:04.3		
10.	3/27.776 11/5:10.3		6/34.891 10/5:12.8	4/30.548 10/5:04.6	5/33.089 10/5:12.3		1/25.604 11/5:01.4	2/27.561 11/5:04.2		
11.	3/27.329 11/5:09.5						1/26.211 11/5:00.2	2/27.066 11/5:03.6		

Top Qualifiers	Qual#	Laps	Race Time (Difference)	Round	Race	Pos in Race	Fast Lap
Gatenby, Riker	1	11	5:00.278	1	6	1	25.272
Intravia, Chris	2	11	5:03.640 3.362	1	6	2	26.248
Neddeff, Matt	3	11	5:09.501 5.861	1	6	3	26.926
Phillipps, Brian	4	10	5:04.604	1	6	4	27.890
Mato, Jose	5	10	5:12.306 7.702	1	6	5	29.709
Hercules, Robert	6	10	5:12.896 0.590	1	6	6	29.662
Hold, Brett	7	9	5:01.129	1	6	7	29.732
Lee, Pak	8	9	5:28.962 27.83	1	6	8	29.679

4wd Mod

Round 1

Top Qualifier is Gatenby, Riker 11/5:00.278 (Rnd 1)



South Florida Off Road Championship Series Round 2

Ser#42318

Timing and Scoring by www.RCScorePro.com

Sponsor	Driver Name	Car	Pos	Laps	Race Time	Behind	Fast Lap	Average Top 5	Top 10	Top 15	Q#
	Lopez, Jader	8	1	12	5:04.600		24.823	25.024	25.236		1
	Collins, Bart	4	2	12	5:09.791	5.191	24.763	25.027	25.404		2
	Montiel, Christian	7	3	11	5:02.223		26.457	26.963	27.404		4
	Carlson, Glenn	2	4	11	5:07.379	5.156	26.793	27.098	27.764		6
	Phillipps, Kyle	3	5	11	5:28.555	26.332	27.668	28.336	28.869		8
	Hutton, Jonathan	6	6	11	5:28.976	26.753	28.294	29.126	29.610		9
	Rodriguez, Fred	5	7	9	5:03.031		30.404	31.441			14
	Taylor, Dan	1	8	0							16

Car# 1	2	3	4	5	6	7	8	9	10
Taylor	Carlson	Phillipps	Collins	Rodriguez	Hutton	Montiel	Lopez		
1.	5/29.736 11/5:27.1	6/29.977 11/5:29.7	2/27.512 11/5:02.6	7/31.062 10/5:10.5	4/29.252 11/5:21.7	3/28.134 11/5:09.4	1/25.205 12/5:02.3		
2.	4/28.060 11/5:17.8	5/28.898 11/5:23.8	2/25.229 12/5:16.4	7/31.880 10/5:14.6	6/30.104 11/5:26.4	3/27.316 11/5:04.9	1/25.052 12/5:01.5		
3.	4/28.618 11/5:16.8	5/27.668 11/5:17.3	2/25.177 12/5:11.6	7/36.735 10/5:32.2	6/30.362 11/5:28.9	3/27.015 11/5:02.3	1/25.214 12/5:01.8		
4.	4/27.982 11/5:14.6	5/28.730 11/5:16.9	2/25.805 12/5:11.1	7/31.696 10/5:28.4	6/28.294 11/5:24.5	3/27.560 11/5:02.5	1/24.824 12/5:00.8		
5.	4/26.969 11/5:11.0	5/30.273 11/5:20.2	2/25.723 12/5:10.6	7/30.404 10/5:23.5	6/29.806 11/5:25.2	3/28.150 11/5:03.9	1/25.456 12/5:01.7		
6.	4/27.039 11/5:08.7	5/29.109 11/5:20.2	2/25.018 12/5:08.9	7/40.552 9/5:03.4	6/29.227 11/5:24.5	3/27.397 11/5:03.5	1/24.823 12/5:01.1		
7.	4/27.449 11/5:07.7	6/39.863 10/5:06.4	2/26.307 12/5:09.8	7/32.161 9/5:01.4	5/32.878 11/5:29.8	3/27.757 11/5:03.8	1/25.384 12/5:01.6		
8.	4/26.793 11/5:06.1	6/27.927 10/5:03.0	2/24.763 12/5:08.2	7/35.648 9/5:03.9	5/29.553 11/5:29.2	3/26.457 11/5:02.2	1/25.267 12/5:01.8		
9.	4/27.239 11/5:05.4	6/28.739 10/5:01.3	2/25.455 12/5:07.9	7/32.893 9/5:03.0	5/29.626 11/5:28.9	3/27.621 11/5:02.3	1/25.270 12/5:02.0		
10.	4/28.496 11/5:06.2	6/28.756 11/5:29.9	2/28.243 12/5:11.0		5/29.306 11/5:28.2	3/26.632 11/5:01.4	1/26.236 12/5:03.2		
11.	4/28.998 11/5:07.3	5/28.615 11/5:28.5	2/25.611 12/5:10.7		6/30.568 11/5:28.9	3/28.184 11/5:02.2	1/26.001 12/5:04.0		
12.			2/24.948 12/5:09.7				1/25.868 12/5:04.6		

Top Qualifiers	Qual#	Laps	Race Time (Difference)	Round	Race	Pos in Race	Fast Lap
Lopez, Jader	1	12	5:04.600	1	7	1	24.823
Collins, Bart	2	12	5:09.791 5.191	1	7	2	24.763
Gatenby, Riker	3	11	5:00.278	1	6	1	25.272
Montiel, Christian	4	11	5:02.223 1.945	1	7	3	26.457
Intravia, Chris	5	11	5:03.640 1.417	1	6	2	26.248
Carlson, Glenn	6	11	5:07.379 3.739	1	7	4	26.793
Neddeff, Matt	7	11	5:09.501 2.122	1	6	3	26.926
Phillipps, Kyle	8	11	5:28.555 19.05	1	7	5	27.668
Hutton, Jonathan	9	11	5:28.976 0.421	1	7	6	28.294
Phillipps, Brian	10	10	5:04.604	1	6	4	27.890

Top Qualifier is Lopez, Jader 12/5: 04.600 (Rnd 1)



South Florida Off Road Championship Series Round 2

Ser#42318

Timing and Scoring by www.RCScoringPro.com

Sponsor	Driver Name	Car	Pos	Laps	Race Time	Behind	Fast Lap	Average Top 5	Top 10	Top 15	Q#
	Borkowicz, Daimon	3	1	12	5:10.659		24.793	25.053	25.389		3
	Fales, Justin	8	2	12	5:18.165	7.506	24.611	25.355	26.123		4
	Hazbun, Sebastian	1	3	12	5:18.244	7.585	25.139	25.518	25.921		5
	Janos `Lazi` Lazar	5	4	12	5:22.796	12.137	24.887	25.603	26.340		6
	Record, Corey	7	5	11	5:06.713		25.806	26.378	27.527		10
	Gonzalez, Gabe	2	6	11	5:21.624	14.911	27.806	28.487	29.071		13
	Romani, Ron	6	7	10	5:05.151		28.265	28.625	30.515		17
	Blankenbicker, Patrick	4	8	8	5:19.615		32.454	36.760			23

Car#	1	2	3	4	5	6	7	8	9	10
	Hazbun	Gonzalez	Borkowicz	Blankenbicker	Janos `Lazi` Lazar	Romani	Record	Fales		
1.	4/28.048 11/5:08.5	6/29.110 11/5:20.2	1/25.500 12/5:06.0	8/36.086 9/5:24.8	7/30.998 10/5:10.0	5/28.265 11/5:10.9	3/26.361 12/5:16.3	2/25.798 12/5:09.6		
2.	4/26.900 11/5:02.2	7/29.819 11/5:24.1	1/24.959 12/5:02.7	8/46.819 8/5:31.6	6/26.367 11/5:15.5	5/28.419 11/5:11.7	3/26.220 12/5:15.4	2/25.933 12/5:10.3		
3.	3/26.218 12/5:24.6	7/29.146 11/5:22.9	1/25.769 12/5:04.9	8/42.844 8/5:35.3	5/28.305 11/5:14.1	6/29.573 11/5:16.2	4/29.910 11/5:02.4	2/28.733 12/5:21.8		
4.	3/25.586 12/5:20.2	7/30.913 11/5:27.2	1/24.793 12/5:03.0	8/46.153 7/5:00.8	5/26.105 11/5:07.3	6/28.450 11/5:15.4	4/26.926 11/5:00.9	2/25.408 12/5:17.6		
5.	3/25.403 12/5:17.1	6/28.741 11/5:25.0	1/25.524 12/5:03.7	8/40.561 8/5:39.9	4/26.413 11/5:04.0	7/33.770 11/5:26.6	5/31.446 11/5:09.8	2/25.025 12/5:14.1		
6.	2/26.546 12/5:17.3	6/28.320 11/5:22.7	1/28.006 12/5:09.1	8/33.576 8/5:28.0	4/25.298 12/5:26.9	7/28.416 11/5:24.2	5/26.859 11/5:07.4	3/28.202 12/5:18.1		
7.	2/25.540 12/5:15.8	6/28.457 11/5:21.3	1/25.104 12/5:07.9	8/32.454 8/5:18.2	4/26.128 12/5:25.0	7/33.267 10/5:00.2	5/25.806 11/5:04.1	3/28.069 12/5:20.8		
8.	3/30.987 12/5:22.8	6/29.950 11/5:22.3	1/28.759 12/5:12.6	8/41.122 8/5:19.6	4/27.393 12/5:25.5	7/33.134 10/5:04.1	5/27.451 11/5:03.8	2/24.611 12/5:17.6		
9.	3/25.923 12/5:21.5	6/27.806 11/5:20.5	1/25.894 12/5:12.4		4/26.904 12/5:25.2	7/30.897 10/5:04.6	5/28.155 11/5:04.4	2/26.320 12/5:17.4		
10.	3/25.139 12/5:19.5	6/29.547 11/5:20.9	1/25.942 12/5:12.2		4/24.887 12/5:22.5	7/30.960 10/5:05.1	5/26.645 11/5:03.3	2/26.618 12/5:17.6		
11.	3/25.945 12/5:18.7	6/29.815 11/5:21.6	1/25.028 12/5:11.2		4/25.598 12/5:21.1		5/30.934 11/5:06.7	2/26.270 12/5:17.4		
12.	3/26.009 12/5:18.2		1/25.381 12/5:10.6		4/28.400 12/5:22.8			2/27.178 12/5:18.1		

Top Qualifiers	Qual#	Laps	Race Time (Difference)	Round	Race	Pos in Race	Fast Lap
Lopez, Jader	1	12	5:04.600	1	7	1	24.823
Collins, Bart	2	12	5:09.791 5.191	1	7	2	24.763
Borkowicz, Daimon	3	12	5:10.659 0.868	1	8	1	24.793
Fales, Justin	4	12	5:18.165 7.506	1	8	2	24.611
Hazbun, Sebastian	5	12	5:18.244 0.079	1	8	3	25.139
Janos `Lazi` Lazar	6	12	5:22.796 4.552	1	8	4	24.887
Gatenby, Riker	7	11	5:00.278	1	6	1	25.272
Montiel, Christian	8	11	5:02.223 1.945	1	7	3	26.457
Intravia, Chris	9	11	5:03.640 1.417	1	6	2	26.248
Record, Corey	10	11	5:06.713 3.073	1	8	5	25.806



South Florida Off Road Championship Series Round 2

Ser#42318

Timing and Scoring by www.RCScoringPro.com

Sponsor	Driver Name	Car	Pos	Laps	Race Time	Behind	Fast Lap	Average Top 5	Top 10	Top 15	Q#
	Rodriguez, Felipe	7	1	11	5:22.236		27.995	28.389	28.946		1
	Bickel, Kevin	5	2	11	5:23.096	0.860	27.508	28.346	29.057		2
	Iler, Jessica	6	3	10	5:04.905		28.974	29.700	30.491		3
	Chavez, Daniel	1	4	10	5:05.744	0.839	27.359	27.905	30.574		4
	Record, Jeff	4	5	10	5:05.850	0.945	28.029	28.709	30.585		5
	Mato, Jose	9	6	10	5:13.154	8.249	29.338	29.767	31.315		6
	Johnston, Richard	8	7	9	5:00.734		30.202	31.577			7
	Perry, Richard	3	8	8	5:01.728		33.652	35.724			8
	Reynolds, AJ	2	9	8	5:07.243	5.515	32.714	36.693			9
	Hunt, Aaron	10	10	1	1:28.535		88.535				10

Car#	1	2	3	4	5	6	7	8	9	10
	Chavez	Reynolds	Perry	Record	Bickel	Iler	Rodriguez	Johnston	Mato	Hunt
1.	2/28.605 11/5:14.7	8/32.714 10/5:27.1	9/38.175 8/5:05.3	1/28.029 11/5:08.3	3/29.156 11/5:20.7	7/32.182 10/5:21.8	5/30.283 10/5:02.8	6/31.936 10/5:19.4	4/29.338 11/5:22.7	10/88.535 4/5:54.1
2.	7/38.169 9/5:00.4	8/38.274 9/5:19.4	9/43.750 8/5:27.6	1/29.106 11/5:14.2	3/30.627 11/5:28.7	5/30.053 10/5:11.1	2/28.771 11/5:24.7	6/33.075 10/5:25.0	4/32.052 10/5:06.9	
3.	7/34.383 9/5:03.4	8/38.498 9/5:28.4	9/36.084 8/5:14.6	4/35.876 10/5:10.0	1/28.046 11/5:22.0	5/31.417 10/5:12.1	2/29.029 11/5:22.9	6/32.805 10/5:26.0	3/29.718 10/5:03.6	
4.	6/27.359 10/5:21.3	8/36.008 9/5:27.3	9/33.652 8/5:03.3	5/34.951 10/5:19.8	2/28.673 11/5:20.3	4/29.690 10/5:08.3	1/28.266 11/5:19.9	7/33.977 10/5:29.4	3/29.654 10/5:01.9	
5.	5/27.711 10/5:12.4	8/41.156 9/5:35.9	9/35.673 9/5:37.1	6/29.278 10/5:14.4	1/29.115 11/5:20.3	4/31.012 10/5:08.6	2/29.611 11/5:21.1	7/40.438 9/5:10.0	3/31.295 10/5:04.1	
6.	6/31.181 10/5:12.3	9/43.637 8/5:07.0	8/35.037 9/5:33.5	5/29.006 10/5:10.4	1/27.508 11/5:17.4	3/31.235 10/5:09.3	2/32.780 11/5:27.6	7/35.358 9/5:11.3	4/34.000 10/5:10.1	
7.	4/28.268 10/5:08.1	9/38.987 8/5:07.7	8/40.530 8/5:00.4	3/28.150 10/5:06.2	1/29.275 11/5:18.0	6/30.557 10/5:08.7	2/29.120 11/5:26.6	7/30.202 9/5:05.7	5/29.800 10/5:08.3	
8.	3/28.579 10/5:05.3	9/37.969 8/5:07.2	8/38.827 8/5:01.7	4/30.088 10/5:05.5	1/28.389 11/5:17.3	5/29.687 10/5:07.2	2/27.995 11/5:24.2	7/31.001 9/5:02.3	6/30.324 10/5:07.7	
9.	5/33.881 10/5:09.0			3/29.254 10/5:04.1	1/29.793 11/5:18.4	4/28.974 10/5:05.3	2/28.139 11/5:22.6	7/31.942 9/5:00.7	6/36.085 10/5:13.6	
10.	4/27.608 10/5:05.7			5/32.112 10/5:05.8	1/29.988 11/5:19.6	3/30.098 10/5:04.9	2/29.469 11/5:22.8		6/30.888 10/5:13.1	
11.					2/32.526 11/5:23.1		1/28.773 11/5:22.2			

Top Qualifiers	Qual#	Laps	Race Time (Difference)	Round	Race	Pos in Race	Fast Lap
Rodriguez, Felipe	1	11	5:22.236	1	9	1	27.995
Bickel, Kevin	2	11	5:23.096 0.860	1	9	2	27.508
Iler, Jessica	3	10	5:04.905	1	9	3	28.974
Chavez, Daniel	4	10	5:05.744 0.839	1	9	4	27.359
Record, Jeff	5	10	5:05.850 0.106	1	9	5	28.029
Mato, Jose	6	10	5:13.154 7.304	1	9	6	29.338
Johnston, Richard	7	9	5:00.734	1	9	7	30.202
Perry, Richard	8	8	5:01.728	1	9	8	33.652
Reynolds, AJ	9	8	5:07.243 5.515	1	9	9	32.714
Hunt, Aaron	10	1	1:28.535	1	9	10	88.535

Pro 4 Mod

Top Qualifier is Rodriguez, Felipe 11/5: 22.236 (Rnd 1)


Round 1

10

South Florida Off Road Championship Series Round 2

Ser#42318

Timing and Scoring by www.RCScoringPro.com

Sponsor	Driver Name	Car	Pos	Laps	Race Time	Behind	Fast Lap	Average Top 5	Top 10	Top 15	Q#
	Janos `Lazi` Lazar	1	1	12	5:23.372		25.892	26.264	26.622		1
	Carlson, Glenn	2	2	11	5:14.997		26.586	27.265	27.710		2
	Espinosa, Jack	8	3	10	5:00.422		27.708	28.251	30.042		5
	Hercules, Robert	3	4	10	5:16.528	16.106	29.400	30.104	31.653		10
	Hutton, Jonathan	7	5	10	5:18.163	17.741	28.635	29.025	31.816		11
	Blankenbicker, Patrick	6	6	10	5:30.330	29.908	29.256	30.847	33.033		12
	Cooper, Jared	4	7	9	5:12.479		31.076	32.854			14
	Jones, Jeff	5	8	8	5:18.450		32.162	36.944			17
	Reynolds, Ed	9	9	7	5:20.552		39.680	42.393			18

Car# 1	2	3	4	5	6	7	8	9	10
Janos `Lazi` Lazar	Carlson	Hercules	Cooper	Jones	Blankenbicker	Hutton	Espinosa	Reynolds	
1. 1/26.276 12/5:15.3	2/28.885 11/5:17.7	7/34.267 9/5:08.4	6/34.066 9/5:06.6	9/39.889 8/5:19.1	5/30.241 10/5:02.3	3/28.932 11/5:18.2	4/29.701 11/5:26.6	8/39.680 8/5:17.4	
2. 1/25.892 12/5:13.0	5/37.892 9/5:00.5	4/31.729 10/5:30.0	7/43.249 8/5:09.2	8/40.890 8/5:23.1	3/32.044 10/5:11.3	6/40.040 9/5:10.3	2/30.205 11/5:29.5	9/41.112 8/5:23.1	
3. 1/27.491 12/5:18.6	3/27.677 10/5:14.8	4/30.430 10/5:21.4	7/34.528 9/5:35.5	9/46.268 8/5:38.8	6/38.451 9/5:02.2	5/29.986 10/5:29.8	2/28.515 11/5:24.2	8/42.014 8/5:27.4	
4. 1/26.412 12/5:18.2	3/27.621 10/5:05.1	5/36.871 10/5:33.2	7/32.004 9/5:23.6	8/35.306 8/5:24.6	4/31.637 10/5:30.9	6/34.533 9/5:00.3	2/28.066 11/5:20.3	9/47.364 8/5:40.3	
5. 1/29.623 12/5:25.6	3/27.608 11/5:29.2	6/31.873 10/5:30.3	7/34.549 9/5:21.1	8/43.139 8/5:28.7	5/31.680 10/5:28.1	4/28.967 10/5:24.9	2/32.391 11/5:27.5	9/61.222 7/5:23.9	
6. 1/26.295 12/5:23.9	2/27.007 11/5:23.9	6/31.049 10/5:27.0	7/31.076 9/5:14.2	8/32.162 8/5:16.8	4/29.256 10/5:22.1	5/32.931 10/5:25.6	3/27.837 11/5:23.9	9/44.643 7/5:22.0	
7. 1/26.473 12/5:23.0	2/26.586 11/5:19.4	6/31.267 10/5:24.9	7/35.885 9/5:15.4	8/36.473 8/5:13.2	5/31.728 10/5:21.4	4/28.635 10/5:20.0	3/31.640 11/5:27.4	9/44.517 7/5:20.5	
8. 1/27.526 12/5:23.9	2/27.664 11/5:17.5	6/29.569 10/5:21.3	7/33.775 9/5:14.0	8/44.323 8/5:18.4	5/31.423 10/5:20.5	4/29.851 10/5:17.3	3/27.708 11/5:24.5		
9. 1/26.886 12/5:23.8	2/28.731 11/5:17.3	4/29.400 10/5:18.2	7/33.347 9/5:12.4		6/37.489 10/5:26.6	5/35.549 10/5:21.5	3/35.230 10/5:01.4		
10. 1/27.284 12/5:24.1	2/27.504 11/5:15.8	4/30.073 10/5:16.5			6/36.381 10/5:30.3	5/28.739 10/5:18.1	3/29.129 10/5:00.4		
11. 1/26.446 12/5:23.5	2/27.822 11/5:15.0								
12. 1/26.768 12/5:23.3									

Top Qualifiers	Qual#	Laps	Race Time (Difference)	Round	Race	Pos in Race	Fast Lap
Janos `Lazi` Lazar	1	12	5:23.372	1	10	1	25.892
Carlson, Glenn	2	11	5:14.997	1	10	2	26.586
Rodriguez, Felipe	3	11	5:22.236	7.239	1	9	27.995
Bickel, Kevin	4	11	5:23.096	0.860	1	9	27.508
Espinosa, Jack	5	10	5:00.422		1	10	27.708
Iler, Jessica	6	10	5:04.905	4.483	1	9	28.974
Chavez, Daniel	7	10	5:05.744	0.839	1	9	27.359
Record, Jeff	8	10	5:05.850	0.106	1	9	28.029
Mato, Jose	9	10	5:13.154	7.304	1	9	29.338
Hercules, Robert	10	10	5:16.528	3.374	1	10	29.400

Pro 4 Mod

Round 1

Top Qualifier is Janos `Lazi` Lazar 12/5: 23.372 (Rnd 1)

11

South Florida Off Road Championship Series Round 2

Ser#42318

Timing and Scoring by www.RCScoringPro.com

Sponsor	Driver Name	Car	Pos	Laps	Race Time	Behind	Fast Lap	Average Top 5	Top 10	Top 15	Q#
	Paz, Daniel	2	1	12	5:19.708		25.694	25.896	26.206		1
	Iler, David	4	2	11	5:10.576		27.163	27.293	27.808		3
	Intravia, Chris	5	3	11	5:14.083	3.507	26.169	26.908	28.072		4
	OConnell, Denis	9	4	10	5:11.668		27.531	28.963	31.167		12
	Fabiani, Massimo	8	5	10	5:23.012	11.344	27.968	30.007	32.301		16
	Honcho, Mke	6	6	10	5:28.295	16.627	30.404	31.320	32.830		17
	Serio, Phil	7	7	9	5:22.430		32.595	33.591			21
	Reiman, Wayne	3	8	8	5:06.452		34.325	36.336			23
	Lee, Alain	1	9	2	2:31.791		67.685				27




Car# 1	2	3	4	5	6	7	8	9	10
Lee	Paz	Reiman	Iler	Intravia	Honcho	Serio	Fabiani	OConnell	
1. 9/84.106 4/5:36.4	1/25.977 12/5:11.7	8/35.995 9/5:23.9	2/27.774 11/5:05.4	3/29.553 11/5:25.0	5/31.746 10/5:17.5	6/32.595 10/5:25.9	7/34.293 9/5:08.6	4/31.590 10/5:15.8	
2. 9/67.685 4/5:03.5	1/25.840 12/5:10.9	8/37.179 9/5:29.2	2/32.491 10/5:01.3	3/33.365 10/5:14.6	7/35.977 9/5:04.7	6/32.945 10/5:27.7	4/30.245 10/5:22.7	5/33.133 10/5:23.6	
3.	1/26.407 12/5:12.8	8/40.479 8/5:03.0	2/28.079 11/5:23.9	3/27.165 10/5:00.2	6/34.408 9/5:06.3	7/41.584 9/5:21.3	5/35.486 9/5:00.0	4/29.993 10/5:15.7	
4.	1/27.286 12/5:16.5	8/34.622 9/5:33.6	3/29.981 11/5:25.3	2/27.568 11/5:23.5	6/34.331 9/5:07.0	7/37.409 9/5:25.1	5/32.295 10/5:30.7	4/34.856 10/5:23.9	
5.	1/25.961 12/5:15.5	8/44.290 8/5:08.0	2/27.863 11/5:21.6	3/28.773 11/5:22.1	5/31.922 9/5:03.0	7/39.512 9/5:31.2	6/37.641 9/5:05.9	4/28.865 10/5:16.8	
6.	1/26.141 12/5:15.2	8/34.325 8/5:02.5	3/27.163 11/5:17.8	2/26.169 11/5:16.4	6/31.621 10/5:33.3	7/35.972 9/5:30.0	5/27.968 10/5:29.8	4/29.134 10/5:12.6	
7.	1/27.211 12/5:16.8	8/40.003 8/5:05.0	3/27.329 11/5:15.3	2/26.990 11/5:13.6	5/31.149 10/5:30.2	7/33.691 9/5:26.1	6/33.260 10/5:30.2	4/34.513 10/5:17.2	
8.	1/25.694 12/5:15.7	8/39.559 8/5:06.4	3/27.922 11/5:14.3	2/27.211 11/5:11.8	6/35.055 10/5:32.7	7/33.663 9/5:23.2	5/31.483 10/5:28.3	4/29.292 10/5:14.2	
9.	1/26.009 12/5:15.3		3/27.600 11/5:13.1	2/28.452 11/5:11.9	6/31.682 10/5:30.9	7/35.059 9/5:22.4	5/30.706 10/5:25.9	4/32.761 10/5:15.7	
10.	1/30.367 12/5:20.2		3/27.194 11/5:11.7	2/27.005 11/5:10.4	6/30.404 10/5:28.2		5/29.635 10/5:23.0	4/27.531 10/5:11.6	
11.	1/26.580 12/5:20.1		2/27.180 11/5:10.5	3/31.832 11/5:14.0					
12.	1/26.235 12/5:19.7								

Top Qualifiers	Qual#	Laps	Race Time (Difference)	Round	Race	Pos in Race	Fast Lap
Paz, Daniel	1	12	5:19.708	1	11	1	25.694
Janos `Lazi` Lazar	2	12	5:23.372 3.664	1	10	1	25.892
Iler, David	3	11	5:10.576	1	11	2	27.163
Intravia, Chris	4	11	5:14.083 3.507	1	11	3	26.169
Carlson, Glenn	5	11	5:14.997 0.914	1	10	2	26.586
Rodriguez, Felipe	6	11	5:22.236 7.239	1	9	1	27.995
Bickel, Kevin	7	11	5:23.096 0.860	1	9	2	27.508
Espinosa, Jack	8	10	5:00.422	1	10	3	27.708
Iler, Jessica	9	10	5:04.905 4.483	1	9	3	28.974
Chavez, Daniel	10	10	5:05.744 0.839	1	9	4	27.359

South Florida Off Road Championship Series Round 2

Ser#42318

Timing and Scoring by www.RCScoringPro.com

Sponsor	Driver Name	Car	Pos	Laps	Race Time	Behind	Fast Lap	Average Top 5	Top 10	Top 15	Q#
	Torres, Yamig	3	1	12	5:15.195		25.439	25.753	26.059		1
	Montiel, Christian	5	2	11	5:08.925		26.765	26.851	27.758		2
	Iler, Jessica	7	3	10	5:00.962		27.208	28.135	30.096		3
	Johnston, Richard	2	4	10	5:01.825	0.863	28.523	28.825	30.183		4
	Lee, Pak	1	5	10	5:03.904	2.942	27.466	28.715	30.390		5
	Hercules, Robert	8	6	10	5:07.459	6.497	27.553	28.310	30.746		6
	Fales, Justin	6	7	9	4:56.670		24.812	25.321			7
	Romani, Ron	4	8	7	3:21.564		26.251	27.637			8
	Hancock, John	9	9	6	3:21.880		30.790	32.215			9

Car#	1	2	3	4	5	6	7	8	9	10
	Lee	Johnston	Torres	Romani	Montiel	Fales	Iler	Hercules	Hancock	
1.	5/29.936 11/5:29.3	6/30.539 10/5:05.3	2/25.985 12/5:11.7	9/34.859 9/5:13.7	3/28.198 11/5:10.1	1/25.822 12/5:09.8	7/32.519 10/5:25.2	4/28.939 11/5:18.3	8/32.996 10/5:30.0	
2.	9/35.905 10/5:29.2	6/31.685 10/5:11.1	2/25.466 12/5:08.7	5/26.251 10/5:05.5	3/27.071 11/5:03.9	1/24.957 12/5:04.6	4/27.845 10/5:01.8	7/34.735 10/5:18.3	8/32.373 10/5:26.8	
3.	8/30.665 10/5:21.7	7/31.415 10/5:12.1	2/25.439 12/5:07.5	5/28.412 11/5:28.2	3/27.691 11/5:04.1	1/24.812 12/5:02.3	4/28.474 11/5:25.7	6/27.553 10/5:04.1	9/33.587 10/5:29.8	
4.	8/30.384 10/5:17.2	6/28.694 10/5:05.8	2/26.697 12/5:10.7	5/28.383 11/5:24.2	3/31.346 11/5:14.3	1/26.098 12/5:05.0	4/27.705 11/5:20.4	7/33.451 10/5:11.7	9/31.328 10/5:25.6	
5.	8/30.815 10/5:15.4	7/34.378 10/5:13.4	2/25.910 12/5:10.7	5/26.725 11/5:18.1	3/26.765 11/5:10.3	1/24.916 12/5:03.8	4/27.208 11/5:16.2	6/28.529 10/5:06.4	9/30.790 10/5:22.1	
6.	7/27.466 10/5:08.6	8/28.523 10/5:08.7	1/26.102 12/5:11.1	4/28.519 11/5:17.4	3/26.816 11/5:07.7	2/33.793 12/5:20.8	5/36.797 10/5:00.9	6/28.011 10/5:02.0	9/40.806 9/5:02.8	
7.	7/28.185 10/5:04.8	8/29.059 10/5:06.1	1/27.107 12/5:13.2	4/28.415 11/5:16.7	3/28.480 11/5:08.5	2/27.551 12/5:22.1	5/29.683 10/5:00.3	6/30.950 10/5:03.0		
8.	5/29.421 10/5:03.4	7/29.682 10/5:04.9	1/26.160 12/5:13.3		3/26.817 11/5:06.8	2/34.607 11/5:06.0	4/29.444 11/5:29.5	6/31.640 10/5:04.7		
9.	4/28.566 10/5:01.4	6/29.144 10/5:03.4	1/27.502 12/5:15.1		2/28.287 11/5:07.3	7/74.114 10/5:29.6	3/29.763 11/5:29.3	5/28.516 10/5:02.5		
10.	5/32.561 10/5:03.8	4/28.706 10/5:01.8	1/25.966 12/5:14.7		2/26.787 11/5:06.0		3/31.524 10/5:00.9	6/35.135 10/5:07.4		
11.			1/25.987 12/5:14.5		2/30.667 11/5:08.9					
12.			1/26.874 12/5:15.1							

Top Qualifiers	Qual#	Laps	Race Time (Difference)	Round	Race	Pos in Race	Fast Lap
Torres, Yamig	1	12	5:15.195	1	12	1	25.439
Montiel, Christian	2	11	5:08.925	1	12	2	26.765
Iler, Jessica	3	10	5:00.962	1	12	3	27.208
Johnston, Richard	4	10	5:01.825 0.863	1	12	4	28.523
Lee, Pak	5	10	5:03.904 2.079	1	12	5	27.466
Hercules, Robert	6	10	5:07.459 3.555	1	12	6	27.553
Fales, Justin	7	9	4:56.670	1	12	7	24.812
Romani, Ron	8	7	3:21.564	1	12	8	26.251
Hancock, John	9	6	3:21.880	1	12	9	30.790

South Florida Off Road Championship Series Round 2

Ser#42318

Timing and Scoring by www.RCScorePro.com

Sponsor	Driver Name	Car	Pos	Laps	Race Time	Behind	Fast Lap	Average Top 5	Top 10	Top 15	Q#
	Perez, Luis	1	1	12	5:10.574		25.312	25.497	25.751		1
	Kranz, Jeff	6	2	12	5:20.497	9.923	25.371	25.849	26.423		3
	Carlson, Glenn	4	3	12	5:26.035	15.461	25.958	26.276	26.675		4
	Rodriguez, Felipe	3	4	11	5:11.586		26.162	26.763	27.862		6
	Gonzalez, Gabe	2	5	11	5:16.380	4.794	26.986	27.306	28.023		7
	Zambrana, Jamie	7	6	11	5:22.058	10.472	27.608	27.987	28.894		8
	Espinosa, Jack	8	7	11	5:27.912	16.326	27.151	27.851	29.329		9
	Molina, Felix	5	8	10	5:24.398		28.796	29.688	32.440		14

Car# 1	2	3	4	5	6	7	8	9	10
Perez	Gonzalez	Rodriguez	Carlson	Molina	Kranz	Zambrana	Espinosa		
1. 2/26.514 12/5:18.1	4/28.607 11/5:14.7	6/32.965 10/5:29.6	3/27.119 12/5:25.4	7/34.184 9/5:07.6	1/26.019 12/5:12.2	5/31.258 10/5:12.6	8/34.625 9/5:11.5		
2. 1/25.491 12/5:12.0	3/28.519 11/5:14.2	7/30.868 10/5:19.1	4/31.273 11/5:21.1	8/30.891 10/5:25.3	2/26.603 12/5:15.7	5/27.804 11/5:24.8	6/28.752 10/5:16.9		
3. 1/26.145 12/5:12.6	4/27.324 11/5:09.6	7/31.342 10/5:17.2	3/26.035 11/5:09.5	8/31.605 10/5:22.2	2/26.015 12/5:14.5	5/29.348 11/5:24.1	6/29.104 10/5:08.2		
4. 1/25.312 12/5:10.3	3/26.986 11/5:06.4	7/27.330 10/5:06.2	4/27.205 11/5:06.9	8/28.796 10/5:13.6	2/26.545 12/5:15.5	5/29.210 11/5:23.4	6/28.097 10/5:01.4		
5. 1/25.662 12/5:09.8	4/27.226 11/5:05.0	7/27.188 11/5:29.3	3/26.379 11/5:03.6	8/29.283 10/5:09.5	2/25.371 12/5:13.3	5/28.609 11/5:21.7	6/27.151 11/5:25.0		
6. 1/25.398 12/5:09.0	4/30.634 11/5:10.3	6/26.162 11/5:22.3	3/28.017 11/5:04.3	8/38.146 10/5:21.5	2/25.838 12/5:12.7	5/27.967 11/5:19.3	7/31.411 11/5:28.4		
7. 1/26.554 12/5:10.4	4/27.912 11/5:09.9	5/27.057 11/5:18.8	3/25.958 11/5:01.6	8/30.276 10/5:18.8	2/28.674 12/5:17.2	7/33.113 11/5:25.7	6/27.885 11/5:25.3		
8. 1/26.225 12/5:10.9	4/27.136 11/5:08.4	5/26.524 11/5:15.4	3/26.600 11/5:00.5	8/29.193 10/5:15.4	2/26.000 12/5:16.5	7/30.058 11/5:26.3	6/27.492 11/5:22.4		
9. 1/25.620 12/5:10.5	5/36.153 11/5:18.3	4/27.253 11/5:13.7	3/26.554 12/5:26.8	8/34.199 10/5:18.4	2/27.382 12/5:17.9	6/29.134 11/5:25.7	7/32.932 11/5:26.8		
10. 1/25.903 12/5:10.5	5/28.023 11/5:17.3	4/28.015 11/5:13.1	3/27.379 12/5:27.0	8/37.825 10/5:24.3	2/27.596 12/5:19.2	6/27.608 11/5:23.5	7/28.629 11/5:25.6		
11. 1/25.870 12/5:10.5	5/27.860 11/5:16.3	4/26.882 11/5:11.5	3/27.062 12/5:26.8		2/26.985 12/5:19.6	6/27.949 11/5:22.0	7/31.834 11/5:27.9		
12. 1/25.880 12/5:10.5			3/26.454 12/5:26.0		2/27.469 12/5:20.5				

Top Qualifiers	Qual#	Laps	Race Time (Difference)	Round	Race	Pos in Race	Fast Lap
Perez, Luis	1	12	5:10.574	1	13	1	25.312
Torres, Yamig	2	12	5:15.195 4.621	1	12	1	25.439
Kranz, Jeff	3	12	5:20.497 5.302	1	13	2	25.371
Carlson, Glenn	4	12	5:26.035 5.538	1	13	3	25.958
Montiel, Christian	5	11	5:08.925	1	12	2	26.765
Rodriguez, Felipe	6	11	5:11.586 2.661	1	13	4	26.162
Gonzalez, Gabe	7	11	5:16.380 4.794	1	13	5	26.986
Zambrana, Jamie	8	11	5:22.058 5.678	1	13	6	27.608
Espinosa, Jack	9	11	5:27.912 5.854	1	13	7	27.151
Iler, Jessica	10	10	5:00.962	1	12	3	27.208

South Florida Off Road Championship Series Round 2

Ser#42318

Timing and Scoring by www.RCScorePro.com

Sponsor	Driver Name	Car	Pos	Laps	Race Time	Behind	Fast Lap	Average Top 5	Top 10	Top 15	Q#
	Intravia, Chris	1	1	12	5:05.979		24.767	25.073	25.366		1
	Janos `Lazi` Lazar	3	2	12	5:09.967	3.988	24.798	25.010	25.397		2
	Schaefer, Chris	8	3	12	5:22.227	16.248	25.596	26.093	26.544		6
	Bickel, Kevin	5	4	11	5:00.573		26.652	26.801	27.152		8
	Desiderio, Franco	7	5	11	5:08.065	7.492	26.977	27.149	27.762		9
	Betancur, Juan	4	6	10	5:04.796		27.766	28.638	30.480		18
	Fabiani, Massimo	6	7	10	5:09.077	4.281	28.078	28.825	30.908		20
	Hold, Brett	2	8	9	5:03.454		30.316	31.427			23

Car#	1	2	3	4	5	6	7	8	9	10
	Intravia	Hold	Janos `Lazi` Lazar	Betancur	Bickel	Fabiani	Desiderio	Schaefer		
1.	1/24.767 13/5:22.0	6/30.316 10/5:03.1	2/24.798 13/5:22.4	8/31.116 10/5:11.1	3/26.652 12/5:19.7	5/28.909 11/5:18.0	7/30.443 10/5:04.4	4/28.135 11/5:09.5		
2.	2/25.466 12/5:01.3	8/32.865 10/5:15.8	1/25.431 12/5:01.3	7/31.979 10/5:15.4	4/27.985 11/5:00.5	6/31.409 10/5:01.6	5/27.598 11/5:19.2	3/25.596 12/5:22.3		
3.	2/25.026 12/5:01.0	8/31.234 10/5:14.6	1/24.915 12/5:00.5	7/28.910 10/5:06.6	4/27.429 11/5:00.9	6/28.136 11/5:24.3	5/27.179 11/5:12.4	3/27.394 12/5:24.4		
4.	1/24.870 12/5:00.3	8/32.513 10/5:17.3	2/26.238 12/5:04.1	6/28.174 10/5:00.4	4/26.835 12/5:26.7	7/34.954 10/5:08.5	5/26.977 11/5:08.5	3/26.949 12/5:24.2		
5.	1/26.109 12/5:02.9	8/39.307 10/5:32.4	2/26.610 12/5:07.1	6/27.766 11/5:25.4	4/26.782 12/5:25.6	7/35.889 10/5:18.6	5/27.747 11/5:07.8	3/26.297 12/5:22.4		
6.	1/25.634 12/5:03.7	8/37.172 9/5:05.1	2/25.134 12/5:06.2	6/32.164 10/5:00.1	4/27.668 12/5:26.6	7/32.456 10/5:19.5	5/27.393 11/5:06.7	3/26.731 12/5:22.1		
7.	1/25.754 12/5:04.5	8/31.456 9/5:01.9	2/25.193 12/5:05.6	6/32.334 10/5:03.4	4/26.667 12/5:25.7	7/29.881 10/5:16.6	5/27.185 11/5:05.6	3/27.271 12/5:22.9		
8.	1/25.366 12/5:04.4	8/31.614 10/5:33.1	2/25.012 12/5:04.9	6/28.846 10/5:01.6	4/29.051 11/5:01.2	7/29.121 10/5:13.4	5/27.011 11/5:04.6	3/25.967 12/5:21.5		
9.	1/25.941 12/5:05.2	8/36.977 9/5:03.4	2/26.121 12/5:05.9	6/34.014 10/5:05.8	4/27.115 11/5:00.8	7/28.078 10/5:09.8	5/27.504 11/5:04.3	3/26.031 12/5:20.4		
10.	1/25.337 12/5:05.1		2/25.727 12/5:06.2	6/29.493 10/5:04.8	4/27.069 11/5:00.5	7/30.244 10/5:09.0	5/30.437 11/5:07.4	3/26.572 12/5:20.3		
11.	1/25.502 12/5:05.2		2/25.403 12/5:06.0		4/27.320 11/5:00.5		5/28.591 11/5:08.0	3/28.649 12/5:22.4		
12.	1/26.207 12/5:05.9		2/29.385 12/5:09.9					3/26.635 12/5:22.2		

Top Qualifiers	Qual#	Laps	Race Time (Difference)	Round	Race	Pos in Race	Fast Lap
Intravia, Chris	1	12	5:05.979	1	14	1	24.767
Janos `Lazi` Lazar	2	12	5:09.967 3.988	1	14	2	24.798
Perez, Luis	3	12	5:10.574 0.607	1	13	1	25.312
Torres, Yamig	4	12	5:15.195 4.621	1	12	1	25.439
Kranz, Jeff	5	12	5:20.497 5.302	1	13	2	25.371
Schaefer, Chris	6	12	5:22.227 1.730	1	14	3	25.596
Carlson, Glenn	7	12	5:26.035 3.808	1	13	3	25.958
Bickel, Kevin	8	11	5:00.573	1	14	4	26.652
Desiderio, Franco	9	11	5:08.065 7.492	1	14	5	26.977
Montiel, Christian	10	11	5:08.925 0.860	1	12	2	26.765

2wd Stock

Top Qualifier is Everett, Erik 10/5:05.543 (Rnd 1)

Round 2

1

South Florida Off Road Championship Series Round 2

Ser#42318

Timing and Scoring by www.RCScorePro.com

Sponsor	Driver Name	Car	Pos	Laps	Race Time	Behind	Fast Lap	Average Top 5	Top 10	Top 15	Q#
	Borkowicz, Dan	6	1	11	5:16.543		27.765	28.076	28.660		1
	Record, Corey	10	2	11	5:19.539	2.996	27.081	27.716	28.381		2
	Carlson, Glenn	4	3	11	5:23.691	7.148	27.451	27.719	28.854		3
	Kranz, Jeff	1	4	10	5:04.067		28.027	28.299	30.407		4
	Iler, David	11	5	10	5:14.395	10.328	29.024	29.636	31.440		7
	Romani, Ron	2	6	10	5:20.306	16.239	28.741	29.598	32.031		9
	Davis, Bill	9	7	9	5:10.169		28.986	30.901			11
	Honcho, Mke	5	8	9	5:31.641	21.472	32.049	34.339			15
	Cooper, Jared	7	9	9	5:38.625	28.456	31.446	34.039			16
	Friend, Joshua	8	10	2	1:40.040		45.001				20
	Everett, Erik	3	11	0							

Car#	1	2	3	4	5	6	7	8	9	10
	Kranz	Romani	Everett	Carlson	Honcho	Borkowicz	Cooper	Friend	Davis	Record
1.	5/30.169 10/5:01.7	7/37.910 8/5:03.2		4/29.951 11/5:29.4	8/38.730 8/5:09.8	3/29.633 11/5:25.9	10/47.160 7/5:30.1	9/45.001 7/5:15.0	2/28.986 11/5:18.8	1/27.669 11/5:04.3
2.	7/36.816 9/5:01.4	6/28.741 10/5:33.2		2/28.608 11/5:22.0	8/33.609 9/5:25.5	3/29.406 11/5:24.7	9/37.739 8/5:39.6	10/55.039 6/5:00.1	4/31.300 10/5:01.4	1/29.043 11/5:11.9
3.	4/28.286 10/5:17.5	6/29.922 10/5:21.8		3/35.147 10/5:12.3	8/38.777 9/5:33.3	2/28.169 11/5:19.7	9/37.275 8/5:25.7		7/46.381 9/5:20.0	1/28.340 11/5:11.8
4.	4/28.468 10/5:09.3	6/30.449 10/5:17.5		3/27.956 10/5:04.1	8/40.606 8/5:03.4	2/29.240 11/5:20.2	9/32.841 8/5:10.0		7/42.502 9/5:35.6	1/28.905 11/5:13.3
5.	3/30.888 10/5:09.2	5/30.051 10/5:14.1		4/34.866 10/5:13.0	8/37.946 8/5:03.4	2/28.732 11/5:19.3	9/41.434 8/5:14.3		7/30.661 9/5:23.6	1/28.374 11/5:13.1
6.	4/31.660 10/5:10.4	6/33.432 10/5:17.5		3/27.713 10/5:07.0	8/35.961 8/5:00.8	2/27.953 11/5:17.4	9/36.200 8/5:10.1		7/32.211 9/5:18.0	1/29.330 11/5:14.7
7.	4/28.164 10/5:06.3	6/35.385 10/5:22.6		3/27.621 10/5:02.6	8/32.049 9/5:31.3	2/28.506 11/5:16.8	9/32.431 8/5:02.9		7/33.577 9/5:15.7	1/27.081 11/5:12.3
8.	4/28.548 10/5:03.7	5/28.941 10/5:18.5		3/28.064 11/5:29.9	9/41.835 9/5:36.9	2/29.938 11/5:18.4	8/31.446 9/5:33.5		7/31.349 9/5:11.5	1/29.573 11/5:13.9
9.	4/28.027 10/5:01.1	6/30.336 10/5:16.8		3/27.853 11/5:27.2	8/32.128 9/5:31.6	1/29.215 11/5:18.7	9/42.099 8/5:00.9		7/33.202 9/5:10.1	2/35.733 11/5:22.7
10.	4/33.041 10/5:04.0	6/35.139 10/5:20.3		3/28.461 11/5:25.8		1/27.765 11/5:17.4				2/28.266 11/5:21.5
11.				3/27.451 11/5:23.6		1/27.986 11/5:16.5				2/27.225 11/5:19.5

Car#	11	12	13	14	15	16	17	18	19	20
	Iler									
1.	6/32.762 10/5:27.5									
2.	5/33.481 10/5:31.1									
3.	5/30.281 10/5:21.7									
4.	5/29.365 10/5:14.7									
5.	6/31.601 10/5:14.9									
6.	5/30.029 10/5:12.5									
7.	5/36.821 10/5:20.4									
8.	6/31.552 10/5:19.8									
9.	5/29.024 10/5:16.5									
10.	5/29.479 10/5:14.3									
11.										

Top Qualifiers	Qual#	Laps	Race Time (Difference)	Round	Race	Pos in Race	Fast Lap
Borkowicz, Dan	1	11	5:16.543	2	1	1	27.765
Record, Corey	2	11	5:19.539 2.996	2	1	2	27.081

Carlson, Glenn	3	11	5:23.691	4.152	2	1	3	27.451
Kranz, Jeff	4	10	5:04.067		2	1	4	28.027
Everett, Erik	5	10	5:05.543	1.476	1	1	1	29.267
Díaz, Reuben	6	10	5:10.068	4.525	1	2	1	29.583
Iler, David	7	10	5:14.395	4.327	2	1	5	29.024
Allen, Tom	8	10	5:15.376	0.981	1	2	2	29.891
Romani, Ron	9	10	5:20.306	4.930	2	1	6	28.741
Bickel, Kevin	10	10	5:22.923	2.617	1	2	3	30.227



South Florida Off Road Championship Series Round 2

Ser#42318

Timing and Scoring by www.RCScorePro.com

Sponsor	Driver Name	Car	Pos	Laps	Race Time	Behind	Fast Lap	Average Top 5	Top 10	Top 15	Q#
	Diaz, Reuben	1	1	11	5:16.074		27.273	27.966	28.472		1
	Allen, Tom	4	2	11	5:26.172	10.098	27.968	28.437	28.967		5
	Bickel, Kevin	3	3	11	5:27.502	11.428	27.837	28.073	29.366		6
	Richeson, Josh	6	4	10	5:17.999		29.758	30.347	31.800		10
	Lee, Pak	2	5	10	5:28.068	10.069	30.471	31.106	32.807		12
	OConnell, Denis	10	6	10	5:28.587	10.588	29.779	30.876	32.859		13
	Chavez, Daniel	11	7	9	5:09.336		29.729	31.139			15
	Blankenbicker, Patrick	5	8	9	5:32.310	22.974	30.421	33.774			17
	Serio, Phil	7	9	8	5:08.827		34.309	35.836			19
	Friend, Zachary	8	10	7	5:27.740		41.751	45.033			20
	Hold, Kiarra	9	11	1	1:01.247		61.247				22

Car#	1	2	3	4	5	6	7	8	9	10
	Diaz	Lee	Bickel	Allen	Blankenbicker	Richeson	Serio	Friend	Hold	OConnell
1.	1/27.750 11/5:05.2	7/33.688 9/5:03.2	3/28.444 11/5:12.8	2/27.968 11/5:07.6	8/38.357 8/5:06.8	4/32.407 10/5:24.0	9/42.536 8/5:40.3	10/45.459 7/5:18.2	11/61.247 5/5:06.2	5/33.293 10/5:32.8
2.	1/28.554 11/5:09.6	7/30.662 10/5:21.7	2/28.428 11/5:12.7	3/28.937 11/5:13.0	8/30.421 9/5:09.5	4/29.758 10/5:10.7	9/42.026 8/5:38.2	10/47.970 7/5:27.0		6/30.718 10/5:20.0
3.	3/29.391 11/5:14.1	7/34.220 10/5:28.5	1/28.232 11/5:12.0	2/28.408 11/5:12.8	8/43.994 8/5:00.7	6/35.593 10/5:25.8	9/35.598 8/5:20.4	10/51.857 7/5:39.0		5/31.138 10/5:17.1
4.	1/27.273 11/5:10.6	4/30.775 10/5:23.3	2/27.892 11/5:10.7	3/30.377 11/5:18.1	8/41.611 8/5:08.7	5/32.218 10/5:24.9	9/45.087 8/5:30.5	10/44.052 7/5:31.3		6/37.000 10/5:30.3
5.	2/28.771 11/5:11.8	5/32.398 10/5:23.4	1/28.305 11/5:10.8	3/28.950 11/5:18.2	8/32.954 9/5:37.2	4/30.653 10/5:21.2	9/34.309 8/5:19.2	10/50.716 7/5:36.0		6/36.321 9/5:03.2
6.	2/31.358 11/5:17.3	5/36.450 10/5:30.3	1/31.580 11/5:16.9	3/29.657 11/5:19.5	8/33.447 9/5:31.1	4/30.120 10/5:17.9	9/37.928 8/5:16.6	10/45.935 7/5:33.6		6/35.010 9/5:05.2
7.	1/28.150 11/5:16.2	5/34.853 10/5:32.9	3/32.789 11/5:23.1	2/29.562 11/5:20.3	8/39.480 9/5:34.6	4/34.563 10/5:21.8	9/36.181 8/5:12.7	10/41.751 7/5:27.7		6/32.582 9/5:03.5
8.	1/29.008 11/5:16.5	6/33.326 10/5:32.9	2/33.840 11/5:29.3	3/36.504 10/5:00.4	8/38.176 9/5:35.7	4/30.252 10/5:19.4	9/35.162 8/5:08.8			5/29.779 10/5:32.2
9.	1/28.594 11/5:16.3	5/30.471 10/5:29.8	2/27.837 11/5:26.7	3/28.746 11/5:28.9	8/33.870 9/5:32.3	4/31.481 10/5:18.9				6/32.287 10/5:31.2
10.	1/29.122 11/5:16.7	5/31.225 10/5:28.0	2/28.098 11/5:24.9	3/28.900 11/5:27.8		4/30.954 10/5:18.0				6/30.459 10/5:28.5
11.	1/28.103 11/5:16.0		3/32.057 11/5:27.5	2/28.163 11/5:26.1						

Car#	11	12	13	14	15	16	17	18	19	20
	Chavez									
1.	6/33.525 9/5:01.6									
2.	5/29.729 10/5:16.2									
3.	4/31.648 10/5:16.3									
4.	7/41.373 9/5:06.6									
5.	7/38.684 9/5:14.9									
6.	7/36.210 9/5:16.7									
7.	7/30.948 9/5:11.2									
8.	7/37.372 9/5:14.4									
9.	7/29.847 9/5:09.3									
10.										
11.										

	Top Qualifiers	Qual#	Laps	Race Time (Difference)	Round	Race	Pos in Race	Fast Lap
	Diaz, Reuben	1	11	5:16.074	2	2	1	27.273
	Borkowicz, Dan	2	11	5:16.543 0.469	2	1	1	27.765

Record, Corey	3	11	5:19.539	2.996	2	1	2	27.081
Carlson, Glenn	4	11	5:23.691	4.152	2	1	3	27.451
Allen, Tom	5	11	5:26.172	2.481	2	2	2	27.968
Bickel, Kevin	6	11	5:27.502	1.330	2	2	3	27.837
Kranz, Jeff	7	10	5:04.067		2	1	4	28.027
Everett, Erik	8	10	5:05.543	1.476	1	1	1	29.267
Iler, David	9	10	5:14.395	8.852	2	1	5	29.024
Richeson, Josh	10	10	5:17.999	3.604	2	2	4	29.758

Car# 11 12 13 14 15 16 17 18 19 20
Kranz

12.

<u>Top Qualifiers</u>	<u>Qual#</u>	<u>Laps</u>	<u>Race Time (Difference)</u>		<u>Round</u>	<u>Race</u>	<u>Pos in Race</u>	<u>Fast Lap</u>
Applegate, Mike	1	12	5:27.691		2	3	1	25.733
Dominguez, Dave	2	11	5:05.457		2	3	2	26.665
Record, Corey	3	11	5:08.389	2.932	2	3	3	27.011
Lopez, Jader	4	11	5:09.524	1.135	1	4	1	26.830
Fales, Justin	5	11	5:10.521	0.997	1	4	2	27.031
Neddeff, Matt	6	11	5:10.617	0.096	2	3	4	27.179
Taylor, Dan	7	11	5:16.021	5.404	2	3	5	26.816
Hazbun, Richard	8	11	5:17.046	1.025	1	4	3	27.971
Montiel, Christian	9	11	5:17.164	0.118	2	3	6	27.891
Borkowicz, Daimon	10	11	5:19.125	1.961	1	4	4	28.181

Car# 11 12 13 14 15 16 17 18 19 20

Lopez Hazbun

11.	1/25.915 12/5:16.0	5/28.220 11/5:05.1							
12.	1/26.778 12/5:16.5								

<u>Top Qualifiers</u>		<u>Qual#</u>	<u>Laps</u>	<u>Race Time (Difference)</u>		<u>Round</u>	<u>Race</u>	<u>Pos in Race</u>	<u>Fast Lap</u>
	Lopez, Jader	1	12	5:16.525		2	4	1	25.838
	Borkowicz, Daimon	2	12	5:20.368	3.843	2	4	2	25.653
	Fales, Justin	3	12	5:20.707	0.339	2	4	3	25.478
	Applegate, Mike	4	12	5:27.691	6.984	2	3	1	25.733
	Janos `Lazi` Lazar	5	11	5:05.064		2	4	4	25.911
	Hazbun, Richard	6	11	5:05.177	0.113	2	4	5	26.777
	Dominguez, Dave	7	11	5:05.457	0.280	2	3	2	26.665
	Record, Corey	8	11	5:08.389	2.932	2	3	3	27.011
	Neddeff, Matt	9	11	5:10.617	2.228	2	3	4	27.179
	Gatenby, Riker	10	11	5:13.324	2.707	2	4	6	26.763

Car# 11 12 13 14 15 16 17 18 19 20
Davis

12.

<u>Top Qualifiers</u>	<u>Qual#</u>	<u>Laps</u>	<u>Race Time (Difference)</u>		<u>Round</u>	<u>Race</u>	<u>Pos in Race</u>	<u>Fast Lap</u>
Borkowicz, Daimon	1	12	5:24.917		2	5	1	26.052
Applegate, Mike	2	11	5:07.019		2	5	2	26.674
Taylor, Dan	3	11	5:11.262	4.243	2	5	3	27.462
Borkowicz, Dan	4	11	5:11.395	0.133	2	5	4	27.138
Everett, Erik	5	11	5:15.538	4.143	2	5	5	27.532
Record, Corey	6	10	5:02.637		1	5	3	28.595
Kranz, Jeff	7	10	5:04.426	1.789	2	5	6	27.746
Davis, Bill	8	10	5:12.263	7.837	1	5	4	29.142
Montiel, Christian	9	10	5:22.062	9.799	1	5	6	31.011
Carlson, Glenn	10	9	5:24.754		1	5	8	31.636

Top Qualifier is Lopez, Jader 12/5: 04.600 (Rnd 1)



South Florida Off Road Championship Series Round 2

Ser#42318

Timing and Scoring by www.RCScoringPro.com

Sponsor	Driver Name	Car	Pos	Laps	Race Time	Behind	Fast Lap	Average Top 5	Top 10	Top 15	Q#
	Gatenby, Riker	7	1	12	5:03.949		24.507	24.649	25.073		1
	Intravia, Chris	8	2	12	5:08.189	4.240	24.771	25.040	25.275		3
	Neddeff, Matt	1	3	11	5:06.612		26.343	26.665	27.588		10
	Hold, Brett	6	4	11	5:27.081	20.469	27.095	27.879	29.260		14
	Hercules, Robert	3	5	11	5:27.123	20.511	26.677	28.286	29.399		15
	Mato, Jose	5	6	10	5:11.079		28.589	29.487	31.108		20
	Phillipps, Brian	4	7	9	5:31.516		29.138	31.974			18
	Lee, Pak	2	8	5	2:50.310		28.093	34.062			22

Car#	1	2	3	4	5	6	7	8	9	10
	Neddeff	Lee	Hercules	Phillipps	Mato	Hold	Gatenby	Intravia		
1.	2/28.029 11/5:08.3	8/46.420 7/5:24.9	6/29.750 11/5:27.2	3/29.138 11/5:20.5	4/29.388 11/5:23.2	7/30.790 10/5:07.8	1/26.404 12/5:16.7	5/29.402 11/5:23.3		
2.	4/30.730 11/5:23.1	8/33.000 8/5:17.6	3/28.673 11/5:21.3	7/45.799 9/5:37.2	5/31.836 10/5:06.1	6/34.483 10/5:26.3	1/25.722 12/5:12.7	2/25.871 11/5:03.9		
3.	3/26.978 11/5:14.3	8/30.930 9/5:31.0	4/30.088 11/5:24.5	7/33.326 9/5:24.7	6/36.644 10/5:26.2	5/28.934 10/5:14.0	1/25.140 12/5:09.0	2/25.514 12/5:23.1		
4.	3/26.719 11/5:09.2	8/31.867 9/5:19.9	4/32.521 10/5:02.5	7/31.853 9/5:15.2	6/29.924 10/5:19.4	5/28.723 10/5:07.3	1/24.533 12/5:05.3	2/25.184 12/5:17.9		
5.	3/27.945 11/5:08.8	7/28.093 9/5:06.5	4/29.076 10/5:00.2	8/55.954 8/5:13.7	5/28.589 10/5:12.7	6/33.542 10/5:12.9	1/25.103 12/5:04.5	2/24.771 12/5:13.7		
6.	3/26.819 11/5:06.5		4/28.958 11/5:28.2	7/36.164 8/5:09.6	6/30.519 10/5:11.5	5/28.323 10/5:07.9	1/25.875 12/5:05.5	2/25.084 12/5:11.6		
7.	3/29.753 11/5:09.5		4/31.119 10/5:00.2	7/33.337 8/5:03.5	6/31.293 10/5:11.6	5/30.663 10/5:07.8	1/24.808 12/5:04.4	2/26.039 12/5:11.7		
8.	3/26.343 11/5:07.0		4/29.069 11/5:28.9	7/32.217 9/5:35.0	6/29.896 10/5:10.1	5/27.921 10/5:04.2	1/24.507 12/5:03.1	2/25.046 12/5:10.3		
9.	3/29.292 11/5:08.7		5/33.138 10/5:02.6	7/33.728 9/5:31.5	6/29.636 10/5:08.5	4/27.095 10/5:00.5	1/25.648 12/5:03.6	2/25.127 12/5:09.3		
10.	3/26.467 11/5:06.9		4/26.677 11/5:28.9		6/33.354 10/5:11.0	5/29.275 11/5:29.7	1/24.593 12/5:02.7	2/25.174 12/5:08.6		
11.	3/27.537 11/5:06.6		5/28.054 11/5:27.1			4/27.332 11/5:27.0	1/26.810 12/5:04.5	2/25.651 12/5:08.5		
12.							1/24.806 12/5:03.9	2/25.326 12/5:08.1		

Top Qualifiers	Qual#	Laps	Race Time (Difference)	Round	Race	Pos in Race	Fast Lap
Gatenby, Riker	1	12	5:03.949	2	6	1	24.507
Lopez, Jader	2	12	5:04.600 0.651	1	7	1	24.823
Intravia, Chris	3	12	5:08.189 3.589	2	6	2	24.771
Collins, Bart	4	12	5:09.791 1.602	1	7	2	24.763
Borkowicz, Daimon	5	12	5:10.659 0.868	1	8	1	24.793
Fales, Justin	6	12	5:18.165 7.506	1	8	2	24.611
Hazbun, Sebastian	7	12	5:18.244 0.079	1	8	3	25.139
Janos `Lazi` Lazar	8	12	5:22.796 4.552	1	8	4	24.887
Montiel, Christian	9	11	5:02.223	1	7	3	26.457
Neddeff, Matt	10	11	5:06.612 4.389	2	6	3	26.343

Top Qualifier is Gatenby, Riker 12/5:03.949 (Rnd 2)



South Florida Off Road Championship Series Round 2

Ser#42318

Timing and Scoring by www.RCScoringPro.com

Sponsor	Driver Name	Car	Pos	Laps	Race Time	Behind	Fast Lap	Average Top 5	Top 10	Top 15	Q#
	Lopez, Jader	8	1	13	5:22.856		23.789	24.139	24.527		1
	Collins, Bart	4	2	12	5:21.658		23.570	24.178	24.582		4
	Phillipps, Kyle	3	3	12	5:25.727	4.069	26.036	26.301	26.717		9
	Carlson, Glenn	2	4	11	5:04.677		25.490	25.947	27.353		11
	Montiel, Christian	7	5	11	5:06.662	1.985	26.169	26.365	27.605		10
	Hutton, Jonathan	6	6	11	5:16.171	11.494	26.493	27.000	28.382		14
	Rodriguez, Fred	5	7	10	5:28.280		28.834	30.126	32.828		21
	Taylor, Dan	1	8	0							

Car# 1	2	3	4	5	6	7	8	9	10
Taylor	Carlson	Phillipps	Collins	Rodriguez	Hutton	Montiel	Lopez		
1.	5/28.848 11/5:17.3	4/27.866 11/5:06.5	1/24.379 13/5:16.9	6/30.224 10/5:02.1	7/32.353 10/5:23.5	3/27.494 11/5:02.3	2/24.698 13/5:21.0		
2.	5/29.288 11/5:19.7	4/26.467 12/5:25.9	1/24.877 13/5:20.1	6/32.390 10/5:13.0	7/32.009 10/5:21.8	3/26.434 12/5:23.5	2/25.290 13/5:24.9		
3.	5/29.591 11/5:21.6	3/28.074 11/5:02.1	1/25.081 13/5:22.1	6/29.019 10/5:05.4	7/30.161 10/5:15.0	4/29.606 11/5:06.2	2/27.019 12/5:08.0		
4.	5/27.755 11/5:17.5	3/26.714 11/5:00.0	1/23.570 13/5:18.2	7/38.610 10/5:25.6	6/29.889 10/5:11.0	4/29.412 11/5:10.6	2/24.870 12/5:05.6		
5.	5/31.145 11/5:22.5	2/26.317 12/5:25.0	3/41.258 11/5:06.1	7/38.247 9/5:03.2	6/27.397 10/5:03.6	4/26.363 11/5:06.4	1/25.278 12/5:05.1		
6.	4/26.244 11/5:16.9	3/30.270 11/5:03.8	5/34.579 11/5:18.5	7/28.834 10/5:28.8	6/26.493 11/5:26.8	2/26.169 11/5:03.3	1/25.175 12/5:04.6		
7.	4/25.557 11/5:11.8	3/28.289 11/5:04.8	5/25.425 11/5:12.9	7/32.544 10/5:28.3	6/28.206 11/5:24.5	2/26.518 11/5:01.7	1/24.273 12/5:02.7		
8.	5/25.772 11/5:08.2	3/26.394 11/5:03.0	4/24.745 11/5:07.8	7/30.165 10/5:25.0	6/28.554 11/5:23.2	2/27.777 11/5:02.1	1/24.150 12/5:01.1		
9.	5/28.313 11/5:08.6	3/26.541 11/5:01.8	4/24.568 11/5:03.6	7/33.382 10/5:26.0	6/27.329 11/5:20.6	2/26.339 11/5:00.8	1/23.977 13/5:24.6		
10.	5/25.490 11/5:05.8	3/26.036 11/5:00.2	2/23.922 12/5:26.8	7/34.865 10/5:28.2	6/26.840 11/5:18.1	4/30.609 11/5:04.3	1/24.507 13/5:24.0		
11.	4/26.674 11/5:04.6	3/26.320 12/5:26.4	2/24.804 12/5:24.2		6/26.940 11/5:16.1	5/29.941 11/5:06.6	1/25.057 13/5:24.1		
12.		3/26.439 12/5:25.7	2/24.450 12/5:21.6				1/24.773 13/5:23.9		
13.							1/23.789 13/5:22.8		

Top Qualifiers	Qual#	Laps	Race Time (Difference)	Round	Race	Pos in Race	Fast Lap
Lopez, Jader	1	13	5:22.856	2	7	1	23.789
Gatenby, Riker	2	12	5:03.949	2	6	1	24.507
Intravia, Chris	3	12	5:08.189	4.240	2	6	24.771
Collins, Bart	4	12	5:09.791	1.602	1	7	24.763
Borkowicz, Daimon	5	12	5:10.659	0.868	1	8	24.793
Fales, Justin	6	12	5:18.165	7.506	1	8	24.611
Hazbun, Sebastian	7	12	5:18.244	0.079	1	8	25.139
Janos `Lazi` Lazar	8	12	5:22.796	4.552	1	8	24.887
Phillipps, Kyle	9	12	5:25.727	2.931	2	7	26.036
Montiel, Christian	10	11	5:02.223		1	7	26.457

Top Qualifier is Lopez, Jader 13/5: 22.856 (Rnd 2)



South Florida Off Road Championship Series Round 2

Ser#42318

Timing and Scoring by www.RCScoringPro.com

Sponsor	Driver Name	Car	Pos	Laps	Race Time	Behind	Fast Lap	Average Top 5	Top 10	Top 15	Q#
	Borkowicz, Daimon	3	1	13	5:23.019		24.099	24.217	24.518		2
	Fales, Justin	8	2	12	5:00.385		24.078	24.294	24.543		3
	Hazbun, Sebastian	1	3	12	5:07.298	6.913	24.203	24.592	25.021		5
	Janos `Lazi` Lazar	5	4	12	5:10.333	9.948	24.716	25.130	25.435		8
	Record, Corey	7	5	12	5:22.411	22.026	24.778	25.505	26.337		9
	Gonzalez, Gabe	2	6	11	5:26.176		26.879	27.442	28.245		15
	Romani, Ron	6	7	10	4:47.631		26.769	27.443	28.763		18
	Blankenbicker, Patrick	4	8	4	2:24.155		30.479				23

Car#	1	2	3	4	5	6	7	8	9	10
	Hazbun	Gonzalez	Borkowicz	Blankenbicker	Janos `Lazi` Lazar	Romani	Record	Fales		
1.	3/24.963 13/5:24.4	6/26.879 12/5:22.5	1/24.099 13/5:13.3	8/30.479 10/5:04.8	4/25.427 12/5:05.1	7/28.077 11/5:08.8	5/26.562 12/5:18.7	2/24.168 13/5:14.2		
2.	4/26.673 12/5:09.8	5/28.817 11/5:06.3	1/24.852 13/5:18.1	8/43.496 9/5:32.8	3/25.098 12/5:03.1	6/27.913 11/5:07.9	7/30.438 11/5:13.5	2/25.634 13/5:23.6		
3.	4/25.158 12/5:07.1	7/43.725 10/5:31.3	1/24.237 13/5:17.1	8/36.068 9/5:30.1	3/25.882 12/5:05.6	6/34.877 10/5:02.9	5/25.970 11/5:04.2	2/24.689 13/5:22.7		
4.	3/24.927 12/5:05.1	7/27.289 10/5:16.7	1/24.283 13/5:16.7	8/34.112 9/5:24.3	4/25.680 12/5:06.2	6/28.610 11/5:28.5	5/26.817 11/5:01.9	2/24.199 13/5:20.7		
5.	3/24.626 12/5:03.2	7/29.560 10/5:12.5	1/25.039 13/5:18.5		4/25.844 12/5:07.0	6/29.164 11/5:27.0	5/25.888 12/5:25.6	2/24.625 13/5:20.6		
6.	2/24.203 12/5:01.1	7/28.049 10/5:07.1	1/26.445 13/5:22.7		4/28.084 12/5:12.0	6/28.395 11/5:24.5	5/25.213 12/5:21.7	3/29.325 12/5:05.2		
7.	2/25.703 12/5:02.1	7/27.151 10/5:02.1	1/25.901 13/5:24.7		4/25.131 12/5:10.5	6/27.304 11/5:21.1	5/28.603 12/5:24.8	3/24.776 12/5:04.1		
8.	2/24.803 12/5:01.5	7/28.917 10/5:00.4	1/24.285 13/5:23.6		4/24.716 12/5:08.7	6/27.150 11/5:18.2	5/27.886 12/5:26.0	3/24.434 12/5:02.7		
9.	3/25.729 12/5:02.3	7/28.625 11/5:28.7	1/24.494 13/5:23.0		4/25.445 12/5:08.4	6/26.769 11/5:15.6	5/28.454 11/5:00.4	2/24.078 12/5:01.2		
10.	3/24.403 12/5:01.4	7/29.321 11/5:28.1	1/25.495 13/5:23.8		4/27.895 12/5:11.0	6/29.372 11/5:16.3	5/24.778 12/5:24.7	2/24.592 12/5:00.6		
11.	3/25.693 12/5:02.0	6/27.843 11/5:26.1	1/24.544 13/5:23.4		4/25.854 12/5:10.9		5/26.127 12/5:23.7	2/24.628 12/5:00.1		
12.	3/30.417 12/5:07.3		1/24.181 13/5:22.6		4/25.277 12/5:10.3		5/25.675 12/5:22.4	2/25.237 12/5:00.3		
13.			1/25.164 13/5:23.0							

Top Qualifiers	Qual#	Laps	Race Time (Difference)	Round	Race	Pos in Race	Fast Lap
Lopez, Jader	1	13	5:22.856	2	7	1	23.789
Borkowicz, Daimon	2	13	5:23.019 0.163	2	8	1	24.099
Fales, Justin	3	12	5:00.385	2	8	2	24.078
Gatenby, Riker	4	12	5:03.949 3.564	2	6	1	24.507
Hazbun, Sebastian	5	12	5:07.298 3.349	2	8	3	24.203
Intravia, Chris	6	12	5:08.189 0.891	2	6	2	24.771
Collins, Bart	7	12	5:09.791 1.602	1	7	2	24.763
Janos `Lazi` Lazar	8	12	5:10.333 0.542	2	8	4	24.716
Record, Corey	9	12	5:22.411 12.07	2	8	5	24.778
Phillips, Kyle	10	12	5:25.727 3.316	2	7	3	26.036

Pro 4 Mod

Round 2

Top Qualifier is Paz, Daniel 12/5: 19.708 (Rnd 1)



South Florida Off Road Championship Series Round 2

Ser#42318

Timing and Scoring by www.RCScoringPro.com

Sponsor	Driver Name	Car	Pos	Laps	Race Time	Behind	Fast Lap	Average Top 5	Top 10	Top 15	Q#
	Bickel, Kevin	5	1	11	5:05.038		25.808	26.487	27.432		3
	Record, Jeff	4	2	11	5:19.544	14.506	27.787	28.126	28.811		7
	Iler, Jessica	6	3	11	5:31.835	26.797	28.681	29.166	29.985		9
	Rodriguez, Felipe	7	4	10	5:11.309		26.267	27.178	31.131		8
	Johnston, Richard	8	5	10	5:12.157	0.848	29.932	30.633	31.216		13
	Chavez, Daniel	1	6	10	5:18.059	6.750	27.313	27.983	31.806		11
	Hunt, Aaron	10	7	10	5:36.952	25.643	28.867	30.211	33.695		20
	Perry, Richard	3	8	9	5:26.070		32.645	34.413			23
	Reynolds, AJ	2	9	9	5:31.199	5.129	31.122	33.374			24
	Mato, Jose	9	10	0							

Car#	1	2	3	4	5	6	7	8	9	10
	Chavez	Reynolds	Perry	Record	Bickel	Iler	Rodriguez	Johnston	Mato	Hunt
1.	3/31.112 10/5:11.1	4/31.122 10/5:11.1	7/33.251 10/5:32.5	5/31.431 10/5:14.3	1/28.569 11/5:14.2	2/31.042 10/5:10.3	9/49.471 7/5:46.2	6/33.073 10/5:30.6		8/34.051 9/5:06.4
2.	2/29.115 10/5:01.1	6/32.960 10/5:20.3	8/35.532 9/5:09.5	4/30.827 10/5:11.3	1/26.845 11/5:04.7	3/30.049 10/5:05.4	9/29.199 8/5:14.6	7/31.059 10/5:20.6		5/29.804 10/5:19.3
3.	2/28.604 11/5:25.7	8/38.374 9/5:07.3	7/32.645 9/5:04.2	4/28.176 10/5:01.4	1/26.464 11/5:00.2	3/28.681 11/5:29.1	9/26.267 9/5:14.8	5/29.932 10/5:13.5		6/30.231 10/5:13.6
4.	2/27.450 11/5:19.7	8/39.962 9/5:20.4	7/33.818 9/5:04.3	3/27.787 11/5:25.1	1/27.729 11/5:01.4	4/29.366 11/5:27.6	9/38.584 9/5:22.9	6/31.004 10/5:12.6		5/28.867 10/5:07.3
5.	2/27.313 11/5:15.8	9/45.269 8/5:00.3	7/36.817 9/5:09.7	3/28.650 11/5:23.1	1/30.722 11/5:08.7	4/30.930 10/5:00.1	8/28.835 9/5:10.2	6/30.919 10/5:11.9		5/32.794 10/5:11.5
6.	2/31.695 11/5:21.3	9/40.722 8/5:04.5	8/42.892 9/5:22.4	3/30.064 11/5:24.3	1/27.845 11/5:08.3	4/29.335 11/5:28.9	7/27.698 9/5:00.0	5/30.250 10/5:10.4		6/31.488 10/5:12.0
7.	2/28.962 11/5:20.9	9/36.316 8/5:02.5	8/36.928 9/5:23.8	3/28.015 11/5:22.0	1/26.703 11/5:06.2	4/30.757 10/5:00.2	7/27.545 10/5:25.1	6/32.083 10/5:11.8		5/30.666 10/5:11.2
8.	2/27.585 11/5:18.7	9/33.217 9/5:35.1	8/36.858 9/5:24.8	3/28.505 11/5:20.9	1/28.820 11/5:07.5	4/31.244 10/5:01.7	7/29.328 10/5:21.1	6/31.580 10/5:12.3		5/31.726 10/5:12.0
9.	7/57.202 10/5:21.1	9/33.257 9/5:31.1	8/37.329 9/5:26.0	2/29.116 11/5:20.9	1/26.614 11/5:05.9	3/29.332 10/5:00.8	5/27.456 10/5:15.9	4/31.159 10/5:12.2		6/35.601 10/5:16.9
10.	6/29.021 10/5:18.0			2/28.827 11/5:20.5	1/28.919 11/5:07.1	3/29.118 11/5:29.8	4/26.926 10/5:11.3	5/31.098 10/5:12.1		7/51.724 9/5:03.2
11.				2/28.146 11/5:19.5	1/25.808 11/5:05.0	3/31.981 10/5:01.6				

Top Qualifiers	Qual#	Laps	Race Time (Difference)	Round	Race	Pos in Race	Fast Lap
Paz, Daniel	1	12	5:19.708	1	11	1	25.694
Janos `Lazi` Lazar	2	12	5:23.372 3.664	1	10	1	25.892
Bickel, Kevin	3	11	5:05.038	2	9	1	25.808
Iler, David	4	11	5:10.576 5.538	1	11	2	27.163
Intravia, Chris	5	11	5:14.083 3.507	1	11	3	26.169
Carlson, Glenn	6	11	5:14.997 0.914	1	10	2	26.586
Record, Jeff	7	11	5:19.544 4.547	2	9	2	27.787
Rodriguez, Felipe	8	11	5:22.236 2.692	1	9	1	27.995
Iler, Jessica	9	11	5:31.835 9.599	2	9	3	28.681
Espinosa, Jack	10	10	5:00.422	1	10	3	27.708

Pro 4 Mod

Top Qualifier is Paz, Daniel 12/5: 19.708 (Rnd 1)

Round 2

10

South Florida Off Road Championship Series Round 2

Ser#42318

Timing and Scoring by www.RCScoringPro.com

Sponsor	Driver Name	Car	Pos	Laps	Race Time	Behind	Fast Lap	Average Top 5	Top 10	Top 15	Q#
	Janos `Lazi` Lazar	1	1	12	5:17.049		25.597	25.913	26.184		1
	Carlson, Glenn	2	2	12	5:23.803	6.754	26.162	26.420	26.769		3
	Hutton, Jonathan	7	3	11	5:26.888		28.205	28.415	29.424		9
	Espinosa, Jack	8	4	10	5:00.425		28.015	28.719	30.042		11
	Hercules, Robert	3	5	10	5:08.278	7.853	27.635	28.200	30.828		13
	Blankenbicker, Patrick	6	6	10	5:21.893	21.468	29.589	30.420	32.189		17
	Cooper, Jared	4	7	9	5:11.637		32.061	33.234			21
	Jones, Jeff	5	8	8	5:36.068		35.667	39.054			26
	Reynolds, Ed	9	9	8	5:38.701	2.633	35.139	38.416			27

Car# 1	2	3	4	5	6	7	8	9	10
inos `Lazi` Lazar	Carlson	Hercules	Cooper	Jones	Blankenbicker	Hutton	Espinosa	Reynolds	
1. 4/28.706 11/5:15.8	1/26.923 12/5:23.0	3/28.660 11/5:15.2	7/34.362 9/5:09.2	8/41.293 8/5:30.3	6/31.303 10/5:13.0	5/31.254 10/5:12.5	2/28.502 11/5:13.5	9/55.109 6/5:30.6	
2. 1/26.209 11/5:02.0	2/28.306 11/5:03.7	4/29.735 11/5:21.1	7/33.153 9/5:03.8	8/40.762 8/5:28.2	6/30.312 10/5:08.0	5/28.565 11/5:29.0	3/28.939 11/5:15.9	9/35.139 7/5:15.8	
3. 1/26.495 12/5:25.6	2/26.441 12/5:26.6	3/29.102 11/5:20.8	7/32.061 10/5:31.9	8/35.667 8/5:13.9	6/31.423 10/5:10.1	5/29.686 11/5:28.1	4/30.254 11/5:21.5	9/48.641 7/5:24.0	
4. 1/26.498 12/5:23.7	2/27.283 12/5:26.8	5/31.920 11/5:28.4	7/37.208 9/5:07.7	8/39.253 8/5:13.9	6/30.841 10/5:09.6	4/28.417 11/5:24.2	3/30.070 11/5:23.8	9/39.858 7/5:12.8	
5. 1/25.660 12/5:20.5	2/26.162 12/5:24.2	5/37.514 10/5:13.8	7/35.727 9/5:10.5	8/38.294 8/5:12.4	6/34.173 10/5:16.1	4/32.645 10/5:01.1	3/29.239 11/5:23.3	9/35.646 7/5:00.1	
6. 1/26.354 12/5:19.8	2/26.910 12/5:24.0	5/27.903 10/5:08.0	7/36.841 9/5:14.0	8/48.371 8/5:24.8	6/36.201 10/5:23.7	4/28.492 11/5:28.2	3/28.899 11/5:22.4	9/40.708 8/5:40.1	
7. 1/25.597 12/5:18.0	2/26.450 12/5:23.0	5/27.635 10/5:03.5	7/32.649 9/5:11.1	8/45.609 8/5:30.5	6/30.053 10/5:20.4	3/28.205 11/5:25.6	4/32.170 11/5:26.9	9/42.871 8/5:40.5	
8. 1/26.478 12/5:18.0	2/26.353 12/5:22.2	5/28.472 10/5:01.1	7/33.943 9/5:10.4	8/46.819 8/5:36.0	6/36.300 10/5:25.7	3/28.398 11/5:24.0	4/31.661 11/5:29.6	9/40.729 8/5:38.6	
9. 1/26.501 12/5:18.0	2/26.696 12/5:22.0	4/28.329 11/5:29.1	7/35.693 9/5:11.6		6/31.698 10/5:24.7	3/29.287 11/5:23.8	5/32.676 10/5:02.6		
10. 1/26.062 12/5:17.4	2/27.109 12/5:22.3	5/39.008 10/5:08.2			6/29.589 10/5:21.8	3/32.378 11/5:27.0	4/28.015 10/5:00.4		
11. 1/26.039 12/5:17.0	2/27.807 12/5:23.3					3/29.561 11/5:26.8			
12. 1/26.450 12/5:17.0	2/27.363 12/5:23.8								

Top Qualifiers	Qual#	Laps	Race Time (Difference)	Round	Race	Pos in Race	Fast Lap
Janos `Lazi` Lazar	1	12	5:17.049	2	10	1	25.597
Paz, Daniel	2	12	5:19.708 2.659	1	11	1	25.694
Carlson, Glenn	3	12	5:23.803 4.095	2	10	2	26.162
Bickel, Kevin	4	11	5:05.038	2	9	1	25.808
Iler, David	5	11	5:10.576 5.538	1	11	2	27.163
Intravia, Chris	6	11	5:14.083 3.507	1	11	3	26.169
Record, Jeff	7	11	5:19.544 5.461	2	9	2	27.787
Rodriguez, Felipe	8	11	5:22.236 2.692	1	9	1	27.995
Hutton, Jonathan	9	11	5:26.888 4.652	2	10	3	28.205
Iler, Jessica	10	11	5:31.835 4.947	2	9	3	28.681

Pro 4 Mod

Round 2

Top Qualifier is Janos `Lazi` Lazar 12/5: 17.049 (Rnd 2)

11

South Florida Off Road Championship Series Round 2

Ser#42318

Timing and Scoring by www.RCScoringPro.com

Sponsor	Driver Name	Car	Pos	Laps	Race Time	Behind	Fast Lap	Average Top 5	Top 10	Top 15	Q#
	Paz, Daniel	2	1	12	5:12.341		25.461	25.646	25.883		1
	Iler, David	4	2	11	5:08.601		26.796	27.028	27.694		5
	Intravia, Chris	5	3	11	5:17.021	8.420	25.094	26.285	27.977		6
	Fabiani, Massimo	8	4	11	5:25.426	16.825	27.776	28.019	29.264		9
	OConnell, Denis	9	5	10	5:05.859		28.083	29.009	30.586		14
	Reiman, Wayne	3	6	8	5:14.194		32.517	36.711			25
	Honcho, Mke	6	7	6	3:22.942		29.946	31.903			19
	Lee, Alain	1	8	6	5:07.289	04.347	44.077	49.636			28
	Serio, Phil	7	9	0							

Car#	1	2	3	4	5	6	7	8	9	10
	Lee	Paz	Reiman	Iler	Intravia	Honcho	Serio	Fabiani	OConnell	
1.	8/46.296 7/5:24.0	1/25.500 12/5:06.0	7/36.614 9/5:29.4	3/26.927 12/5:23.1	2/25.944 12/5:11.2	6/35.533 9/5:19.7		4/27.776 11/5:05.5	5/32.026 10/5:20.3	
2.	8/44.077 7/5:16.2	1/26.027 12/5:09.1	7/32.517 9/5:11.0	2/26.796 12/5:22.3	3/30.642 11/5:11.2	6/32.055 9/5:04.1		4/29.388 11/5:14.3	5/29.951 10/5:09.8	
3.	8/53.400 7/5:35.4	1/26.136 12/5:10.6	7/40.650 9/5:29.3	3/29.365 11/5:04.6	2/26.143 11/5:03.3	6/29.950 10/5:25.1		4/27.944 11/5:12.0	5/30.204 10/5:07.2	
4.	8/59.110 6/5:04.3	1/26.694 12/5:13.0	7/34.117 9/5:23.7	3/27.644 11/5:04.5	2/27.854 11/5:04.0	6/32.029 10/5:23.9		4/28.097 11/5:11.3	5/28.967 10/5:02.8	
5.	8/46.493 7/5:49.1	1/25.882 12/5:12.5	7/43.342 9/5:37.0	3/31.664 11/5:13.2	2/27.949 11/5:04.7	6/29.946 10/5:19.0		4/32.787 11/5:21.1	5/34.276 10/5:10.8	
6.	8/57.913 6/5:07.2	1/26.194 12/5:12.8	7/41.499 8/5:04.9	3/26.987 11/5:10.5	2/28.466 11/5:06.1	6/43.429 9/5:04.4		4/28.996 11/5:20.8	5/32.256 10/5:12.8	
7.		1/25.808 12/5:12.4	6/45.800 8/5:13.7	3/28.797 11/5:11.4	2/26.389 11/5:03.8			4/32.565 11/5:26.1	5/28.916 10/5:09.4	
8.		1/26.211 12/5:12.6	6/39.655 8/5:14.1	3/27.323 11/5:10.0	2/31.816 11/5:09.6			4/28.275 11/5:24.2	5/28.083 10/5:05.8	
9.		1/26.033 12/5:12.6		2/27.741 11/5:09.5	3/37.253 11/5:20.7			4/28.005 11/5:22.4	5/32.050 10/5:07.4	
10.		1/25.461 12/5:11.9		2/28.248 11/5:09.6	3/25.094 11/5:16.3			4/31.835 11/5:25.2	5/29.130 10/5:05.8	
11.		1/26.815 12/5:12.8		2/27.109 11/5:08.6	3/29.471 11/5:17.0			4/29.758 11/5:25.4		
12.		1/25.580 12/5:12.3								

Top Qualifiers	Qual#	Laps	Race Time (Difference)	Round	Race	Pos in Race	Fast Lap
Paz, Daniel	1	12	5:12.341	2	11	1	25.461
Janos `Lazi` Lazar	2	12	5:17.049 4.708	2	10	1	25.597
Carlson, Glenn	3	12	5:23.803 6.754	2	10	2	26.162
Bickel, Kevin	4	11	5:05.038	2	9	1	25.808
Iler, David	5	11	5:08.601 3.563	2	11	2	26.796
Intravia, Chris	6	11	5:14.083 5.482	1	11	3	26.169
Record, Jeff	7	11	5:19.544 5.461	2	9	2	27.787
Rodriguez, Felipe	8	11	5:22.236 2.692	1	9	1	27.995
Fabiani, Massimo	9	11	5:25.426 3.190	2	11	4	27.776
Hutton, Jonathan	10	11	5:26.888 1.462	2	10	3	28.205

Top Qualifier is Intravia, Chris 12/5:05.979 (Rnd 1)



South Florida Off Road Championship Series Round 2

Ser#42318

Timing and Scoring by www.RCScoringPro.com

Sponsor	Driver Name	Car	Pos	Laps	Race Time	Behind	Fast Lap	Average Top 5	Top 10	Top 15	Q#
	Torres, Yamig	3	1	13	5:18.344		23.915	24.057	24.329		1
	Montiel, Christian	5	2	12	5:23.414		25.390	25.812	26.399		7
	Lee, Pak	1	3	11	5:09.307		25.807	26.633	27.668		11
	Iler, Jessica	7	4	11	5:16.790	7.483	26.763	27.521	28.546		14
	Hercules, Robert	8	5	11	5:19.884	10.577	27.587	27.764	28.720		15
	Johnston, Richard	2	6	11	5:21.140	11.833	27.128	27.660	28.498		16
	Fales, Justin	6	7	10	4:25.069		24.145	24.385	26.507		19
	Hancock, John	9	8	9	5:02.442		29.999	32.078			23
	Romani, Ron	4	9	0							

Car#	1	2	3	4	5	6	7	8	9	10
	Lee	Johnston	Torres	Romani	Montiel	Fales	Iler	Hercules	Hancock	
1.	3/26.189 12/5:14.2	5/28.022 11/5:08.2	1/24.059 13/5:12.7		4/26.876 12/5:22.5	2/24.771 13/5:22.0	6/29.105 11/5:20.2	7/32.682 10/5:26.8	8/33.119 10/5:31.1	
2.	4/27.089 12/5:19.6	5/27.128 11/5:03.3	1/24.568 13/5:16.0		3/25.988 12/5:17.1	2/24.834 13/5:22.4	6/31.335 10/5:02.1	7/28.770 10/5:07.2	8/32.552 10/5:28.3	
3.	4/28.221 12/5:26.0	5/30.145 11/5:12.7	1/24.857 13/5:18.4		3/25.390 12/5:13.0	2/24.472 13/5:21.0	6/26.763 11/5:19.7	7/28.032 11/5:28.0	8/35.126 9/5:02.4	
4.	4/28.891 11/5:03.5	5/27.624 11/5:10.5	1/23.915 13/5:16.5		3/25.840 12/5:12.2	2/26.517 12/5:01.7	6/28.403 11/5:17.9	7/30.910 10/5:00.9	8/29.999 10/5:27.0	
5.	4/28.127 11/5:04.7	5/28.337 11/5:10.7	1/24.135 13/5:15.9		3/26.033 12/5:12.3	2/28.682 12/5:10.2	6/30.870 11/5:22.2	7/27.620 11/5:25.6	8/37.738 9/5:03.3	
6.	4/32.631 11/5:13.7	7/36.160 11/5:25.2	1/24.325 13/5:16.0		2/26.293 12/5:12.8	3/29.281 12/5:17.1	5/27.069 11/5:18.1	6/27.587 11/5:21.9	8/34.260 9/5:04.1	
7.	4/25.807 11/5:09.4	7/28.931 11/5:24.2	1/25.283 13/5:17.8		3/29.667 12/5:19.0	2/24.148 12/5:13.1	5/28.027 11/5:16.7	6/27.710 11/5:19.4	8/31.604 9/5:01.3	
8.	4/26.944 11/5:07.8	6/27.648 11/5:21.7	1/24.578 13/5:18.0		3/29.756 12/5:23.7	2/24.145 12/5:10.2	5/30.240 11/5:18.7	7/31.819 11/5:23.3	8/34.930 9/5:02.9	
9.	4/27.989 11/5:07.8	6/27.877 11/5:20.0	1/24.004 13/5:17.3		3/28.620 12/5:25.9	2/33.830 12/5:20.9	5/29.233 11/5:19.0	7/27.873 11/5:21.4	8/33.114 9/5:02.4	
10.	4/30.281 11/5:10.3	7/30.145 11/5:21.2	1/24.915 13/5:18.0		3/25.877 12/5:24.4	2/24.389 12/5:18.0	5/27.974 11/5:17.9	6/28.795 11/5:20.9		
11.	3/27.138 11/5:09.3	6/29.123 11/5:21.1	1/24.677 13/5:18.2		2/27.111 12/5:24.4		4/27.771 11/5:16.7	5/28.086 11/5:19.8		
12.			1/24.173 13/5:17.9		2/25.963 12/5:23.4					
13.			1/24.855 13/5:18.3							

Top Qualifiers	Qual#	Laps	Race Time (Difference)	Round	Race	Pos in Race	Fast Lap
Torres, Yamig	1	13	5:18.344	2	12	1	23.915
Intravia, Chris	2	12	5:05.979	1	14	1	24.767
Janos `Lazi` Lazar	3	12	5:09.967 3.988	1	14	2	24.798
Perez, Luis	4	12	5:10.574 0.607	1	13	1	25.312
Kranz, Jeff	5	12	5:20.497 9.923	1	13	2	25.371
Schaefer, Chris	6	12	5:22.227 1.730	1	14	3	25.596
Montiel, Christian	7	12	5:23.414 1.187	2	12	2	25.390
Carlson, Glenn	8	12	5:26.035 2.621	1	13	3	25.958
Bickel, Kevin	9	11	5:00.573	1	14	4	26.652
Desiderio, Franco	10	11	5:08.065 7.492	1	14	5	26.977

South Florida Off Road Championship Series Round 2

Ser#42318

Timing and Scoring by www.RCScoringPro.com

Sponsor	Driver Name	Car	Pos	Laps	Race Time	Behind	Fast Lap	Average Top 5	Top 10	Top 15	Q#
	Perez, Luis	1	1	12	5:14.682		25.017	25.371	25.686		4
	Kranz, Jeff	6	2	12	5:14.699	0.017	25.208	25.526	25.880		5
	Rodriguez, Felipe	3	3	12	5:28.889	14.207	25.045	26.053	26.644		9
	Carlson, Glenn	4	4	12	5:30.549	15.867	25.349	25.830	26.572		8
	Gonzalez, Gabe	2	5	11	5:11.664		27.146	27.436	28.170		13
	Espinosa, Jack	8	6	11	5:28.265	16.601	27.210	27.905	29.403		18
	Molina, Felix	5	7	10	5:08.164		27.644	29.366	30.816		21
	Zambrana, Jamie	7	8	7	3:24.490		27.125	27.678			17

Car#	1	2	3	4	5	6	7	8	9	10
	Perez	Gonzalez	Rodriguez	Carlson	Molina	Kranz	Zambrana	Espinosa		
1.	5/28.950 11/5:18.4	8/29.966 11/5:29.6	2/26.738 12/5:20.8	3/27.179 12/5:26.1	7/29.144 11/5:20.5	1/25.905 12/5:10.9	4/27.458 11/5:02.0	6/28.964 11/5:18.5		
2.	5/25.893 11/5:01.6	6/28.003 11/5:18.8	3/26.815 12/5:21.2	2/26.187 12/5:20.2	8/31.008 10/5:00.7	1/25.208 12/5:06.6	4/27.125 11/5:00.1	7/29.937 11/5:23.9		
3.	4/25.709 12/5:22.1	5/27.424 11/5:13.0	2/25.045 12/5:14.3	3/25.349 12/5:14.8	6/29.253 11/5:27.8	1/26.124 12/5:08.9	7/35.772 10/5:01.1	8/34.232 10/5:10.4		
4.	4/28.873 11/5:00.9	5/27.286 11/5:09.8	2/26.378 12/5:14.9	3/29.226 12/5:23.8	6/31.024 10/5:01.0	1/26.997 12/5:12.6	8/30.326 10/5:01.7	7/27.316 10/5:01.1		
5.	3/25.392 12/5:23.5	5/29.083 11/5:11.8	2/26.294 12/5:15.0	4/27.847 12/5:25.8	8/36.042 10/5:12.9	1/26.060 12/5:12.6	7/28.145 11/5:27.4	6/27.210 11/5:24.8		
6.	3/25.454 12/5:20.5	5/27.146 11/5:09.6	1/26.621 12/5:15.7	4/25.624 12/5:22.8	8/31.387 10/5:13.1	2/28.897 12/5:18.3	6/27.143 11/5:22.6	7/33.077 10/5:01.2		
7.	3/26.480 12/5:20.1	5/27.323 11/5:08.3	1/27.076 12/5:17.0	4/26.076 12/5:21.4	8/30.003 10/5:11.2	2/26.205 12/5:17.8	6/28.521 11/5:21.3	7/29.701 10/5:00.6		
8.	3/25.482 12/5:18.3	5/28.533 11/5:09.0	1/25.925 12/5:16.3	4/27.388 12/5:22.3	7/30.788 10/5:10.8	2/25.582 12/5:16.4		6/30.018 10/5:00.5		
9.	3/26.242 12/5:17.9	5/28.557 11/5:09.6	2/27.019 12/5:17.2	4/25.916 12/5:21.0	7/27.644 10/5:06.9	1/26.071 12/5:16.0		6/27.350 11/5:27.3		
10.	2/25.017 12/5:16.1	5/29.094 11/5:10.6	3/28.530 12/5:19.7	4/26.727 12/5:21.0	7/31.871 10/5:08.1	1/25.467 12/5:15.0		6/28.683 11/5:26.1		
11.	1/25.508 12/5:15.2	5/29.249 11/5:11.6	4/30.153 12/5:23.5	3/27.427 12/5:21.7		2/26.713 12/5:15.5		6/31.777 11/5:28.2		
12.	1/25.682 12/5:14.6		3/32.295 11/5:01.4	4/35.603 11/5:03.0		2/25.470 12/5:14.6				

Top Qualifiers	Qual#	Laps	Race Time (Difference)	Round	Race	Pos in Race	Fast Lap
Torres, Yamig	1	13	5:18.344	2	12	1	23.915
Intravia, Chris	2	12	5:05.979	1	14	1	24.767
Janos `Lazi` Lazar	3	12	5:09.967	1	14	2	24.798
Perez, Luis	4	12	5:10.574	1	13	1	25.312
Kranz, Jeff	5	12	5:14.699	2	13	2	25.208
Schaefer, Chris	6	12	5:22.227	1	14	3	25.596
Montiel, Christian	7	12	5:23.414	2	12	2	25.390
Carlson, Glenn	8	12	5:26.035	1	13	3	25.958
Rodriguez, Felipe	9	12	5:28.889	2	13	3	25.045
Bickel, Kevin	10	11	5:00.573	1	14	4	26.652

Top Qualifier is Torres, Yamig 13/5: 18.344 (Rnd 2)

14

South Florida Off Road Championship Series Round 2

Ser#42318

Timing and Scoring by www.RCScoringPro.com

Sponsor	Driver Name	Car	Pos	Laps	Race Time	Behind	Fast Lap	Average Top 5	Top 10	Top 15	Q#
	Intravia, Chris	1	1	12	5:02.854		24.389	24.762	25.036		2
	Janos `Lazi` Lazar	3	2	12	5:15.416	12.562	24.795	25.081	25.784		3
	Schaefer, Chris	8	3	12	5:18.064	15.210	25.545	25.736	26.056		6
	Bickel, Kevin	5	4	11	5:02.027		25.066	25.817	26.998		10
	Desiderio, Franco	7	5	11	5:07.961	5.934	26.069	26.568	27.653		11
	Fabiani, Massimo	6	6	10	5:10.036		27.675	28.953	31.004		22
	Hold, Brett	2	7	10	5:15.244	5.208	27.868	28.999	31.524		23
	Betancur, Juan	4	8	10	5:20.318	10.282	27.926	29.819	32.032		20

Car#	1	2	3	4	5	6	7	8	9	10
	Intravia	Hold	Janos `Lazi` Lazar	Betancur	Bickel	Fabiani	Desiderio	Schaefer		
1.	1/24.805 13/5:22.4	7/29.809 11/5:27.9	2/25.835 12/5:10.0	6/29.739 11/5:27.1	3/25.944 12/5:11.2	8/31.884 10/5:18.8	5/27.588 11/5:03.4	4/26.104 12/5:13.2		
2.	1/25.137 13/5:24.6	7/32.726 10/5:12.6	2/24.795 12/5:03.7	6/29.314 11/5:24.7	3/25.066 12/5:06.0	8/31.885 10/5:18.8	5/31.428 11/5:24.6	4/25.636 12/5:10.4		
3.	1/25.394 12/5:01.3	7/29.066 10/5:05.3	2/25.311 12/5:03.7	6/30.319 11/5:27.6	4/27.239 12/5:13.0	8/31.516 10/5:17.6	5/26.862 11/5:14.8	3/25.545 12/5:09.1		
4.	1/24.389 13/5:24.0	6/33.659 10/5:13.1	2/25.118 12/5:03.1	8/37.172 10/5:16.3	4/25.180 12/5:10.2	7/30.833 10/5:15.3	5/28.631 11/5:14.9	3/25.667 12/5:08.8		
5.	1/25.206 13/5:24.8	8/35.368 10/5:21.2	2/25.165 12/5:02.9	7/31.880 10/5:16.8	4/28.450 12/5:16.5	6/28.035 10/5:08.3	5/26.357 11/5:09.9	3/26.476 12/5:10.6		
6.	1/25.587 12/5:01.0	7/29.765 10/5:17.3	2/28.335 12/5:09.1	8/36.386 10/5:24.6	4/26.841 12/5:17.4	6/30.376 10/5:07.5	5/27.368 11/5:08.4	3/26.553 12/5:11.9		
7.	1/24.736 12/5:00.4	8/37.537 10/5:25.6	2/25.014 12/5:07.8	7/32.458 10/5:24.6	4/26.689 12/5:17.8	6/34.653 10/5:13.1	5/28.788 11/5:09.6	3/25.748 12/5:11.5		
8.	1/25.230 12/5:00.7	7/30.957 10/5:23.6	2/26.045 12/5:08.4	8/31.796 10/5:23.8	4/32.043 12/5:26.1	6/35.332 10/5:18.1	5/27.936 11/5:09.3	3/29.199 12/5:16.3		
9.	1/26.542 12/5:02.7	7/27.868 10/5:18.6	2/29.244 12/5:13.1	8/27.926 10/5:18.8	4/31.612 11/5:04.4	6/27.847 10/5:13.7	5/30.752 11/5:12.5	3/28.302 12/5:18.9		
10.	1/25.131 12/5:02.5	7/28.489 10/5:15.2	2/26.943 12/5:14.1	8/33.328 10/5:20.3	4/26.204 11/5:02.7	6/27.675 10/5:10.0	5/26.182 11/5:10.0	3/26.486 12/5:18.8		
11.	1/25.947 12/5:03.3		2/25.614 12/5:13.5		4/26.759 11/5:02.0		5/26.069 11/5:07.9	3/26.084 12/5:18.3		
12.	1/24.750 12/5:02.8		2/27.997 12/5:15.4					3/26.264 12/5:18.0		

Top Qualifiers	Qual#	Laps	Race Time (Difference)	Round	Race	Pos in Race	Fast Lap
Torres, Yamig	1	13	5:18.344	2	12	1	23.915
Intravia, Chris	2	12	5:02.854	2	14	1	24.389
Janos `Lazi` Lazar	3	12	5:09.967 7.113	1	14	2	24.798
Perez, Luis	4	12	5:10.574 0.607	1	13	1	25.312
Kranz, Jeff	5	12	5:14.699 4.125	2	13	2	25.208
Schaefer, Chris	6	12	5:18.064 3.365	2	14	3	25.545
Montiel, Christian	7	12	5:23.414 5.350	2	12	2	25.390
Carlson, Glenn	8	12	5:26.035 2.621	1	13	3	25.958
Rodriguez, Felipe	9	12	5:28.889 2.854	2	13	3	25.045
Bickel, Kevin	10	11	5:00.573	1	14	4	26.652

2wd Mod (C Main)

Round 3

Top Qualifier is Lopez, Jader 12/5: 16.525 (Rnd 2)

2

South Florida Off Road Championship Series Round 2

Ser#42318

Timing and Scoring by www.RCScoringPro.com

Sponsor	Driver Name	Car	Pos	Laps	Race Time	Behind	Fast Lap	Average Top 5	Top 10	Top 15	Q#
	Collins, Bart	3	1	12	5:04.900		25.617	22.722	24.737		19
	Zambrana, Jamie	1	2	11	5:06.015		27.990	24.234	27.311		17
	Phillipps, Brian	5	3	11	5:22.006	15.991	29.187	25.811	28.549		21
	Hutton, Jonathan	7	4	11	5:25.798	19.783	28.870	25.976	28.987		23
	Johnston, Richard	4	5	11	5:27.278	21.263	29.738	26.251	29.126		20
	Phillipps, Kyle	2	6	7	3:01.495		27.700	24.178			18
	Worthington, Glenn	6	7	0							22

Car# 1	2	3	4	5	6	7	8	9	10
Zambrana	Phillipps	Collins	Johnston	Phillipps	Worthington	Hutton			
1. 1/7.938 38/5:01.7	2/8.983 34/5:05.3	3/9.452 32/5:02.3	5/11.234 27/5:03.2	4/10.334 30/5:09.8		6/11.394 27/5:07.5			
2. 3/32.436 15/5:02.7	4/32.266 15/5:09.3	1/27.672 17/5:15.5	6/34.656 14/5:21.2	2/29.718 15/5:00.3		5/31.071 15/5:18.5			
3. 4/29.840 13/5:04.2	2/28.127 13/5:00.6	1/26.165 15/5:16.4	6/30.897 12/5:07.1	3/29.727 13/5:02.3		5/29.997 13/5:13.9			
4. 4/28.935 13/5:22.2	2/28.338 13/5:17.5	1/26.313 14/5:13.5	6/32.304 12/5:27.2	3/29.187 13/5:21.6		5/34.715 12/5:21.5			
5. 3/31.663 12/5:13.9	2/28.284 12/5:02.3	1/27.094 13/5:03.4	6/29.861 11/5:05.6	4/36.512 12/5:25.1		5/30.242 11/5:02.3			
6. 3/28.777 12/5:19.1	2/27.797 12/5:07.5	1/26.863 13/5:11.0	6/30.698 11/5:11.0	4/30.164 11/5:03.6		5/28.870 11/5:04.8			
7. 3/32.902 11/5:02.4	2/27.700 12/5:11.1	1/26.096 13/5:15.0	6/31.450 11/5:16.0	5/30.747 11/5:08.6		4/29.933 11/5:08.3			
8. 2/27.990 11/5:03.1		1/27.197 13/5:19.8	4/29.916 11/5:17.6	3/30.089 11/5:11.4		5/35.932 11/5:19.2			
9. 2/28.174 11/5:03.9		1/26.280 13/5:22.2	5/36.018 11/5:26.3	3/32.333 11/5:16.3		4/31.181 11/5:21.8			
10. 2/28.291 11/5:04.6		1/29.856 12/5:03.5	5/30.506 11/5:27.2	3/30.404 11/5:18.1		4/29.684 11/5:22.3			
11. 2/29.069 11/5:06.0		1/25.617 12/5:03.9	5/29.738 11/5:27.2	3/32.791 11/5:22.0		4/32.779 11/5:25.8			
12.		1/26.295 12/5:04.8							

4wd Mod (C Main)

Round 3

Top Qualifier is Lopez, Jader 13/5: 22.856 (Rnd 2)

3

South Florida Off Road Championship Series Round 2

Ser#42318

Timing and Scoring by www.RCScoringPro.com

Sponsor	Driver Name	Car	Pos	Laps	Race Time	Behind	Fast Lap	Average Top 5	Top 10	Top 15	Q#
	Phillipps, Brian	3	1	12	5:23.707		26.758	23.567	25.997		19
	Lee, Pak	6	2	11	5:00.307		26.182	23.900	26.854		22
	Mato, Jose	4	3	11	5:04.599	4.292	27.160	24.385	26.989		20
	Hercules, Robert	1	4	11	5:12.427	12.120	27.512	23.950	26.877		17
	Blankenbicker, Patrick	7	5	10	5:10.587		30.193	27.242	31.059		23
	Rodriguez, Fred	5	6	4	4:07.307		33.490				21
	Romani, Ron	2	7	0							18
	Taylor, Dan	8	8	0							24

Car#	1	2	3	4	5	6	7	8	9	10
	Hercules	Romani	Phillipps	Mato	Rodriguez	Lee	Blankenbicker	Taylor		
1.	1/8.375 36/5:01.6		2/9.168 33/5:02.6	3/9.748 31/5:02.2	6/15.667 20/5:13.3	4/10.188 30/5:05.6	5/12.026 25/5:00.7			
2.	4/31.138 16/5:16.0		1/27.315 17/5:10.0	2/28.810 16/5:08.4	6/46.332 10/5:10.0	3/29.023 16/5:13.6	5/32.314 14/5:10.3			
3.	3/27.728 14/5:13.7		1/28.784 14/5:04.5	2/28.519 14/5:13.0	6/151.818 5/5:56.3	4/28.340 14/5:15.2	5/30.686 12/5:00.1			
4.	4/43.657 11/5:04.9		1/27.924 13/5:02.8	3/34.713 12/5:05.3	6/33.490 5/5:09.1	2/31.412 13/5:21.6	5/36.265 11/5:06.0			
5.	4/27.512 11/5:04.5		1/29.356 13/5:18.6	3/30.597 12/5:17.7		2/27.253 12/5:02.9	5/33.604 11/5:18.7			
6.	4/29.196 11/5:07.2		1/27.600 12/5:00.3	3/27.160 12/5:19.1		2/27.536 12/5:07.5	5/30.993 11/5:22.4			
7.	4/29.763 11/5:10.1		1/26.758 12/5:03.2	3/29.888 12/5:24.7		2/26.182 12/5:08.4	5/30.193 11/5:23.8			
8.	4/30.713 11/5:13.6		1/27.285 12/5:06.2	3/28.087 12/5:26.2		2/31.770 12/5:17.5	5/36.215 10/5:02.8			
9.	4/28.109 11/5:13.1		1/29.004 12/5:10.9	3/28.413 11/5:00.5		2/29.890 12/5:22.1	5/32.559 10/5:05.4			
10.	4/28.026 11/5:12.6		1/27.310 12/5:12.6	3/29.855 11/5:03.3		2/29.668 12/5:25.5	5/35.732 10/5:10.5			
11.	4/28.210 11/5:12.4		1/28.822 12/5:15.6	3/28.809 11/5:04.6		2/29.045 11/5:00.3				
12.			1/34.381 12/5:23.7							

Pro 4 Mod (C Main)

Round 3

Top Qualifier is Paz, Daniel 12/5: 12.341 (Rnd 2)

4

South Florida Off Road Championship Series Round 2

Ser#42318

Timing and Scoring by www.RCScoringPro.com

Sponsor	Driver Name	Car	Pos	Laps	Race Time	Behind	Fast Lap	Average Top 5	Top 10	Top 15	Q#
	Honcho, Mke	1	1	10	5:11.137		30.912	26.894	31.114		19
	Reynolds, AJ	6	2	10	5:15.343	4.206	30.198	27.103	31.534		24
	Cooper, Jared	3	3	10	5:17.450	6.313	32.231	28.247	31.745		21
	Perry, Richard	5	4	10	5:27.287	16.150	32.462	29.076	32.729		23
	Jones, Jeff	8	5	9	5:15.150		33.856	30.835			26
	Reiman, Wayne	7	6	8	5:02.115		37.439	33.489			25
	Lee, Alain	10	7	8	5:31.987	29.872	36.676	36.521			28
	Reynolds, Ed	9	8	3	1:44.726		43.591				27
	Hunt, Aaron	2	9	0							20
	Serio, Phil	4	10	0							22

Car#	1	2	3	4	5	6	7	8	9	10
	Honcho	Hunt	Cooper	Serio	Perry	Reynolds	Reiman	Jones	Reynolds	Lee
1.	1/8.703 35/5:04.5		3/11.586 26/5:01.3		5/13.060 23/5:00.3	2/10.161 30/5:04.8	6/13.826 22/5:04.2	4/12.899 24/5:09.6	7/14.162 22/5:11.5	8/16.670 18/5:00.0
2.	1/31.025 16/5:17.8		3/33.142 14/5:13.1		4/36.556 13/5:22.5	2/31.299 15/5:10.9	5/37.806 12/5:09.7	7/45.061 11/5:18.7	6/43.591 11/5:17.6	8/43.845 10/5:02.6
3.	1/31.728 13/5:09.6		3/32.231 12/5:07.8		4/36.322 11/5:15.1	2/31.620 13/5:16.6	5/38.155 11/5:29.2	6/33.856 10/5:06.0	7/46.973 9/5:14.1	8/45.476 9/5:17.9
4.	2/36.347 12/5:23.3		3/32.279 11/5:00.4		4/32.670 11/5:26.1	1/33.386 12/5:19.4	6/40.219 10/5:25.0	5/37.139 10/5:22.4		7/43.692 9/5:36.7
5.	2/41.073 11/5:27.5		1/38.285 11/5:24.5		4/34.011 10/5:05.2	3/43.094 11/5:29.0	6/47.679 9/5:19.8	5/41.942 9/5:07.6		7/51.755 8/5:22.3
6.	1/30.912 11/5:29.6		2/37.003 10/5:07.5		4/40.311 10/5:21.5	3/36.804 10/5:10.6	6/41.764 9/5:29.1	5/36.622 9/5:11.2		7/41.724 8/5:24.2
7.	1/33.374 10/5:04.5		2/32.685 10/5:10.3		4/32.462 10/5:21.9	3/34.295 10/5:15.2	6/45.227 8/5:02.4	5/36.303 9/5:13.4		7/36.676 8/5:19.8
8.	1/32.100 10/5:06.5		2/32.582 10/5:12.2		4/34.705 10/5:25.1	3/32.249 10/5:16.1	6/37.439 8/5:02.1	5/36.834 9/5:15.7		7/52.149 8/5:31.9
9.	1/33.314 10/5:09.5		2/32.556 10/5:13.7		4/33.828 10/5:26.5	3/32.237 10/5:16.8		5/34.494 9/5:15.1		
10.	1/32.561 10/5:11.1		3/35.101 10/5:17.4		4/33.362 10/5:27.2	2/30.198 10/5:15.3				

E-buggy (C Main)

Top Qualifier is Torres, Yamig 13/5: 18.344 (Rnd 2)

Round 3

5

South Florida Off Road Championship Series Round 2

Ser#42318

Timing and Scoring by www.RCScoringPro.com

Sponsor	Driver Name	Car	Pos	Laps	Race Time	Behind	Fast Lap	Average Top 5	Top 10	Top 15	Q#
	Fales, Justin	3	1	12	5:24.303		24.967	25.327	25.863		19
	Romani, Ron	9	2	11	5:18.466		25.769	26.437	27.639		25
	Fabiani, Massimo	6	3	10	5:06.373		27.210	27.900	30.637		22
	Molina, Felix	5	4	10	5:10.678	4.305	27.751	28.570	31.068		21
	Zambrana, Jamie	1	5	10	5:17.434	11.061	27.118	27.959	31.743		17
	Espinosa, Jack	2	6	10	5:21.117	14.744	27.134	28.085	32.112		18
	Betancur, Juan	4	7	9	5:04.542		28.652	30.131			20
	Hold, Brett	7	8	9	5:13.602	9.060	30.019	31.487			23
	Hancock, John	8	9	9	5:15.016	10.474	29.027	31.116			24

Car#	1	2	3	4	5	6	7	8	9	10
	Zambrana	Espinosa	Fales	Betancur	Molina	Fabiani	Hold	Hancock	Romani	
1.	6/42.907 7/5:00.3	3/41.193 8/5:29.5	1/36.581 9/5:29.2	7/44.846 7/5:13.9	2/39.785 8/5:18.2	5/42.624 8/5:40.9	8/45.717 7/5:20.0	9/50.915 6/5:05.4	4/42.077 8/5:36.6	
2.	5/34.616 8/5:10.0	6/38.513 8/5:18.8	1/26.630 10/5:16.0	8/37.298 8/5:28.5	3/30.099 9/5:14.4	4/31.289 9/5:32.5	7/34.639 8/5:21.4	9/34.491 8/5:41.6	2/26.739 9/5:09.6	
3.	6/30.180 9/5:23.0	5/27.737 9/5:22.3	1/25.101 11/5:23.8	7/31.341 8/5:02.6	3/28.103 10/5:26.6	4/27.494 9/5:04.2	8/35.828 8/5:09.8	9/32.229 8/5:13.7	2/26.344 10/5:17.1	
4.	6/27.549 9/5:04.3	5/27.134 9/5:02.8	1/26.021 11/5:14.4	7/29.762 9/5:22.3	3/30.938 10/5:22.2	4/27.948 10/5:23.4	8/30.019 9/5:28.9	9/34.140 8/5:03.5	2/25.769 10/5:02.3	
5.	5/28.287 10/5:27.0	6/29.253 10/5:27.6	1/25.288 11/5:07.1	7/28.652 9/5:09.4	4/28.986 10/5:15.8	3/27.210 10/5:13.1	8/32.041 9/5:20.8	9/29.027 9/5:25.4	2/28.754 11/5:29.2	
6.	5/29.042 10/5:20.9	6/33.599 10/5:29.0	1/24.967 11/5:01.7	7/31.802 9/5:05.5	3/28.135 10/5:10.0	4/30.918 10/5:12.4	8/30.660 9/5:13.3	9/39.892 9/5:31.0	2/26.951 11/5:23.8	
7.	5/27.118 10/5:13.8	6/27.339 10/5:21.1	1/26.588 11/5:00.4	7/34.409 9/5:06.1	3/29.873 10/5:08.4	4/29.155 10/5:09.4	8/30.434 9/5:07.7	9/33.125 9/5:26.3	2/27.404 11/5:20.6	
8.	6/39.996 10/5:24.6	5/34.451 10/5:24.0	1/25.713 12/5:25.3	7/29.097 9/5:00.6	4/35.956 10/5:14.8	3/28.708 10/5:06.6	8/34.283 9/5:07.8	9/31.496 9/5:20.9	2/29.605 11/5:21.2	
9.	5/27.797 10/5:19.4	6/32.934 10/5:24.6	1/29.087 11/5:00.6	7/37.335 9/5:04.5	4/31.052 10/5:14.3	3/32.887 10/5:09.1	8/39.981 9/5:13.6	9/29.701 9/5:15.0	2/28.757 11/5:20.7	
10.	5/29.942 10/5:17.4	6/28.964 10/5:21.1	1/25.579 12/5:25.8		4/27.751 10/5:10.6	3/28.140 10/5:06.3			2/26.380 11/5:17.6	
11.			1/25.698 12/5:24.2						2/29.686 11/5:18.4	
12.			1/27.050 12/5:24.3							

2wd Stock (B Main)

Round 3

Top Qualifier is Diaz, Reuben 11/5: 16.074 (Rnd 2)



South Florida Off Road Championship Series Round 2

Ser#42318

Timing and Scoring by www.RCScorePro.com

Sponsor	Driver Name	Car	Pos	Laps	Race Time	Behind	Fast Lap	Average Top 5	Top 10	Top 15	Q#
	Davis, Bill	6	1	11	5:04.481		28.371	25.015	27.366		14
	Iler, David	1	2	11	5:18.735	14.254	29.420	26.105	28.524		9
	Romani, Ron	3	3	11	5:20.643	16.162	28.637	26.038	28.483		11
	OConnell, Denis	5	4	11	5:24.901	20.420	28.778	25.839	29.082		13
	Lee, Pak	4	5	11	5:29.311	24.830	28.828	26.784	29.465		12
	Chavez, Daniel	7	6	10	5:13.512		30.329	27.326	31.351		15
	Honcho, Mke	8	7	10	5:16.186	2.674	30.277	27.705	31.619		16
	Cooper, Jared	9	8	10	5:21.196	7.684	31.071	28.335	32.120		Bump
	Richeson, Josh	2	9	10	5:26.411	12.899	32.659	28.930	32.641		10
	Blankenbicker, Patrick	10	10	9	5:01.441		32.638	29.217			Bump

Car#	1	2	3	4	5	6	7	8	9	10
	Iler	Richeson	Romani	Lee	OConnell	Davis	Chavez	Honcho	Cooper	Blankenbicker
1.	4/11.943 26/5:10.4	1/9.438 32/5:02.0	8/13.808 22/5:03.8	10/15.726 20/5:14.6	3/10.965 28/5:06.8	2/10.489 29/5:04.2	5/12.215 25/5:05.2	6/12.909 24/5:09.8	9/14.414 21/5:02.6	7/13.343 23/5:06.8
2.	4/32.222 14/5:09.1	5/36.090 14/5:18.7	7/33.603 13/5:08.1	8/32.506 13/5:13.4	3/32.752 14/5:06.0	1/29.140 16/5:17.0	2/31.214 14/5:04.0	6/34.044 13/5:05.1	10/39.216 12/5:21.7	9/39.277 12/5:15.7
3.	4/33.496 12/5:10.6	8/35.855 12/5:25.5	5/30.713 12/5:12.4	7/32.896 12/5:24.5	3/32.968 12/5:06.7	1/30.507 13/5:03.9	2/33.194 12/5:06.4	6/33.961 12/5:23.6	10/37.422 10/5:03.5	9/33.011 11/5:13.9
4.	3/31.084 12/5:26.2	8/34.905 11/5:19.7	7/35.809 11/5:13.3	6/32.545 11/5:12.5	2/30.337 12/5:21.0	1/28.870 13/5:21.7	4/33.448 11/5:02.6	5/31.450 11/5:08.9	10/31.292 10/5:05.8	9/35.153 10/5:01.9
5.	2/29.420 11/5:03.9	6/32.659 11/5:27.6	4/30.767 11/5:18.3	5/34.658 11/5:26.3	3/31.876 11/5:05.5	1/29.990 12/5:09.6	7/41.918 10/5:03.9	8/39.823 10/5:04.3	9/34.263 10/5:13.2	10/39.492 10/5:20.5
6.	2/29.612 11/5:07.5	7/37.062 10/5:10.0	4/29.392 11/5:19.1	5/29.312 11/5:25.6	3/30.150 11/5:09.9	1/28.834 12/5:15.6	6/30.329 10/5:03.8	8/37.620 10/5:16.3	9/33.629 10/5:17.0	10/32.638 10/5:21.5
7.	2/29.844 11/5:10.5	7/33.533 10/5:13.6	4/29.140 11/5:19.3	5/29.364 11/5:25.3	3/30.439 11/5:13.4	1/29.325 12/5:20.8	6/32.632 10/5:07.0	8/30.277 10/5:14.4	9/34.993 10/5:21.7	10/32.904 10/5:22.5
8.	2/29.707 11/5:12.5	8/34.115 10/5:17.0	3/29.380 11/5:19.8	5/30.691 11/5:26.8	4/34.080 11/5:21.1	1/29.620 12/5:25.1	6/31.091 10/5:07.5	7/31.736 10/5:14.7	9/31.661 10/5:21.1	10/34.190 10/5:25.0
9.	2/30.679 11/5:15.3	9/37.665 10/5:23.6	3/29.223 11/5:20.0	5/28.828 11/5:25.7	4/28.967 11/5:20.8	1/30.825 11/5:02.6	6/35.690 10/5:13.0	7/32.215 10/5:15.5	8/33.235 10/5:22.3	10/41.433 9/5:01.4
10.	2/30.675 11/5:17.5	9/35.089 10/5:26.4	3/28.637 11/5:19.5	5/32.091 11/5:28.4	4/28.778 11/5:20.4	1/28.510 11/5:03.7	6/31.781 10/5:13.5	7/32.151 10/5:16.1	8/31.071 10/5:21.1	
11.	2/30.053 11/5:18.7		3/30.171 11/5:20.6	5/30.694 11/5:29.3	4/33.589 11/5:24.8	1/28.371 11/5:04.4				

2wd Mod (B Main)

Top Qualifier is Lopez, Jader 12/5: 16.525 (Rnd 2)

Round 3

7

South Florida Off Road Championship Series Round 2

Ser#42318

Timing and Scoring by www.RCScoringPro.com

Sponsor	Driver Name	Car	Pos	Laps	Race Time	Behind	Fast Lap	Average Top 5	Top 10	Top 15	Q#
	Collins, Bart	9	1	12	5:08.603		26.026	23.344	25.190		Bump
	Gatenby, Riker	2	2	12	5:13.314	4.711	26.228	23.031	25.280		10
	Jordao, Ricardo	7	3	12	5:16.085	7.482	25.964	23.808	25.742		15
	Taylor, Dan	3	4	12	5:18.934	10.331	26.604	23.313	25.694		11
	Carlson, Glenn	8	5	12	5:25.438	16.835	27.110	24.059	26.165		16
	Neddeff, Matt	1	6	12	5:29.038	20.435	27.677	24.125	26.699		9
	Zambrana, Jamie	10	7	11	5:03.795		28.028	25.448	27.364		Bump
	Lekaunas, Josh	6	8	11	5:07.558	3.763	27.960	25.040	27.501		14
	Montiel, Christian	4	9	11	5:14.599	10.804	28.314	24.877	27.922		12
	Kranz, Jeff	5	10	6	2:38.905		27.793	24.813			13

Car#	1	2	3	4	5	6	7	8	9	10
	Neddeff	Gatenby	Taylor	Montiel	Kranz	Lekaunas	Jordao	Carlson	Collins	Zambrana
1.	2/9.030 34/5:07.0	1/8.578 35/5:00.3	3/9.410 32/5:01.1	4/9.568 32/5:06.2	5/10.284 30/5:08.3	8/11.784 26/5:06.2	10/14.371 21/5:01.7	6/11.102 28/5:10.8	7/11.334 27/5:05.9	9/12.930 24/5:10.3
2.	2/28.338 17/5:17.6	1/27.043 17/5:02.7	3/28.667 16/5:04.6	4/29.404 16/5:11.7	10/34.840 14/5:15.8	7/30.025 15/5:13.5	8/27.685 15/5:15.4	5/28.148 16/5:14.0	6/28.799 15/5:00.9	9/29.706 15/5:19.8
3.	7/31.114 14/5:19.5	1/27.366 15/5:14.9	2/27.647 14/5:06.6	5/28.657 14/5:15.6	10/28.537 13/5:19.1	8/27.960 13/5:02.3	6/25.964 14/5:17.4	4/27.582 14/5:11.8	3/26.026 14/5:08.7	9/28.028 13/5:06.1
4.	6/29.233 13/5:17.5	4/31.994 13/5:08.6	2/27.812 13/5:04.0	7/31.740 13/5:22.9	9/27.793 12/5:04.3	10/32.089 12/5:05.5	5/27.465 13/5:10.3	3/27.204 13/5:05.6	1/26.907 13/5:02.4	8/29.329 13/5:24.9
5.	6/28.160 12/5:02.1	4/28.518 13/5:21.0	3/29.115 13/5:18.8	10/35.380 12/5:23.3	8/28.214 12/5:11.2	9/32.551 12/5:22.5	5/28.677 13/5:22.8	2/28.419 13/5:18.3	1/26.623 13/5:11.1	7/29.271 12/5:10.2
6.	4/27.728 12/5:07.1	2/26.228 13/5:24.4	5/32.712 12/5:10.7	9/28.314 12/5:26.1	8/29.237 12/5:17.8	10/29.227 11/5:00.0	3/26.451 12/5:01.2	6/34.063 12/5:13.0	1/27.048 13/5:17.9	7/29.116 12/5:16.7
7.	4/28.031 12/5:11.3	2/26.779 12/5:02.5	5/26.747 12/5:12.1	9/33.066 11/5:08.2		8/27.988 11/5:01.1	3/26.197 12/5:03.1	6/27.331 12/5:15.1	1/26.144 13/5:21.0	7/28.979 12/5:21.1
8.	6/30.936 12/5:18.8	2/26.998 12/5:05.2	4/27.129 12/5:13.8	9/29.503 11/5:10.2		8/28.565 11/5:02.7	3/29.985 12/5:10.2	5/27.110 12/5:16.4	1/26.592 13/5:24.1	7/28.948 12/5:24.4
9.	5/27.677 12/5:20.3	2/26.572 12/5:06.7	4/26.604 12/5:14.4	9/29.842 11/5:12.2		8/29.481 11/5:05.1	3/28.490 12/5:13.7	6/29.727 12/5:20.9	1/26.795 12/5:01.6	7/28.521 12/5:26.4
10.	5/28.319 12/5:22.2	2/27.571 12/5:09.1	4/26.884 12/5:15.2	9/30.681 11/5:14.7		8/28.985 11/5:06.5	3/27.350 12/5:15.1	6/28.074 12/5:22.5	1/26.731 12/5:03.6	7/28.813 11/5:01.0
11.	6/30.310 12/5:26.0	2/27.978 12/5:11.5	4/26.922 12/5:15.9	9/28.444 11/5:14.6		8/28.903 11/5:07.5	3/26.056 12/5:14.9	5/29.128 12/5:24.9	1/27.905 12/5:06.4	7/30.154 11/5:03.7
12.	6/30.162 11/5:01.6	2/27.689 12/5:13.3	4/29.285 12/5:18.9				3/27.394 12/5:16.0	5/27.550 12/5:25.4	1/27.699 12/5:08.6	

E-buggy (B Main)

Top Qualifier is Torres, Yamig 13/5: 18.344 (Rnd 2)

Round 3

10

South Florida Off Road Championship Series Round 2

Ser#42318

Timing and Scoring by www.RCScoringPro.com

Sponsor	Driver Name	Car	Pos	Laps	Race Time	Behind	Fast Lap	Average Top 5	Top 10	Top 15	Q#
	Fales, Justin	9	1	12	5:23.653		24.695	25.048	25.554		Bump
	Bickel, Kevin	2	2	11	5:01.638		25.281	25.624	26.523		10
	Lee, Pak	4	3	11	5:12.816	11.178	25.866	26.624	27.672		12
	Rodriguez, Felipe	1	4	11	5:13.306	11.668	26.191	26.572	27.063		9
	Desiderio, Franco	3	5	11	5:22.659	21.021	26.230	26.813	27.665		11
	Romani, Ron	10	6	11	5:24.303	22.665	26.342	26.688	27.933		Bump
	Gonzalez, Gabe	5	7	10	5:03.982		27.597	28.107	30.398		13
	Iler, Jessica	6	8	10	5:05.091	1.109	27.358	27.970	30.509		14
	Hercules, Robert	7	9	9	5:07.445		27.937	31.021			15
	Johnston, Richard	8	10	7	3:39.275		27.098	28.459			16

Car#	1	2	3	4	5	6	7	8	9	10
	Rodriguez	Bickel	Desiderio	Lee	Gonzalez	Iler	Hercules	Johnston	Fales	Romani
1.	7/42.673 8/5:41.3	2/36.403 9/5:27.5	9/46.007 7/5:22.0	1/36.096 9/5:24.9	5/41.988 8/5:35.9	6/42.070 8/5:36.5	10/46.211 7/5:23.4	4/40.838 8/5:26.7	3/37.934 8/5:03.4	8/44.973 7/5:14.7
2.	4/26.692 9/5:12.1	1/25.281 10/5:08.3	9/31.282 8/5:09.1	3/28.274 10/5:21.8	6/29.706 9/5:22.6	7/30.724 9/5:27.5	10/31.986 8/5:12.8	5/28.783 9/5:13.2	2/25.076 10/5:15.0	8/27.843 9/5:27.6
3.	4/26.728 10/5:20.3	2/27.330 11/5:26.3	9/27.038 9/5:12.9	3/27.117 10/5:04.9	6/27.762 10/5:31.5	8/30.694 9/5:10.4	10/27.937 9/5:18.3	5/28.065 10/5:25.6	1/24.695 11/5:21.5	7/29.171 9/5:05.9
4.	4/27.077 10/5:07.9	2/25.663 11/5:15.3	8/26.230 10/5:26.3	3/25.866 11/5:22.7	6/27.689 10/5:17.8	9/28.253 10/5:29.3	10/30.302 9/5:06.9	5/27.098 10/5:11.9	1/25.303 11/5:10.7	7/26.342 10/5:20.8
5.	4/28.204 10/5:02.7	2/27.486 11/5:12.7	7/27.113 10/5:15.3	3/26.401 11/5:16.2	6/27.597 10/5:09.4	9/27.358 10/5:18.1	10/37.128 9/5:12.4	5/29.172 10/5:07.9	1/24.871 11/5:03.3	8/30.038 10/5:16.7
6.	4/27.012 11/5:27.0	2/26.265 11/5:08.7	6/27.953 10/5:09.3	3/26.998 11/5:13.0	5/30.015 10/5:07.9	8/28.834 10/5:13.2	10/32.774 9/5:09.5	9/36.140 10/5:16.8	1/26.371 11/5:01.1	7/28.301 10/5:11.1
7.	4/26.628 11/5:22.1	2/28.095 11/5:08.8	5/26.932 10/5:03.6	3/27.630 11/5:11.7	7/30.501 10/5:07.5	8/27.780 10/5:08.1	10/32.105 9/5:06.5	9/29.179 10/5:13.2	1/25.297 12/5:24.9	6/26.727 10/5:04.8
8.	4/26.622 11/5:18.5	2/25.859 11/5:05.7	5/26.750 11/5:29.0	3/26.738 11/5:09.5	8/30.673 10/5:07.4	7/29.557 10/5:06.5	9/34.312 9/5:06.8		1/26.364 12/5:23.8	6/30.539 10/5:04.9
9.	4/27.175 11/5:16.3	2/25.472 11/5:02.9	5/27.302 11/5:25.8	3/27.293 11/5:08.5	7/30.271 10/5:06.8	8/32.197 10/5:08.3	9/34.690 9/5:07.4		1/26.274 12/5:22.9	6/27.215 10/5:01.2
10.	4/26.191 11/5:13.5	2/25.844 11/5:01.0	5/28.313 11/5:24.4	3/31.823 11/5:12.6	7/27.780 10/5:03.9	8/27.624 10/5:05.0			1/30.178 12/5:26.8	6/26.376 11/5:27.2
11.	4/28.304 11/5:13.3	2/27.940 11/5:01.6	5/27.739 11/5:22.6	3/28.580 11/5:12.8					1/25.544 12/5:24.9	6/26.778 11/5:24.3
12.									1/25.746 12/5:23.6	

2wd Stock (A Main)

Round 3

Top Qualifier is Diaz, Reuben 11/5: 16.074 (Rnd 2)

11

South Florida Off Road Championship Series Round 2

Ser#42318

Timing and Scoring by www.RCScoringPro.com

Sponsor	Driver Name	Car	Pos	Laps	Race Time	Behind	Fast Lap	Average Top 5	Top 10	Top 15	Q#
	Diaz, Reuben	1	1	12	5:13.692		27.378	23.581	25.690		1
	Borkowicz, Dan	2	2	12	5:15.222	1.530	27.310	23.746	25.817		2
	Everett, Erik	8	3	12	5:23.496	9.804	27.376	24.379	26.326		8
	Carlson, Glenn	4	4	12	5:25.715	12.023	27.589	24.140	26.462		4
	Kranz, Jeff	7	5	12	5:26.245	12.553	27.747	24.616	26.518		7
	Record, Corey	3	6	12	5:26.583	12.891	27.109	24.039	26.363		3
	Allen, Tom	5	7	11	5:02.438		27.969	24.405	26.663		5
	Davis, Bill	9	8	11	5:08.959	6.521	27.830	25.303	27.725		Bump
	Bickel, Kevin	6	9	11	5:17.727	15.289	27.942	25.375	28.340		6
	Iler, David	10	10	11	5:27.283	24.845	29.063	26.205	29.175		Bump

Car#	1	2	3	4	5	6	7	8	9	10
	Diaz	Borkowicz	Record	Carlson	Allen	Bickel	Kranz	Everett	Davis	Iler
1.	1/8.265 37/5:05.9	2/8.583 35/5:00.3	3/9.016 34/5:06.6	4/9.231 33/5:04.5	5/9.743 31/5:01.9	9/12.506 24/5:00.2	6/11.280 27/5:04.5	7/11.453 27/5:09.1	8/11.791 26/5:06.5	10/13.137 23/5:02.2
2.	1/27.393 17/5:03.1	2/28.018 17/5:11.1	3/28.018 17/5:14.7	4/28.351 16/5:00.6	8/35.808 14/5:18.8	9/34.323 13/5:04.3	6/31.265 15/5:19.1	5/28.367 16/5:18.5	7/31.710 14/5:04.5	10/35.530 13/5:16.3
3.	1/28.213 15/5:19.3	2/28.983 14/5:06.0	5/32.331 13/5:00.6	3/28.647 14/5:09.0	7/28.014 13/5:18.7	9/28.940 12/5:03.0	6/29.802 13/5:13.5	4/27.376 14/5:13.6	8/30.215 13/5:19.4	10/29.851 12/5:14.0
4.	1/27.383 14/5:19.3	2/27.563 13/5:02.7	5/28.094 13/5:16.7	3/28.969 13/5:09.4	7/27.969 12/5:04.5	9/29.317 12/5:15.2	6/27.808 12/5:00.4	4/28.496 13/5:10.9	8/29.664 12/5:10.1	10/34.387 11/5:10.5
5.	1/27.378 13/5:08.4	2/27.579 13/5:13.8	5/27.109 13/5:23.8	3/27.729 13/5:19.6	7/28.185 12/5:11.3	8/28.169 12/5:19.8	6/29.109 12/5:10.2	4/27.759 13/5:20.9	9/30.763 12/5:21.9	10/29.600 11/5:13.5
6.	1/27.488 13/5:16.5	2/27.808 13/5:21.8	5/28.299 12/5:05.7	3/27.589 12/5:01.0	7/28.571 12/5:16.5	8/29.476 12/5:25.4	6/28.224 12/5:14.9	4/27.484 12/5:01.8	9/30.956 11/5:02.6	10/29.063 11/5:14.5
7.	1/27.752 13/5:22.9	2/27.310 12/5:01.4	4/28.238 12/5:10.4	5/31.960 12/5:12.8	7/28.115 12/5:19.5	8/27.942 12/5:26.8	6/28.107 12/5:18.1	3/28.359 12/5:07.3	9/29.138 11/5:05.2	10/32.821 11/5:21.1
8.	1/27.761 12/5:02.4	2/28.073 12/5:05.8	3/28.401 12/5:14.2	4/28.085 12/5:15.8	7/28.205 12/5:21.9	8/31.645 11/5:05.6	6/28.140 12/5:20.6	5/31.439 12/5:16.0	9/29.054 11/5:07.0	10/29.372 11/5:21.4
9.	1/27.804 12/5:05.9	2/27.942 12/5:09.1	3/28.762 12/5:17.6	5/28.934 12/5:19.3	7/28.291 12/5:23.8	9/33.271 11/5:12.3	6/28.261 12/5:22.6	4/27.922 12/5:18.2	8/28.905 11/5:08.2	10/30.541 11/5:23.0
10.	1/27.640 12/5:08.4	2/27.721 12/5:11.4	5/30.626 12/5:22.6	4/29.136 12/5:22.3	7/31.239 11/5:01.5	9/31.077 11/5:15.3	6/28.300 12/5:24.3	3/28.800 12/5:20.9	8/28.933 11/5:09.2	10/29.895 11/5:23.6
11.	1/28.034 12/5:11.0	2/27.947 12/5:13.6	5/27.956 12/5:23.8	4/28.064 12/5:23.6	7/28.298 11/5:02.4	9/31.061 11/5:17.7	6/27.747 12/5:25.1	3/27.823 12/5:22.1	8/27.830 11/5:08.9	10/33.086 11/5:27.2
12.	1/28.581 12/5:13.6	2/27.695 12/5:15.2	6/29.733 12/5:26.5	4/29.020 12/5:25.7			5/28.202 12/5:26.2	3/28.218 12/5:23.5		

Pro 4 Mod (A Main)

Round 3

Top Qualifier is Paz, Daniel 12/5: 12.341 (Rnd 2)

14

South Florida Off Road Championship Series Round 2

Ser#42318

Timing and Scoring by www.RCScoringPro.com

Sponsor	Driver Name	Car	Pos	Laps	Race Time	Behind	Fast Lap	Average Top 5	Top 10	Top 15	Q#
	Paz, Daniel	1	1	12	5:00.970		25.571	22.158	24.386		1
	Janos `Lazi` Lazar	2	2	12	5:01.905	0.935	25.151	22.144	24.437		2
	Carlson, Glenn	3	3	12	5:09.055	8.085	26.188	23.082	25.181		3
	Chavez, Daniel	9	4	12	5:13.123	12.153	26.705	23.800	25.645		Bump
	Intravia, Chris	6	5	12	5:19.138	18.168	26.007	23.448	25.661		6
	Record, Jeff	7	6	12	5:20.026	19.056	26.460	23.612	25.681		7
	Rodriguez, Felipe	8	7	12	5:25.714	24.744	27.031	24.348	26.148		8
	Iler, David	5	8	12	5:29.860	28.890	26.694	24.068	26.451		5
	Bickel, Kevin	4	9	11	5:05.589		26.085	24.042	26.801		4
	Hutton, Jonathan	10	10	11	5:11.373	5.784	27.661	24.871	27.741		Bump

Car#	1	2	3	4	5	6	7	8	9	10
	Paz	inos `Lazi` Laz	Carlson	Bickel	Iler	Intravia	Record	Rodriguez	Chavez	Hutton
1.	1/7.937 38/5:01.7	2/8.299 37/5:07.1	3/9.406 32/5:01.1	7/12.012 25/5:00.2	10/12.389 25/5:09.7	5/10.895 28/5:04.9	4/10.765 28/5:01.5	9/12.352 25/5:08.7	6/11.163 27/5:01.3	8/12.238 25/5:06.0
2.	3/29.320 17/5:16.7	1/27.608 17/5:05.2	2/27.539 17/5:14.0	10/37.575 13/5:22.3	7/29.430 15/5:13.6	4/26.918 16/5:02.4	6/30.051 15/5:06.1	8/31.990 14/5:10.3	5/26.705 16/5:02.9	9/33.962 13/5:00.3
3.	2/25.571 15/5:14.1	1/26.659 15/5:12.8	3/28.223 14/5:04.1	10/33.690 11/5:05.3	6/27.219 14/5:22.1	5/29.476 14/5:14.0	7/29.222 13/5:03.5	9/32.241 12/5:06.3	4/27.549 14/5:05.2	8/30.351 12/5:06.1
4.	1/27.145 14/5:14.8	2/27.808 14/5:16.2	3/26.188 14/5:19.7	10/28.239 11/5:06.6	6/33.802 12/5:08.5	5/27.383 13/5:07.6	7/33.162 12/5:09.6	8/27.031 12/5:10.8	4/27.192 13/5:00.9	9/28.160 12/5:14.1
5.	2/27.793 13/5:06.2	1/26.821 13/5:04.6	3/27.459 13/5:08.9	10/26.085 11/5:02.7	6/26.813 12/5:11.1	5/26.782 13/5:15.7	7/27.210 12/5:12.9	8/27.823 12/5:15.4	4/26.848 13/5:10.5	9/28.148 12/5:18.8
6.	2/25.930 13/5:11.3	1/25.737 13/5:09.6	3/26.658 13/5:15.1	10/26.803 11/5:01.4	6/27.517 12/5:14.3	5/26.007 13/5:19.4	7/27.388 12/5:15.6	8/28.432 12/5:19.7	4/27.762 13/5:18.9	9/28.591 12/5:22.8
7.	1/25.919 13/5:15.0	3/29.729 13/5:20.6	2/26.650 13/5:19.6	10/28.982 11/5:03.8	6/26.694 12/5:15.1	5/33.049 12/5:09.4	7/26.460 12/5:15.8	8/27.400 12/5:21.0	4/27.901 12/5:00.2	9/28.648 12/5:25.8
8.	1/25.734 13/5:17.4	2/26.493 13/5:23.6	3/29.018 12/5:01.7	10/28.047 11/5:04.4	6/27.223 12/5:16.6	5/28.268 12/5:13.1	7/27.147 12/5:17.1	8/27.951 12/5:22.8	4/28.768 12/5:05.8	9/27.661 12/5:26.6
9.	1/25.682 13/5:19.2	2/25.151 13/5:24.0	3/26.510 12/5:03.5	9/27.261 11/5:03.9	7/31.548 12/5:23.5	5/28.090 12/5:15.8	6/27.299 12/5:18.2	8/27.932 12/5:24.1	4/27.094 12/5:07.9	10/32.782 11/5:06.2
10.	1/26.994 13/5:22.4	2/25.760 12/5:00.0	3/27.553 12/5:06.2	9/28.072 11/5:04.4	8/28.532 12/5:25.4	5/27.837 12/5:17.6	6/27.636 12/5:19.6	7/27.607 12/5:24.9	4/27.300 12/5:09.9	10/32.684 11/5:11.5
11.	1/25.866 13/5:23.6	2/26.069 12/5:01.2	3/26.969 12/5:07.8	9/28.823 11/5:05.5	8/28.142 12/5:26.5	5/27.797 12/5:19.0	6/26.741 12/5:19.7	7/27.577 12/5:25.4	4/27.467 12/5:11.7	10/28.148 11/5:11.3
12.	1/27.079 12/5:00.9	2/25.771 12/5:01.9	3/26.882 12/5:09.0		8/30.551 11/5:02.3	5/26.636 12/5:19.1	6/26.945 12/5:20.0	7/27.378 12/5:25.7	4/27.374 12/5:13.1	

4wd Mod (A Main)

Round 3

Top Qualifier is Lopez, Jader 13/5: 22.856 (Rnd 2)

15

South Florida Off Road Championship Series Round 2

Ser#42318

Timing and Scoring by www.RCScoringPro.com

Sponsor	Driver Name	Car	Pos	Laps	Race Time	Behind	Fast Lap	Average Top 5	Top 10	Top 15	Q#
	Lopez, Jader	1	1	13	5:06.933		24.192	21.055	22.986		1
	Borkowicz, Daimon	2	2	13	5:07.357	0.424	24.286	21.150	22.961		2
	Hazbun, Sebastian	5	3	13	5:13.603	6.670	24.445	21.535	23.338		5
	Fales, Justin	3	4	13	5:17.866	10.933	24.454	21.759	23.636		3
	Intravia, Chris	6	5	12	5:03.874		25.825	22.668	24.481		6
	Record, Corey	9	6	12	5:06.114	2.240	25.599	22.765	24.854		Bump
	Collins, Bart	7	7	12	5:08.583	4.709	24.729	22.031	24.695		7
	Phillipps, Kyle	10	8	12	5:17.181	13.307	25.466	23.096	25.608		Bump
	Janos `Lazi` Lazar	8	9	12	5:21.007	17.133	25.510	23.318	25.394		8
	Gatenby, Riker	4	10	0							4

Car#	1	2	3	4	5	6	7	8	9	10
	Lopez	Borkowicz	Fales	Gatenby	Hazbun	Intravia	Collins	nos `Lazi` Laz	Record	Phillipps
1.	1/7.672 40/5:06.8	2/8.234 37/5:04.5	4/9.139 33/5:01.6		3/8.768 35/5:06.9	5/9.851 31/5:05.3	6/10.252 30/5:07.5	9/13.260 23/5:04.9	7/10.475 29/5:03.6	8/11.024 28/5:08.5
2.	1/24.749 19/5:07.9	2/25.220 18/5:01.0	4/27.467 17/5:11.1		3/25.558 18/5:08.9	6/27.044 17/5:13.6	5/26.547 17/5:12.7	9/26.315 16/5:16.6	7/26.958 17/5:18.1	8/27.535 16/5:08.4
3.	1/25.129 16/5:06.9	2/24.894 16/5:11.1	4/25.876 15/5:12.3		3/24.784 16/5:15.2	5/26.322 15/5:16.1	7/28.473 14/5:04.5	8/26.191 14/5:06.9	6/26.397 15/5:19.1	9/28.601 14/5:13.4
4.	2/26.168 15/5:13.9	1/24.439 15/5:10.4	4/26.229 14/5:10.4		3/25.573 15/5:17.5	5/25.989 14/5:12.2	7/25.465 14/5:17.5	8/28.641 13/5:06.8	6/26.027 14/5:14.5	9/27.820 13/5:08.6
5.	2/24.739 14/5:03.6	1/25.204 14/5:02.3	4/24.881 14/5:18.0		3/25.083 14/5:07.3	5/25.883 14/5:22.2	7/27.303 13/5:06.9	8/26.089 13/5:13.3	6/27.795 13/5:05.8	9/31.191 12/5:02.8
6.	2/24.483 14/5:10.1	1/24.495 14/5:09.1	4/25.398 13/5:01.1		3/24.811 14/5:14.0	5/26.156 13/5:06.0	6/24.729 13/5:09.3	7/25.978 13/5:17.3	8/29.780 13/5:19.4	9/29.906 12/5:12.1
7.	2/25.158 14/5:16.1	1/24.286 14/5:13.5	4/25.125 13/5:04.7		3/24.867 14/5:18.8	6/30.568 13/5:19.0	5/28.502 13/5:18.0	7/27.015 13/5:22.1	8/27.631 12/5:00.1	9/26.447 12/5:12.8
8.	2/24.820 14/5:20.1	1/25.107 14/5:18.2	4/25.342 13/5:07.8		3/25.008 14/5:22.7	6/25.960 13/5:21.3	5/24.955 13/5:18.8	7/25.752 13/5:23.7	8/25.980 12/5:01.5	9/27.834 12/5:15.5
9.	2/24.192 14/5:22.1	1/24.442 14/5:20.9	4/25.314 13/5:10.2		3/25.183 13/5:02.7	6/28.494 12/5:01.6	8/31.896 12/5:04.1	5/25.510 13/5:24.6	7/25.599 12/5:02.1	9/25.981 12/5:15.1
10.	2/24.319 13/5:00.8	1/24.349 14/5:22.9	4/24.454 13/5:10.9		3/25.635 13/5:05.8	5/25.825 12/5:02.5	7/25.970 12/5:04.9	6/29.187 12/5:04.7	8/27.701 12/5:05.2	9/26.560 12/5:15.4
11.	2/24.607 13/5:02.5	1/24.573 13/5:01.6	4/25.634 13/5:13.0		3/24.445 13/5:06.9	5/25.847 12/5:03.2	7/29.737 12/5:09.6	8/30.828 12/5:10.6	6/25.958 12/5:05.7	9/25.466 12/5:14.5
12.	1/25.747 13/5:05.2	2/27.326 13/5:06.1	4/27.812 13/5:17.0		3/24.870 13/5:08.2	5/25.935 12/5:03.8	7/24.754 12/5:08.5	9/36.241 12/5:21.0	6/25.813 12/5:06.1	8/28.816 12/5:17.1
13.	1/25.150 13/5:06.9	2/24.788 13/5:07.3	4/25.195 13/5:17.8		3/29.018 13/5:13.6					

E-buggy (A Main)

Top Qualifier is Torres, Yamig 13/5: 18.344 (Rnd 2)

Round 3

16

South Florida Off Road Championship Series Round 2

Ser#42318

Timing and Scoring by www.RCScoringPro.com

Sponsor	Driver Name	Car	Pos	Laps	Race Time	Behind	Fast Lap	Average Top 5	Top 10	Top 15	Q#
	Fales, Justin	9	1	24	10:21.750		23.907	24.110	24.374	24.644	Bump
	Intravia, Chris	2	2	23	10:15.071		25.144	25.230	25.337	25.497	2
	Perez, Luis	4	3	23	10:22.458	7.387	25.018	25.181	25.458	25.789	4
	Torres, Yamig	1	4	22	9:27.661		24.167	24.556	24.905	25.106	1
	Kranz, Jeff	5	5	22	10:00.564	32.903	25.282	25.593	25.863	26.205	5
	Schaefer, Chris	6	6	22	10:01.858	34.197	24.962	25.537	25.988	26.285	6
	Janos `Lazi` Lazar	3	7	22	10:07.235	39.574	25.451	25.885	26.097	26.237	3
	Bickel, Kevin	10	8	22	10:11.204	43.543	24.939	25.547	25.977	26.418	Bump
	Mntiel, Christian	7	9	22	10:23.213	55.552	25.655	26.096	26.492	26.868	7
	Carlson, Glenn	8	10	21	10:06.543		25.534	26.403	26.915	27.549	8

Car#	1 Torres	2 Intravia	3 anos `Lazi` Laze	4 Perez	5 Kranz	6 Schaefer	7 Montiel	8 Carlson	9 Fales	10 Bickel
1.	1/32.152 19/10:10.8	2/35.210 18/10:33.7	4/36.108 17/10:13.8	6/36.634 17/10:22.7	5/36.302 17/10:17.0	7/36.839 17/10:26.2	10/39.106 16/10:25.7	8/38.475 16/10:15.6	3/35.864 17/10:09.6	9/38.869 16/10:21.9
2.	1/25.626 21/10:06.6	2/25.144 20/10:03.5	4/26.226 20/10:23.2	9/29.504 19/10:28.3	5/26.971 19/10:01.0	6/27.309 19/10:09.4	10/27.938 18/10:03.3	8/27.485 19/10:26.6	3/24.929 20/10:07.8	7/25.902 19/10:15.3
3.	1/25.060 22/10:07.4	4/28.193 21/10:19.8	3/26.113 21/10:19.1	9/26.484 20/10:17.4	5/26.465 21/10:28.1	7/26.635 20/10:05.2	10/28.415 19/10:04.5	8/25.534 20/10:09.9	2/25.269 21/10:02.4	6/25.716 20/10:03.2
4.	1/25.333 23/10:21.9	4/26.643 21/10:04.7	3/26.373 21/10:02.8	8/25.697 21/10:21.1	5/25.801 21/10:06.5	7/26.427 21/10:15.3	10/26.246 20/10:08.5	9/29.538 20/10:05.1	2/25.444 22/10:13.3	6/26.152 21/10:12.3
5.	1/24.410 23/10:09.8	4/25.360 22/10:18.4	3/25.451 22/10:17.1	7/25.145 21/10:02.5	6/26.277 22/10:24.0	8/26.855 21/10:05.0	10/28.130 21/10:29.3	9/26.364 21/10:19.0	2/25.427 22/10:02.4	5/25.025 22/10:23.3
6.	1/24.167 23/10:00.8	7/31.405 21/10:01.8	8/32.284 21/10:03.9	5/26.416 22/10:22.8	3/25.282 22/10:12.6	6/26.236 22/10:24.4	9/26.365 21/10:16.6	10/29.501 21/10:19.1	2/24.939 23/10:20.5	4/27.401 22/10:19.8
7.	1/24.501 24/10:21.4	6/25.330 22/10:20.0	8/27.635 21/10:00.5	3/25.557 22/10:14.2	4/28.662 22/10:15.2	5/26.420 22/10:18.2	9/25.655 21/10:05.5	10/27.417 21/10:12.9	2/23.907 23/10:10.4	7/29.064 22/10:22.6
8.	1/24.831 24/10:18.2	5/25.187 22/10:11.7	10/32.368 21/10:10.4	3/25.199 22/10:06.7	4/25.656 22/10:08.9	7/28.838 22/10:20.2	8/27.498 21/10:02.0	9/27.539 21/10:08.6	2/24.101 23/10:03.4	6/26.291 22/10:17.1
9.	1/25.516 24/10:17.6	5/25.364 22/10:05.8	9/26.002 21/10:03.3	3/25.552 22/10:01.7	4/25.589 22/10:03.8	7/29.390 22/10:23.2	8/26.034 22/10:24.2	10/27.221 21/10:04.4	2/24.806 24/10:25.8	6/24.939 22/10:09.5
10.	1/25.576 24/10:17.2	5/25.648 22/10:01.6	9/26.430 22/10:26.9	3/26.511 23/10:27.2	4/25.780 22/10:00.1	7/26.039 22/10:18.1	8/26.934 22/10:21.1	10/30.260 21/10:07.5	2/24.664 24/10:22.4	6/26.301 22/10:06.4
11.	1/24.871 24/10:15.3	5/28.303 22/10:03.5	9/31.113 21/10:03.4	4/28.444 22/10:02.2	3/27.446 22/10:00.4	7/25.413 22/10:12.7	8/27.061 22/10:18.7	10/33.903 21/10:17.0	2/27.389 24/10:25.6	6/26.516 22/10:04.3
12.	1/26.099 24/10:16.2	5/25.223 23/10:26.7	9/26.261 22/10:27.6	4/25.200 23/10:25.4	3/25.659 23/10:24.6	7/28.384 22/10:13.7	8/26.682 22/10:16.1	10/26.517 21/10:12.0	2/32.164 23/10:11.2	6/27.742 22/10:04.8
13.	1/26.428 24/10:17.6	5/27.791 22/10:00.4	9/26.638 22/10:24.4	4/26.279 23/10:23.8	3/26.350 23/10:23.1	7/25.828 22/10:10.2	8/27.438 22/10:15.1	10/26.583 21/10:07.9	2/25.923 23/10:10.0	6/29.157 22/10:07.6
14.	1/25.356 24/10:17.0	5/27.010 23/10:27.2	9/26.367 22/10:21.2	3/27.098 23/10:23.8	4/27.729 23/10:24.2	6/25.443 22/10:06.6	8/26.179 22/10:12.3	10/27.901 21/10:06.3	2/25.370 23/10:08.1	7/27.681 22/10:07.7
15.	1/25.503 24/10:16.6	5/26.185 23/10:25.6	8/26.458 22/10:18.6	3/26.209 23/10:22.4	4/27.637 23/10:25.0	7/28.641 22/10:08.2	9/33.899 22/10:21.2	10/27.015 21/10:03.7	2/24.108 23/10:04.5	6/26.941 22/10:06.7
16.	1/25.351 24/10:16.1	4/25.505 23/10:23.1	8/25.950 22/10:15.6	3/25.018 23/10:19.4	5/27.049 23/10:24.8	6/26.485 22/10:06.6	9/28.325 22/10:21.3	10/29.558 21/10:04.8	2/24.542 23/10:02.0	7/30.798 22/10:11.1
17.	1/25.167 24/10:15.4	4/25.264 23/10:20.6	8/26.554 22/10:13.8	3/27.228 23/10:19.8	5/26.458 23/10:23.8	6/26.727 22/10:05.5	9/27.084 22/10:19.8	10/28.888 21/10:04.9	2/24.172 24/10:25.4	7/26.729 22/10:09.8
18.	1/25.527 24/10:15.2	4/25.776 23/10:19.1	8/26.313 22/10:11.8	3/25.345 23/10:17.8	5/26.948 23/10:23.6	6/26.868 22/10:04.7	9/27.904 22/10:19.5	10/28.262 21/10:04.2	2/24.524 24/10:23.3	7/26.212 22/10:07.9
19.	1/26.519 24/10:16.4	4/25.581 23/10:17.5	8/26.584 22/10:10.4	3/25.658 23/10:16.3	5/30.852 22/10:00.8	6/24.962 22/10:01.8	9/26.684 22/10:17.8	10/30.629 21/10:06.3	2/24.263 24/10:21.2	7/28.863 22/10:09.3
20.	1/28.295 24/10:19.5	4/25.878 23/10:16.3	7/25.910 22/10:08.4	3/26.566 23/10:16.1	6/28.868 22/10:02.5	5/26.625 22/10:00.9	9/31.476 22/10:21.5	10/27.474 21/10:04.8	2/24.655 24/10:19.7	8/28.763 22/10:10.5
21.	1/25.948 24/10:19.7	3/25.407 23/10:14.8	7/27.533 22/10:08.3	4/27.402 23/10:16.7	5/25.780 22/10:00.8	6/27.861 22/10:01.5	9/27.322 22/10:20.5	10/30.479 21/10:06.5	2/25.933 24/10:19.8	8/29.426 22/10:12.3
22.	1/25.425 24/10:19.2	3/25.607 23/10:13.6	7/26.564 22/10:07.2	4/28.200 23/10:18.2	5/27.003 22/10:00.5	6/27.633 22/10:01.8	9/30.838 22/10:23.2		2/25.408 24/10:19.4	8/26.716 22/10:11.2
23.		2/28.057 23/10:15.0		3/31.112 23/10:22.4					1/25.563 24/10:19.1	
24.									1/28.386 24/10:21.7	