



### South Florida Off Road Championship Series II - Race 1

Ser#42318

Timing and Scoring by [www.RCScoringPro.com](http://www.RCScoringPro.com)

Sponsor	Driver Name	Car	Pos	Laps	Race Time	Behind	Fast Lap	Average Top 5	Top 10	Top 15	Q#
	Applegate, Mke	5	1	10	5:16.781		30.682	30.996	31.678		1
	Intravia, Chris	8	2	10	5:17.061	0.280	30.227	30.814	31.706		2
	Record, Corey	6	3	10	5:26.705	9.924	30.390	30.699	32.670		3
	Hutton, Jonathan	4	4	9	5:08.582		32.226	33.107			4
	Romani, Ron	7	5	9	5:18.126	9.544	33.644	34.088			5
AGORACOPS	Kranz, Jeff	2	6	9	5:28.241	19.659	33.283	34.338			6
	Santiso, Tristan	3	7	9	5:29.359	20.777	20.221	28.520			7
	Reiman, Wayne	1	8	6	5:09.718		45.335	49.713			8

Car# 1	2	3	4	5	6	7	8	9	10
Reiman	Kranz	Santiso	Hutton	Applegate	Record	Romani	Intravia		
1. 8/45.335 7/5:17.3	7/41.897 8/5:35.1	4/34.260 9/5:08.3	5/34.911 9/5:14.1	3/31.770 10/5:17.6	2/30.800 10/5:08.0	6/36.365 9/5:27.2	1/30.642 10/5:06.3		
2. 8/54.814 6/5:00.4	7/34.377 8/5:05.0	4/34.766 9/5:10.6	6/37.124 9/5:24.1	2/31.135 10/5:14.5	1/30.390 10/5:05.9	5/33.644 9/5:15.0	3/35.404 10/5:30.2		
3. 8/53.724 6/5:07.7	7/36.225 9/5:37.5	6/40.221 9/5:27.7	5/33.546 9/5:16.7	1/30.714 10/5:12.0	2/33.156 10/5:14.5	4/33.956 9/5:11.8	3/31.341 10/5:24.6		
4. 8/49.331 6/5:04.7	7/33.966 9/5:29.5	6/36.972 9/5:28.9	4/35.262 9/5:16.8	1/33.061 10/5:16.7	3/34.313 10/5:21.6	5/37.195 9/5:17.6	2/30.227 10/5:19.0		
5. 8/45.361 7/5:47.9	7/34.383 9/5:25.5	6/33.092 9/5:22.7	4/33.925 9/5:14.5	1/31.704 10/5:16.7	2/30.881 10/5:19.0	5/33.674 9/5:14.6	3/33.221 10/5:21.6		
6. 8/61.153 6/5:09.7	7/33.283 9/5:21.1	4/22.393 9/5:02.5	5/32.540 9/5:10.9	1/33.145 10/5:19.2	3/34.819 10/5:23.9	6/35.104 9/5:14.9	2/31.823 10/5:21.1		
7.	7/35.682 9/5:21.1	1/20.221 10/5:17.0	5/32.226 9/5:07.9	2/31.482 10/5:18.5	4/30.896 10/5:21.8	6/36.551 9/5:16.9	3/31.140 10/5:19.7		
8.	7/41.976 9/5:28.2	4/34.688 10/5:20.7	5/33.299 9/5:06.9	1/30.682 10/5:17.1	3/30.530 10/5:19.7	6/34.063 9/5:15.6	2/31.144 10/5:18.6		
9.	7/36.452 9/5:28.2	3/32.633 10/5:21.3	5/35.749 9/5:08.5	1/30.968 10/5:16.2	4/36.013 10/5:24.2	6/37.574 9/5:18.1	2/30.917 10/5:17.6		
10.		4/40.113 10/5:29.3		1/32.120 10/5:16.7	3/34.907 10/5:26.7		2/31.202 10/5:17.0		

# 2wd Stock

Round 1

Top Qualifier is Applegate, Mike 10/5: 16.781 (Rnd 1)

2

## South Florida Off Road Championship Series II - Race 1

Ser#42318

Timing and Scoring by [www.RCScoringPro.com](http://www.RCScoringPro.com)

Sponsor	Driver Name	Car	Pos	Laps	Race Time	Behind	Fast Lap	Average Top 5	Top 10	Top 15	Q#
	Allen, Tom	1	1	10	5:24.646		31.150	31.554	32.465		3
<i>Sponsored</i>	Cooper, Jared	7	2	9	5:09.705		33.325	33.564			6
	Kirkpatrick, Matt	4	3	9	5:14.060	4.355	33.070	33.533			7
	O'Rourke, Alex	3	4	9	5:17.165	7.460	32.266	33.906			8
	Alfaro, Joshua	2	5	9	5:27.925	18.220	33.054	33.917			10
	Quiros, MJ	6	6	8	5:34.461		38.725	39.690			13
	De Young, Johnathan	5	7	7	5:21.388		40.817	44.639			14

Car#	1	2	3	4	5	6	7	8	9	10
	Allen	Alfaro	O'Rourke	Kirkpatrick	De Young	Quiros	Cooper			
1.	1/31.967 10/5:19.6	4/39.923 8/5:19.3	2/36.344 9/5:27.0	5/40.109 8/5:20.8	6/40.817 8/5:26.5	7/45.528 7/5:18.7	3/38.304 8/5:06.3			
2.	1/32.740 10/5:23.5	5/36.076 8/5:04.0	2/35.070 9/5:21.3	4/34.352 9/5:35.0	6/41.127 8/5:27.7	7/39.263 8/5:39.1	3/33.902 9/5:24.9			
3.	1/31.226 10/5:19.7	5/35.500 9/5:34.5	2/33.918 9/5:15.9	4/33.533 9/5:23.9	7/48.845 7/5:05.1	6/38.934 8/5:29.9	3/33.325 9/5:16.5			
4.	1/33.340 10/5:23.1	5/33.750 9/5:26.8	2/32.266 9/5:09.5	4/34.990 9/5:21.7	7/48.836 7/5:14.3	6/38.725 8/5:24.8	3/34.094 9/5:14.1			
5.	1/35.775 10/5:30.1	5/33.054 9/5:20.9	3/36.169 9/5:12.7	4/33.456 9/5:17.5	7/45.083 7/5:14.5	6/40.806 8/5:25.2	2/33.682 9/5:11.9			
6.	1/31.838 10/5:28.1	5/33.272 9/5:17.3	4/36.101 9/5:14.8	3/33.376 9/5:14.7	7/49.348 7/5:19.7	6/41.540 8/5:26.4	2/33.335 9/5:09.9			
7.	1/32.486 10/5:27.6	5/36.612 9/5:19.1	4/34.261 9/5:13.8	3/34.228 9/5:13.7	7/47.332 7/5:21.3	6/40.721 8/5:26.3	2/34.240 9/5:09.7			
8.	1/31.588 10/5:26.1	5/34.007 9/5:17.4	4/34.014 9/5:12.9	3/33.070 9/5:11.7		6/48.944 8/5:34.4	2/33.575 9/5:08.7			
9.	1/31.150 10/5:24.5	5/45.731 9/5:27.9	4/39.022 9/5:17.1	3/36.946 9/5:14.0			2/35.248 9/5:09.7			
10.	1/32.536 10/5:24.6									

Top Qualifiers	Qual#	Laps	Race Time (Difference)	Round	Race	Pos in Race	Fast Lap
Applegate, Mike	1	10	5:16.781	1	1	1	30.682
Intravia, Chris	2	10	5:17.061 0.280	1	1	2	30.227
Allen, Tom	3	10	5:24.646 7.585	1	2	1	31.150
Record, Corey	4	10	5:26.705 2.059	1	1	3	30.390
Hutton, Jonathan	5	9	5:08.582	1	1	4	32.226
Cooper, Jared	6	9	5:09.705 1.123	1	2	2	33.325
Kirkpatrick, Matt	7	9	5:14.060 4.355	1	2	3	33.070
O'Rourke, Alex	8	9	5:17.165 3.105	1	2	4	32.266
Romani, Ron	9	9	5:18.126 0.961	1	1	5	33.644
Alfaro, Joshua	10	9	5:27.925 9.799	1	2	5	33.054

# South Florida Off Road Championship Series II - Race 1

Ser#42318

Timing and Scoring by [www.RCScoringPro.com](http://www.RCScoringPro.com)

Sponsor	Driver Name	Car	Pos	Laps	Race Time	Behind	Fast Lap	Average Top 5	Top 10	Top 15	Q#
	Record, Corey	9	1	10	5:27.865		31.165	31.594	32.786		1
	Hazbun, Richard	11	2	10	5:33.902	6.037	31.184	31.561	33.390		2
	Kretzschmar, Loren	7	3	9	5:09.171		32.491	33.625			3
	Johnston, Richard	6	4	9	5:12.268	3.097	32.984	33.542			4
	Lazar `Lazi` Janos	1	5	9	5:13.822	4.651	30.692	32.132			5
	Montiel, Christian	2	6	9	5:19.466	10.295	32.969	33.945			6
	De Young, Jerry	4	7	9	5:20.837	11.666	33.270	33.893			7
	vega, Laz	8	8	9	5:33.310	24.139	33.842	35.409			8
	Tavares, Mke	5	9	8	5:14.879		35.553	36.730			9
	Quiros, Shaun	3	10	8	5:16.428	1.549	36.569	37.699			10
	Diaz, Carlos	12	11	7	5:13.941		38.664	43.181			11
	Carlson, Glenn	10	12	0							12

Car# 1	2	3	4	5	6	7	8	9	10
Lazar `Lazi` Janc	Montiel	Quiros	De Young	Tavares	Johnston	Kretzschmar	vega	Record	Carlson
1. 11/51.642 6/5:09.8	5/35.493 9/5:19.4	8/37.818 8/5:02.5	4/34.717 9/5:12.4	6/36.438 9/5:27.9	2/33.469 9/5:01.2	3/34.375 9/5:09.4	7/36.977 9/5:32.8	9/38.200 8/5:05.6	
2. 10/35.972 7/5:06.6	4/34.030 9/5:12.8	9/44.272 8/5:28.3	8/45.206 8/5:19.6	6/35.876 9/5:25.3	2/35.141 9/5:08.7	3/34.287 9/5:08.9	7/41.071 8/5:12.1	5/31.610 9/5:14.1	
3. 9/33.367 8/5:22.6	5/32.969 9/5:07.4	10/39.437 8/5:24.0	7/33.270 8/5:01.8	6/35.553 9/5:23.6	4/33.777 9/5:07.1	3/33.638 9/5:06.9	8/35.406 8/5:02.5	2/31.775 9/5:04.7	
4. 9/32.093 8/5:06.1	4/33.870 9/5:06.8	10/36.569 8/5:16.1	6/33.551 9/5:30.1	8/43.692 8/5:03.1	5/35.174 9/5:09.5	3/32.491 9/5:03.2	7/33.877 9/5:31.4	2/31.863 9/5:00.2	
5. 8/33.208 9/5:35.3	2/33.735 9/5:06.1	10/39.292 8/5:15.8	7/35.034 9/5:27.2	9/38.746 8/5:04.4	4/33.779 9/5:08.4	3/35.981 9/5:07.3	6/33.842 9/5:26.1	1/35.073 9/5:03.3	
6. 10/65.549 8/5:35.7	5/41.844 9/5:17.9	9/37.077 8/5:12.6	6/36.208 9/5:26.9	8/37.241 8/5:03.4	4/37.803 9/5:13.7	3/35.237 9/5:09.0	7/36.943 9/5:27.1	1/32.036 9/5:00.8	
7. 10/30.692 8/5:22.8	5/35.707 9/5:18.4	9/44.226 8/5:18.5	6/34.924 9/5:25.1	8/38.544 8/5:04.1	4/32.984 9/5:11.3	3/33.638 9/5:08.1	7/38.001 9/5:29.2	1/32.661 10/5:33.1	
8. 8/31.299 8/5:13.8	5/35.123 9/5:18.1	10/37.737 8/5:16.4	6/34.576 9/5:23.4	9/48.789 8/5:14.8	4/36.439 9/5:13.3	3/35.452 9/5:09.4	7/37.274 9/5:30.0	1/31.165 10/5:30.4	
9.	5/36.695 9/5:19.4		6/33.351 9/5:20.8		4/33.702 9/5:12.2	3/34.072 9/5:09.1	7/39.919 9/5:33.3	1/31.559 10/5:28.8	
10.								1/31.923 10/5:27.8	

Car# 11	12	13	14	15	16	17	18	19	20
Hazbun	Diaz								
1. 1/33.399 9/5:00.5	10/47.707 7/5:33.9								
2. 1/31.911 10/5:26.5	11/48.923 7/5:38.2								
3. 1/32.427 10/5:25.7	11/38.664 7/5:15.6								
4. 1/31.796 10/5:23.8	11/49.114 7/5:22.7								
5. 5/43.205 9/5:10.9	11/41.154 7/5:15.7								
6. 2/31.185 9/5:05.8	11/41.809 7/5:11.9								
7. 2/31.184 9/5:02.2	11/46.570 7/5:13.9								
8. 2/32.733 9/5:01.3									
9. 2/31.729 10/5:32.8									
10. 2/34.333 9/5:00.5									

Top Qualifiers	Qual#	Laps	Race Time (Difference)	Round	Race	Pos in Race	Fast Lap
Record, Corey	1	10	5:27.865	1	3	1	31.165
Hazbun, Richard	2	10	5:33.902 6.037	1	3	2	31.184
Kretzschmar, Loren	3	9	5:09.171	1	3	3	32.491
Johnston, Richard	4	9	5:12.268 3.097	1	3	4	32.984

Lazar `Lazi` Janos	5	9	5:13.822	1.554	1	3	5	30.692
Montiel, Christian	6	9	5:19.466	5.644	1	3	6	32.969
De Young, Jerry	7	9	5:20.837	1.371	1	3	7	33.270
vega, Laz	8	9	5:33.310	12.47	1	3	8	33.842
Tavares, Mike	9	8	5:14.879		1	3	9	35.553
Quiros, Shaun	10	8	5:16.428	1.549	1	3	10	36.569

South Florida Off Road Championship Series II - Race 1

Ser#42318

Timing and Scoring by www.RCScoringPro.com

Sponsor	Driver Name	Car	Pos	Laps	Race Time	Behind	Fast Lap	Average Top 5	Top 10	Top 15	Q#
	Record, Corey	8	1	10	5:15.149		30.253	30.556	31.515		1
	Hazbun, Richard	9	2	10	5:23.341	8.192	30.947	31.434	32.334		2
	Carlson, Glenn	7	3	10	5:27.213	12.064	31.520	31.922	32.721		3
	Hazbun, Sebastian	2	4	9	5:02.908		30.974	34.075			4
	Kretzschmar, Loren	10	5	9	5:06.124	3.216	32.163	32.764			5
	Cooper, Jared	6	6	9	5:12.586	9.678	31.971	32.537			6
	O'Rourke, Alex	5	7	8	5:03.719		35.964	36.744			7
	Alfaro, Joshua	1	8	8	5:30.053	26.334	35.404	38.084			8
	Honcho, Mke	3	9	8	5:33.632	29.913	36.934	39.271			9
	Butera, Gavin "The Hammer"	4	10	8	5:33.977	30.258	35.780	39.085			10

Car#	1	2	3	4	5	6	7	8	9	10
	Alfaro	Hazbun	Honcho	Butera	O'Rourke	Cooper	Carlson	Record	Hazbun	Kretzschmar
1.	9/52.940 6/5:17.6	6/38.773 8/5:10.1	10/54.070 6/5:24.4	8/41.729 8/5:33.8	7/39.098 8/5:12.8	5/37.431 9/5:36.8	3/32.921 10/5:29.2	1/31.072 10/5:10.6	2/32.706 10/5:27.1	4/34.564 9/5:11.0
2.	8/35.680 7/5:10.1	10/64.620 6/5:10.1	9/39.959 7/5:29.1	7/39.223 8/5:23.8	6/37.365 8/5:05.8	5/33.385 9/5:18.6	2/32.336 10/5:26.3	1/30.253 10/5:06.6	3/34.961 9/5:04.5	4/33.430 9/5:05.9
3.	8/39.892 8/5:42.6	10/31.769 7/5:15.3	9/36.934 7/5:05.5	7/45.594 8/5:37.4	6/37.084 8/5:02.8	5/36.896 9/5:23.1	2/32.593 10/5:26.1	1/31.754 10/5:10.2	3/30.947 10/5:28.6	4/32.163 9/5:00.4
4.	10/44.353 7/5:02.5	7/30.974 8/5:32.2	8/38.409 8/5:38.7	9/45.819 7/5:01.6	6/36.005 9/5:36.4	5/32.063 9/5:14.5	3/34.210 10/5:30.1	1/30.605 10/5:09.2	2/31.390 10/5:25.0	4/32.180 10/5:30.8
5.	9/37.627 8/5:36.7	7/34.538 8/5:21.0	8/40.334 8/5:35.5	10/47.138 7/5:07.3	6/41.244 8/5:05.2	5/33.251 9/5:11.4	3/32.672 10/5:29.4	1/33.734 10/5:14.8	2/31.786 10/5:23.5	4/37.296 9/5:05.3
6.	8/41.819 8/5:36.4	10/67.914 7/5:13.3	7/40.721 8/5:33.9	9/35.780 8/5:40.3	6/37.303 8/5:04.1	5/34.172 9/5:10.7	3/35.208 10/5:33.2	1/30.325 10/5:12.9	2/32.166 10/5:23.2	4/34.170 9/5:05.7
7.	7/35.404 8/5:28.8	10/34.320 7/5:02.9	8/41.752 8/5:33.9	9/39.535 8/5:36.9	6/39.656 8/5:06.0	5/32.013 9/5:07.5	3/31.853 10/5:31.1	1/31.197 10/5:12.7	2/31.162 10/5:21.6	4/33.819 9/5:05.5
8.	7/42.338 8/5:30.0		8/41.453 8/5:33.6	9/39.159 8/5:33.9	6/35.964 8/5:03.7	5/41.404 9/5:15.6	3/31.520 10/5:29.1	1/34.332 10/5:16.5	2/34.104 10/5:24.0	4/36.275 9/5:08.1
9.						5/31.971 9/5:12.5	3/32.329 10/5:28.4	1/30.524 10/5:15.3	2/31.884 10/5:23.4	4/32.227 9/5:06.1
10.							3/31.571 10/5:27.2	1/31.353 10/5:15.1	2/32.235 10/5:23.3	

Top Qualifiers	Qual#	Laps	Race Time (Difference)	Round	Race	Pos in Race	Fast Lap
Record, Corey	1	10	5:15.149	1	4	1	30.253
Hazbun, Richard	2	10	5:23.341 8.192	1	4	2	30.947
Carlson, Glenn	3	10	5:27.213 3.872	1	4	3	31.520
Hazbun, Sebastian	4	9	5:02.908	1	4	4	30.974
Kretzschmar, Loren	5	9	5:06.124 3.216	1	4	5	32.163
Cooper, Jared	6	9	5:12.586 6.462	1	4	6	31.971
O'Rourke, Alex	7	8	5:03.719	1	4	7	35.964
Alfaro, Joshua	8	8	5:30.053 26.33	1	4	8	35.404
Honcho, Mike	9	8	5:33.632 3.579	1	4	9	36.934
Butera, Gavin "The Hammer"	10	8	5:33.977 0.345	1	4	10	35.780

# 13.5 4WD Buggy

Round 1

5

## South Florida Off Road Championship Series II - Race 1

Ser#42318

Timing and Scoring by [www.RCScoringPro.com](http://www.RCScoringPro.com)

Sponsor	Driver Name	Car	Pos	Laps	Race Time	Behind	Fast Lap	Average Top 5	Top 10	Top 15	Q#
	Vasan, Sebastian	4	1	11	5:26.652		29.247	29.390	29.592		1
	Chavez, Daniel	6	2	10	5:01.236		28.402	28.686	30.124		2
	Kirkpatrick, Matt	3	3	10	5:04.015	2.779	28.833	29.570	30.402		3
	Kranz, Jeff	1	4	10	5:05.689	4.453	29.089	29.470	30.569		4
	Iler, David	2	5	10	5:11.065	9.829	29.180	30.230	31.107		5
	OConnell, Denis	10	6	10	5:14.510	13.274	29.429	30.204	31.451		6
	Iler, Jessica	5	7	10	5:18.788	17.552	30.205	31.176	31.879		7
	Cooper, Jared	7	8	10	5:19.839	18.603	31.296	31.397	31.984		8
	Lee, Pak	8	9	10	5:25.633	24.397	30.345	31.198	32.563		9
	Allen, Tom	9	10	0							10

Car#	1	2	3	4	5	6	7	8	9	10
	Kranz	Iler	Kirkpatrick	Vasan	Iler	Chavez	Cooper	Lee	Allen	OConnell
1.	7/32.334 10/5:23.2	3/30.227 10/5:02.3	5/31.002 10/5:10.0	1/29.375 11/5:23.1	8/33.391 9/5:00.5	4/30.387 10/5:03.8	6/31.517 10/5:15.1	9/35.499 9/5:19.5		2/29.809 11/5:27.9
2.	6/30.617 10/5:14.7	4/30.783 10/5:05.0	5/30.466 10/5:07.3	1/29.517 11/5:23.8	8/31.620 10/5:25.0	2/28.720 11/5:25.1	7/31.636 10/5:15.7	9/33.719 9/5:11.4		3/29.429 11/5:25.8
3.	4/30.996 10/5:13.1	7/34.119 10/5:17.0	5/32.591 10/5:13.5	2/29.899 11/5:25.5	8/31.621 10/5:22.1	1/28.614 11/5:21.6	6/31.445 10/5:15.3	9/33.001 9/5:06.6		3/31.628 10/5:02.9
4.	4/29.217 10/5:07.8	6/31.493 10/5:16.5	5/29.722 10/5:09.4	1/29.513 11/5:25.3	8/33.169 10/5:24.5	2/33.213 10/5:02.3	7/32.176 10/5:16.9	9/31.240 9/5:00.2		3/31.015 10/5:04.6
5.	3/29.089 10/5:04.5	6/30.650 10/5:14.5	5/29.483 10/5:06.5	1/30.728 11/5:27.8	8/31.612 10/5:22.8	2/30.503 10/5:02.8	7/32.597 10/5:18.7	9/33.842 9/5:01.1		4/30.439 10/5:04.6
6.	5/33.523 10/5:09.6	6/30.594 10/5:13.1	3/30.535 10/5:06.3	1/29.558 11/5:27.4	8/30.205 10/5:19.3	2/28.402 11/5:29.7	7/31.405 10/5:17.9	9/31.979 10/5:32.1		4/32.512 10/5:08.0
7.	5/30.871 10/5:09.5	6/32.738 10/5:15.1	3/28.833 10/5:03.7	1/29.728 11/5:27.3	8/31.051 10/5:18.0	2/28.903 11/5:28.0	7/31.321 10/5:17.2	9/30.345 10/5:28.0		4/30.524 10/5:07.6
8.	4/30.583 10/5:09.0	6/30.781 10/5:14.2	3/29.970 10/5:03.2	1/29.299 11/5:26.7	7/31.766 10/5:18.0	2/33.511 10/5:02.8	8/34.357 10/5:20.5	9/31.443 10/5:26.3		5/32.343 10/5:09.6
9.	4/29.109 10/5:07.0	6/29.180 10/5:11.7	3/31.573 10/5:04.6	1/29.247 11/5:26.1	7/32.959 10/5:19.3	2/28.791 10/5:01.1	8/31.296 10/5:19.7	9/33.583 10/5:27.3		5/30.821 10/5:09.4
10.	4/29.350 10/5:05.6	5/30.500 10/5:11.0	3/29.840 10/5:04.0	1/29.695 11/5:26.2	7/31.394 10/5:18.7	2/30.192 10/5:01.2	8/32.089 10/5:19.8	9/30.982 10/5:25.6		6/35.990 10/5:14.5
11.				1/30.093 11/5:26.6						

Top Qualifiers	Qual#	Laps	Race Time (Difference)	Round	Race	Pos in Race	Fast Lap
Vasan, Sebastian	1	11	5:26.652	1	5	1	29.247
Chavez, Daniel	2	10	5:01.236	1	5	2	28.402
Kirkpatrick, Matt	3	10	5:04.015 2.779	1	5	3	28.833
Kranz, Jeff	4	10	5:05.689 1.674	1	5	4	29.089
Iler, David	5	10	5:11.065 5.376	1	5	5	29.180
OConnell, Denis	6	10	5:14.510 3.445	1	5	6	29.429
Iler, Jessica	7	10	5:18.788 4.278	1	5	7	30.205
Cooper, Jared	8	10	5:19.839 1.051	1	5	8	31.296
Lee, Pak	9	10	5:25.633 5.794	1	5	9	30.345
Allen, Tom	10	0		1	5	10	



# South Florida Off Road Championship Series II - Race 1

Ser#42318

Timing and Scoring by [www.RCScoringPro.com](http://www.RCScoringPro.com)

Sponsor	Driver Name	Car	Pos	Laps	Race Time	Behind	Fast Lap	Average Top 5	Top 10	Top 15	Q#
	Lopez, Jader	5	1	11	5:10.529		27.041	27.295	27.912		1
	Intravia, Chris	6	2	11	5:14.609	4.080	27.590	27.836	28.335		2
	Paz, Daniel	8	3	11	5:16.278	5.749	27.848	28.168	28.630		3
	Espinosa, Jack	4	4	11	5:25.321	14.792	28.056	28.706	29.153		4
	Butera, Gavin "The Hammer"	1	5	10	5:11.104		28.970	29.937	31.110		5
	Carlson, Glenn	2	6	10	5:11.501	0.397	28.749	29.449	31.150		6
	Mntiel, Christian	3	7	10	5:15.991	4.887	28.514	29.698	31.599		7
	Molina, Felix	7	8	10	5:29.309	18.205	31.001	31.704	32.931		8

Car#	1	2	3	4	5	6	7	8	9	10
	Butera	Carlson	Montiel	Espinosa	Lopez	Intravia	Molina	Paz		
1.	2/30.540 10/5:05.3	8/35.544 9/5:19.8	6/33.461 9/5:01.1	7/33.789 9/5:04.1	5/31.405 10/5:14.1	4/31.261 10/5:12.6	3/31.001 10/5:10.0	1/28.568 11/5:14.2		
2.	4/31.081 10/5:08.0	8/31.716 9/5:02.6	7/33.507 9/5:01.3	5/29.566 10/5:16.8	2/27.372 11/5:23.2	3/29.473 10/5:03.6	6/32.865 10/5:19.3	1/28.039 11/5:11.3		
3.	4/30.037 10/5:05.5	8/35.638 9/5:08.7	7/33.260 9/5:00.6	5/28.698 10/5:06.8	2/28.631 11/5:20.5	3/28.505 11/5:27.2	6/35.650 10/5:31.7	1/29.672 11/5:16.3		
4.	5/34.254 10/5:14.7	8/30.342 10/5:33.1	6/29.659 10/5:24.7	4/29.106 10/5:02.8	2/28.672 11/5:19.2	3/27.590 11/5:21.2	7/31.504 10/5:27.5	1/27.848 11/5:13.8		
5.	5/30.663 10/5:13.1	7/31.016 10/5:28.5	6/29.763 10/5:19.3	4/29.477 10/5:01.2	3/29.258 11/5:19.7	2/28.491 11/5:19.7	8/34.048 10/5:30.1	1/28.787 11/5:14.4		
6.	5/29.573 10/5:10.2	7/29.682 10/5:23.2	6/29.970 10/5:16.0	4/28.955 11/5:29.2	2/27.041 11/5:16.0	3/28.886 11/5:19.3	8/31.052 10/5:26.8	1/29.102 11/5:15.3		
7.	5/32.337 10/5:12.1	6/28.749 10/5:18.1	7/34.737 10/5:20.5	4/29.269 11/5:28.2	1/27.203 11/5:13.6	3/27.872 11/5:17.5	8/32.098 10/5:26.0	2/29.051 11/5:15.9		
8.	5/33.085 10/5:14.4	6/30.188 10/5:16.0	7/32.537 10/5:21.1	4/28.744 11/5:26.6	1/27.806 11/5:12.6	3/28.813 11/5:17.4	8/33.086 10/5:26.6	2/28.843 11/5:16.1		
9.	6/30.564 10/5:13.4	5/28.901 10/5:13.0	7/30.583 10/5:19.4	4/28.056 11/5:24.6	1/27.724 11/5:11.8	3/27.869 11/5:16.2	8/34.421 10/5:28.5	2/28.346 11/5:15.6		
10.	5/28.970 10/5:11.1	6/29.725 10/5:11.5	7/28.514 10/5:15.9	4/29.077 11/5:24.2	1/28.283 11/5:11.7	3/27.725 11/5:15.1	8/33.584 10/5:29.3	2/28.041 11/5:14.9		
11.				4/30.584 11/5:25.3	1/27.134 11/5:10.5	2/28.124 11/5:14.6		3/29.981 11/5:16.2		

Top Qualifiers	Qual#	Laps	Race Time (Difference)	Round	Race	Pos in Race	Fast Lap
Lopez, Jader	1	11	5:10.529	1	6	1	27.041
Intravia, Chris	2	11	5:14.609 4.080	1	6	2	27.590
Paz, Daniel	3	11	5:16.278 1.669	1	6	3	27.848
Espinosa, Jack	4	11	5:25.321 9.043	1	6	4	28.056
Butera, Gavin "The Hammer"	5	10	5:11.104	1	6	5	28.970
Carlson, Glenn	6	10	5:11.501 0.397	1	6	6	28.749
Montiel, Christian	7	10	5:15.991 4.490	1	6	7	28.514
Molina, Felix	8	10	5:29.309 13.31	1	6	8	31.001

Top Qualifier is Lopez, Jader 11/5: 10.529 (Rnd 1)



# South Florida Off Road Championship Series II - Race 1

Ser#42318

Timing and Scoring by [www.RCScoringPro.com](http://www.RCScoringPro.com)

Sponsor	Driver Name	Car	Pos	Laps	Race Time	Behind	Fast Lap	Average Top 5	Top 10	Top 15	Q#
	Record, Corey	4	1	11	5:17.399		27.561	27.984	28.426		4
	Lazar `Lazi` Janos	8	2	11	5:22.090	4.691	28.156	28.420	28.955		5
	Kretzschmar, Loren	2	3	11	5:26.918	9.519	28.273	29.062	29.629		7
	Romani, Ron	3	4	10	5:03.774		28.070	28.918	30.377		8
	Hutton, Jonathan	6	5	10	5:05.894	2.120	28.883	29.315	30.589		9
	De Young, Jerry	7	6	9	5:00.083		30.014	31.118			14
	Rodriguez, Fred	1	7	9	5:07.059	6.976	29.978	31.524			15
	vega, Laz	5	8	8	5:11.424		29.383	31.793			16

Car# 1	2	3	4	5	6	7	8	9	10
Rodriguez	Kretzschmar	Romani	Record	vega	Hutton	De Young	zar `Lazi` Jano		
1. 7/33.387 9/5:00.5	4/30.626 10/5:06.3	1/29.502 11/5:24.5	6/33.138 10/5:31.3	8/37.554 8/5:00.3	3/30.498 10/5:05.0	5/32.895 10/5:29.0	2/30.157 10/5:01.6		
2. 7/34.561 9/5:05.7	2/29.327 11/5:29.7	1/29.056 11/5:22.0	3/29.198 10/5:11.7	8/32.046 9/5:13.1	4/32.092 10/5:12.9	6/32.078 10/5:24.8	5/32.538 10/5:13.4		
3. 7/31.222 10/5:30.5	2/30.030 11/5:29.9	1/28.387 11/5:18.7	3/28.575 10/5:03.0	8/30.578 9/5:00.5	5/31.285 10/5:12.9	6/30.945 10/5:19.7	4/29.064 10/5:05.8		
4. 8/44.699 9/5:23.7	1/28.737 11/5:26.4	3/32.892 11/5:29.5	2/28.232 11/5:27.6	6/30.653 10/5:27.0	5/33.379 10/5:18.1	7/35.326 10/5:28.1	4/29.711 10/5:03.6		
5. 8/32.050 9/5:16.6	3/30.450 11/5:28.1	2/28.070 11/5:25.4	1/28.711 11/5:25.2	7/36.304 9/5:00.8	5/29.704 10/5:13.9	6/32.743 10/5:27.9	4/28.156 11/5:29.1		
6. 7/34.166 9/5:15.1	4/29.867 11/5:28.2	3/30.306 11/5:26.7	1/28.009 11/5:22.4	8/78.392 8/5:27.3	5/28.883 10/5:09.7	6/30.127 10/5:23.5	2/28.251 11/5:26.1		
7. 7/29.978 9/5:08.6	4/29.437 11/5:27.5	3/29.573 11/5:26.5	1/28.735 11/5:21.5	8/36.514 8/5:22.3	5/32.065 10/5:11.3	6/30.014 10/5:20.1	2/28.179 11/5:23.8		
8. 7/36.012 9/5:10.5	3/28.273 11/5:25.5	4/31.908 11/5:29.5	1/28.047 11/5:19.8	8/29.383 8/5:11.4	5/28.914 10/5:08.5	6/43.527 9/5:01.1	2/28.727 11/5:22.8		
9. 7/30.984 9/5:07.0	3/30.355 11/5:26.4	4/30.966 10/5:00.7	1/29.121 11/5:19.9		5/29.628 10/5:07.1	6/32.428 9/5:00.0	2/29.506 11/5:23.0		
10.	3/29.534 11/5:26.3	4/33.114 10/5:03.7	1/27.561 11/5:18.2		5/29.446 10/5:05.8		2/28.786 11/5:22.3		
11.	3/30.282 11/5:26.9		1/28.072 11/5:17.3				2/29.015 11/5:22.0		

Top Qualifiers	Qual#	Laps	Race Time (Difference)	Round	Race	Pos in Race	Fast Lap
Lopez, Jader	1	11	5:10.529	1	6	1	27.041
Intravia, Chris	2	11	5:14.609 4.080	1	6	2	27.590
Paz, Daniel	3	11	5:16.278 1.669	1	6	3	27.848
Record, Corey	4	11	5:17.399 1.121	1	7	1	27.561
Lazar `Lazi` Janos	5	11	5:22.090 4.691	1	7	2	28.156
Espinosa, Jack	6	11	5:25.321 3.231	1	6	4	28.056
Kretzschmar, Loren	7	11	5:26.918 1.597	1	7	3	28.273
Romani, Ron	8	10	5:03.774	1	7	4	28.070
Hutton, Jonathan	9	10	5:05.894 2.120	1	7	5	28.883
Butera, Gavin "The Hammer"	10	10	5:11.104 5.210	1	6	5	28.970






# South Florida Off Road Championship Series II - Race 1

Ser#42318

Timing and Scoring by [www.RCScoringPro.com](http://www.RCScoringPro.com)

Sponsor	Driver Name	Car	Pos	Laps	Race Time	Behind	Fast Lap	Average Top 5	Top 10	Top 15	Q#
	Kranz, Jeff	4	1	11	5:31.208		28.830	29.291	29.923		1
	Espinosa, Jack	1	2	10	5:10.422		28.982	29.513	31.042		2
	Johnston, Richard	3	3	10	5:28.711	18.289	30.288	31.526	32.871		3
	Quiros, Shaun	2	4	9	5:23.509		31.968	32.800			4
	Serio, Phil	7	5	8	5:01.672		34.996	36.128			5
	Strickler, Mke	8	6	8	5:05.529	3.857	36.121	36.669			6
	Kaufan, Tim	6	7	8	5:23.188	21.516	33.994	36.960			7
	Reiman, Wayne	5	8	8	5:31.490	29.818	35.011	39.113			8
	Lee, Alain	9	9	7	5:37.043		41.071	45.654			9

Car# 1	2	3	4	5	6	7	8	9	10
Espinosa	Quiros	Johnston	Kranz	Reiman	Kaufan	Serio	Strickler	Lee	
1. 2/30.947 10/5:09.5	5/36.420 9/5:27.7	3/32.740 10/5:27.4	1/29.802 11/5:27.8	7/41.831 8/5:34.6	8/42.134 8/5:37.0	6/36.960 9/5:32.6	4/36.121 9/5:25.0	9/48.500 7/5:39.5	
2. 2/30.091 10/5:05.1	6/39.968 8/5:05.5	3/31.917 10/5:23.2	1/28.830 11/5:22.4	8/42.496 8/5:37.3	7/37.617 8/5:19.0	5/37.061 9/5:33.0	4/36.981 9/5:28.9	9/45.167 7/5:27.8	
3. 2/28.982 10/5:00.0	8/47.273 8/5:29.7	3/32.214 10/5:22.8	1/30.583 11/5:27.1	7/39.294 8/5:29.6	6/37.018 8/5:11.3	5/36.590 9/5:31.8	4/37.421 9/5:31.5	9/44.970 7/5:23.4	
4. 2/35.352 10/5:13.4	6/31.968 8/5:11.2	3/32.234 10/5:22.7	1/31.020 10/5:00.5	8/45.240 8/5:37.7	7/51.118 8/5:35.7	4/36.248 9/5:30.4	5/36.852 9/5:31.6	9/48.561 7/5:27.5	
5. 2/31.833 10/5:14.3	6/33.426 8/5:02.4	3/32.808 10/5:23.8	1/29.785 10/5:00.0	8/40.891 8/5:35.6	7/36.648 8/5:27.2	4/34.996 9/5:27.3	5/36.697 9/5:31.3	9/49.704 7/5:31.6	
6. 2/29.778 10/5:11.6	5/32.285 9/5:32.0	3/31.592 10/5:22.5	1/29.788 11/5:29.6	8/35.011 8/5:26.3	7/33.994 8/5:18.0	6/42.581 9/5:36.6	4/36.694 9/5:31.1	9/41.071 7/5:24.2	
7. 2/31.298 10/5:11.8	4/33.055 9/5:27.0	3/32.384 10/5:22.6	1/29.460 11/5:28.8	7/38.539 8/5:23.7	8/45.135 8/5:24.1	6/41.389 8/5:03.8	5/43.590 8/5:02.1	9/59.070 7/5:37.0	
8. 2/33.427 10/5:14.6	4/33.268 9/5:23.6	3/31.617 10/5:21.8	1/31.978 10/5:01.5	8/48.188 8/5:31.4	7/39.524 8/5:23.1	5/35.847 8/5:01.6	6/41.173 8/5:05.5		
9. 2/29.566 10/5:12.5	4/35.846 9/5:23.5	3/30.288 10/5:19.7	1/29.529 10/5:00.8						
10. 2/29.148 10/5:10.4		3/40.917 10/5:28.7	1/28.853 11/5:29.5						
11.			1/31.580 10/5:01.1						

Top Qualifiers	Qual#	Laps	Race Time (Difference)	Round	Race	Pos in Race	Fast Lap
Kranz, Jeff	1	11	5:31.208	1	8	1	28.830
Espinosa, Jack	2	10	5:10.422	1	8	2	28.982
Johnston, Richard	3	10	5:28.711 18.28	1	8	3	30.288
Quiros, Shaun	4	9	5:23.509	1	8	4	31.968
Serio, Phil	5	8	5:01.672	1	8	5	34.996
Strickler, Mike	6	8	5:05.529 3.857	1	8	6	36.121
Kaufan, Tim	7	8	5:23.188 17.65	1	8	7	33.994
Reiman, Wayne	8	8	5:31.490 8.302	1	8	8	35.011
Lee, Alain	9	7	5:37.043	1	8	9	41.071

# Pro 4 Mod

Round 1

Top Qualifier is Kranz, Jeff 11/5: 31.208 (Rnd 1)



## South Florida Off Road Championship Series II - Race 1

Ser#42318

Timing and Scoring by [www.RCScoringPro.com](http://www.RCScoringPro.com)

Sponsor	Driver Name	Car	Pos	Laps	Race Time	Behind	Fast Lap	Average Top 5	Top 10	Top 15	Q#
	Paz, Daniel	8	1	11	5:19.691		27.488	27.966	28.474		1
	Carlson, Glenn	3	2	10	5:00.901		28.126	28.756	30.090		3
	Delfino, Scott	2	3	10	5:10.993	10.092	29.430	29.982	31.099		5
	Barbera, Joe	4	4	10	5:15.696	14.795	30.031	30.603	31.570		6
	vega, Laz	7	5	9	5:00.554		24.014	30.037			8
	Jones, Jeff	1	6	9	5:15.774	15.220	31.845	33.467			9
	Natoli, Jay	5	7	9	5:29.491	28.937	33.247	34.442			11

Car#	1	2	3	4	5	6	7	8	9	10
	Jones	Delfino	Carlson	Barbera	Natoli		vega	Paz		
1.	5/34.707 9/5-12.3	3/32.979 10/5-29.7	2/31.482 10/5-14.8	4/33.427 9/5-00.8	7/35.741 9/5-21.6		1/24.014 13/5-12.1	6/34.946 9/5-14.5		
2.	6/35.704 9/5-16.8	4/32.926 10/5-29.5	1/29.331 10/5-04.0	3/31.803 10/5-26.1	5/34.356 9/5-15.4		7/47.531 9/5-21.9	2/29.221 10/5-20.8		
3.	5/34.746 9/5-15.4	3/31.249 10/5-23.8	1/29.310 10/5-00.4	4/31.970 10/5-24.0	7/41.463 9/5-34.6		6/36.469 9/5-24.0	2/28.516 10/5-08.9		
4.	5/32.523 9/5-09.7	3/29.487 10/5-16.6	1/29.244 11/5-28.2	4/31.339 10/5-21.3	7/37.519 9/5-35.4		6/32.389 9/5-15.9	2/29.591 10/5-05.6		
5.	5/33.514 9/5-08.1	4/32.815 10/5-18.9	1/29.486 11/5-27.4	3/30.031 10/5-17.1	7/33.969 9/5-29.4		6/30.823 9/5-08.2	2/27.488 11/5-29.4		
6.	6/39.010 9/5-15.2	3/31.112 10/5-17.6	2/36.515 10/5-08.9	4/34.120 10/5-21.1	7/35.414 9/5-27.6		5/32.827 9/5-06.0	1/28.583 11/5-26.9		
7.	6/35.340 9/5-15.6	3/30.701 10/5-16.1	2/30.306 10/5-08.0	4/30.211 10/5-18.4	7/33.247 9/5-23.6		5/30.947 9/5-02.1	1/27.731 11/5-23.8		
8.	6/38.385 9/5-19.4	3/29.928 10/5-14.0	2/28.735 10/5-05.5	4/31.361 10/5-17.8	7/42.559 9/5-31.0		5/33.540 9/5-02.1	1/28.631 11/5-22.7		
9.	6/31.845 9/5-15.7	3/29.430 10/5-11.8	2/28.366 10/5-03.0	4/30.755 10/5-16.6	7/35.223 9/5-29.4		5/32.014 9/5-00.5	1/28.891 11/5-22.1		
10.		3/30.366 10/5-10.9	2/28.126 10/5-00.8	4/30.679 10/5-15.6				1/27.832 11/5-20.5		
11.								1/28.261 11/5:19.6		

Top Qualifiers	Qual#	Laps	Race Time (Difference)		Round	Race	Pos in Race	Fast Lap
Paz, Daniel	1	11	5:19.691		1	9	1	27.488
Kranz, Jeff	2	11	5:31.208	11.51	1	8	1	28.830
Carlson, Glenn	3	10	5:00.901		1	9	2	28.126
Espinosa, Jack	4	10	5:10.422	9.521	1	8	2	28.982
Delfino, Scott	5	10	5:10.993	0.571	1	9	3	29.430
Barbera, Joe	6	10	5:15.696	4.703	1	9	4	30.031
Johnston, Richard	7	10	5:28.711	13.01	1	8	3	30.288
vega, Laz	8	9	5:00.554		1	9	5	24.014
Jones, Jeff	9	9	5:15.774	15.22	1	9	6	31.845
Quiros, Shaun	10	9	5:23.509	7.735	1	8	4	31.968

# Pro 4 Mod

Round 1



Top Qualifier is Paz, Daniel 11/5: 19.691 (Rnd 1)

10

## South Florida Off Road Championship Series II - Race 1

Ser#42318

Timing and Scoring by [www.RCScoringPro.com](http://www.RCScoringPro.com)

Sponsor	Driver Name	Car	Pos	Laps	Race Time	Behind	Fast Lap	Average Top 5	Top 10	Top 15	Q#
	Record, Jeff	3	1	10	5:03.605		28.974	29.481	30.360		4
	Alfaro, Joshua	5	2	10	5:13.659	10.054	21.145	27.091	31.366		7
	Fabiani, Massimo	1	3	10	5:20.776	17.171	29.519	30.533	32.078		9
	Lee, Pak	8	4	10	5:28.397	24.792	29.884	31.130	32.840		10
	OConnell, Denis	4	5	10	5:28.799	25.194	29.113	30.327	32.880		12
	Mato, Jose	2	6	9	5:01.671		30.617	32.196			14
	Blume, Richard	7	7	9	5:20.262	18.591	33.107	33.766			16
	Quiros, MJ	6	8	9	5:36.229	34.558	34.808	35.750			19



Car# 1	2	3	4	5	6	7	8	9	10
Fabiani	Mato	Record	OConnell	Alfaro	Quiros	Blume	Lee		
1. 5/33.429 9/5:00.8	6/34.455 9/5:10.0	1/29.278 11/5:22.0	4/32.294 10/5:22.8	3/31.946 10/5:19.5	7/38.069 8/5:04.5	8/38.327 8/5:06.6	2/31.143 10/5:11.3		
2. 6/35.460 9/5:10.0	5/32.153 10/5:33.0	1/30.019 11/5:26.1	2/29.873 10/5:10.8	4/32.225 10/5:20.8	8/39.798 8/5:11.4	7/33.107 9/5:21.4	3/32.008 10/5:15.7		
3. 3/30.302 10/5:30.6	5/34.298 9/5:02.7	1/29.192 11/5:24.4	2/29.113 10/5:04.2	6/39.945 9/5:12.3	8/37.264 8/5:07.0	7/39.268 9/5:32.0	4/37.206 9/5:01.0		
4. 5/33.301 10/5:31.2	4/31.550 10/5:31.1	1/30.058 11/5:26.0	2/32.592 10/5:09.6	6/30.636 9/5:03.1	8/37.085 8/5:04.4	7/34.426 9/5:26.5	3/29.884 10/5:25.6		
5. 6/33.054 10/5:31.1	5/32.360 10/5:29.6	1/34.774 10/5:06.6	2/31.823 10/5:11.3	3/21.145 10/5:11.8	8/35.655 8/5:00.5	7/33.537 9/5:21.5	4/32.439 10/5:25.3		
6. 5/32.866 10/5:30.6	6/35.446 9/5:00.3	2/30.071 10/5:05.6	4/41.023 10/5:27.8	1/22.373 11/5:26.8	8/35.184 9/5:34.5	7/36.037 9/5:22.0	3/33.090 10/5:26.2		
7. 5/31.907 10/5:29.0	6/35.532 9/5:03.1	1/29.943 10/5:04.7	3/30.878 10/5:25.1	2/36.058 10/5:06.1	8/36.019 9/5:33.0	7/33.344 9/5:18.9	4/31.959 10/5:25.3		
8. 5/29.656 10/5:24.9	6/35.260 9/5:04.9	1/30.066 10/5:04.2	4/31.807 10/5:24.2	2/38.031 10/5:15.4	8/34.808 9/5:30.6	7/34.417 9/5:17.7	3/30.654 10/5:22.9		
9. 4/29.519 10/5:21.6	6/30.617 9/5:01.6	1/28.974 10/5:02.6	3/29.962 10/5:21.5	2/30.027 10/5:13.7	8/42.347 9/5:36.2	7/37.799 9/5:20.2	5/36.606 10/5:27.7		
10. 3/31.282 10/5:20.7		1/31.230 10/5:03.6	5/39.434 10/5:28.8	2/31.273 10/5:13.6			4/33.408 10/5:28.3		

Top Qualifiers	Qual#	Laps	Race Time (Difference)	Round	Race	Pos in Race	Fast Lap
Paz, Daniel	1	11	5:19.691	1	9	1	27.488
Kranz, Jeff	2	11	5:31.208 11.51	1	8	1	28.830
Carlson, Glenn	3	10	5:00.901	1	9	2	28.126
Record, Jeff	4	10	5:03.605 2.704	1	10	1	28.974
Espinosa, Jack	5	10	5:10.422 6.817	1	8	2	28.982
Delfino, Scott	6	10	5:10.993 0.571	1	9	3	29.430
Alfaro, Joshua	7	10	5:13.659 2.666	1	10	2	21.145
Barbera, Joe	8	10	5:15.696 2.037	1	9	4	30.031
Fabiani, Massimo	9	10	5:20.776 5.080	1	10	3	29.519
Lee, Pak	10	10	5:28.397 7.621	1	10	4	29.884

South Florida Off Road Championship Series II - Race 1

Ser#42318

Timing and Scoring by www.RCScoringPro.com

Sponsor	Driver Name	Car	Pos	Laps	Race Time	Behind	Fast Lap	Average Top 5	Top 10	Top 15	Q#
	Iler, David	7	1	11	5:17.077		27.345	27.688	28.321		1
	Lazar `Lazi` Janos	4	2	10	5:08.499		28.190	28.798	30.850		2
	Carlson, Glenn	8	3	10	5:19.685	11.186	28.377	29.548	31.968		3
	vega, Laz	3	4	10	5:23.748	15.249	29.890	31.077	32.375		4
	Molina, Felix	6	5	10	5:25.433	16.934	31.042	31.413	32.543		5
	Hancock, John	1	6	8	5:06.777		32.535	33.884			6
	Betancur, Juan	9	7	8	5:24.876	18.099	34.000	37.496			7
	Paz, Daniel	5	8	6	2:51.859		27.037	28.412			8
	Hutton, Jonathan	2	9	0							9

Car#	1	2	3	4	5	6	7	8	9	10
	Hancock	Hutton	vega	zar `Lazi` Jan	Paz	Molina	Iler	Carlson	Betancur	
1.	8/43.896 7/5:07.3		4/30.968 10/5:09.6	2/28.190 11/5:10.0	3/29.797 11/5:27.8	6/32.045 10/5:20.5	1/27.979 11/5:07.7	5/31.318 10/5:13.1	7/43.059 7/5:01.4	
2.	8/58.273 6/5:06.5		5/29.890 10/5:04.3	2/30.020 11/5:20.1	3/29.704 11/5:27.2	6/32.015 10/5:20.3	1/29.875 11/5:18.1	4/28.377 11/5:28.3	7/40.323 8/5:33.5	
3.	8/34.626 7/5:19.1		6/36.044 10/5:23.0	4/32.767 10/5:03.2	1/27.037 11/5:17.3	5/31.562 10/5:18.7	2/28.798 11/5:17.7	3/28.805 11/5:24.5	7/34.000 8/5:13.0	
4.	8/34.560 8/5:42.7		6/31.405 10/5:20.7	3/32.860 10/5:09.6	1/28.869 11/5:17.3	5/31.899 10/5:18.8	2/33.868 10/5:01.3	4/37.075 10/5:13.9	7/50.644 8/5:36.0	
5.	7/35.189 8/5:30.4		6/32.076 10/5:20.7	5/35.350 10/5:18.3	1/27.682 11/5:14.7	4/31.234 10/5:17.5	2/29.222 11/5:29.4	3/30.881 10/5:12.9	8/43.692 8/5:38.7	
6.	7/34.442 8/5:21.3		5/31.218 10/5:19.3	4/28.541 10/5:12.8	1/28.770 11/5:15.0	6/35.451 10/5:23.6	2/27.911 11/5:25.6	3/30.886 10/5:12.2	8/37.962 8/5:32.9	
7.	6/33.256 8/5:13.4		4/34.331 10/5:22.7	3/31.039 10/5:12.5		5/36.959 10/5:30.2	1/28.118 11/5:23.3	2/29.535 10/5:09.8	7/40.602 8/5:31.7	
8.	6/32.535 8/5:06.7		4/31.905 10/5:22.2	3/32.494 10/5:14.0		5/31.599 10/5:28.4	1/28.758 11/5:22.4	2/31.044 10/5:09.8	7/34.594 8/5:24.8	
9.			4/33.214 10/5:23.3	3/28.704 10/5:11.0		5/31.042 10/5:26.4	1/27.390 11/5:20.1	2/30.143 10/5:08.9		
10.			4/32.697 10/5:23.7	2/28.534 10/5:08.5		5/31.627 10/5:25.4	1/27.345 11/5:18.1	3/41.621 10/5:19.6		
11.							1/27.813 11/5:17.0			

Top Qualifiers	Qual#	Laps	Race Time (Difference)	Round	Race	Pos in Race	Fast Lap
Iler, David	1	11	5:17.077	1	11	1	27.345
Lazar `Lazi` Janos	2	10	5:08.499	1	11	2	28.190
Carlson, Glenn	3	10	5:19.685 11.18	1	11	3	28.377
vega, Laz	4	10	5:23.748 4.063	1	11	4	29.890
Molina, Felix	5	10	5:25.433 1.685	1	11	5	31.042
Hancock, John	6	8	5:06.777	1	11	6	32.535
Betancur, Juan	7	8	5:24.876 18.09	1	11	7	34.000
Paz, Daniel	8	6	2:51.859	1	11	8	27.037
Hutton, Jonathan	9	0		1	11	9	

South Florida Off Road Championship Series II - Race 1

Ser#42318

Timing and Scoring by www.RCScoringPro.com

Sponsor	Driver Name	Car	Pos	Laps	Race Time	Behind	Fast Lap	Average Top 5	Top 10	Top 15	Q#
	Lopez, Jader	7	1	11	5:01.702		26.152	26.527	27.162		1
	Kretzschmar, Loren	5	2	11	5:18.949	17.247	27.533	28.201	28.715		3
	Vasan, Sebastian	8	3	11	5:22.976	21.274	27.576	28.080	29.091		4
	Johnston, Richard	2	4	10	5:06.659		29.889	30.094	30.666		5
	Romani, Ron	9	5	10	5:12.625	5.966	28.500	29.130	31.262		7
	Auosto, Pedro	1	6	9	5:02.986		32.147	32.613			11
	Blume, Richard	6	7	9	5:16.889	13.903	31.970	33.358			12
	Natoli, Jay	3	8	9	5:24.700	21.714	30.522	33.213			13
	Honcho, Mke	4	9	0							17

Car#	1	2	3	4	5	6	7	8	9	10
	Auosto	Johnston	Natoli	Honcho	Kretzschmar	Blume	Lopez	Vasan	Romani	
1.	5/32.864 10/5:28.6	2/29.889 11/5:28.7	7/39.427 8/5:15.4		3/30.010 10/5:00.1	6/37.065 9/5:33.5	1/28.860 11/5:17.4	4/32.071 10/5:20.6	8/40.163 8/5:21.2	
2.	5/32.824 10/5:28.4	4/31.475 10/5:06.8	8/40.561 8/5:19.9		1/28.794 11/5:23.3	7/36.605 9/5:31.5	2/30.082 11/5:24.1	3/27.652 11/5:28.4	6/31.221 9/5:21.2	
3.	5/32.571 10/5:27.5	4/30.128 10/5:04.9	8/31.085 9/5:33.2		3/29.464 11/5:23.6	7/36.564 9/5:30.6	1/26.415 11/5:12.9	2/27.576 11/5:20.0	6/30.391 9/5:05.3	
4.	5/32.660 10/5:27.2	4/30.464 10/5:04.8	8/34.455 9/5:27.4		3/28.433 11/5:20.9	7/33.319 9/5:22.9	1/27.013 11/5:09.0	2/28.158 11/5:17.5	6/29.763 10/5:28.8	
5.	6/37.758 9/5:03.6	4/31.505 10/5:06.9	8/31.997 9/5:19.5		3/28.781 11/5:20.0	7/32.304 9/5:16.5	1/27.376 11/5:07.4	2/28.928 11/5:17.6	5/29.763 10/5:22.6	
6.	6/32.870 9/5:02.3	4/31.116 10/5:07.6	8/30.522 9/5:12.0		2/28.015 11/5:18.0	7/31.970 9/5:11.7	1/27.015 11/5:05.7	3/30.483 11/5:20.5	5/31.281 10/5:20.9	
7.	6/35.213 9/5:04.4	4/29.960 10/5:06.4	8/39.644 9/5:18.4		2/29.093 11/5:18.3	7/32.776 9/5:09.3	1/28.211 11/5:06.3	3/31.070 11/5:23.6	5/33.919 10/5:23.5	
8.	6/32.147 9/5:02.5	4/31.475 10/5:07.5	8/39.005 9/5:22.5		3/31.800 11/5:22.2	7/36.422 9/5:11.6	1/26.152 11/5:04.0	2/28.087 11/5:21.7	5/29.122 10/5:19.5	
9.	6/34.079 9/5:02.9	4/30.031 10/5:06.7	8/38.004 9/5:24.6		2/28.720 11/5:21.5	7/39.864 9/5:16.8	1/26.164 11/5:02.2	3/29.318 11/5:21.8	5/28.500 10/5:15.6	
10.		4/30.616 10/5:06.6			2/27.533 11/5:19.7		1/27.523 11/5:02.2	3/29.297 11/5:21.9	5/28.502 10/5:12.6	
11.					2/28.306 11/5:18.9		1/26.891 11/5:01.6	3/30.336 11/5:22.9		

Top Qualifiers	Qual#	Laps	Race Time (Difference)	Round	Race	Pos in Race	Fast Lap
Lopez, Jader	1	11	5:01.702	1	12	1	26.152
Iler, David	2	11	5:17.077 15.37	1	11	1	27.345
Kretzschmar, Loren	3	11	5:18.949 1.872	1	12	2	27.533
Vasan, Sebastian	4	11	5:22.976 4.027	1	12	3	27.576
Johnston, Richard	5	10	5:06.659	1	12	4	29.889
Lazar `Lazi` Janos	6	10	5:08.499 1.840	1	11	2	28.190
Romani, Ron	7	10	5:12.625 4.126	1	12	5	28.500
Carlson, Glenn	8	10	5:19.685 7.060	1	11	3	28.377
vega, Laz	9	10	5:23.748 4.063	1	11	4	29.890
Molina, Felix	10	10	5:25.433 1.685	1	11	5	31.042

South Florida Off Road Championship Series II - Race 1

Ser#42318

Timing and Scoring by www.RCScoringPro.com

Sponsor	Driver Name	Car	Pos	Laps	Race Time	Behind	Fast Lap	Average Top 5	Top 10	Top 15	Q#
	Intravia, Chris	7	1	11	5:06.065		26.416	26.862	27.478		2
	Montiel, Christian	3	2	11	5:24.624	18.559	28.378	28.600	29.208		6
	Iler, Jessica	8	3	10	5:07.086		29.226	29.668	30.709		8
	Brown, Mke	6	4	10	5:10.537	3.451	29.483	29.819	31.054		10
	Fabiani, Massimo	1	5	10	5:13.649	6.563	28.909	30.060	31.365		12
	Butera, Gavin "The Hammer"	2	6	10	5:19.095	12.009	28.271	29.233	31.910		13
	Rodriguez, Fred	5	7	9	5:01.056		30.237	31.720			17
	Dietz, P.J	4	8	9	5:03.980	2.924	29.525	31.475			19

Car# 1	2	3	4	5	6	7	8	9	10
Fabiani	Butera	Montiel	Dietz	Rodriguez	Brown	Intravia	Iler		
1. 5/30.968 10/5:09.6	8/37.845 8/5:02.7	2/29.439 11/5:23.8	3/29.525 11/5:24.7	6/31.392 10/5:13.8	7/34.594 9/5:11.3	1/28.543 11/5:13.9	4/29.660 11/5:26.2		
2. 3/29.862 10/5:04.1	8/33.319 9/5:20.2	2/28.557 11/5:19.0	6/36.930 10/5:32.2	7/35.993 9/5:03.2	5/31.139 10/5:28.6	1/28.163 11/5:11.9	4/33.441 10/5:15.5		
3. 3/28.909 11/5:29.0	8/33.675 9/5:14.5	2/28.517 11/5:17.2	6/31.511 10/5:26.5	7/30.770 10/5:27.1	5/30.094 10/5:19.4	1/28.077 11/5:10.8	4/30.580 10/5:12.2		
4. 3/32.642 10/5:05.9	8/29.881 9/5:03.1	2/31.404 11/5:24.2	6/30.877 10/5:22.1	7/32.868 10/5:27.5	5/30.908 10/5:16.8	1/27.152 11/5:07.8	4/32.063 10/5:14.3		
5. 3/33.118 10/5:11.0	8/30.878 10/5:31.1	2/29.452 11/5:24.2	6/35.385 10/5:28.4	7/33.332 10/5:28.6	5/31.227 10/5:15.9	1/31.280 11/5:15.0	4/31.738 10/5:14.9		
6. 5/33.935 10/5:15.7	6/28.919 10/5:24.2	2/28.378 11/5:22.2	7/33.329 10/5:29.2	8/37.471 9/5:02.7	3/29.483 10/5:12.3	1/28.151 11/5:14.1	4/30.581 10/5:13.4		
7. 5/29.736 10/5:13.0	6/30.289 10/5:21.1	2/29.158 11/5:22.0	7/32.135 10/5:28.1	8/30.237 10/5:31.5	3/29.828 10/5:10.3	1/26.854 11/5:11.4	4/29.393 10/5:10.6		
8. 5/32.212 10/5:14.2	6/28.807 10/5:17.0	2/29.623 11/5:22.4	8/39.319 9/5:02.6	7/33.635 10/5:32.1	4/29.832 10/5:08.8	1/26.708 11/5:09.2	3/29.482 10/5:08.6		
9. 5/31.442 10/5:14.2	6/37.211 10/5:23.1	2/32.547 11/5:26.4	8/34.969 9/5:03.9	7/35.358 9/5:01.0	4/33.576 10/5:11.8	1/27.180 11/5:08.1	3/30.922 10/5:08.7		
10. 5/30.825 10/5:13.6	6/28.271 10/5:19.1	2/29.139 11/5:25.8			4/29.856 10/5:10.5	1/27.541 11/5:07.6	3/29.226 10/5:07.0		
11.		2/28.410 11/5:24.6				1/26.416 11/5:06.0			

Top Qualifiers	Qual#	Laps	Race Time (Difference)	Round	Race	Pos in Race	Fast Lap
Lopez, Jader	1	11	5:01.702	1	12	1	26.152
Intravia, Chris	2	11	5:06.065 4.363	1	13	1	26.416
Iler, David	3	11	5:17.077 11.01	1	11	1	27.345
Kretzschmar, Loren	4	11	5:18.949 1.872	1	12	2	27.533
Vasan, Sebastian	5	11	5:22.976 4.027	1	12	3	27.576
Montiel, Christian	6	11	5:24.624 1.648	1	13	2	28.378
Johnston, Richard	7	10	5:06.659	1	12	4	29.889
Iler, Jessica	8	10	5:07.086 0.427	1	13	3	29.226
Lazar `Lazi` Janos	9	10	5:08.499 1.413	1	11	2	28.190
Brown, Mike	10	10	5:10.537 2.038	1	13	4	29.483

# 2wd Stock

Round 2

Top Qualifier is Applegate, Mike 10/5: 16.781 (Rnd 1)



## South Florida Off Road Championship Series II - Race 1

Ser#42318

Timing and Scoring by [www.RCScoringPro.com](http://www.RCScoringPro.com)

Sponsor	Driver Name	Car	Pos	Laps	Race Time	Behind	Fast Lap	Average Top 5	Top 10	Top 15	Q#
	Record, Corey	6	1	11	5:32.157		29.294	29.486	29.929		1
	Intravia, Chris	8	2	10	5:04.872		29.177	29.553	30.487		2
	Applegate, Mke	5	3	10	5:11.561	6.689	29.379	30.095	31.156		3
	Kranz, Jeff	2	4	10	5:14.243	9.371	29.694	29.985	31.424		4
	Romani, Ron	7	5	10	5:16.557	11.685	30.483	30.920	31.656		5
	Hutton, Jonathan	4	6	10	5:29.024	24.152	30.135	31.483	32.902		7
	Santiso, Tristan	3	7	9	5:04.350		32.760	33.048			8
	Reiman, Wayne	1	8	7	5:11.823		39.448	43.096			14

Car#	1	2	3	4	5	6	7	8	9	10
	Reiman	Kranz	Santiso	Hutton	Applegate	Record	Romani	Intravia		
1.	8/47.479 7/5:32.3	7/35.645 9/5:20.8	5/32.760 10/5:27.5	6/34.500 9/5:10.5	1/30.037 10/5:00.3	2/30.073 10/5:00.6	4/31.344 10/5:13.3	3/30.563 10/5:05.5		
2.	8/46.228 7/5:27.9	5/30.055 10/5:28.5	6/33.077 10/5:29.2	7/32.163 10/5:33.2	2/29.379 11/5:26.8	1/29.304 11/5:26.5	4/31.779 10/5:15.5	3/29.369 11/5:29.6		
3.	8/44.403 7/5:22.2	5/33.438 10/5:30.4	7/34.345 9/5:00.5	6/32.709 10/5:31.2	3/32.862 10/5:07.6	1/31.579 10/5:03.1	4/31.903 10/5:16.7	2/32.190 10/5:07.0		
4.	8/40.147 7/5:11.9	5/29.828 10/5:22.4	7/32.794 10/5:32.4	6/32.245 10/5:29.0	3/30.614 10/5:07.2	1/29.866 10/5:02.0	4/31.233 10/5:15.6	2/30.077 10/5:05.5		
5.	8/45.252 7/5:12.9	5/30.016 10/5:17.9	7/36.828 9/5:05.6	6/32.360 10/5:27.9	3/31.845 10/5:09.4	1/29.548 10/5:00.7	4/30.794 10/5:14.1	2/31.534 10/5:07.4		
6.	8/39.448 7/5:06.7	5/31.150 10/5:16.8	7/33.243 9/5:04.5	6/30.135 10/5:23.5	3/31.304 10/5:10.0	1/29.795 10/5:00.2	4/30.744 10/5:13.0	2/29.177 10/5:04.8		
7.	8/48.866 7/5:11.8	5/33.196 10/5:19.0	7/34.193 9/5:05.0	6/31.741 10/5:22.6	3/32.419 10/5:12.0	1/30.063 10/5:00.3	4/34.971 10/5:18.2	2/31.277 10/5:05.9		
8.		4/29.694 10/5:16.2	7/33.368 9/5:04.4	6/39.397 10/5:31.5	3/32.656 10/5:13.8	1/29.489 11/5:29.6	5/30.483 10/5:16.5	2/29.427 10/5:04.5		
9.		4/30.331 10/5:14.8	7/33.742 9/5:04.3	6/32.641 10/5:30.9	3/30.361 10/5:12.7	1/29.294 11/5:28.7	5/31.709 10/5:16.6	2/29.714 10/5:03.6		
10.		4/30.890 10/5:14.2		6/31.133 10/5:29.0	3/30.084 10/5:11.5	1/30.277 11/5:29.2	5/31.597 10/5:16.5	2/31.544 10/5:04.8		
11.						1/32.869 10/5:01.9				

Top Qualifiers	Qual#	Laps	Race Time (Difference)	Round	Race	Pos in Race	Fast Lap
Record, Corey	1	11	5:32.157	2	1	1	29.294
Intravia, Chris	2	10	5:04.872	2	1	2	29.177
Applegate, Mike	3	10	5:11.561 6.689	2	1	3	29.379
Kranz, Jeff	4	10	5:14.243 2.682	2	1	4	29.694
Romani, Ron	5	10	5:16.557 2.314	2	1	5	30.483
Allen, Tom	6	10	5:24.646 8.089	1	2	1	31.150
Hutton, Jonathan	7	10	5:29.024 4.378	2	1	6	30.135
Santiso, Tristan	8	9	5:04.350	2	1	7	32.760
Cooper, Jared	9	9	5:09.705 5.355	1	2	2	33.325
Kirkpatrick, Matt	10	9	5:14.060 4.355	1	2	3	33.070

# 2wd Stock

Round 2

Top Qualifier is Record, Corey 11/5: 32.157 (Rnd 2)

2

## South Florida Off Road Championship Series II - Race 1

Ser#42318

Timing and Scoring by [www.RCScoringPro.com](http://www.RCScoringPro.com)

Sponsor	Driver Name	Car	Pos	Laps	Race Time	Behind	Fast Lap	Average Top 5	Top 10	Top 15	Q#
	Allen, Tom	1	1	10	5:12.746		29.645	30.251	31.275		4
	Kirkpatrick, Matt	4	2	10	5:16.740	3.994	30.642	30.874	31.674		7
	Cooper, Jared	7	3	9	5:01.440		31.643	31.951			9
	O'Rourke, Alex	3	4	9	5:03.962	2.522	31.042	31.988			10
	Alfaro, Joshua	2	5	9	5:04.416	2.976	32.238	32.671			12
	De Young, Johnathan	5	6	7	5:20.096		34.061	36.175			15
	Quiros, MJ	6	7	0							

Car#	1	2	3	4	5	6	7	8	9	10
	Allen	Alfaro	O'Rourke	Kirkpatrick	De Young	Quiros	Cooper			
1.	2/31.282 10/5:12.8	4/32.990 10/5:29.9	1/31.042 10/5:10.3	5/36.048 9/5:24.4	6/38.440 8/5:07.5		3/32.089 10/5:20.9			
2.	1/29.645 10/5:04.6	4/34.279 9/5:02.7	2/32.282 10/5:16.6	3/30.682 9/5:00.2	6/35.958 9/5:34.8		5/36.279 9/5:07.6			
3.	1/31.083 10/5:06.7	4/32.413 10/5:32.2	2/33.653 10/5:23.2	3/30.877 10/5:25.3	6/45.266 8/5:19.0		5/32.287 9/5:01.9			
4.	1/30.373 10/5:05.9	3/32.238 10/5:29.7	5/39.398 9/5:06.8	2/31.309 10/5:22.2	6/36.255 8/5:11.8		4/31.982 10/5:31.5			
5.	1/30.022 10/5:04.8	3/32.970 10/5:29.7	5/32.595 9/5:04.1	2/30.642 10/5:19.1	6/93.957 7/5:49.8		4/35.771 9/5:03.1			
6.	1/31.095 10/5:05.8	3/33.817 10/5:31.1	4/31.730 9/5:01.0	2/31.506 10/5:18.4	6/34.061 7/5:31.2		5/33.357 9/5:02.6			
7.	1/32.525 10/5:08.6	4/37.031 9/5:03.0	3/32.291 10/5:32.8	2/30.858 10/5:17.0	6/36.159 7/5:20.1		5/36.276 9/5:06.0			
8.	1/31.395 10/5:09.2	3/32.746 9/5:02.0	4/35.729 9/5:02.3	2/31.331 10/5:16.5			5/31.643 9/5:03.3			
9.	1/30.133 10/5:08.3	5/35.932 9/5:04.4	4/35.242 9/5:03.9	2/31.512 10/5:16.3			3/31.756 9/5:01.4			
10.	1/35.193 10/5:12.7			2/31.975 10/5:16.7						

Top Qualifiers	Qual#	Laps	Race Time (Difference)		Round	Race	Pos in Race	Fast Lap
Record, Corey	1	11	5:32.157		2	1	1	29.294
Intravia, Chris	2	10	5:04.872		2	1	2	29.177
Applegate, Mike	3	10	5:11.561	6.689	2	1	3	29.379
Allen, Tom	4	10	5:12.746	1.185	2	2	1	29.645
Kranz, Jeff	5	10	5:14.243	1.497	2	1	4	29.694
Romani, Ron	6	10	5:16.557	2.314	2	1	5	30.483
Kirkpatrick, Matt	7	10	5:16.740	0.183	2	2	2	30.642
Hutton, Jonathan	8	10	5:29.024	12.28	2	1	6	30.135
Cooper, Jared	9	9	5:01.440		2	2	3	31.643
O'Rourke, Alex	10	9	5:03.962	2.522	2	2	4	31.042



Top Qualifier is Record, Corey 10/5: 27.865 (Rnd 1)

3

South Florida Off Road Championship Series II - Race 1

Ser#42318

Timing and Scoring by www.RCScorePro.com

Sponsor	Driver Name	Car	Pos	Laps	Race Time	Behind	Fast Lap	Average Top 5	Top 10	Top 15	Q#
	Record, Corey	9	1	10	5:05.408		29.035	29.532	30.541		1
	Lazar `Lazi` Janos	1	2	10	5:06.767	1.359	29.429	29.819	30.677		2
	Hazbun, Richard	11	3	10	5:12.104	6.696	30.467	30.836	31.210		3
	Kretzschmar, Loren	7	4	10	5:22.133	16.725	30.489	30.801	32.213		4
	De Young, Jerry	4	5	10	5:22.160	16.752	30.467	31.079	32.216		5
	Montiel, Christian	2	6	10	5:22.647	17.239	30.625	31.315	32.265		6
	Carlson, Glenn	10	7	10	5:37.634	32.226	29.830	31.640	33.763		7
	Johnston, Richard	6	8	9	5:09.163		31.282	32.101			8
	vega, Laz	8	9	9	5:17.117	7.954	33.480	34.171			9
	Tavares, Mke	5	10	9	5:17.657	8.494	33.116	33.589			10
	Quiros, Shaun	3	11	8	5:02.018		35.310	36.348			11
	Diaz, Carlos	12	12	7	5:42.091		38.241	44.989			12

Car# 1	2	3	4	5	6	7	8	9	10
Lazar `Lazi` Janc	Montiel	Quiros	De Young	Tavares	Johnston	Kretzschmar	vega	Record	Carlson
1. 2/30.574 10/5:05.6	10/35.286 9/5:17.6	11/39.750 8/5:18.0	7/33.255 10/5:32.5	8/33.810 9/5:04.2	5/31.924 10/5:19.2	3/30.680 10/5:06.8	9/34.398 9/5:09.5	1/30.075 10/5:00.6	4/31.565 10/5:15.6
2. 5/35.117 10/5:28.4	6/30.625 10/5:29.5	11/35.628 8/5:01.5	4/32.409 10/5:28.2	8/33.672 9/5:03.6	10/37.557 9/5:12.6	3/33.601 10/5:21.3	9/33.675 9/5:06.3	1/30.277 10/5:01.7	7/34.858 10/5:32.1
3. 4/29.790 10/5:18.2	6/32.408 10/5:27.7	11/36.359 9/5:35.2	5/30.467 10/5:20.4	9/35.046 9/5:07.5	8/32.414 9/5:05.6	3/30.688 10/5:16.5	10/36.884 9/5:14.8	1/29.057 11/5:27.8	7/32.478 10/5:29.6
4. 2/30.126 10/5:14.0	6/33.233 10/5:28.8	11/38.184 9/5:37.3	5/31.345 10/5:18.6	9/33.636 9/5:06.3	7/31.282 10/5:32.9	4/32.479 10/5:18.6	10/34.434 9/5:13.6	1/30.408 11/5:29.5	8/34.948 9/5:01.1
5. 2/29.841 10/5:10.8	6/31.391 10/5:25.8	11/42.343 8/5:07.6	4/31.157 10/5:17.2	9/33.713 9/5:05.7	7/33.442 10/5:33.2	5/34.254 10/5:23.3	10/37.483 9/5:18.3	1/29.035 11/5:27.4	8/32.776 10/5:33.2
6. 2/30.348 10/5:09.6	6/32.183 10/5:25.2	11/35.310 8/5:03.4	4/33.217 10/5:19.7	10/43.081 9/5:19.4	8/43.532 9/5:15.2	5/31.960 10/5:22.7	9/34.869 9/5:17.6	1/31.077 11/5:29.8	7/29.830 10/5:27.4
7. 2/30.974 10/5:09.6	5/31.931 10/5:24.3	11/38.161 8/5:03.7	4/32.886 10/5:21.0	10/33.807 9/5:17.2	8/31.441 9/5:10.6	6/35.833 10/5:27.8	9/33.480 9/5:15.2	1/30.171 10/5:00.1	7/35.216 10/5:30.9
8. 2/29.909 10/5:08.3	5/31.464 10/5:23.1	11/36.283 8/5:02.0	4/31.726 10/5:20.5	9/33.116 9/5:14.8	8/33.653 9/5:09.6	6/30.489 10/5:24.9	10/36.913 9/5:17.4	1/33.234 10/5:04.1	7/31.552 10/5:29.0
9. 2/29.429 10/5:06.7	6/32.961 10/5:23.8		4/30.701 10/5:19.0	10/37.776 9/5:17.6	8/33.918 9/5:09.1	5/31.298 10/5:23.6	9/34.981 9/5:17.1	1/32.752 10/5:06.7	7/36.537 10/5:33.0
10. 2/30.659 10/5:06.7	6/31.165 10/5:22.6		5/34.997 10/5:22.1			4/30.851 10/5:22.1		1/29.322 10/5:05.4	7/37.874 9/5:03.8

Car# 11	12	13	14	15	16	17	18	19	20
Hazbun	Diaz								
1. 6/32.283 10/5:22.8	12/41.070 8/5:28.5								
2. 2/31.001 10/5:16.3	12/40.985 8/5:28.2								
3. 2/31.161 10/5:14.8	12/55.597 7/5:21.1								
4. 3/32.244 10/5:16.7	12/50.993 7/5:30.1								
5. 3/30.889 10/5:15.1	12/53.655 7/5:39.2								
6. 3/30.969 10/5:14.2	12/38.241 7/5:27.2								
7. 3/30.852 10/5:13.4	12/61.550 7/5:42.0								
8. 3/31.157 10/5:13.1									
9. 3/30.467 10/5:12.2									
10. 3/31.081 10/5:12.1									

Top Qualifiers	Qual#	Laps	Race Time (Difference)	Round	Race	Pos in Race	Fast Lap
Record, Corey	1	10	5:05.408	2	3	1	29.035
Lazar `Lazi` Janos	2	10	5:06.767 1.359	2	3	2	29.429
Hazbun, Richard	3	10	5:12.104 5.337	2	3	3	30.467
Kretzschmar, Loren	4	10	5:22.133 10.02	2	3	4	30.489

De Young, Jerry	5	10	5:22.160	0.027	2	3	5	30.467
Montiel, Christian	6	10	5:22.647	0.487	2	3	6	30.625
Carlson, Glenn	7	10	5:37.634	14.98	2	3	7	29.830
Johnston, Richard	8	9	5:09.163		2	3	8	31.282
vega, Laz	9	9	5:17.117	7.954	2	3	9	33.480
Tavares, Mike	10	9	5:17.657	0.540	2	3	10	33.116

Top Qualifier is Record, Corey 10/5: 15.149 (Rnd 1)

4

South Florida Off Road Championship Series II - Race 1

Ser#42318

Timing and Scoring by www.RCScoringPro.com

Sponsor	Driver Name	Car	Pos	Laps	Race Time	Behind	Fast Lap	Average Top 5	Top 10	Top 15	Q#
	Hazbun, Richard	9	1	10	5:08.655		29.950	30.375	30.866		1
	Record, Corey	8	2	10	5:21.932	13.277	29.919	30.328	32.193		2
	Kretzschmar, Loren	10	3	10	5:25.241	16.586	30.166	30.943	32.524		3
	Cooper, Jared	6	4	10	5:30.693	22.038	23.382	29.853	33.069		5
	Carlson, Glenn	7	5	10	5:31.184	22.529	31.096	31.731	33.118		4
	Alfaro, Joshua	1	6	9	5:08.318		32.487	33.193			7
	O'Rourke, Alex	5	7	9	5:10.157	1.839	30.966	31.827			8
	Butera, Gavin "The Hammer"	4	8	9	5:16.165	7.847	30.736	32.102			9
	Honcho, Mke	3	9	8	5:21.384		36.862	38.831			10
	Hazbun, Sebastian	2	10	0							

Car#	1	2	3	4	5	6	7	8	9	10
	Alfaro	Hazbun	Honcho	Butera	O'Rourke	Cooper	Carlson	Record	Hazbun	Kretzschmar
1.	7/33.663 9/5:02.9		8/39.758 8/5:18.0	9/41.317 8/5:30.5	4/32.313 10/5:23.1	2/31.474 10/5:14.6	6/33.399 9/5:00.5	5/33.389 9/5:00.5	1/30.847 10/5:08.5	3/31.712 10/5:17.1
2.	7/33.813 9/5:03.6		9/38.246 8/5:12.0	8/33.042 9/5:34.6	6/34.763 9/5:01.8	1/23.382 11/5:01.7	5/32.107 10/5:27.5	4/29.919 10/5:16.5	2/30.258 10/5:05.5	3/31.464 10/5:15.8
3.	7/35.580 9/5:09.1		9/39.358 8/5:12.9	8/35.621 9/5:29.9	4/30.966 10/5:26.8	6/47.920 9/5:08.3	5/33.504 10/5:30.0	3/33.799 10/5:23.6	1/30.468 10/5:05.2	2/31.805 10/5:16.6
4.	7/33.307 9/5:06.8		9/36.862 8/5:08.4	8/32.159 9/5:19.8	4/31.781 10/5:24.5	6/33.401 9/5:06.4	5/34.058 10/5:32.6	3/31.924 10/5:22.5	1/30.728 10/5:05.7	2/30.457 10/5:13.6
5.	6/32.487 9/5:03.9		9/39.947 8/5:10.6	8/32.517 9/5:14.3	3/31.794 10/5:23.2	7/33.781 9/5:05.9	5/31.096 10/5:28.3	2/29.945 10/5:17.9	1/30.499 10/5:05.6	4/36.632 10/5:24.1
6.	7/34.084 9/5:04.3		9/39.933 8/5:12.1	8/42.621 9/5:25.9	3/32.283 10/5:23.1	6/30.699 9/5:00.9	5/31.674 10/5:26.3	2/30.372 10/5:15.5	1/31.926 10/5:07.8	4/31.988 10/5:23.4
7.	7/33.996 9/5:04.6		9/42.723 8/5:16.3	8/36.095 9/5:25.7	4/39.341 10/5:33.1	6/34.202 9/5:01.9	5/38.277 9/5:01.0	2/32.991 10/5:17.6	1/32.181 10/5:09.8	3/30.166 10/5:20.3
8.	7/32.694 9/5:03.3		9/44.557 8/5:21.3	8/30.736 9/5:19.6	6/35.829 9/5:02.7	4/32.125 9/5:00.3	5/33.289 9/5:00.8	2/30.787 10/5:16.4	1/29.950 10/5:08.5	3/30.916 10/5:18.9
9.	6/38.694 9/5:08.3			8/32.057 9/5:16.1	7/41.087 9/5:10.1	5/32.076 10/5:32.2	4/31.403 10/5:32.0	2/30.616 10/5:15.2	1/30.700 10/5:08.3	3/36.233 10/5:23.7
10.						4/31.633 10/5:30.6	5/32.377 10/5:31.1	2/38.190 10/5:21.9	1/31.098 10/5:08.6	3/33.868 10/5:25.2

Top Qualifiers	Qual#	Laps	Race Time (Difference)	Round	Race	Pos in Race	Fast Lap
Hazbun, Richard	1	10	5:08.655	2	4	1	29.950
Record, Corey	2	10	5:15.149 6.494	1	4	1	30.253
Kretzschmar, Loren	3	10	5:25.241 10.09	2	4	3	30.166
Carlson, Glenn	4	10	5:27.213 1.972	1	4	3	31.520
Cooper, Jared	5	10	5:30.693 3.480	2	4	4	23.382
Hazbun, Sebastian	6	9	5:02.908	1	4	4	30.974
Alfaro, Joshua	7	9	5:08.318 5.410	2	4	6	32.487
O'Rourke, Alex	8	9	5:10.157 1.839	2	4	7	30.966
Butera, Gavin "The Hammer"	9	9	5:16.165 6.008	2	4	8	30.736
Honcho, Mike	10	8	5:21.384	2	4	9	36.862

# 13.5 4WD Buggy

Round 2

Top Qualifier is Vasan, Sebastian 11/5: 26.652 (Rnd 1)



## South Florida Off Road Championship Series II - Race 1

Ser#42318

Timing and Scoring by [www.RCScoringPro.com](http://www.RCScoringPro.com)

Sponsor	Driver Name	Car	Pos	Laps	Race Time	Behind	Fast Lap	Average Top 5	Top 10	Top 15	Q#
	Chavez, Daniel	6	1	11	5:15.077		27.632	27.969	28.329		1
	Vasan, Sebastian	4	2	11	5:19.275	4.198	28.186	28.507	28.942		2
	Kranz, Jeff	1	3	11	5:20.610	5.533	27.350	28.049	28.885		3
	Kirkpatrick, Matt	3	4	11	5:24.815	9.738	28.496	28.640	29.281		4
	Cooper, Jared	7	5	10	5:07.138		29.962	30.204	30.714		5
	OConnell, Denis	10	6	10	5:21.858	14.720	28.912	29.566	32.186		7
	Lee, Pak	8	7	10	5:24.315	17.177	30.139	30.978	32.431		9
	Iler, Jessica	5	8	10	5:24.320	17.182	30.034	30.731	32.432		8
	Allen, Tom	9	9	7	3:22.768		28.174	28.518			10
	Iler, David	2	10	5	2:31.410		28.031	30.282			6

Car#	1	2	3	4	5	6	7	8	9	10
	Kranz	Iler	Kirkpatrick	Vasan	Iler	Chavez	Cooper	Lee	Allen	OConnell
1.	7/31.757 10/5:17.6	9/33.526 9/5:01.7	4/30.295 10/5:03.0	3/29.229 11/5:21.5	10/39.662 8/5:17.2	1/28.179 11/5:09.9	5/30.838 10/5:08.3	6/31.597 10/5:16.0	2/29.064 11/5:19.6	8/32.892 10/5:28.8
2.	6/31.615 10/5:16.8	9/31.274 10/5:24.0	5/32.005 10/5:11.5	3/28.899 11/5:19.7	10/31.524 9/5:20.3	1/28.335 11/5:10.8	4/30.620 10/5:07.3	7/32.502 10/5:20.5	2/28.497 11/5:16.5	8/31.369 10/5:21.3
3.	6/29.149 10/5:08.3	8/28.700 10/5:11.6	4/28.519 10/5:02.7	3/29.577 11/5:21.5	10/31.928 9/5:09.3	1/28.661 11/5:12.2	5/30.237 10/5:05.6	9/31.013 10/5:17.0	2/28.995 11/5:17.3	7/29.025 10/5:10.9
4.	6/29.665 10/5:05.4	8/29.879 10/5:08.4	4/28.516 11/5:28.1	3/29.576 11/5:22.5	10/34.659 9/5:09.9	1/28.079 11/5:11.4	5/30.355 10/5:05.1	9/32.705 10/5:19.5	2/28.718 11/5:16.9	7/29.421 10/5:06.7
5.	5/28.161 10/5:00.6	6/28.031 10/5:02.8	4/28.808 11/5:25.9	3/29.455 11/5:22.8	10/30.034 9/5:02.0	1/27.632 11/5:09.9	7/29.962 10/5:04.0	9/35.278 10/5:26.1	2/31.113 11/5:22.0	8/37.161 10/5:19.7
6.	4/27.350 11/5:25.7		5/30.887 11/5:28.2	3/28.736 11/5:21.6	9/32.285 9/5:00.1	1/28.056 11/5:09.7	6/33.051 10/5:08.4	8/31.856 10/5:24.9	2/28.174 11/5:20.0	7/28.912 10/5:14.6
7.	4/28.762 11/5:24.4		5/29.146 11/5:27.1	3/28.186 11/5:20.0	9/30.121 10/5:28.8	1/28.014 11/5:09.5	6/30.205 10/5:07.5	8/30.139 10/5:21.5	2/28.207 11/5:18.6	7/30.152 10/5:12.7
8.	3/28.570 11/5:23.1		4/28.496 11/5:25.4	2/29.853 11/5:21.0	8/32.130 10/5:27.9	1/28.064 11/5:09.4	5/30.896 10/5:07.6	7/34.071 10/5:23.9		6/36.824 10/5:19.6
9.	3/29.416 11/5:23.2		4/30.391 11/5:26.4	2/29.049 11/5:20.9	8/31.706 10/5:26.7	1/29.233 11/5:10.7	5/30.263 10/5:07.1	7/30.286 10/5:21.6		6/30.320 10/5:17.8
10.	3/28.349 11/5:22.0		4/28.861 11/5:25.5	2/28.359 11/5:20.0	8/30.271 10/5:24.3	1/29.033 11/5:11.6	5/30.711 10/5:07.1	7/34.868 10/5:24.3		6/35.782 10/5:21.8
11.	3/27.816 11/5:20.6		4/28.891 11/5:24.8	2/28.356 11/5:19.2		1/31.791 11/5:15.0				

Top Qualifiers	Qual#	Laps	Race Time (Difference)	Round	Race	Pos in Race	Fast Lap
Chavez, Daniel	1	11	5:15.077	2	5	1	27.632
Vasan, Sebastian	2	11	5:19.275 4.198	2	5	2	28.186
Kranz, Jeff	3	11	5:20.610 1.335	2	5	3	27.350
Kirkpatrick, Matt	4	11	5:24.815 4.205	2	5	4	28.496
Cooper, Jared	5	10	5:07.138	2	5	5	29.962
Iler, David	6	10	5:11.065 3.927	1	5	5	29.180
OConnell, Denis	7	10	5:14.510 3.445	1	5	6	29.429
Iler, Jessica	8	10	5:18.788 4.278	1	5	7	30.205
Lee, Pak	9	10	5:24.315 5.527	2	5	7	30.139
Allen, Tom	10	7	3:22.768	2	5	9	28.174

Top Qualifier is Lopez, Jader 11/5: 10.529 (Rnd 1)



# South Florida Off Road Championship Series II - Race 1

Ser#42318

Timing and Scoring by [www.RCScorePro.com](http://www.RCScorePro.com)

Sponsor	Driver Name	Car	Pos	Laps	Race Time	Behind	Fast Lap	Average Top 5	Top 10	Top 15	Q#
	Intravia, Chris	6	1	11	5:02.407		27.016	27.251	27.438		1
	Espinosa, Jack	4	2	11	5:18.788	16.381	27.753	28.251	28.628		5
	Butera, Gavin "The Hammer"	1	3	11	5:21.409	19.002	27.276	28.052	28.748		6
	Montiel, Christian	3	4	11	5:22.168	19.761	27.919	28.399	29.066		8
	Carlson, Glenn	2	5	11	5:23.798	21.391	27.752	28.258	29.063		9
	Lopez, Jader	5	6	9	4:07.777		25.707	26.199			2
	Molina, Felix	7	7	9	5:01.407	53.630	30.157	31.539			13
	Paz, Daniel	8	8	9	5:26.423	78.646	27.482	27.879			3

Car#	1	2	3	4	5	6	7	8	9	10
	Butera	Carlson	Montiel	Espinosa	Lopez	Intravia	Molina	Paz		
1.	6/30.569 10/5:05.6	3/28.621 11/5:14.8	5/30.174 10/5:01.7	4/29.303 11/5:22.3	1/26.270 12/5:15.2	2/27.211 12/5:26.5	8/32.813 10/5:28.1	7/30.679 10/5:06.8		
2.	7/29.116 11/5:28.2	5/30.434 11/5:24.7	6/28.905 11/5:24.9	3/29.315 11/5:22.4	4/32.775 11/5:24.7	1/27.305 12/5:27.1	8/33.984 9/5:00.5	2/27.804 11/5:21.6		
3.	7/28.646 11/5:23.8	5/28.639 11/5:21.5	6/29.014 11/5:22.9	4/28.249 11/5:18.5	2/26.824 11/5:14.8	1/27.393 11/5:00.3	8/30.539 10/5:24.4	3/27.544 11/5:15.4		
4.	4/28.385 11/5:20.9	7/30.367 11/5:24.6	6/29.428 11/5:23.1	3/28.298 11/5:16.7	2/25.707 11/5:06.8	1/27.347 11/5:00.4	8/34.191 10/5:28.8	5/30.719 11/5:21.0		
5.	6/29.776 11/5:22.2	7/29.278 11/5:24.1	5/28.534 11/5:21.3	4/29.169 11/5:17.5	2/29.967 11/5:11.3	1/27.377 11/5:00.5	8/30.157 10/5:23.3	3/27.482 11/5:17.3		
6.	4/28.078 11/5:20.0	6/28.246 11/5:21.9	5/29.241 11/5:21.3	3/28.462 11/5:16.8	2/26.441 11/5:07.9	1/27.016 11/5:00.0	7/31.494 10/5:21.9	8/93.485 8/5:16.9		
7.	4/29.039 11/5:19.9	3/27.752 11/5:19.5	6/30.809 11/5:23.8	5/32.504 11/5:22.6	2/26.091 11/5:04.9	1/28.026 11/5:01.2	7/32.690 10/5:22.6	8/28.879 8/5:04.6		
8.	4/27.873 11/5:18.2	3/28.032 11/5:18.1	6/28.433 11/5:22.4	5/28.576 11/5:21.5	2/26.486 11/5:03.2	1/27.417 11/5:01.2	7/37.907 10/5:29.7	8/32.143 9/5:36.0		
9.	3/28.723 11/5:18.0	4/29.090 11/5:18.3	6/31.508 11/5:25.1	5/28.664 11/5:20.8	2/27.216 11/5:02.8	1/27.848 11/5:01.8	7/37.632 9/5:01.4	8/27.688 9/5:26.4		
10.	2/27.276 11/5:16.2	4/33.169 11/5:22.9	5/28.203 11/5:23.6	3/28.495 11/5:20.1		1/27.708 11/5:02.1				
11.	3/33.928 11/5:21.4	5/30.170 11/5:23.8	4/27.919 11/5:22.1	2/27.753 11/5:18.7		1/27.759 11/5:02.4				

Top Qualifiers	Qual#	Laps	Race Time (Difference)	Round	Race	Pos in Race	Fast Lap
Intravia, Chris	1	11	5:02.407	2	6	1	27.016
Lopez, Jader	2	11	5:10.529 8.122	1	6	1	27.041
Paz, Daniel	3	11	5:16.278 5.749	1	6	3	27.848
Record, Corey	4	11	5:17.399 1.121	1	7	1	27.561
Espinosa, Jack	5	11	5:18.788 1.389	2	6	2	27.753
Butera, Gavin "The Hammer"	6	11	5:21.409 2.621	2	6	3	27.276
Lazar `Lazi` Janos	7	11	5:22.090 0.681	1	7	2	28.156
Montiel, Christian	8	11	5:22.168 0.078	2	6	4	27.919
Carlson, Glenn	9	11	5:23.798 1.630	2	6	5	27.752
Kretzschmar, Loren	10	11	5:26.918 3.120	1	7	3	28.273

Top Qualifier is Intravia, Chris 11/5: 02.407 (Rnd 2)



# South Florida Off Road Championship Series II - Race 1

Ser#42318

Timing and Scoring by [www.RCScoringPro.com](http://www.RCScoringPro.com)

Sponsor	Driver Name	Car	Pos	Laps	Race Time	Behind	Fast Lap	Average Top 5	Top 10	Top 15	Q#
	Lazar `Lazi` Janos	8	1	11	5:07.553		26.414	26.851	27.655		2
	Record, Corey	4	2	11	5:07.924	0.371	26.403	26.936	27.692		3
	Hutton, Jonathan	6	3	11	5:20.129	12.576	28.203	28.414	28.646		7
	De Young, Jerry	7	4	10	5:12.841		28.456	29.741	31.284		13
	Romani, Ron	3	5	10	5:13.429	0.588	28.314	28.696	31.343		12
	Kretzschmar, Loren	2	6	10	5:22.170	9.329	27.409	28.110	32.217		11
	Rodriguez, Fred	1	7	9	4:52.427		29.110	30.501			15
	vega, Laz	5	8	9	4:56.661	4.234	30.435	31.564			16

Car# 1	2	3	4	5	6	7	8	9	10
Rodriguez	Kretzschmar	Romani	Record	vega	Hutton	De Young	zar `Lazi` Jano		
1. 7/36.015 9/5:24.1	8/51.152 6/5:06.8	5/32.689 10/5:26.8	1/27.762 11/5:05.3	6/33.299 10/5:33.0	2/29.007 11/5:19.1	4/30.200 10/5:02.0	3/29.929 11/5:29.2		
2. 7/31.041 9/5:01.7	8/29.734 8/5:23.5	5/28.656 10/5:06.7	1/27.233 11/5:02.5	6/31.709 10/5:25.0	3/28.203 11/5:14.6	4/29.172 11/5:26.5	2/27.277 11/5:14.6		
3. 7/32.709 10/5:32.5	8/28.969 9/5:29.5	6/34.444 10/5:19.3	1/27.079 11/5:00.9	5/30.435 10/5:18.1	3/28.793 11/5:15.3	4/31.314 10/5:02.3	2/26.414 11/5:06.6		
4. 8/38.817 9/5:11.8	7/27.559 9/5:09.1	6/37.601 9/5:00.1	1/26.403 12/5:25.4	5/37.818 10/5:33.1	3/28.629 11/5:15.2	4/34.397 10/5:12.6	2/27.099 11/5:04.4		
5. 7/29.110 9/5:01.8	8/32.143 9/5:05.2	5/30.004 10/5:26.7	2/29.844 11/5:04.3	6/31.475 10/5:29.4	3/28.403 11/5:14.6	4/31.147 10/5:12.4	1/27.047 11/5:03.0		
6. 7/29.517 10/5:28.6	6/27.530 10/5:28.4	5/28.784 10/5:20.3	1/26.984 11/5:03.0	8/33.809 10/5:30.8	3/28.804 11/5:15.0	4/32.225 10/5:14.0	2/28.273 11/5:04.4		
7. 6/32.383 10/5:27.9	8/37.525 9/5:01.6	4/28.318 10/5:15.0	1/27.113 11/5:02.3	7/33.916 10/5:32.0	3/28.227 11/5:14.3	5/33.140 10/5:16.5	2/29.562 11/5:07.3		
8. 6/30.478 10/5:25.0	8/29.081 10/5:29.6	4/28.314 10/5:11.0	1/27.100 11/5:01.8	7/31.143 10/5:29.5	3/33.669 11/5:21.3	5/28.456 10/5:12.5	2/26.522 11/5:05.4		
9. 6/32.357 10/5:24.9	7/31.068 10/5:27.5	4/29.406 10/5:09.1	1/28.461 11/5:03.0	8/33.057 10/5:29.6	3/28.608 11/5:20.6	5/29.731 10/5:10.8	2/27.253 11/5:04.7		
10.	6/27.409 10/5:22.1	5/35.213 10/5:13.4	2/28.942 11/5:04.6		3/28.663 11/5:20.1	4/33.059 10/5:12.8	1/27.172 11/5:04.2		
11.			2/31.003 11/5:07.9		3/29.123 11/5:20.1		1/31.005 11/5:07.5		

Top Qualifiers	Qual#	Laps	Race Time (Difference)	Round	Race	Pos in Race	Fast Lap
Intravia, Chris	1	11	5:02.407	2	6	1	27.016
Lazar `Lazi` Janos	2	11	5:07.553 5.146	2	7	1	26.414
Record, Corey	3	11	5:07.924 0.371	2	7	2	26.403
Lopez, Jader	4	11	5:10.529 2.605	1	6	1	27.041
Paz, Daniel	5	11	5:16.278 5.749	1	6	3	27.848
Espinosa, Jack	6	11	5:18.788 2.510	2	6	2	27.753
Hutton, Jonathan	7	11	5:20.129 1.341	2	7	3	28.203
Butera, Gavin "The Hammer"	8	11	5:21.409 1.280	2	6	3	27.276
Montiel, Christian	9	11	5:22.168 0.759	2	6	4	27.919
Carlson, Glenn	10	11	5:23.798 1.630	2	6	5	27.752

# Pro 4 Mod

Round 2

Top Qualifier is Paz, Daniel 11/5: 19.691 (Rnd 1)



## South Florida Off Road Championship Series II - Race 1

Ser#42318

Timing and Scoring by [www.RCScoringPro.com](http://www.RCScoringPro.com)

Sponsor	Driver Name	Car	Pos	Laps	Race Time	Behind	Fast Lap	Average Top 5	Top 10	Top 15	Q#
	Kranz, Jeff	4	1	11	5:20.101		27.890	28.170	28.770		2
	Espinosa, Jack	1	2	10	5:00.571		28.721	29.147	30.057		3
	Quiros, Shaun	2	3	9	5:16.669		31.213	32.954			16
	Serio, Phil	7	4	9	5:23.488	6.819	33.224	33.906			18
	Johnston, Richard	3	5	8	4:11.133		30.017	30.821			11
	Reiman, Wayne	5	6	8	5:09.977	58.844	35.259	37.916			22
	Kaufman, Tim	6	7	8	5:21.284	70.151	34.683	37.159			23
	Lee, Alain	9	8	6	5:00.770		43.350	48.257			24
	Strickler, Mke	8	9	0							

Car#	1	2	3	4	5	6	7	8	9	10
	Espinosa	Quiros	Johnston	Kranz	Reiman	Kaufman	Serio	Strickler	Lee	
1.	2/29.160 11/5:20.7	4/37.580 8/5:00.6	3/31.558 10/5:15.5	1/28.012 11/5:08.1	5/39.311 8/5:14.4	8/43.683 7/5:05.7	6/39.933 8/5:19.4		7/43.350 7/5:03.4	
2.	2/29.899 11/5:24.8	6/40.234 8/5:11.2	3/31.834 10/5:16.9	1/27.890 11/5:07.4	5/37.938 8/5:09.0	7/45.765 7/5:13.0	4/33.767 9/5:31.6		8/55.562 7/5:46.1	
3.	1/28.721 11/5:21.8	5/35.304 8/5:01.6	3/30.017 10/5:11.3	2/32.405 11/5:23.8	6/40.209 8/5:13.2	7/35.452 8/5:33.0	4/35.002 9/5:26.1		8/44.968 7/5:35.7	
4.	2/29.319 11/5:22.0	4/31.686 9/5:25.8	3/30.955 10/5:10.8	1/28.519 11/5:21.2	6/40.878 8/5:16.6	7/35.884 8/5:21.5	5/36.488 9/5:26.6		8/48.520 7/5:36.6	
5.	2/33.572 10/5:01.3	4/33.871 9/5:21.6	3/31.281 10/5:11.2	1/29.131 11/5:21.1	6/39.099 8/5:15.9	7/46.041 8/5:30.9	5/39.692 9/5:32.7		8/48.883 7/5:37.7	
6.	2/29.234 11/5:29.8	4/38.289 9/5:25.4	3/33.636 10/5:15.4	1/28.230 11/5:19.3	6/38.708 8/5:14.8	7/38.378 8/5:26.9	5/34.059 9/5:28.4		8/59.487 6/5:00.7	
7.	2/31.980 10/5:02.6	5/35.797 9/5:24.9	3/30.292 10/5:13.6	1/28.201 11/5:18.0	6/35.259 8/5:10.1	7/34.683 8/5:19.8	4/33.224 9/5:24.2			
8.	2/29.302 10/5:01.4	4/31.213 9/5:19.4	3/31.560 10/5:13.9	1/29.270 11/5:18.5	6/38.575 8/5:09.9	7/41.398 8/5:21.2	5/37.845 9/5:26.2			
9.	2/29.679 10/5:00.9	3/32.695 9/5:16.6		1/28.788 11/5:18.3			4/33.478 9/5:23.4			
10.	2/29.705 10/5:00.5			1/30.524 11/5:20.0						
11.				1/29.131 11/5:20.1						

Top Qualifiers	Qual#	Laps	Race Time (Difference)	Round	Race	Pos in Race	Fast Lap
Paz, Daniel	1	11	5:19.691	1	9	1	27.488
Kranz, Jeff	2	11	5:20.101 0.410	2	8	1	27.890
Espinosa, Jack	3	10	5:00.571	2	8	2	28.721
Carlson, Glenn	4	10	5:00.901 0.330	1	9	2	28.126
Record, Jeff	5	10	5:03.605 2.704	1	10	1	28.974
Delfino, Scott	6	10	5:10.993 7.388	1	9	3	29.430
Alfaro, Joshua	7	10	5:13.659 2.666	1	10	2	21.145
Barbera, Joe	8	10	5:15.696 2.037	1	9	4	30.031
Fabiani, Massimo	9	10	5:20.776 5.080	1	10	3	29.519
Lee, Pak	10	10	5:28.397 7.621	1	10	4	29.884

# Pro 4 Mod

Round 2

Top Qualifier is Paz, Daniel 11/5: 19.691 (Rnd 1)



## South Florida Off Road Championship Series II - Race 1

Ser#42318

Timing and Scoring by [www.RCScoringPro.com](http://www.RCScoringPro.com)

Sponsor	Driver Name	Car	Pos	Laps	Race Time	Behind	Fast Lap	Average Top 5	Top 10	Top 15	Q#
	Carlson, Glenn	3	1	11	5:22.318		28.129	28.598	29.132		3
	Delfino, Scott	2	2	11	5:30.749	8.431	28.626	28.968	29.738		4
	Barbera, Joe	4	3	10	5:04.556		28.699	29.284	30.456		7
	Jones, Jeff	1	4	10	5:20.649	16.093	29.739	30.673	32.065		9
	Natoli, Jay	5	5	9	5:16.477		33.822	34.173			16
	vega, Laz	7	6	7	5:06.920		30.083	31.506			14
	Paz, Daniel	8	7	4	1:54.106		26.784				1

Car#	1	2	3	4	5	6	7	8	9	10
	Jones	Delfino	Carlson	Barbera	Natoli		vega	Paz		
1.	4/32.674 10/5:26.7	6/33.369 9/5:00.3	2/29.687 11/5:26.5	3/32.058 10/5:20.6	7/35.573 9/5:20.1		5/32.749 10/5:27.5	1/28.009 11/5:08.1		
2.	4/31.275 10/5:19.7	3/29.080 10/5:12.2	2/28.926 11/5:22.3	5/31.932 10/5:19.9	7/37.631 9/5:29.4		6/32.848 10/5:28.0	1/26.784 11/5:01.3		
3.	5/31.061 10/5:16.7	3/30.100 10/5:08.5	2/28.562 11/5:19.6	4/28.838 10/5:09.4	7/34.151 9/5:22.0		6/30.366 10/5:19.8	1/29.161 11/5:07.8		
4.	5/30.679 10/5:14.2	4/30.673 10/5:08.0	2/31.002 11/5:24.9	3/29.452 10/5:05.6	6/35.655 9/5:21.7		7/116.540 6/5:18.7	1/30.152 11/5:13.8		
5.	4/34.121 10/5:19.6	2/29.181 10/5:04.8	1/28.129 11/5:21.8	3/30.677 10/5:05.9	5/34.700 9/5:19.8		6/32.722 7/5:43.3			
6.	4/30.609 10/5:17.3	2/29.252 10/5:02.7	1/29.818 11/5:22.8	3/31.068 10/5:06.7	5/36.753 9/5:21.6		6/31.612 7/5:22.9			
7.	4/32.758 10/5:18.8	2/30.059 10/5:02.4	1/28.560 11/5:21.6	3/31.470 10/5:07.8	5/34.171 9/5:19.6		6/30.083 7/5:06.9			
8.	4/36.135 10/5:24.1	2/29.570 10/5:01.6	1/29.294 11/5:21.7	3/28.699 10/5:05.2	5/34.021 9/5:17.9					
9.	4/31.598 10/5:23.2	2/28.703 11/5:29.9	1/29.613 11/5:22.1	3/28.753 10/5:03.2	5/33.822 9/5:16.4					
10.	4/29.739 10/5:20.6	2/28.626 11/5:28.4	1/29.915 11/5:22.8	3/31.609 10/5:04.5						
11.		2/32.136 10/5:00.6	1/28.812 11/5:22.3							

Top Qualifiers	Qual#	Laps	Race Time (Difference)	Round	Race	Pos in Race	Fast Lap
Paz, Daniel	1	11	5:19.691	1	9	1	27.488
Kranz, Jeff	2	11	5:20.101 0.410	2	8	1	27.890
Carlson, Glenn	3	11	5:22.318 2.217	2	9	1	28.129
Delfino, Scott	4	11	5:30.749 8.431	2	9	2	28.626
Espinosa, Jack	5	10	5:00.571	2	8	2	28.721
Record, Jeff	6	10	5:03.605 3.034	1	10	1	28.974
Barbera, Joe	7	10	5:04.556 0.951	2	9	3	28.699
Alfaro, Joshua	8	10	5:13.659 9.103	1	10	2	21.145
Jones, Jeff	9	10	5:20.649 6.990	2	9	4	29.739
Fabiani, Massimo	10	10	5:20.776 0.127	1	10	3	29.519



# Pro 4 Mod

Round 2

Top Qualifier is Paz, Daniel 11/5: 19.691 (Rnd 1)

10

## South Florida Off Road Championship Series II - Race 1

Ser#42318

Timing and Scoring by [www.RCScoringPro.com](http://www.RCScoringPro.com)

Sponsor	Driver Name	Car	Pos	Laps	Race Time	Behind	Fast Lap	Average Top 5	Top 10	Top 15	Q#
	OConnell, Denis	4	1	10	5:00.503		28.886	29.076	30.050		5
	Alfaro, Joshua	5	2	10	5:01.773	1.270	28.947	29.394	30.177		7
	Record, Jeff	3	3	10	5:10.352	9.849	28.740	29.299	31.035		8
	Lee, Pak	8	4	10	5:21.495	20.992	29.550	31.243	32.149		12
	Fabiani, Massimo	1	5	10	5:29.284	28.781	30.322	31.302	32.928		11
	Mato, Jose	2	6	10	5:32.268	31.765	30.919	31.572	33.227		14
	Quiros, MJ	6	7	9	5:13.266		32.769	33.495			16
	Blume, Richard	7	8	9	5:19.679	6.413	32.595	33.566			19
	Phillips, Bill	9	9	9	5:36.566	23.300	34.885	36.142			21

Car#	1	2	3	4	5	6	7	8	9	10
	Fabiani	Mato	Record	OConnell	Alfaro	Quiros	Blume	Lee	Phillips	
1.	6/35.867 9/5:22.8	2/31.055 10/5:10.5	8/36.514 9/5:28.5	3/31.659 10/5:16.6	1/29.936 11/5:29.3	7/36.338 9/5:27.0	5/33.819 9/5:04.3	4/31.939 10/5:19.4	9/36.888 9/5:32.0	
2.	4/30.322 10/5:30.9	5/37.055 9/5:06.4	6/31.860 9/5:07.6	2/31.554 10/5:16.0	1/30.322 10/5:01.3	7/35.304 9/5:22.3	9/42.112 8/5:03.7	3/32.769 10/5:23.5	8/38.246 8/5:00.5	
3.	5/34.770 9/5:02.8	6/33.051 9/5:03.4	4/29.532 10/5:26.3	2/32.593 10/5:19.3	1/29.852 10/5:00.3	7/34.667 9/5:18.9	9/34.977 9/5:32.7	3/32.792 10/5:25.0	8/35.689 9/5:32.4	
4.	5/33.041 9/5:01.5	6/35.649 9/5:07.8	3/29.264 10/5:17.9	2/29.108 10/5:12.2	1/29.154 11/5:27.9	7/39.188 9/5:27.3	9/39.201 8/5:00.2	4/32.669 10/5:25.4	8/34.885 9/5:27.8	
5.	5/30.999 10/5:30.0	6/30.919 9/5:01.9	3/30.181 10/5:14.6	2/29.370 10/5:08.5	1/29.974 11/5:28.3	7/32.796 9/5:20.9	9/33.433 9/5:30.3	4/31.009 10/5:22.3	8/36.771 9/5:28.4	
6.	5/32.607 10/5:29.3	6/31.376 10/5:31.8	3/28.778 10/5:10.2	2/28.890 10/5:05.2	1/28.947 11/5:26.6	7/32.769 9/5:16.5	8/33.017 9/5:24.8	4/33.078 10/5:23.7	9/37.662 9/5:30.2	
7.	6/35.782 9/5:00.0	5/31.765 10/5:29.8	3/31.891 10/5:11.4	2/29.126 10/5:03.2	1/29.760 11/5:26.7	7/34.962 9/5:16.3	8/32.595 9/5:20.3	4/31.908 10/5:23.0	9/42.268 9/5:37.3	
8.	6/30.914 10/5:30.3	5/33.291 10/5:30.2	3/28.740 10/5:08.4	2/29.657 10/5:02.4	1/32.031 11/5:29.9	7/33.351 9/5:14.3	8/35.561 9/5:20.2	4/31.807 10/5:22.4	9/36.478 9/5:36.2	
9.	5/31.667 10/5:28.8	6/35.361 10/5:32.8	3/30.316 10/5:07.8	2/29.660 10/5:01.8	1/29.257 11/5:29.0	7/33.891 9/5:13.2	8/34.964 9/5:19.6	4/29.550 10/5:19.4	9/37.679 9/5:36.5	
10.	5/33.315 10/5:29.2	6/32.746 10/5:32.2	3/33.276 10/5:10.3	1/28.886 10/5:00.5	2/32.540 10/5:01.7			4/33.974 10/5:21.5		

Top Qualifiers	Qual#	Laps	Race Time (Difference)	Round	Race	Pos in Race	Fast Lap
Paz, Daniel	1	11	5:19.691	1	9	1	27.488
Kranz, Jeff	2	11	5:20.101 0.410	2	8	1	27.890
Carlson, Glenn	3	11	5:22.318 2.217	2	9	1	28.129
Delfino, Scott	4	11	5:30.749 8.431	2	9	2	28.626
OConnell, Denis	5	10	5:00.503	2	10	1	28.886
Espinosa, Jack	6	10	5:00.571 0.068	2	8	2	28.721
Alfaro, Joshua	7	10	5:01.773 1.202	2	10	2	28.947
Record, Jeff	8	10	5:03.605 1.832	1	10	1	28.974
Barbera, Joe	9	10	5:04.556 0.951	2	9	3	28.699
Jones, Jeff	10	10	5:20.649 16.09	2	9	4	29.739

South Florida Off Road Championship Series II - Race 1

Ser#42318

Timing and Scoring by www.RCScoringPro.com

Sponsor	Driver Name	Car	Pos	Laps	Race Time	Behind	Fast Lap	Average Top 5	Top 10	Top 15	Q#
	Iler, David	7	1	11	5:05.289		26.541	27.021	27.512		2
	Lazar `Lazi` Janos	4	2	11	5:13.073	7.784	26.837	27.180	27.838		4
	Paz, Daniel	5	3	11	5:20.146	14.857	27.149	27.523	28.498		6
	vega, Laz	3	4	10	5:08.197		29.515	29.801	30.820		11
	Carlson, Glenn	8	5	10	5:13.031	4.834	28.938	29.406	31.303		14
	Molina, Felix	6	6	10	5:23.241	15.044	30.490	31.139	32.324		17
	Betancur, Juan	9	7	9	5:27.360		32.964	34.788			23
	Hancock, John	1	8	8	5:00.675		33.663	35.809			24
	Hutton, Jonathan	2	9	0							

Car#	1	2	3	4	5	6	7	8	9	10
	Hancock	Hutton	vega	zar `Lazi` Jan	Paz	Molina	Iler	Carlson	Betancur	
1.	8/41.782 8/5:34.2		4/29.861 11/5:28.4	1/27.809 11/5:05.9	3/29.099 11/5:20.1	5/30.991 10/5:09.8	2/28.519 11/5:13.7	6/33.218 10/5:32.1	7/34.096 9/5:06.9	
2.	8/36.924 8/5:14.8		5/33.461 10/5:16.6	1/27.106 11/5:02.0	3/28.030 11/5:14.2	4/30.980 10/5:09.8	2/27.121 11/5:06.0	6/30.343 10/5:17.8	7/36.718 9/5:18.6	
3.	8/41.693 8/5:21.0		4/29.740 10/5:10.1	1/26.837 12/5:27.0	3/28.594 11/5:14.3	5/32.138 10/5:13.6	2/27.323 11/5:04.1	6/31.935 10/5:18.3	7/35.015 9/5:17.4	
4.	8/33.663 8/5:08.1		5/31.401 10/5:11.1	1/27.444 11/5:00.3	3/27.149 11/5:10.3	6/31.097 10/5:13.0	2/27.263 11/5:03.1	4/28.938 10/5:11.0	7/40.990 9/5:30.3	
5.	8/37.724 8/5:06.8		4/31.523 10/5:11.9	3/34.694 11/5:16.5	2/28.254 11/5:10.4	5/32.788 10/5:15.9	1/28.850 11/5:05.9	6/35.193 10/5:19.2	7/35.336 9/5:27.8	
6.	8/38.157 8/5:06.5		4/30.328 10/5:10.5	3/28.130 11/5:15.3	2/27.600 11/5:09.3	6/32.372 10/5:17.2	1/26.541 11/5:03.6	5/29.745 10/5:15.6	7/38.276 9/5:30.6	
7.	8/36.346 8/5:04.3		4/31.538 10/5:11.2	2/27.998 11/5:14.3	3/33.392 11/5:17.6	6/32.406 10/5:18.2	1/30.171 11/5:07.6	5/28.976 10/5:11.9	7/32.964 9/5:25.7	
8.	8/34.386 8/5:00.6		4/29.561 10/5:09.2	2/27.258 11/5:12.5	3/27.926 11/5:16.3	6/34.421 10/5:21.4	1/27.584 11/5:07.1	5/31.474 10/5:12.2	7/37.438 9/5:27.1	
9.			4/31.269 10/5:09.6	2/27.617 11/5:11.5	3/27.167 11/5:14.3	6/30.490 10/5:19.6	1/27.737 11/5:06.9	5/29.029 10/5:09.8	7/36.527 9/5:27.3	
10.			4/29.515 10/5:08.1	3/30.925 11/5:14.4	2/27.771 11/5:13.4	6/35.558 10/5:23.2	1/26.917 11/5:05.8	5/34.180 10/5:13.0		
11.				2/27.255 11/5:13.0	3/35.164 11/5:20.1		1/27.263 11/5:05.2			

Top Qualifiers	Qual#	Laps	Race Time (Difference)	Round	Race	Pos in Race	Fast Lap
Lopez, Jader	1	11	5:01.702	1	12	1	26.152
Iler, David	2	11	5:05.289 3.587	2	11	1	26.541
Intravia, Chris	3	11	5:06.065 0.776	1	13	1	26.416
Lazar `Lazi` Janos	4	11	5:13.073 7.008	2	11	2	26.837
Kretschmar, Loren	5	11	5:18.949 5.876	1	12	2	27.533
Paz, Daniel	6	11	5:20.146 1.197	2	11	3	27.149
Vasan, Sebastian	7	11	5:22.976 2.830	1	12	3	27.576
Montiel, Christian	8	11	5:24.624 1.648	1	13	2	28.378
Johnston, Richard	9	10	5:06.659	1	12	4	29.889
Iler, Jessica	10	10	5:07.086 0.427	1	13	3	29.226

South Florida Off Road Championship Series II - Race 1

Ser#42318

Timing and Scoring by www.RCScoringPro.com

Sponsor	Driver Name	Car	Pos	Laps	Race Time	Behind	Fast Lap	Average Top 5	Top 10	Top 15	Q#
	Romani, Ron	9	1	11	5:08.184		26.874	27.434	27.886		4
	Vasan, Sebastian	8	2	11	5:12.582	4.398	26.934	27.535	28.085		5
	Kretzschmar, Loren	5	3	11	5:18.528	10.344	27.807	28.098	28.696		7
	Blume, Richard	6	4	10	5:28.726		28.924	30.677	32.873		18
	Natoli, Jay	3	5	9	5:22.135		29.977	32.724			22
	Auosto, Pedro	1	6	9	5:30.800	8.665	33.276	34.534			20
	Johnston, Richard	2	7	7	5:02.645		28.004	28.818			10
	Lopez, Jader	7	8	2	0:52.839		25.916				1
	Honcho, Mke	4	9	0							

Car#	1	2	3	4	5	6	7	8	9	10
	Auosto	Johnston	Natoli	Honcho	Kretzschmar	Blume	Lopez	Vasan	Romani	
1.	6/43.904 7/5:07.3	8/126.787 3/6:20.3	7/44.605 7/5:12.1		4/30.949 10/5:09.5	5/39.142 8/5:13.1	1/26.923 12/5:23.0	3/28.558 11/5:14.1	2/27.746 11/5:05.2	
2.	6/34.387 8/5:13.1	8/29.144 4/5:11.8	7/36.066 8/5:22.6		3/28.413 11/5:26.4	5/31.492 9/5:17.8	1/25.916 12/5:17.0	4/31.729 10/5:01.4	2/27.633 11/5:04.5	
3.	6/41.317 8/5:18.9	7/29.194 5/5:08.5	5/35.786 8/5:10.5		2/27.881 11/5:19.8	4/28.924 10/5:31.8		3/28.111 11/5:24.1	1/27.899 11/5:05.3	
4.	5/33.276 8/5:05.7	7/28.939 6/5:21.0	6/42.056 8/5:17.0		2/28.645 11/5:18.6	4/36.479 9/5:06.0		3/27.871 11/5:19.7	1/28.127 11/5:06.3	
5.	6/35.797 8/5:01.8	7/28.004 7/5:38.8	5/29.977 8/5:01.5		2/27.807 11/5:16.1	4/33.016 9/5:04.2		3/28.044 11/5:17.4	1/29.324 11/5:09.6	
6.	6/33.667 9/5:33.5	7/31.770 7/5:19.4	5/31.945 9/5:30.6		3/31.572 11/5:21.3	4/32.223 9/5:01.9		2/29.675 11/5:18.9	1/26.874 11/5:07.2	
7.	6/35.544 9/5:31.5	7/28.807 7/5:02.6	5/35.635 9/5:29.2		3/28.398 11/5:20.0	4/31.133 10/5:32.0		2/27.850 11/5:17.1	1/27.986 11/5:07.3	
8.	6/36.800 9/5:31.5		5/33.451 9/5:25.7		3/29.088 11/5:20.0	4/30.438 10/5:28.5		2/27.859 11/5:15.8	1/28.051 11/5:07.5	
9.	6/36.108 9/5:30.8		5/32.614 9/5:22.1		3/28.598 11/5:19.4	4/34.480 10/5:30.3		2/27.163 11/5:13.9	1/29.143 11/5:08.9	
10.					3/27.991 11/5:18.2	4/31.399 10/5:28.7		2/28.788 11/5:14.2	1/28.382 11/5:09.2	
11.					3/29.186 11/5:18.5			2/26.934 11/5:12.5	1/27.019 11/5:08.1	

Top Qualifiers	Qual#	Laps	Race Time (Difference)	Round	Race	Pos in Race	Fast Lap
Lopez, Jader	1	11	5:01.702	1	12	1	26.152
Iler, David	2	11	5:05.289 3.587	2	11	1	26.541
Intravia, Chris	3	11	5:06.065 0.776	1	13	1	26.416
Romani, Ron	4	11	5:08.184 2.119	2	12	1	26.874
Vasan, Sebastian	5	11	5:12.582 4.398	2	12	2	26.934
Lazar `Lazi` Janos	6	11	5:13.073 0.491	2	11	2	26.837
Kretzschmar, Loren	7	11	5:18.528 5.455	2	12	3	27.807
Paz, Daniel	8	11	5:20.146 1.618	2	11	3	27.149
Montiel, Christian	9	11	5:24.624 4.478	1	13	2	28.378
Johnston, Richard	10	10	5:06.659	1	12	4	29.889

South Florida Off Road Championship Series II - Race 1

Ser#42318

Timing and Scoring by www.RCScoringPro.com

Sponsor	Driver Name	Car	Pos	Laps	Race Time	Behind	Fast Lap	Average Top 5	Top 10	Top 15	Q#
	Intravia, Chris	7	1	12	5:27.201		26.436	26.557	26.945		1
	Montiel, Christian	3	2	11	5:11.888		26.962	27.403	28.110		5
	Butera, Gavin "The Hammer"	2	3	11	5:23.563	11.675	27.312	28.123	29.054		10
	Brown, Mke	6	4	10	5:03.195		29.554	29.823	30.319		11
	Rodriguez, Fred	5	5	10	5:03.315	0.120	28.316	28.573	30.331		12
	Iler, Jessica	8	6	10	5:04.138	0.943	28.950	29.432	30.414		13
	Fabiani, Massimo	1	7	10	5:12.592	9.397	28.884	29.710	31.259		16
	Dietz, P.J	4	8	10	5:14.215	11.020	28.314	28.630	31.421		18

Car#	1	2	3	4	5	6	7	8	9	10
	Fabiani	Butera	Montiel	Dietz	Rodriguez	Brown	Intravia	Iler		
1.	3/28.884 11/5:17.6	4/29.024 11/5:19.2	2/28.801 11/5:16.8	8/35.550 9/5:19.9	5/29.635 11/5:26.0	6/30.269 10/5:02.6	1/26.606 12/5:19.3	7/30.357 10/5:03.6		
2.	3/30.527 11/5:26.7	7/33.021 10/5:10.2	2/28.288 11/5:13.9	8/29.600 10/5:25.7	4/29.958 11/5:27.7	6/29.732 11/5:30.0	1/26.436 12/5:18.2	5/29.599 11/5:29.7		
3.	6/31.011 10/5:01.3	5/27.867 11/5:29.6	2/28.148 11/5:12.5	8/29.167 10/5:14.3	3/28.325 11/5:22.3	4/29.554 11/5:28.3	1/27.632 12/5:22.6	7/31.090 10/5:03.5		
4.	6/31.238 10/5:04.1	5/30.827 10/5:01.8	2/30.790 11/5:19.0	8/41.287 9/5:05.0	3/30.622 11/5:25.9	4/29.620 11/5:27.7	1/26.660 12/5:21.9	7/32.054 10/5:07.7		
5.	6/32.250 10/5:07.8	5/31.428 10/5:04.3	2/27.793 11/5:16.4	8/29.684 10/5:30.5	3/28.871 11/5:24.3	4/31.428 10/5:01.1	1/27.737 12/5:24.1	7/31.330 10/5:08.8		
6.	7/33.122 10/5:11.7	4/27.312 11/5:29.0	2/27.660 11/5:14.3	8/34.946 9/5:00.3	3/29.001 11/5:23.4	5/30.060 10/5:01.1	1/28.862 11/5:00.5	6/29.033 10/5:05.7		
7.	7/29.552 10/5:09.4	4/27.340 11/5:25.0	2/28.894 11/5:14.8	8/28.438 10/5:26.6	3/28.316 11/5:21.7	5/30.151 10/5:01.1	1/27.217 11/5:00.3	6/32.149 10/5:08.0		
8.	7/29.630 10/5:07.7	3/29.280 11/5:24.6	2/27.176 11/5:12.8	8/28.361 10/5:21.2	4/32.266 11/5:25.8	5/30.303 10/5:01.3	1/28.890 11/5:02.5	6/28.950 10/5:05.6		
9.	7/36.423 10/5:14.0	3/29.168 11/5:24.2	2/26.962 11/5:11.0	8/28.314 10/5:17.0	4/28.350 11/5:24.3	5/31.509 10/5:02.9	1/26.528 11/5:01.3	6/29.726 10/5:04.7		
10.	7/29.955 10/5:12.5	3/29.071 11/5:23.7	2/27.422 11/5:10.1	8/28.868 10/5:14.2	5/37.971 10/5:03.3	4/30.569 10/5:03.1	1/26.729 11/5:00.6	6/29.850 10/5:04.1		
11.		3/29.225 11/5:23.5	2/29.954 11/5:11.8				1/26.557 12/5:27.1			
12.							1/27.347 12/5:27.1			

Top Qualifiers	Qual#	Laps	Race Time (Difference)	Round	Race	Pos in Race	Fast Lap
Intravia, Chris	1	12	5:27.201	2	13	1	26.436
Lopez, Jader	2	11	5:01.702	1	12	1	26.152
Iler, David	3	11	5:05.289 3.587	2	11	1	26.541
Romani, Ron	4	11	5:08.184 2.895	2	12	1	26.874
Montiel, Christian	5	11	5:11.888 3.704	2	13	2	26.962
Vasan, Sebastian	6	11	5:12.582 0.694	2	12	2	26.934
Lazar `Lazi` Janos	7	11	5:13.073 0.491	2	11	2	26.837
Kretzschmar, Loren	8	11	5:18.528 5.455	2	12	3	27.807
Paz, Daniel	9	11	5:20.146 1.618	2	11	3	27.149
Butera, Gavin "The Hammer"	10	11	5:23.563 3.417	2	13	3	27.312



# E-buggy (C Main)

Top Qualifier is Intravia, Chris 12/5: 27.201 (Rnd 2)

Round 3

2

## South Florida Off Road Championship Series II - Race 1

Ser#42318

Timing and Scoring by [www.RCScoringPro.com](http://www.RCScoringPro.com)

Sponsor	Driver Name	Car	Pos	Laps	Race Time	Behind	Fast Lap	Average Top 5	Top 10	Top 15	Q#
	Carlson, Glenn	1	1	10	5:18.142		28.653	29.147	31.814		17
	Natoli, Jay	6	2	10	5:29.385	11.243	30.052	30.541	32.939		22
	Dietz, P.J	2	3	9	5:01.201		29.122	31.226			18
	Blume, Richard	4	4	9	5:02.932	1.731	30.106	31.411			20
	Molina, Felix	3	5	9	5:08.326	7.125	28.946	31.677			19
	Auosto, Pedro	5	6	9	5:11.490	10.289	31.413	32.310			21
	Hancock, John	8	7	8	5:03.847		31.502	35.370			24
	Betancur, Juan	7	8	8	5:11.725	7.878	33.754	37.593			23
	Honcho, Mke	9	9	0							25
	Hutton, Jonathan	10	10	0							26

Car#	1 Carlson	2 Dietz	3 Molina	4 Blume	5 Auosto	6 Natoli	7 Betancur	8 Hancock	9 Honcho	10 Hutton
1.	7/42.621 8/5:40.9	3/32.116 10/5:21.1	1/28.946 11/5:18.4	8/44.659 7/5:12.6	2/31.909 10/5:19.1	5/33.872 9/5:04.8	4/33.754 9/5:03.7	6/36.048 9/5:24.4		
2.	7/34.620 8/5:08.9	3/39.243 9/5:21.1	1/31.084 10/5:00.1	8/33.009 8/5:10.6	5/43.428 8/5:01.3	2/32.617 10/5:32.4	6/42.098 8/5:03.3	4/36.285 9/5:25.4		
3.	4/30.505 9/5:23.2	3/30.883 9/5:06.7	1/31.941 10/5:06.5	5/31.684 9/5:28.0	6/35.839 9/5:33.5	2/31.086 10/5:25.2	7/39.297 8/5:07.0	8/46.553 8/5:17.0		
4.	4/29.084 9/5:07.8	3/29.122 10/5:28.4	1/34.312 10/5:15.6	5/30.106 9/5:13.7	6/31.413 9/5:20.8	2/30.136 10/5:19.2	7/37.511 8/5:05.3	8/40.668 8/5:19.1		
5.	3/28.653 10/5:30.9	4/35.069 10/5:32.8	2/34.197 10/5:20.9	5/32.627 9/5:09.7	6/36.286 9/5:21.9	1/30.052 10/5:15.5	8/39.955 8/5:08.1	7/31.502 8/5:05.6		
6.	2/28.919 10/5:24.0	3/31.232 10/5:29.4	4/37.504 10/5:29.9	5/32.120 9/5:06.3	6/34.387 9/5:19.8	1/33.459 10/5:18.6	8/41.706 8/5:12.4	7/39.775 8/5:07.7		
7.	1/34.812 10/5:27.4	2/37.978 9/5:02.9	5/41.198 9/5:07.5	4/34.879 9/5:07.3	6/32.033 9/5:15.3	3/44.471 9/5:03.0	8/37.655 8/5:10.8	7/38.450 8/5:07.7		
8.	1/29.377 10/5:23.2	3/32.776 9/5:01.9	4/32.218 9/5:05.3	5/33.329 9/5:06.4	6/33.921 9/5:14.1	2/31.201 9/5:00.2	8/39.749 8/5:11.7	7/34.566 8/5:03.8		
9.	1/29.704 10/5:20.3	3/32.782 9/5:01.2	5/36.926 9/5:08.3	4/30.519 9/5:02.9	6/32.274 9/5:11.4	2/30.228 10/5:30.1				
10.	1/29.847 10/5:18.1					2/32.263 10/5:29.3				

# 2wd Stock (B Main)

Round 3

Top Qualifier is Record, Corey 11/5: 32.157 (Rnd 2)

**3**

## South Florida Off Road Championship Series II - Race 1

Ser#42318

Timing and Scoring by [www.RCScoringPro.com](http://www.RCScoringPro.com)

Sponsor	Driver Name	Car	Pos	Laps	Race Time	Behind	Fast Lap	Average Top 5	Top 10	Top 15	Q#
	O'Rourke, Alex	2	1	10	5:14.207		30.033	30.581	31.421		10
	Cooper, Jared	1	2	10	5:25.028	10.821	30.060	30.419	32.503		9
	Santiso, Tristan	3	3	10	5:26.584	12.377	30.375	31.208	32.658		11
	Alfaro, Joshua	4	4	10	5:32.166	17.959	30.231	30.908	33.217		12
	Reiman, Wayne	6	5	8	5:18.929		38.015	38.875			14
	De Young, Johnathan	7	6	8	5:33.797	14.868	33.458	36.442			15
	Quiros, MJ	5	7	0							13

Car#	1	2	3	4	5	6	7	8	9	10
	Cooper	O'Rourke	Santiso	Alfaro	Quiros	Reiman	De Young			
1.	1/30.328 10/5:03.2	2/30.774 10/5:07.6	3/36.873 9/5:31.8	4/41.859 8/5:34.8		5/42.421 8/5:39.3	6/42.896 7/5:00.3			
2.	2/35.258 10/5:27.9	1/34.729 10/5:27.5	3/32.898 9/5:13.9	4/34.223 8/5:04.3		5/39.022 8/5:25.7	6/54.510 7/5:40.9			
3.	1/30.997 10/5:21.9	2/31.646 10/5:23.8	3/32.462 9/5:06.6	4/32.707 9/5:26.3		5/40.855 8/5:26.1	6/34.583 7/5:07.9			
4.	1/30.210 10/5:16.9	2/30.677 10/5:19.5	3/30.891 10/5:32.8	4/30.478 9/5:13.3		5/39.617 8/5:23.8	6/54.183 7/5:25.7			
5.	1/30.060 10/5:13.6	2/30.033 10/5:15.7	3/33.274 10/5:32.8	4/34.689 9/5:13.1		5/41.277 8/5:25.1	6/37.975 7/5:13.8			
6.	2/33.528 10/5:17.3	1/30.857 10/5:14.5	3/32.140 10/5:30.8	4/30.362 9/5:06.4		5/38.964 8/5:22.8	6/33.458 7/5:00.5			
7.	2/37.590 10/5:25.6	1/32.383 10/5:15.8	3/31.667 10/5:28.8	4/30.761 9/5:02.2		5/38.015 8/5:20.1	6/39.869 8/5:39.9			
8.	3/34.032 10/5:27.5	1/30.741 10/5:14.8	2/30.968 10/5:26.4	4/30.231 10/5:31.6		5/38.758 8/5:18.9	6/36.323 8/5:33.8			
9.	2/32.526 10/5:27.2	1/30.680 10/5:13.9	3/35.036 10/5:29.1	4/33.989 10/5:32.5						
10.	2/30.499 10/5:25.0	1/31.687 10/5:14.2	3/30.375 10/5:26.5	4/32.867 10/5:32.1						





# 4wd Mod (B Main)

Round 3

Top Qualifier is Intravia, Chris 11/5: 02.407 (Rnd 2)

5

## South Florida Off Road Championship Series II - Race 1

Ser#42318

Timing and Scoring by [www.RCScoringPro.com](http://www.RCScoringPro.com)

Sponsor	Driver Name	Car	Pos	Laps	Race Time	Behind	Fast Lap	Average Top 5	Top 10	Top 15	Q#
	Carlson, Glenn	2	1	11	5:18.185		27.203	28.049	28.585		10
	De Young, Jerry	5	2	11	5:21.137	2.952	27.901	28.335	28.703		13
	Romani, Ron	4	3	11	5:33.426	15.241	27.442	28.182	29.648		12
	Kretzschmar, Loren	3	4	10	5:08.112		26.920	28.523	30.811		11
	vega, Laz	8	5	7	3:52.861		29.496	31.095			16
	Rodriguez, Fred	7	6	4	2:27.643		31.397				15
	Molina, Felix	6	7	3	1:36.049		31.130				14
	Mbntiel, Christian	1	8	0							9

Car# 1	2	3	4	5	6	7	8	9	10
Montiel	Carlson	Kretzschmar	Romani	De Young	Molina	Rodriguez	vega		
1.	1/27.203 12/5:26.3	7/36.793 9/5:31.1	6/35.003 9/5:15.0	2/28.860 11/5:17.4	3/31.130 10/5:11.3	4/31.397 10/5:14.0	5/32.576 10/5:25.7		
2.	2/32.330 11/5:27.4	5/30.156 9/5:01.2	4/30.388 10/5:26.9	1/28.945 11/5:17.8	3/32.428 10/5:17.8	6/40.716 9/5:24.4	7/43.477 8/5:04.1		
3.	2/27.888 11/5:20.5	3/26.920 10/5:12.9	4/29.459 10/5:16.1	1/29.218 11/5:19.0	5/32.491 10/5:20.1	6/34.608 9/5:20.1	7/33.909 9/5:29.8		
4.	2/28.340 11/5:18.3	4/29.009 10/5:07.1	3/27.504 10/5:05.8	1/27.901 11/5:16.0		6/40.922 9/5:32.1	5/30.032 9/5:14.9		
5.	2/28.410 11/5:17.1	4/28.109 10/5:01.9	3/27.442 11/5:29.5	1/28.250 11/5:14.9			5/30.874 9/5:07.5		
6.	2/28.500 11/5:16.5	4/32.467 10/5:05.7	3/28.057 11/5:26.0	1/28.504 11/5:14.7			5/32.497 9/5:05.0		
7.	1/29.192 11/5:17.2	4/30.779 10/5:06.0	3/28.830 11/5:24.7	2/34.107 11/5:23.3			5/29.496 10/5:32.6		
8.	1/28.926 11/5:17.3	4/29.829 10/5:05.0	3/29.261 11/5:24.4	2/28.593 11/5:22.2					
9.	1/28.402 11/5:16.7	4/28.746 10/5:03.1	3/29.076 11/5:23.9	2/28.427 11/5:21.2					
10.	1/29.596 11/5:17.6	4/35.304 10/5:08.1	3/31.464 11/5:26.1	2/29.140 11/5:21.1					
11.	1/29.398 11/5:18.1		3/36.942 10/5:03.1	2/29.192 11/5:21.1					

# Pro 4 Mod (B Main)

Round 3

Top Qualifier is Paz, Daniel 11/5: 19.691 (Rnd 1)



## South Florida Off Road Championship Series II - Race 1

Ser#42318

Timing and Scoring by [www.RCScoringPro.com](http://www.RCScoringPro.com)

Sponsor	Driver Name	Car	Pos	Laps	Race Time	Behind	Fast Lap	Average Top 5	Top 10	Top 15	Q#
	vega, Laz	7	1	10	5:15.320		29.729	30.426	31.532		15
	Barbera, Joe	1	2	10	5:16.660	1.340	29.089	30.080	31.666		9
	Fabiani, Massimo	3	3	10	5:20.466	5.146	28.024	29.614	32.047		11
	Mato, Jose	6	4	10	5:23.040	7.720	29.377	30.005	32.304		14
	Lee, Pak	4	5	10	5:28.077	12.757	29.544	30.199	32.808		12
	Jones, Jeff	2	6	9	5:06.600		31.053	32.308			10
	Quiros, MJ	8	7	9	5:26.601	20.001	34.208	34.899			16
	Natoli, Jay	9	8	8	5:01.055		32.973	34.882			Bump
	Johnston, Richard	5	9	7	3:40.064		29.965	30.842			13
	Quiros, Shaun	10	10	0							Bump

Car#	1	2	3	4	5	6	7	8	9	10
	Barbera	Jones	Fabiani	Lee	Johnston	Mato	vega	Quiros	Natoli	Quiros
1.	2/32.444 10/5:24.3	8/39.589 8/5:16.7	6/35.488 9/5:19.4	9/43.324 7/5:03.2	1/30.750 10/5:07.5	5/34.988 9/5:14.9	7/37.222 9/5:34.9	4/34.413 9/5:09.6	3/32.973 10/5:29.6	
2.	2/30.754 10/5:16.0	7/31.053 9/5:17.8	5/32.127 9/5:04.2	9/32.474 8/5:03.1	1/29.965 10/5:03.6	3/30.995 10/5:29.9	6/30.469 9/5:04.6	8/36.241 9/5:17.9	4/33.172 10/5:30.6	
3.	2/29.894 10/5:10.3	7/34.268 9/5:14.7	4/28.024 10/5:18.8	9/34.805 9/5:31.8	1/31.518 10/5:07.4	3/29.377 10/5:17.8	5/30.879 10/5:28.5	8/35.024 9/5:17.0	6/36.013 9/5:06.4	
4.	3/35.760 10/5:22.1	7/35.227 9/5:15.3	2/31.207 10/5:17.1	8/30.405 9/5:17.2	1/32.990 10/5:13.0	5/38.242 9/5:00.5	4/30.427 10/5:22.5	9/38.425 9/5:24.2	6/35.581 9/5:09.9	
5.	3/29.089 10/5:15.8	7/35.767 9/5:16.6	2/29.072 10/5:11.8	6/31.793 9/5:11.0	1/30.217 10/5:10.8	5/29.421 10/5:26.0	4/32.795 10/5:23.5	8/36.054 9/5:24.2	9/44.446 9/5:27.9	
6.	3/29.424 10/5:12.2	7/31.333 9/5:10.8	1/30.184 10/5:10.1	6/31.023 9/5:05.7	2/31.760 10/5:12.0	5/37.626 9/5:00.9	4/29.729 10/5:19.2	9/39.196 9/5:29.0	8/36.672 9/5:28.2	
7.	1/32.469 10/5:14.0	7/34.476 9/5:10.7	4/37.289 10/5:19.1	6/29.700 9/5:00.2	2/32.864 10/5:14.3	5/31.115 10/5:31.0	3/30.868 10/5:17.6	9/38.243 9/5:31.2	8/37.761 9/5:29.9	
8.	1/32.825 10/5:15.8	6/33.614 9/5:09.7	3/36.287 10/5:24.6	5/30.324 10/5:29.8		4/31.046 10/5:28.5	2/30.635 10/5:16.2	7/34.797 9/5:28.9	8/44.437 8/5:01.0	
9.	2/32.762 10/5:17.1	6/31.273 9/5:06.6	3/29.833 10/5:21.6	5/34.685 10/5:31.6		4/29.607 10/5:24.9	1/31.176 10/5:15.7	7/34.208 9/5:26.6		
10.	2/31.239 10/5:16.6		3/30.955 10/5:20.4	5/29.544 10/5:28.0		4/30.623 10/5:23.0	1/31.120 10/5:15.3			

# E-buggy (B Main)

Top Qualifier is Intravia, Chris 12/5: 27.201 (Rnd 2)

Round 3

7

## South Florida Off Road Championship Series II - Race 1

Ser#42318

Timing and Scoring by [www.RCScoringPro.com](http://www.RCScoringPro.com)

Sponsor	Driver Name	Car	Pos	Laps	Race Time	Behind	Fast Lap	Average Top 5	Top 10	Top 15	Q#
	Butera, Gavin "The Hammer"	2	1	11	5:06.431		26.739	27.052	27.687		10
	Carlson, Glenn	9	2	11	5:10.259	3.828	27.158	27.367	27.971		Bump
	Fabiani, Massimo	8	3	11	5:22.464	16.033	27.750	28.218	29.028		16
	Johnston, Richard	6	4	10	5:01.108		28.443	28.752	30.111		14
	Iler, Jessica	5	5	10	5:02.979	1.871	28.049	28.551	30.298		13
	Brown, Mke	3	6	10	5:05.041	3.933	27.722	28.878	30.504		11
	vega, Laz	7	7	10	5:12.421	11.313	28.671	29.354	31.242		15
	Rodriguez, Fred	4	8	10	5:17.284	16.176	22.609	27.954	31.728		12
	Natoli, Jay	10	9	9	5:13.297		31.821	32.287			Bump
	Paz, Daniel	1	10	0							9

Car#	1	2	3	4	5	6	7	8	9	10
	Paz	Butera	Brown	Rodriguez	Iler	Johnston	vega	Fabiani	Carlson	Natoli
1.		2/27.702 11/5:04.6	7/34.971 9/5:14.7	1/22.609 14/5:16.5	4/31.183 10/5:11.8	6/34.169 9/5:07.5	8/37.164 9/5:34.4	5/32.183 10/5:21.8	3/30.551 10/5:05.5	9/38.869 8/5:10.9
2.		1/28.107 11/5:06.9	8/34.655 9/5:13.3	7/44.931 9/5:03.9	3/29.181 10/5:01.8	5/30.510 10/5:23.4	6/29.465 10/5:33.1	4/29.261 10/5:07.1	2/28.276 11/5:23.5	9/31.821 9/5:18.1
3.		1/27.341 11/5:04.8	7/30.777 9/5:01.2	8/34.511 9/5:06.1	3/29.442 11/5:29.3	5/28.850 10/5:11.7	6/30.460 10/5:23.6	4/28.701 10/5:00.5	2/28.402 11/5:19.8	9/36.056 9/5:20.2
4.		1/27.511 11/5:04.3	7/30.106 10/5:26.2	8/32.381 9/5:02.4	4/33.678 10/5:08.6	5/31.571 10/5:12.7	6/29.064 10/5:15.3	3/28.329 11/5:25.7	2/28.310 11/5:17.7	9/31.857 9/5:11.8
5.		1/26.761 11/5:02.3	6/29.785 10/5:20.5	8/29.048 10/5:26.9	5/32.488 10/5:11.9	4/28.769 10/5:07.7	7/34.425 10/5:21.1	3/28.286 11/5:22.8	2/27.812 11/5:15.3	9/32.676 9/5:08.3
6.		1/26.739 11/5:00.9	6/27.722 10/5:13.3	8/31.297 10/5:24.6	5/28.192 10/5:06.9	4/28.443 10/5:03.8	7/29.600 10/5:16.9	3/27.750 11/5:19.9	2/27.414 11/5:13.0	9/34.216 9/5:08.2
7.		1/27.619 11/5:01.3	6/30.143 10/5:11.6	8/29.397 10/5:20.2	5/33.435 10/5:10.8	4/28.788 10/5:01.5	7/29.972 10/5:14.5	3/28.023 11/5:18.2	2/27.171 11/5:11.0	9/32.105 9/5:05.4
8.		1/29.111 11/5:03.7	6/28.828 10/5:08.7	8/29.692 10/5:17.3	5/28.049 10/5:07.0	4/29.992 10/5:01.3	7/30.498 10/5:13.3	3/29.411 11/5:18.9	2/27.158 11/5:09.4	9/42.721 9/5:15.3
9.		1/29.074 11/5:05.5	6/29.024 10/5:06.6	8/34.396 10/5:20.2	5/28.093 10/5:04.1	4/28.912 11/5:30.0	7/28.671 10/5:10.3	3/29.507 11/5:19.5	2/27.281 11/5:08.4	9/32.976 9/5:13.3
10.		1/29.557 11/5:07.4	6/29.030 10/5:05.0	8/29.022 10/5:17.2	5/29.238 10/5:02.9	4/31.104 10/5:01.1	7/33.102 10/5:12.4	3/29.131 11/5:19.6	2/28.364 11/5:08.8	
11.		1/26.909 11/5:06.4						3/31.882 11/5:22.4	2/29.520 11/5:10.2	

# 2wd Stock (A Main)

Round 3

Top Qualifier is Record, Corey 11/5: 32.157 (Rnd 2)

8

## South Florida Off Road Championship Series II - Race 1

Ser#42318

Timing and Scoring by [www.RCScorePro.com](http://www.RCScorePro.com)

Sponsor	Driver Name	Car	Pos	Laps	Race Time	Behind	Fast Lap	Average Top 5	Top 10	Top 15	Q#
	Record, Corey	1	1	11	5:17.305		27.359	28.202	28.703		1
	Allen, Tom	4	2	11	5:28.100	10.795	28.895	29.270	29.726		4
	Intravia, Chris	2	3	10	5:01.041		28.627	28.954	30.104		2
	Kirkpatrick, Matt	7	4	10	5:06.025	4.984	29.053	29.414	30.603		7
	Kranz, Jeff	5	5	10	5:06.129	5.088	28.941	29.371	30.613		5
	Cooper, Jared	9	6	10	5:17.572	16.531	29.187	30.129	31.757	9998	
	Romani, Ron	6	7	10	5:19.410	18.369	30.074	30.492	31.941		6
	O'Rourke, Alex	10	8	10	5:20.888	19.847	30.043	30.747	32.089	9998	
	Hutton, Jonathan	8	9	10	5:25.561	24.520	29.773	30.971	32.556		8
	Applegate, Mke	3	10	0							3

Car#	1	2	3	4	5	6	7	8	9	10
	Record	Intravia	Applegate	Allen	Kranz	Romani	Kirkpatrick	Hutton	Cooper	O'Rourke
1.	1/27.359 11/5:00.9	2/28.927 11/5:18.2		3/29.889 11/5:28.7	6/35.181 9/5:16.6	5/34.142 9/5:07.2	8/37.101 9/5:33.9	9/38.961 8/5:11.6	7/36.042 9/5:24.3	4/33.408 9/5:00.6
2.	1/28.676 11/5:08.1	3/31.931 10/5:04.3		2/30.436 10/5:01.6	5/29.499 10/5:23.4	6/30.656 10/5:24.0	7/29.642 9/5:00.3	9/32.177 9/5:20.1	8/34.771 9/5:18.6	4/30.219 10/5:18.1
3.	1/28.487 11/5:09.9	3/32.918 10/5:12.6		2/30.302 10/5:02.0	4/30.626 10/5:17.6	7/33.367 10/5:27.1	5/29.777 10/5:21.7	9/32.139 9/5:09.8	8/30.490 9/5:03.8	6/33.002 10/5:22.1
4.	1/28.530 11/5:10.8	3/29.126 10/5:07.2		2/28.895 11/5:28.6	4/29.408 10/5:11.7	8/35.650 9/5:01.0	5/29.431 10/5:14.8	9/31.454 9/5:03.1	7/31.275 10/5:31.4	6/30.043 10/5:16.6
5.	1/28.573 11/5:11.5	3/29.457 10/5:04.7		2/30.842 10/5:00.7	4/28.941 10/5:07.3	8/30.466 10/5:28.5	5/29.167 10/5:10.2	9/30.482 10/5:30.4	7/30.245 10/5:25.6	6/32.980 10/5:19.3
6.	1/28.061 11/5:11.0	3/29.164 10/5:02.5		2/28.948 11/5:28.7	4/30.926 10/5:07.6	8/30.373 10/5:24.4	5/30.077 10/5:08.6	9/29.773 10/5:24.9	7/29.187 10/5:20.0	6/30.863 10/5:17.5
7.	1/28.847 11/5:11.9	3/28.925 10/5:00.6		2/29.766 11/5:28.5	4/29.755 10/5:06.1	9/32.903 10/5:25.0	5/30.240 10/5:07.7	8/31.593 10/5:23.6	6/30.089 10/5:17.2	7/31.733 10/5:17.5
8.	1/29.387 11/5:13.3	3/30.531 10/5:01.2		2/29.436 11/5:27.9	4/29.250 10/5:04.4	9/30.889 10/5:23.0	5/29.053 10/5:05.6	8/31.555 10/5:22.6	6/30.634 10/5:15.9	7/30.879 10/5:16.4
9.	1/29.102 11/5:14.1	3/28.627 11/5:29.5		2/29.962 11/5:28.1	4/30.392 10/5:04.4	8/30.890 10/5:21.4	5/30.498 10/5:05.5	9/34.756 10/5:25.4	6/32.073 10/5:16.4	7/35.209 10/5:20.3
10.	1/30.279 11/5:16.0	3/31.435 10/5:01.0		2/30.318 11/5:28.6	5/32.151 10/5:06.1	7/30.074 10/5:19.4	4/31.039 10/5:06.0	9/32.671 10/5:25.5	6/32.766 10/5:17.5	8/32.552 10/5:20.8
11.	1/30.004 11/5:17.3			2/29.306 11/5:28.1						





# 13.5 4WD Buggy (A Main)

Round 3

Top Qualifier is Chavez, Daniel 11/5: 15.077 (Rnd 2)

11

## South Florida Off Road Championship Series II - Race 1

Ser#42318

Timing and Scoring by [www.RCScoringPro.com](http://www.RCScoringPro.com)

Sponsor	Driver Name	Car	Pos	Laps	Race Time	Behind	Fast Lap	Average Top 5	Top 10	Top 15	Q#
	Chavez, Daniel	1	1	11	5:04.943		26.156	27.029	27.451		1
	Iler, David	6	2	11	5:05.323	0.380	26.506	26.887	27.504		6
	Kranz, Jeff	3	3	11	5:08.524	3.581	26.589	27.101	27.549		3
	Vasan, Sebastian	2	4	11	5:15.959	11.016	27.518	28.092	28.561		2
	Kirkpatrick, Matt	4	5	11	5:19.831	14.888	27.146	27.546	28.563		4
	Cooper, Jared	5	6	10	5:02.419		28.269	29.287	30.242		5
	Allen, Tom	10	7	10	5:02.684	0.265	27.612	27.891	30.268		10
	Lee, Pak	9	8	10	5:15.675	13.256	29.438	30.170	31.567		9
	Iler, Jessica	8	9	10	5:17.037	14.618	29.864	30.421	31.704		8
	OConnell, Denis	7	10	10	5:19.267	16.848	27.884	29.344	31.927		7

Car#	1	2	3	4	5	6	7	8	9	10
	Chavez	Vasan	Kranz	Kirkpatrick	Cooper	Iler	OConnell	Iler	Lee	Allen
1.	1/26.156 12/5:13.9	2/30.211 10/5:02.1	4/33.037 10/5:30.3	8/34.202 9/5:07.8	9/34.204 9/5:07.8	3/30.282 10/5:02.8	6/33.290 10/5:32.8	10/36.742 9/5:30.6	5/33.164 10/5:31.5	7/33.873 9/5:04.8
2.	1/27.860 12/5:24.1	3/28.394 11/5:22.3	4/27.054 10/5:00.4	6/29.380 10/5:17.8	9/30.717 10/5:24.6	2/28.206 11/5:21.6	5/29.711 10/5:15.0	10/30.074 9/5:00.6	7/30.851 10/5:20.0	8/30.391 10/5:21.3
3.	1/27.716 12/5:26.9	3/28.333 11/5:18.7	4/27.394 11/5:20.7	5/28.806 10/5:07.9	8/30.770 10/5:18.9	2/27.987 11/5:17.0	6/31.357 10/5:14.5	9/31.171 10/5:26.6	10/34.102 10/5:27.0	7/30.513 10/5:15.9
4.	1/27.468 11/5:00.3	3/28.427 11/5:17.2	4/28.830 11/5:19.8	5/27.146 11/5:28.7	7/29.870 10/5:13.8	2/26.768 11/5:11.4	8/32.916 10/5:18.1	10/31.659 10/5:24.1	9/29.576 10/5:19.2	6/27.811 10/5:06.4
5.	1/28.467 11/5:02.8	3/27.518 11/5:14.3	4/27.944 11/5:17.3	5/27.731 11/5:23.9	8/30.004 10/5:11.1	2/28.529 11/5:11.8	7/27.884 10/5:10.3	10/33.693 10/5:26.6	9/29.438 10/5:14.2	6/27.929 10/5:01.0
6.	1/27.688 11/5:03.1	4/30.348 11/5:17.5	3/27.508 11/5:14.9	5/27.193 11/5:19.8	7/29.537 10/5:08.5	2/27.332 11/5:10.0	9/36.223 10/5:18.9	10/30.539 10/5:23.1	8/31.063 10/5:13.6	6/28.190 11/5:27.6
7.	1/26.939 11/5:02.1	4/28.790 11/5:17.4	3/26.589 11/5:11.7	6/32.422 11/5:25.0	7/29.634 10/5:06.7	2/26.506 11/5:07.3	10/37.652 10/5:27.1	9/31.452 10/5:21.9	8/31.084 10/5:13.2	5/27.612 11/5:24.2
8.	1/30.436 11/5:06.2	4/28.861 11/5:17.4	3/27.522 11/5:10.5	6/27.753 11/5:22.6	7/30.291 10/5:06.2	2/28.520 11/5:08.1	10/32.468 10/5:26.8	9/31.385 10/5:20.8	8/32.398 10/5:14.6	5/27.911 11/5:22.0
9.	1/27.307 11/5:05.6	4/28.561 11/5:17.0	3/27.374 11/5:09.5	5/28.414 11/5:21.5	7/28.269 10/5:03.6	2/27.363 11/5:07.3	10/28.792 10/5:22.5	9/29.864 10/5:18.4	8/34.077 10/5:17.5	6/37.996 10/5:02.4
10.	1/27.274 11/5:05.0	4/27.786 11/5:15.9	3/28.176 11/5:09.5	5/27.908 11/5:20.0	6/29.123 10/5:02.4	2/26.881 11/5:06.2	10/28.974 10/5:19.2	9/30.458 10/5:17.0	8/29.922 10/5:15.6	7/30.458 10/5:02.6
11.	1/27.632 11/5:04.9	4/28.730 11/5:15.9	3/27.096 11/5:08.5	5/28.876 11/5:19.8		2/26.949 11/5:05.3				

# 4wd Mod (A Main)

Round 3

Top Qualifier is Intravia, Chris 11/5: 02.407 (Rnd 2)

12

## South Florida Off Road Championship Series II - Race 1

Ser#42318

Timing and Scoring by [www.RCScoringPro.com](http://www.RCScoringPro.com)

Sponsor	Driver Name	Car	Pos	Laps	Race Time	Behind	Fast Lap	Average Top 5	Top 10	Top 15	Q#
	Lopez, Jader	4	1	12	5:26.776		25.823	26.228	26.902		4
	Lazar `Lazi` Janos	2	2	11	5:00.670		26.116	26.550	27.121		2
	Record, Corey	3	3	11	5:05.722	5.052	26.558	26.703	27.356		3
	Intravia, Chris	1	4	11	5:08.550	7.880	25.750	26.596	27.516		1
	Butera, Gavin "The Hammer"	8	5	11	5:14.603	13.933	26.773	27.286	28.340		8
	Espinosa, Jack	6	6	11	5:23.250	22.580	27.955	28.467	28.990		6
	Hutton, Jonathan	7	7	10	5:01.637		27.963	28.602	30.164		7
	Carlson, Glenn	9	8	10	5:03.001	1.364	27.011	28.189	30.300		Bump
	De Young, Jerry	10	9	10	5:06.969	5.332	28.441	29.278	30.697		Bump
	Paz, Daniel	5	10	10	5:23.077	21.440	26.200	27.371	32.308		5

Car#	1	2	3	4	5	6	7	8	9	10
	Intravia	Lazar `Lazi` Janc	Record	Lopez	Paz	Espinosa	Hutton	Butera	Carlson	De Young
1.	1/25.750 12/5:09.0	2/26.511 12/5:18.1	4/28.272 11/5:10.9	5/28.523 11/5:13.7	3/27.694 11/5:04.5	6/29.061 11/5:19.6	10/31.694 10/5:16.9	9/30.970 10/5:09.6	7/29.800 11/5:27.8	8/30.473 10/5:04.6
2.	1/26.556 12/5:13.8	2/26.969 12/5:20.8	3/26.580 11/5:01.6	4/27.193 11/5:06.4	8/33.308 10/5:05.0	5/29.161 11/5:20.2	10/34.433 10/5:30.6	6/28.320 11/5:26.0	7/31.195 10/5:05.0	9/34.134 10/5:23.0
3.	1/27.005 12/5:17.2	2/27.113 12/5:22.3	3/26.841 12/5:26.7	4/26.465 11/5:01.3	10/63.912 8/5:33.0	5/28.361 11/5:17.4	8/27.963 10/5:13.6	6/27.533 11/5:18.3	7/29.125 10/5:00.4	9/31.726 10/5:21.1
4.	4/33.388 11/5:09.9	1/28.422 12/5:27.0	2/28.410 11/5:02.7	3/28.192 11/5:03.5	10/26.200 8/5:02.2	5/29.887 11/5:20.2	8/29.043 10/5:07.8	6/30.338 11/5:22.1	7/27.574 11/5:23.6	9/31.147 10/5:18.6
5.	4/31.961 11/5:18.2	1/28.077 11/5:01.5	3/32.163 11/5:12.9	2/29.229 11/5:07.1	10/27.036 9/5:20.6	5/28.837 11/5:19.6	8/29.223 10/5:04.7	7/31.206 11/5:26.4	6/29.629 11/5:24.1	9/30.441 10/5:15.8
6.	4/26.713 11/5:14.1	1/26.797 11/5:00.4	3/27.358 11/5:10.9	2/26.652 11/5:04.7	10/29.336 9/5:11.2	5/28.959 11/5:19.4	7/28.728 10/5:01.8	6/28.547 11/5:24.3	8/34.150 10/5:02.4	9/29.675 10/5:12.6
7.	4/27.800 11/5:12.9	1/26.432 12/5:26.2	3/27.665 11/5:10.0	2/26.275 11/5:02.5	10/28.531 9/5:03.4	5/28.692 11/5:18.9	8/29.298 10/5:00.5	6/26.773 11/5:20.0	7/27.784 11/5:28.8	9/28.684 10/5:08.9
8.	4/27.614 11/5:11.8	2/29.457 11/5:02.1	3/26.558 11/5:07.7	1/25.924 11/5:00.3	10/28.812 10/5:31.0	6/30.495 11/5:20.9	8/28.054 11/5:27.8	5/28.793 11/5:19.6	7/27.011 11/5:24.8	9/29.148 10/5:06.7
9.	4/27.090 11/5:10.2	1/26.116 11/5:00.5	3/26.813 11/5:06.3	2/27.874 11/5:01.0	10/27.396 10/5:24.6	6/33.352 11/5:26.1	7/32.589 10/5:01.1	5/27.871 11/5:18.2	8/37.281 10/5:03.9	9/33.100 10/5:09.4
10.	4/27.717 11/5:09.7	2/26.895 11/5:00.0	3/26.725 11/5:05.1	1/25.823 12/5:26.5	10/30.852 10/5:23.0	6/27.955 11/5:24.2	7/30.612 10/5:01.6	5/27.184 11/5:16.2	8/29.452 10/5:03.0	9/28.441 10/5:06.9
11.	4/26.956 11/5:08.5	2/27.881 11/5:00.6	3/28.337 11/5:05.7	1/27.810 12/5:27.2		6/28.490 11/5:23.2		5/27.068 11/5:14.6		
12.				1/26.816 12/5:26.7						



# Pro 4 Mod (A Main)

Round 3

Top Qualifier is Paz, Daniel 11/5: 19.691 (Rnd 1)

**13**

## South Florida Off Road Championship Series II - Race 1

Ser#42318

Timing and Scoring by [www.RCScoringPro.com](http://www.RCScoringPro.com)

Sponsor	Driver Name	Car	Pos	Laps	Race Time	Behind	Fast Lap	Average Top 5	Top 10	Top 15	Q#
	Kranz, Jeff	2	1	11	5:16.519		27.299	27.450	28.458		2
	Paz, Daniel	1	2	11	5:22.033	5.514	25.813	27.128	28.565		1
	Carlson, Glenn	3	3	11	5:23.607	7.088	28.110	28.285	28.913		3
	Delfino, Scott	4	4	11	5:26.415	9.896	28.221	28.807	29.462		4
	Record, Jeff	8	5	10	5:00.254		28.292	28.681	30.025		8
	Barbera, Joe	10	6	10	5:11.316	11.062	28.598	29.480	31.132		Bump
	Alfaro, Joshua	7	7	10	5:20.990	20.736	28.365	29.224	32.099		7
	vega, Laz	9	8	10	5:22.514	22.260	29.892	30.337	32.251		Bump
	OConnell, Denis	5	9	9	5:05.525		27.842	30.969			5
	Espinosa, Jack	6	10	2	1:18.472		36.350				6

Car#	1 Paz	2 Kranz	3 Carlson	4 Delfino	5 OConnell	6 Espinosa	7 Alfaro	8 Record	9 vega	10 Barbera
1.	1/25.813 12/5:09.7	4/30.936 10/5:09.4	2/28.557 11/5:14.1	3/30.380 10/5:03.8	10/38.624 8/5:08.9	7/36.350 9/5:27.1	5/34.203 9/5:07.8	9/37.328 9/5:35.9	8/36.758 9/5:30.8	6/34.903 9/5:14.0
2.	2/31.892 11/5:17.3	5/31.813 10/5:13.7	1/28.222 11/5:12.2	3/30.028 10/5:02.0	9/31.901 9/5:17.3	10/42.122 8/5:13.8	4/28.365 10/5:12.8	7/29.783 9/5:01.9	8/31.015 9/5:04.9	6/29.406 10/5:21.5
3.	1/26.833 11/5:09.9	6/31.942 10/5:15.6	2/28.110 11/5:11.2	3/29.134 11/5:28.3	9/27.842 10/5:27.8		4/28.546 10/5:03.6	7/28.650 10/5:19.2	8/30.003 10/5:25.9	5/29.979 10/5:14.3
4.	1/28.195 11/5:10.0	5/28.328 10/5:07.5	2/28.572 11/5:12.0	3/29.196 11/5:26.5	9/31.834 10/5:25.5		4/29.108 10/5:00.5	7/28.508 10/5:10.6	8/29.892 10/5:19.1	6/29.423 10/5:09.2
5.	2/29.232 11/5:12.3	4/27.634 10/5:01.3	1/28.376 11/5:12.0	3/29.918 11/5:27.0	9/34.366 10/5:29.1		6/34.264 10/5:08.9	5/29.168 10/5:06.8	8/30.321 10/5:15.9	7/31.791 10/5:11.0
6.	1/26.774 11/5:09.3	3/27.436 11/5:26.4	2/28.869 11/5:12.9	4/30.692 11/5:28.8	9/31.391 10/5:26.6		7/34.451 10/5:14.8	5/30.806 10/5:07.0	6/30.453 10/5:14.0	8/36.241 10/5:19.5
7.	1/28.126 11/5:09.3	3/27.347 11/5:22.8	2/29.067 11/5:13.9	4/31.797 10/5:01.6	9/31.879 10/5:25.4		6/30.377 10/5:13.3	5/28.292 10/5:03.6	7/31.563 10/5:14.2	8/29.993 10/5:16.7
8.	1/29.052 11/5:10.6	3/27.299 11/5:20.0	2/32.636 11/5:19.5	4/29.563 10/5:00.8	9/38.878 9/5:00.0		7/36.919 10/5:20.2	5/28.786 10/5:01.6	8/36.258 10/5:20.3	6/28.598 10/5:12.9
9.	1/31.638 11/5:14.7	2/28.611 11/5:19.4	3/34.479 11/5:26.1	4/28.344 11/5:28.8	9/38.810 9/5:05.5		7/29.725 10/5:17.7	5/29.281 10/5:00.6	8/32.289 10/5:20.6	6/30.678 10/5:12.2
10.	1/28.094 11/5:14.2	2/27.533 11/5:17.7	3/28.208 11/5:24.6	4/29.142 11/5:28.0			7/35.032 10/5:20.9	5/29.652 10/5:00.2	8/33.962 10/5:22.5	6/30.304 10/5:11.3
11.	2/36.384 11/5:22.0	1/27.640 11/5:16.5	3/28.511 11/5:23.6	4/28.221 11/5:26.4						

