



Coral Springs RC Track Race Day

Ser#42318

Timing and Scoring by www.RCScoringPro.com


Sponsor	Driver Name	Car	Pos	Laps	Race Time	Behind	Fast Lap	Average Top 5	Top 10	Top 15	Q#
	Bellotti, Mke	9	1	11	5:04.884		26.864	27.142	27.436		1
	Reyes, Yoandy	2	2	11	5:25.497	20.613	27.276	27.683	28.601		2
	Diaz, Mke	5	3	11	5:50.178	45.294	27.986	28.680	29.897		3
	Davis, Teddy	4	4	10	5:18.811		30.222	30.891	31.881		4
	Garcia, Ricky "Bobby"	3	5	10	5:31.120	12.309	29.227	30.660	33.112		5
	Barcia, Tom	10	6	8	4:21.623		29.295	29.855			6
	Perez, Luis	8	7	0							7
	Collins, Bart	6	8	0							8
	Mennella, Mchael	11	9	0							9
	Neddeff, Matt	7	10	0							10
	Mendana, Carlos	1	11	0							11

Car#	1	2	3	4	5	6	7	8	9	10
	Mendana	Reyes	Garcia	Davis	Diaz	Collins	Neddeff	Perez	Bellotti	Barcia
1.		2/30.038	6/42.238	4/32.650	5/35.373				1/27.260	3/30.695
2.		2/28.130	6/29.534	5/32.130	4/29.318				1/30.521	3/30.136
3.		2/28.432	6/32.619	5/30.770	4/28.972				1/27.722	3/30.243
4.		2/27.422	6/35.804	5/30.222	4/28.394				1/27.236	3/29.295
5.		2/28.108	6/30.759	5/31.116	4/28.731				1/27.511	3/29.616
6.		2/28.876	6/32.075	5/31.281	3/27.986				1/27.654	4/30.448
7.		2/28.459	6/31.703	5/35.948	3/30.444				1/27.178	4/29.984
8.		3/39.483	6/29.227	4/31.066	2/29.422				1/26.864	5/51.206
9.		3/31.796	5/32.487	4/31.582	2/29.927				1/27.720	
10.		2/27.477	5/34.674	4/32.046	3/30.408				1/28.048	
11.		2/27.276			3/51.203				1/27.170	

Coral Springs RC Track Race Day

Ser#42318

Timing and Scoring by www.RCScoringPro.com

Sponsor	Driver Name	Car	Pos	Laps	Race Time	Behind	Fast Lap	Average Top 5	Top 10	Top 15	Q#
	Kretzschmar, Loren	8	1	11	5:11.069		27.272	27.547	27.964		1
	Diaz, Mke	4	2	11	5:26.385	15.316	28.111	28.599	29.344		2
	Vancuren, Ken	5	3	10	5:17.032		29.573	30.682	31.703		3
	Barbera, Joe	6	4	0							4
	Deppen, Randy	7	5	0							5
	Louis, Richard	3	6	0							6
	Merrill, James	2	7	0							7
	Reyes, Jaron	1	8	0							8

Car#	1	2	3	4	5	6	7	8	9	10
	Reyes	Merrill	Louis	Diaz	Vancuren	Barbera	Deppen	Kretzschmar		
1.				2/29.615	3/32.306			1/29.561		
2.				2/30.153	3/31.226			1/27.808		
3.				2/31.436	3/31.714			1/28.108		
4.				2/28.460	3/30.853			1/28.339		
5.				2/29.724	3/32.958			1/27.389		
6.				2/28.111	3/31.888			1/27.272		
7.				2/28.501	3/33.956			1/27.468		
8.				2/28.660	3/29.573			1/31.427		
9.				2/29.262	3/32.512			1/28.038		
10.				2/32.950	3/30.046			1/27.796		
11.				2/29.513				1/27.863		

Top Qualifiers	Qual#	Laps	Race Time (Difference)	Round	Race	Pos in Race	Fast Lap
Kretzschmar, Loren	1	11	5:11.069	1	2	1	27.272
Diaz, Mike	2	11	5:26.385 15.31	1	2	2	28.111
Vancuren, Ken	3	10	5:17.032	1	2	3	29.573
Barbera, Joe	4	0		1	2	4	
Deppen, Randy	4	0	0.000	1	2	5	
Louis, Richard	4	0	0.000	1	2	6	
Merrill, James	4	0	0.000	1	2	7	
Reyes, Jaron	4	0	0.000	1	2	8	

E-buggy

Top Qualifier is Kretzschmar, Loren 11/5: 11.069 (Rnd 1)

Round 1

3

Coral Springs RC Track Race Day

Ser#42318

Timing and Scoring by www.RCScoringPro.com

Sponsor	Driver Name	Car	Pos	Laps	Race Time	Behind	Fast Lap	Average Top 5	Top 10	Top 15	Q#
	Kirkpatrick, Matt	2	1	11	5:02.680		27.200	27.283	27.420		1
	Hutton, Jonathan	4	2	11	5:19.018	16.338	27.633	28.152	28.566		3
	Brown, Mke	3	3	11	5:19.379	16.699	28.084	28.343	28.820		4
	Johnston, Richard	1	4	11	5:24.991	22.311	28.329	28.825	29.150		5
	Honcho, Mke	8	5	10	5:08.019		28.431	29.700	30.802		7
	Brown, Bruce	5	6	3	5:00.096		33.457				9
	Mennella, Michael	7	7	0							10
	Intravia, Chris	6	8	0							15

Car# 1	2	3	4	5	6	7	8	9	10
Johnston	Kirkpatrick	Brown	Hutton	Brown	Intravia	Mennella	Honcho		
1. 4/29.118	1/27.395	3/28.523	2/28.337	6/229.944			5/31.043		
2. 2/29.025	1/27.768	3/30.984	4/33.355	6/36.695			5/31.964		
3. 3/30.362	1/27.246	2/28.233	4/28.164	6/33.457			5/32.833		
4. 3/29.040	1/27.402	2/28.350	4/28.439				5/28.431		
5. 4/33.494	1/27.381	3/31.177	2/27.633				5/30.276		
6. 4/28.329	1/27.251	3/28.084	2/28.309				5/30.354		
7. 4/29.064	1/27.200	3/28.830	2/28.503				5/29.489		
8. 4/28.770	1/27.575	2/28.892	3/30.818				5/29.948		
9. 4/29.325	1/27.336	2/28.865	3/28.606				5/31.502		
10. 4/29.505	1/27.643	2/28.527	3/28.318				5/32.179		
11. 4/28.959	1/28.483	3/28.914	2/28.536						

Top Qualifiers	Qual#	Laps	Race Time (Difference)	Round	Race	Pos in Race	Fast Lap
Kirkpatrick, Matt	1	11	5:02.680	1	3	1	27.200
Kretzschmar, Loren	2	11	5:11.069 8.389	1	2	1	27.272
Hutton, Jonathan	3	11	5:19.018 7.949	1	3	2	27.633
Brown, Mike	4	11	5:19.379 0.361	1	3	3	28.084
Johnston, Richard	5	11	5:24.991 5.612	1	3	4	28.329
Diaz, Mike	6	11	5:26.385 1.394	1	2	2	28.111
Honcho, Mike	7	10	5:08.019	1	3	5	28.431
Vancuren, Ken	8	10	5:17.032 9.013	1	2	3	29.573
Brown, Bruce	9	3	5:00.096	1	3	6	33.457
Mennella, Michael	10	0		1	3	7	

E-buggy

Top Qualifier is Kirkpatrick, Matt 11/5: 02.680 (Rnd 1)

Round 1

4

Coral Springs RC Track Race Day

Ser#42318

Timing and Scoring by www.RCScoringPro.com

Sponsor	Driver Name	Car	Pos	Laps	Race Time	Behind	Fast Lap	Average Top 5	Top 10	Top 15	Q#
	Mendana, Carlos	8	1	11	5:08.164		27.440	27.739	27.907		2
	Barcia, Tom	1	2	11	5:26.534	18.370	29.010	29.268	29.608		8
	Reyes, Jaron	10	3	10	5:03.191		27.681	28.473	30.319		9
	Gibson, Adrian	9	4	10	5:16.705	13.514	29.146	29.972	31.670		11
	Hancock, John	3	5	10	5:30.867	27.676	29.734	31.221	33.087		13
	Uhrick, Eric	4	6	9	5:10.981		30.307	31.935			14
	Garcia, Ricky "Bobby"	7	7	8	4:26.551		30.474	31.460			15
	Perez, Luis	6	8	0							17
	Romani, Ron	5	9	0							19

Car#	1	2	3	4	5	6	7	8	9	10
	Barcia	Hancock	Uhrick	Romani	Perez	Garcia	Mendana	Gibson	Reyes	
1.	2/30.099	5/32.933	6/34.471			4/31.997	1/28.188	7/35.937	3/31.279	
2.	2/30.008	5/30.772	7/30.853			4/30.662	1/28.023	6/29.146	3/31.307	
3.	2/29.010	6/35.334	7/37.178			3/31.822	1/28.006	4/31.490	5/34.894	
4.	2/29.411	6/35.120	7/41.217			3/34.403	1/29.096	4/32.534	5/34.092	
5.	2/29.236	5/31.986	7/31.438			6/38.716	1/27.597	4/33.856	3/28.433	
6.	2/30.457	5/31.475	7/32.607			6/36.130	1/27.955	4/29.282	3/29.251	
7.	2/30.260	5/36.028	7/37.326			6/30.474	1/27.936	4/30.670	3/29.146	
8.	2/29.485	6/35.346	7/35.584			5/32.347	1/28.104	4/33.029	3/29.252	
9.	2/29.885	5/29.734	6/30.307				1/27.765	4/30.517	3/27.856	
10.	2/29.356	5/32.139					1/28.054	4/30.244	3/27.681	
11.	2/29.327						1/27.440			

Top Qualifiers	Qual#	Laps	Race Time (Difference)		Round	Race	Pos in Race	Fast Lap
Kirkpatrick, Matt	1	11	5:02.680		1	3	1	27.200
Mendana, Carlos	2	11	5:08.164	5.484	1	4	1	27.440
Kretzschmar, Loren	3	11	5:11.069	2.905	1	2	1	27.272
Hutton, Jonathan	4	11	5:19.018	7.949	1	3	2	27.633
Brown, Mike	5	11	5:19.379	0.361	1	3	3	28.084
Johnston, Richard	6	11	5:24.991	5.612	1	3	4	28.329
Diaz, Mike	7	11	5:26.385	1.394	1	2	2	28.111
Barcia, Tom	8	11	5:26.534	0.149	1	4	2	29.010
Reyes, Jaron	9	10	5:03.191		1	4	3	27.681
Honcho, Mike	10	10	5:08.019	4.828	1	3	5	28.431



Coral Springs RC Track Race Day

Ser#42318

Timing and Scoring by www.RCScoringPro.com

Sponsor	Driver Name	Car	Pos	Laps	Race Time	Behind	Fast Lap	Average Top 5	Top 10	Top 15	Q#
	Deppen, Randy	4	1	11	5:10.107		27.429	27.706	28.086		1
	Barbera, Joe	1	2	11	5:22.752	12.645	28.440	28.832	29.215		2
	Record, Corey	6	3	11	5:23.197	13.090	27.905	28.382	28.814		3
	Gardner, Joel	5	4	10	4:55.107		27.936	28.383	29.511		4
	Davis, Teddy	3	5	9	5:15.525		32.170	32.645			5
	Louis, Richard	2	6	8	5:07.245		33.417	35.309			6
	Merrill, James	7	7	5	3:11.581		35.314	38.316			7

Car#	1	2	3	4	5	6	7	8	9	10
	Barbera	Louis	Davis	Deppen	Gardner	Record	Merrill			
1.	3/30.303	5/33.417	7/35.389	2/28.843	4/31.181	1/28.802	6/35.314			
2.	4/29.272	5/36.482	7/41.425	1/28.331	3/28.190	2/28.794	6/37.657			
3.	4/29.597	7/44.313	5/32.170	1/28.960	3/29.002	2/29.727	6/38.864			
4.	4/28.440	6/33.992	5/35.872	1/27.878	3/27.936	2/27.905	7/36.608			
5.	4/29.322	6/42.343	5/39.614	1/28.066	3/30.406	2/28.782	7/43.138			
6.	4/30.605	6/38.570	5/33.029	1/29.243	3/28.760	2/28.947				
7.	4/29.287	6/44.042	5/32.304	1/27.429	3/28.470	2/28.117				
8.	4/29.479	6/34.086	5/33.244	1/27.686	3/31.740	2/28.844				
9.	4/28.765		5/32.478	1/28.133	2/28.561	3/35.055				
10.	3/28.651			1/27.566	4/30.861	2/28.314				
11.	2/29.031			1/27.972		3/29.910				

Top Qualifiers	Qual#	Laps	Race Time (Difference)	Round	Race	Pos in Race	Fast Lap
Deppen, Randy	1	11	5:10.107	1	5	1	27.429
Barbera, Joe	2	11	5:22.752 12.64	1	5	2	28.440
Record, Corey	3	11	5:23.197 0.445	1	5	3	27.905
Gardner, Joel	4	10	4:55.107	1	5	4	27.936
Davis, Teddy	5	9	5:15.525	1	5	5	32.170
Louis, Richard	6	8	5:07.245	1	5	6	33.417
Merrill, James	7	5	3:11.581	1	5	7	35.314

Pro 4 Mod

Round 1

Top Qualifier is Deppen, Randy 11/5: 10.107 (Rnd 1)



Coral Springs RC Track Race Day

Ser#42318

Timing and Scoring by www.RCScoringPro.com

Sponsor	Driver Name	Car	Pos	Laps	Race Time	Behind	Fast Lap	Average Top 5	Top 10	Top 15	Q#
	Kirkpatrick, Matt	2	1	11	5:28.587		29.048	29.289	29.721		4
	Espinosa, Jack	6	2	11	5:37.691	9.104	28.667	29.155	29.977		5
	Baio, Joe	3	3	10	5:20.474		31.176	31.511	32.047		7
	Strickler, Mke	4	4	9	5:34.214		34.017	35.158			9
	Gibson, Adrian	5	5	8	5:41.781		36.821	40.865			11
	Semas, Tim	1	6	7	5:39.957		44.128	47.901			12

Car#	1	2	3	4	5	6	7	8	9	10
	Semas	Kirkpatrick	Baio	Strickler	Gibson	Espinosa				
1.	6/48.759	1/30.871	3/31.547	4/35.558	5/45.310	2/31.032				
2.	6/50.750	2/30.024	3/33.529	4/37.113	5/46.151	1/28.667				
3.	6/44.128	2/30.188	3/31.879	4/34.017	5/44.658	1/29.186				
4.	6/48.001	2/29.058	3/31.891	4/36.748	5/36.821	1/29.758				
5.	6/49.518	2/29.048	3/31.493	4/34.840	5/41.690	1/29.313				
6.	6/49.702	2/29.699	3/33.790	4/36.941	5/41.811	1/28.872				
7.	6/49.099	1/29.391	3/31.764	4/34.629	5/39.347	2/33.082				
8.		1/29.984	3/31.176	4/45.803	5/45.993	2/29.737				
9.		1/29.355	3/31.577	4/38.565		2/29.785				
10.		1/29.594	3/31.828			2/30.338				
11.		1/31.375				2/37.921				


Top Qualifiers	Qual#	Laps	Race Time (Difference)		Round	Race	Pos in Race	Fast Lap
Deppen, Randy	1	11	5:10.107		1	5	1	27.429
Barbera, Joe	2	11	5:22.752	12.64	1	5	2	28.440
Record, Corey	3	11	5:23.197	0.445	1	5	3	27.905
Kirkpatrick, Matt	4	11	5:28.587	5.390	1	6	1	29.048
Espinosa, Jack	5	11	5:37.691	9.104	1	6	2	28.667
Gardner, Joel	6	10	4:55.107		1	5	4	27.936
Baio, Joe	7	10	5:20.474	25.36	1	6	3	31.176
Davis, Teddy	8	9	5:15.525		1	5	5	32.170
Strickler, Mike	9	9	5:34.214	18.68	1	6	4	34.017
Louis, Richard	10	8	5:07.245		1	5	6	33.417



Coral Springs RC Track Race Day

Ser#42318

Timing and Scoring by www.RCScoringPro.com

Sponsor	Driver Name	Car	Pos	Laps	Race Time	Behind	Fast Lap	Average Top 5	Top 10	Top 15	Q#
	Intravia, Chris	11	1	11	5:09.247		27.225	27.403	27.886		1
	Kretzschmar, Loren	4	2	11	5:11.928	2.681	26.995	27.468	27.941		2
	Eich, Dustin	5	3	11	5:13.570	4.323	27.859	28.053	28.225		3
	Record, Corey	7	4	11	5:19.156	9.909	27.182	28.082	28.723		4
	Hutton, Jonathan	1	5	10	5:11.709		29.229	29.957	31.171		5
	Neddeff, Matt	10	6	10	5:11.904	0.195	29.652	30.327	31.190		6
	Gardner, Joel	8	7	10	5:19.819	8.110	27.517	28.311	31.982		7
	Rodriguez, Fred	9	8	9	5:05.333		30.285	31.965			8
	Romani, Ron	3	9	1	0:30.905		30.905				9
	Deppen, Randy	6	10	0							10
	Correchel, Jose	2	11	0							11

Car# 1	2	3	4	5	6	7	8	9	10
Hutton	Correchel	Romani	Kretzschmar	Eich	Deppen	Record	Gardner	Rodriguez	Neddeff
1. 4/30.460		5/30.905	7/32.516	2/28.058		3/28.806	9/43.833	8/32.998	6/31.034
2. 5/31.117			4/27.856	2/27.859		3/27.182	7/28.875	8/40.308	6/30.598
3. 6/33.717			4/27.324	3/28.418		2/28.157	7/29.204	8/38.041	5/29.652
4. 6/30.689			4/29.334	2/28.392		3/28.821	7/28.323	8/33.269	5/30.813
5. 6/29.754			3/26.995	2/28.353		4/31.929	7/27.517	8/30.285	5/33.235
6. 6/32.814			3/28.859	2/28.022		4/28.082	7/30.947	8/33.892	5/30.490
7. 6/33.106			3/28.009	2/28.061		4/31.142	7/35.655	8/31.720	5/30.733
8. 6/29.651			3/27.931	1/28.368		4/29.079	7/35.656	8/33.017	5/34.452
9. 6/31.172			2/27.294	3/31.322		4/28.683	7/32.173	8/31.803	5/30.378
10. 5/29.229			2/27.870	3/28.265		4/28.305	7/27.636		6/30.519
11.			2/27.940	3/28.452		4/28.970			

Car# 11	12	13	14	15	16	17	18	19	20
Intravia									
1. 1/27.620									
2. 1/27.365									
3. 1/27.433									
4. 1/27.373									
5. 1/28.132									
6. 1/30.384									
7. 1/28.197									
8. 2/29.607									
9. 1/28.176									
10. 1/27.735									
11. 1/27.225									

Top Qualifiers	Qual#	Laps	Race Time (Difference)	Round	Race	Pos in Race	Fast Lap
Intravia, Chris	1	11	5:09.247	1	7	1	27.225
Kretzschmar, Loren	2	11	5:11.928 2.681	1	7	2	26.995
Eich, Dustin	3	11	5:13.570 1.642	1	7	3	27.859
Record, Corey	4	11	5:19.156 5.586	1	7	4	27.182
Hutton, Jonathan	5	10	5:11.709	1	7	5	29.229
Neddeff, Matt	6	10	5:11.904 0.195	1	7	6	29.652
Gardner, Joel	7	10	5:19.819 7.915	1	7	7	27.517
Rodriguez, Fred	8	9	5:05.333	1	7	8	30.285
Romani, Ron	9	1	30.905	1	7	9	30.905
Deppen, Randy	10	0		1	7	10	

13.5 4WD Buggy


Round 1



Coral Springs RC Track Race Day

Ser#42318

Timing and Scoring by www.RCScoringPro.com

Sponsor	Driver Name	Car	Pos	Laps	Race Time	Behind	Fast Lap	Average Top 5	Top 10	Top 15	Q#
	Mbrales, Fred	5	1	11	5:07.755		27.257	27.457	27.794		1
	Allen, Tom	3	2	11	5:13.932	6.177	26.872	27.460	28.176		2
	Kirkpatrick, Matt	7	3	11	5:22.503	14.748	27.519	28.189	28.872		3
	Lee, Pak	2	4	10	5:01.412		28.342	28.829	30.141		4
	Mbrales, Cameron	6	5	10	5:02.387	0.975	29.206	29.539	30.239		5
	Record, Jeff	4	6	10	5:04.617	3.205	29.447	29.677	30.462		6
	Honcho, Mke	1	7	10	5:20.428	19.016	28.589	30.133	32.043		7

Car#	1	2	3	4	5	6	7	8	9	10
	Honcho	Lee	Allen	Record	Morales	Morales	Kirkpatrick			
1.	7/34.976	4/29.679	2/28.131	5/29.852	1/28.021	6/30.803	3/28.920			
2.	7/39.313	3/29.150	6/32.167	4/29.806	1/27.435	5/29.206	2/28.428			
3.	7/31.093	2/28.790	4/27.725	5/29.716	1/27.891	6/29.575	3/30.653			
4.	7/31.736	4/31.984	3/29.613	6/32.538	1/28.270	5/30.063	2/28.420			
5.	7/28.589	4/28.848	2/26.872	6/29.447	1/28.289	5/31.308	3/30.053			
6.	7/30.922	6/34.962	2/28.143	4/29.564	1/29.816	5/30.466	3/33.788			
7.	7/30.127	6/30.419	2/28.715	5/30.777	1/27.257	4/29.959	3/28.786			
8.	7/29.934	5/30.224	2/29.862	6/32.732	1/27.280	4/29.597	3/28.278			
9.	7/32.259	5/29.014	2/27.250	6/30.306	1/28.183	4/32.052	3/29.360			
10.	7/31.479	4/28.342	2/27.774	6/29.879	1/27.863	5/29.358	3/28.298			
11.			2/27.680		1/27.450		3/27.519			

Top Qualifiers		Qual#	Laps	Race Time (Difference)		Round	Race	Pos in Race	Fast Lap
	Morales, Fred	1	11	5:07.755		1	8	1	27.257
	Allen, Tom	2	11	5:13.932	6.177	1	8	2	26.872
	Kirkpatrick, Matt	3	11	5:22.503	8.571	1	8	3	27.519
	Lee, Pak	4	10	5:01.412		1	8	4	28.342
	Morales, Cameron	5	10	5:02.387	0.975	1	8	5	29.206
	Record, Jeff	6	10	5:04.617	2.230	1	8	6	29.447
	Honcho, Mike	7	10	5:20.428	15.81	1	8	7	28.589

2WD Modified Buggy


Round 1



Coral Springs RC Track Race Day

Ser#42318

Timing and Scoring by www.RCScoringPro.com

Sponsor	Driver Name	Car	Pos	Laps	Race Time	Behind	Fast Lap	Average Top 5	Top 10	Top 15	Q#
	Applegate, Mke	6	1	11	5:15.314		27.987	28.191	28.588		1
	Delfino, Scott	4	2	11	5:19.408	4.094	28.291	28.667	28.956		2
	Gardner, Joel	1	3	10	5:11.966		29.533	30.485	31.197		3
	Cooper, Jared	2	4	10	5:15.022	3.056	29.755	30.340	31.502		4
	Lee, Pak	3	5	10	5:17.200	5.234	29.481	30.624	31.720		5
	Neddeff, Matt	5	6	10	5:28.863	16.897	30.356	30.936	32.886		6

Car#	1	2	3	4	5	6	7	8	9	10
	Gardner	Cooper	Lee	Delfino	Neddeff	Applegate				
1.	6/32.433	5/31.247	3/30.400	1/29.361	4/30.534	2/29.430				
2.	4/29.533	5/30.925	3/29.481	2/28.291	6/36.446	1/27.987				
3.	3/30.921	4/31.845	5/34.957	2/28.508	6/32.799	1/28.235				
4.	3/30.870	5/35.478	4/33.704	2/28.804	6/31.807	1/29.206				
5.	3/32.126	5/30.495	4/30.999	1/28.853	6/36.007	2/28.969				
6.	3/30.158	4/29.755	5/31.623	2/28.878	6/31.419	1/28.653				
7.	3/30.948	4/32.360	5/32.025	2/29.515	6/34.675	1/28.255				
8.	3/32.417	4/30.337	5/31.003	2/29.122	6/30.562	1/28.361				
9.	3/30.942	4/30.188	5/31.769	2/29.845	6/30.356	1/29.418				
10.	3/31.618	4/32.392	5/31.239	2/28.993	6/34.258	1/28.685				
11.				2/29.238		1/28.115				

Top Qualifiers		Qual#	Laps	Race Time (Difference)		Round	Race	Pos in Race	Fast Lap
	Applegate, Mike	1	11	5:15.314		1	9	1	27.987
	Delfino, Scott	2	11	5:19.408	4.094	1	9	2	28.291
	Gardner, Joel	3	10	5:11.966		1	9	3	29.533
	Cooper, Jared	4	10	5:15.022	3.056	1	9	4	29.755
	Lee, Pak	5	10	5:17.200	2.178	1	9	5	29.481
	Neddeff, Matt	6	10	5:28.863	11.66	1	9	6	30.356

2WD Modified Buggy

Top Qualifier is Applegate, Mike 11/5: 15.314 (Rnd 1)

Round 1

10

Coral Springs RC Track Race Day

Ser#42318

Timing and Scoring by www.RCScoringPro.com

Sponsor	Driver Name	Car	Pos	Laps	Race Time	Behind	Fast Lap	Average Top 5	Top 10	Top 15	Q#
	Lopez, Jader	1	1	11	5:00.601		26.706	26.964	27.248		1
	Intravia, Chris	6	2	11	5:05.367	4.766	27.002	27.226	27.484		2
	Record, Corey	3	3	11	5:16.710	16.109	27.638	28.079	28.651		4
	Taylor, Dan	5	4	10	5:06.500		28.773	29.220	30.650		6
	Louis, Richard	2	5	9	5:35.324		33.240	35.096			11
	Collins, Bart	4	6	0							12


Car#	1	2	3	4	5	6	7	8	9	10
	Lopez	Louis	Record	Collins	Taylor	Intravia				
1.	1/27.452	5/36.269	2/28.763		3/28.856	4/30.528				
2.	1/27.702	5/38.004	2/28.242		3/28.773	4/27.823				
3.	1/26.706	5/42.671	2/27.638		4/29.973	3/27.624				
4.	1/28.123	5/35.773	2/28.623		4/31.869	3/27.302				
5.	1/26.740	5/36.571	3/28.217		4/29.426	2/27.607				
6.	1/27.188	5/42.252	3/30.081		4/31.593	2/27.002				
7.	1/27.306	5/33.240	3/29.048		4/29.490	2/27.163				
8.	1/27.391	5/33.627	3/30.199		4/30.355	2/27.666				
9.	1/27.078	5/36.917	3/28.016		4/36.609	2/27.079				
10.	1/27.110		3/29.601		4/29.556	2/27.987				
11.	1/27.805		3/28.282			2/27.586				

	Top Qualifiers	Qual#	Laps	Race Time (Difference)		Round	Race	Pos in Race	Fast Lap
	Lopez, Jader	1	11	5:00.601		1	10	1	26.706
	Intravia, Chris	2	11	5:05.367	4.766	1	10	2	27.002
	Applegate, Mike	3	11	5:15.314	9.947	1	9	1	27.987
	Record, Corey	4	11	5:16.710	1.396	1	10	3	27.638
	Delfino, Scott	5	11	5:19.408	2.698	1	9	2	28.291
	Taylor, Dan	6	10	5:06.500		1	10	4	28.773
	Gardner, Joel	7	10	5:11.966	5.466	1	9	3	29.533
	Cooper, Jared	8	10	5:15.022	3.056	1	9	4	29.755
	Lee, Pak	9	10	5:17.200	2.178	1	9	5	29.481
	Neddeff, Matt	10	10	5:28.863	11.66	1	9	6	30.356

Coral Springs RC Track Race Day

Ser#42318

Timing and Scoring by www.RCScorePro.com

Sponsor	Driver Name	Car	Pos	Laps	Race Time	Behind	Fast Lap	Average Top 5	Top 10	Top 15	Q#
	Chavez, Daniel	1	1	11	5:06.061		26.233	26.702	27.469		1
	Record, Corey	2	2	11	5:07.041	0.980	26.410	26.774	27.587		2
	Diaz, Reuben	4	3	11	5:12.938	6.877	27.564	27.742	28.184		3
	Salvati, Jake	9	4	11	5:22.589	16.528	27.491	28.207	28.803		4
	Eich, Dustin	10	5	10	5:03.038		27.455	28.785	30.304		5
	Mbrales, Cameron	6	6	10	5:09.822	6.784	28.277	29.165	30.982		6
	Hutton, Jonathan	7	7	10	5:15.190	12.152	28.803	29.939	31.519		7
	Romani, Ron	8	8	10	5:23.287	20.249	30.034	30.414	32.329		8
	Mbrales, Fred	3	9	9	4:50.540		28.475	28.943			9
	Correchel, Jose	5	10	7	5:19.855		38.175	42.282			10
	Alfaro, Joshua	11	11	0							11

Car#	1	2	3	4	5	6	7	8	9	10
	Chavez	Record	Morales	Diaz	Correchel	Morales	Hutton	Romani	Salvati	Eich
1.	2/27.200	1/26.711	5/28.990	3/27.772	10/43.231	8/33.238	6/30.885	7/31.372	4/28.275	9/33.914
2.	3/31.369	1/26.892	7/36.317	4/31.098	10/47.483	6/29.541	5/31.642	9/39.304	2/28.740	8/33.725
3.	2/27.563	1/26.410	6/29.464	4/28.053	10/43.817	5/29.236	8/37.799	9/31.030	3/29.632	7/30.466
4.	2/26.550	1/26.976	7/32.134	4/28.927	10/60.964	5/28.277	8/31.272	9/32.541	3/28.755	6/27.455
5.	2/26.233	1/27.686	7/28.947	4/27.564	10/44.743	5/29.173	8/28.803	9/30.369	3/27.491	6/28.944
6.	2/27.242	1/26.881	5/28.838	3/27.846	10/41.442	7/35.752	8/31.206	9/30.034	4/34.555	6/30.508
7.	2/27.630	1/30.191	8/38.439	3/27.890	10/38.175	6/33.774	7/30.121	9/30.258	4/28.955	5/30.500
8.	2/26.510	1/27.513	9/38.936	3/28.546		6/30.810	7/29.404	8/31.611	4/30.489	5/29.370
9.	2/27.017	1/27.597	8/28.475	3/27.637		6/30.424	7/30.484	9/36.391	4/28.510	5/29.005
10.	1/28.051	2/29.016		3/28.150		6/29.597	7/33.574	8/30.377	4/29.169	5/29.151
11.	1/30.696	2/31.168		3/29.455					4/28.018	

Top Qualifiers		Qual#	Laps	Race Time (Difference)		Round	Race	Pos in Race	Fast Lap
	Chavez, Daniel	1	11	5:06.061		1	11	1	26.233
	Record, Corey	2	11	5:07.041	0.980	1	11	2	26.410
	Diaz, Reuben	3	11	5:12.938	5.897	1	11	3	27.564
	Salvati, Jake	4	11	5:22.589	9.651	1	11	4	27.491
	Eich, Dustin	5	10	5:03.038		1	11	5	27.455
	Morales, Cameron	6	10	5:09.822	6.784	1	11	6	28.277
	Hutton, Jonathan	7	10	5:15.190	5.368	1	11	7	28.803
	Romani, Ron	8	10	5:23.287	8.097	1	11	8	30.034
	Morales, Fred	9	9	4:50.540		1	11	9	28.475
	Correchel, Jose	10	7	5:19.855		1	11	10	38.175

Nitro Buggy

Top Qualifier is Bellotti, Mike 11/5:04.884 (Rnd 1)

Round 2

1

Coral Springs RC Track Race Day

Ser#42318

Timing and Scoring by www.RCScoringPro.com

Sponsor	Driver Name	Car	Pos	Laps	Race Time	Behind	Fast Lap	Average Top 5	Top 10	Top 15	Q#
	Collins, Bart	6	1	12	5:20.620		25.817	26.031	26.373		1
	Perez, Luis	8	2	12	5:21.703	1.083	25.544	25.805	26.184		2
	Bellotti, Mke	9	3	12	5:22.934	2.314	25.831	26.298	26.756		3
	Reyes, Yoandy	2	4	11	5:16.004		26.770	27.242	28.274		4
	Neddeff, Matt	7	5	11	5:28.709	12.705	26.692	27.712	29.349		5
	Diaz, Mke	5	6	10	5:01.079		28.062	28.717	30.108		6
	Mendana, Carlos	1	7	10	5:01.429	0.350	24.976	26.359	27.163		7
	Garcia, Ricky "Bobby"	3	8	9	5:36.422		29.461	33.277			9
	Barcia, Tom	10	9	2	0:54.433		22.294				10
	Mennella, Mchael	11	10	0							
	Davis, Teddy	4	11	0							

Car#	1	2	3	4	5	6	7	8	9	10
	Mendana	Reyes	Garcia	Davis	Diaz	Collins	Neddeff	Perez	Bellotti	Barcia
1.	10/29.797	5/27.933	9/43.643		8/33.172	4/27.812	6/28.366	2/26.757	3/27.669	7/32.139
2.	9/26.861	5/28.211	8/35.777		7/29.705	2/26.362	6/28.337	1/26.792	4/26.917	3/22.294
3.	7/27.585	5/30.177	8/35.587		6/28.358	1/26.102	4/27.512	3/28.984	2/27.243	
4.	7/27.549	5/27.452	8/36.268		6/29.940	1/26.554	4/29.287	3/30.875	2/26.772	
5.	7/26.407	5/29.695	8/29.885		6/29.242	1/26.129	4/28.138	3/25.866	2/27.702	
6.	7/26.468	4/27.027	8/29.461		6/28.062	1/26.396	5/35.223	3/26.436	2/25.831	
7.	7/27.841	4/26.770	8/39.731		6/31.178	1/26.448	5/27.881	3/25.589	2/27.349	
8.	7/28.656	4/27.026	8/35.675		6/30.575	1/25.917	5/32.585	3/26.463	2/26.262	
9.	7/27.081	4/29.597	8/50.395		5/28.217	1/25.817	6/33.073	3/26.370	2/26.193	
10.	7/28.208	4/33.268			6/32.630	1/28.644	5/26.692	3/26.277	2/27.203	
11.		4/28.848				1/26.189	5/31.615	3/25.750	2/26.433	
12.						1/28.250		2/25.544	3/27.360	

Top Qualifiers	Qual#	Laps	Race Time (Difference)	Round	Race	Pos in Race	Fast Lap
Collins, Bart	1	12	5:20.620	2	1	1	25.817
Perez, Luis	2	12	5:21.703 1.083	2	1	2	25.544
Bellotti, Mike	3	12	5:22.934 1.231	2	1	3	25.831
Reyes, Yoandy	4	11	5:16.004	2	1	4	26.770
Neddeff, Matt	5	11	5:28.709 12.70	2	1	5	26.692
Diaz, Mike	6	11	5:50.178 21.46	1	1	3	27.986
Mendana, Carlos	7	10	5:01.429	2	1	7	24.976
Davis, Teddy	8	10	5:18.811 17.38	1	1	4	30.222
Garcia, Ricky "Bobby"	9	10	5:31.120 12.30	1	1	5	29.227
Barcia, Tom	10	8	4:21.623	1	1	6	29.295

Top Qualifier is Kirkpatrick, Matt 11/5:02.680 (Rnd 1)



Coral Springs RC Track Race Day

Ser#42318

Timing and Scoring by www.RCScoringPro.com

Sponsor	Driver Name	Car	Pos	Laps	Race Time	Behind	Fast Lap	Average Top 5	Top 10	Top 15	Q#
	Deppen, Randy	7	1	12	5:21.407		25.006	25.703	26.321		1
	Kretzschmar, Loren	8	2	11	5:05.625		25.570	26.433	27.463		3
	Diaz, Mke	4	3	11	5:19.381	13.756	27.007	27.630	28.821		7
	Barbera, Joe	6	4	11	5:19.925	14.300	27.699	28.147	28.804		8
	Merrill, James	2	5	11	5:27.158	21.533	28.303	28.682	29.419		11
	Vancuren, Ken	5	6	10	5:04.438		28.554	29.311	30.444		13
	Louis, Richard	3	7	0							

Car# 1	2	3	4	5	6	7	8	9	10
	Merrill	Louis	Diaz	Vancuren	Barbera	Deppen	Kretzschmar		
1.	4/29.083		6/30.216	5/29.818	2/28.159	1/26.342	3/29.015		
2.	6/32.963		2/27.577	5/30.814	4/31.881	1/26.292	3/29.854		
3.	5/28.680		3/31.050	6/32.365	4/29.817	1/26.073	2/26.701		
4.	5/29.726		3/29.185	6/29.140	4/28.535	1/26.761	2/26.887		
5.	5/31.010		4/31.169	6/34.237	3/29.769	1/25.965	2/26.830		
6.	5/28.609		4/27.851	6/29.999	3/28.542	1/25.613	2/30.997		
7.	5/28.733		3/28.359	6/29.972	4/29.372	1/25.006	2/28.198		
8.	5/28.303		4/30.654	6/30.470	3/27.802	1/28.793	2/28.219		
9.	5/29.238		4/27.358	6/29.069	3/29.307	1/28.510	2/25.570		
10.	5/30.256		3/27.007	6/28.554	4/29.042	1/25.860	2/26.175		
11.	5/30.557		3/28.955		4/27.699	1/29.401	2/27.179		
12.						1/26.791			

Top Qualifiers	Qual#	Laps	Race Time (Difference)	Round	Race	Pos in Race	Fast Lap
Deppen, Randy	1	12	5:21.407	2	2	1	25.006
Kirkpatrick, Matt	2	11	5:02.680	1	3	1	27.200
Kretzschmar, Loren	3	11	5:05.625 2.945	2	2	2	25.570
Mendana, Carlos	4	11	5:08.164 2.539	1	4	1	27.440
Hutton, Jonathan	5	11	5:19.018 10.85	1	3	2	27.633
Brown, Mike	6	11	5:19.379 0.361	1	3	3	28.084
Diaz, Mike	7	11	5:19.381 0.002	2	2	3	27.007
Barbera, Joe	8	11	5:19.925 0.544	2	2	4	27.699
Johnston, Richard	9	11	5:24.991 5.066	1	3	4	28.329
Barcia, Tom	10	11	5:26.534 1.543	1	4	2	29.010

Top Qualifier is Deppen, Randy 12/5: 21.407 (Rnd 2)

3

Coral Springs RC Track Race Day

Ser#42318

Timing and Scoring by www.RCScoringPro.com

Sponsor	Driver Name	Car	Pos	Laps	Race Time	Behind	Fast Lap	Average Top 5	Top 10	Top 15	Q#
	Mennella, Mchael	7	1	12	5:20.894		25.729	26.094	26.407		1
	Kirkpatrick, Matt	2	2	12	5:22.405	1.511	26.173	26.281	26.480		3
	Johnston, Richard	1	3	11	5:13.597		27.299	27.804	28.261		6
	Brown, Mke	3	4	11	5:26.928	13.331	27.529	28.324	29.271		8
	Hutton, Jonathan	4	5	10	5:49.753		27.860	28.701	34.975		7
	Honcho, Mke	8	6	9	5:05.533		30.325	31.649			15
	Intravia, Chris	6	7	8	3:30.006		25.070	25.483			19
	Brown, Bruce	5	8	4	2:25.219		33.529				21

Car#	1	2	3	4	5	6	7	8	9	10
	Johnston	Kirkpatrick	Brown	Hutton	Brown	Intravia	Mennella	Honcho		
1.	6/29.426	2/26.411	5/29.181	4/28.908	8/34.266	1/25.587	3/28.249	7/30.325		
2.	5/28.119	1/26.424	6/28.848	4/28.330	8/33.529	2/28.063	3/26.743	7/32.733		
3.	6/30.985	2/30.026	5/29.971	4/27.860	8/42.961	1/27.007	3/28.576	7/36.088		
4.	6/27.662	3/27.095	5/27.529	4/29.139	8/34.463	1/25.357	2/26.149	7/31.880		
5.	4/27.299	3/27.576	5/29.848	7/60.842		1/27.520	2/26.176	6/31.913		
6.	4/28.884	3/26.270	5/34.219	7/36.054		1/26.188	2/25.729	6/42.407		
7.	4/28.233	3/26.707	5/27.848	7/29.267		1/25.070	2/27.839	6/31.396		
8.	4/27.845	3/26.249	5/29.106	6/29.502		1/25.214	2/26.309	7/35.004		
9.	3/28.175	2/26.173	4/28.288	5/29.300			1/26.399	6/33.787		
10.	3/28.094	2/26.303	4/30.323	5/50.551			1/26.224			
11.	3/28.875	2/26.623	4/31.767				1/26.309			
12.		2/26.548					1/26.192			

Top Qualifiers	Qual#	Laps	Race Time (Difference)	Round	Race	Pos in Race	Fast Lap
Mennella, Michael	1	12	5:20.894	2	3	1	25.729
Deppen, Randy	2	12	5:21.407 0.513	2	2	1	25.006
Kirkpatrick, Matt	3	12	5:22.405 0.998	2	3	2	26.173
Kretzschmar, Loren	4	11	5:05.625	2	2	2	25.570
Mendana, Carlos	5	11	5:08.164 2.539	1	4	1	27.440
Johnston, Richard	6	11	5:13.597 5.433	2	3	3	27.299
Hutton, Jonathan	7	11	5:19.018 5.421	1	3	2	27.633
Brown, Mike	8	11	5:19.379 0.361	1	3	3	28.084
Diaz, Mike	9	11	5:19.381 0.002	2	2	3	27.007
Barbera, Joe	10	11	5:19.925 0.544	2	2	4	27.699

E-buggy

Top Qualifier is Mennella, Michael 12/5: 20.894 (Rnd 2)

Round 2

4

Coral Springs RC Track Race Day

Ser#42318

Timing and Scoring by www.RCScoringPro.com

Sponsor	Driver Name	Car	Pos	Laps	Race Time	Behind	Fast Lap	Average Top 5	Top 10	Top 15	Q#
	Perez, Luis	6	1	12	5:14.794		24.957	25.299	25.805		1
	Mendana, Carlos	8	2	11	5:13.053		25.971	26.824	27.838		6
	Reyes, Jaron	10	3	11	5:17.139	4.086	27.452	27.802	28.656		8
	Romani, Ron	5	4	10	5:00.641		27.281	27.801	30.064		15
	Hancock, John	3	5	10	5:19.928	19.287	29.224	29.889	31.993		19
	Barcia, Tom	1	6	10	5:26.433	25.792	29.019	29.647	32.643		13
	Gibson, Adrian	9	7	10	5:32.879	32.238	30.000	31.148	33.288		18
	Uhrick, Eric	4	8	9	5:03.512		30.157	30.992			20
	Garcia, Ricky "Bobby"	7	9	9	5:14.194	10.682	29.543	30.386			21

Car#	1	2	3	4	5	6	7	8	9	10
	Barcia	Hancock	Uhrick	Romani	Perez	Garcia	Mendana	Gibson	Reyes	
1.	9/41.343	6/33.054	3/30.336	5/30.594	1/26.122	2/29.784	8/34.668	7/33.524	4/30.536	
2.	9/31.176	8/36.988	4/30.157	3/28.299	1/25.662	7/37.450	5/26.799	6/30.829	2/27.813	
3.	9/29.822	8/29.888	5/30.953	3/27.981	1/25.064	7/29.543	4/27.594	6/30.000	2/27.767	
4.	8/29.634	9/34.807	5/30.176	2/27.281	1/25.397	7/30.186	4/28.185	6/31.532	3/28.828	
5.	7/30.384	8/35.025	6/38.766	2/27.740	1/26.775	9/44.789	4/30.890	5/31.806	3/28.501	
6.	6/29.019	8/30.607	7/35.258	4/32.344	1/25.414	9/37.005	3/25.971	5/32.357	2/29.912	
7.	5/35.766	7/29.224	6/33.337	4/34.859	1/24.957	9/32.357	3/28.206	8/44.148	2/28.798	
8.	5/29.376	6/29.585	7/33.541	4/30.124	1/28.842	9/30.061	2/27.248	8/31.573	3/29.479	
9.	6/33.861	5/30.147	8/40.988	4/27.702	1/26.997	9/43.019	2/26.508	7/32.239	3/27.477	
10.	6/36.052	5/30.603		4/33.717	1/27.903		2/27.665	7/34.871	3/27.452	
11.					1/25.811		2/29.319		3/30.576	
12.					1/25.850					

Top Qualifiers	Qual#	Laps	Race Time (Difference)	Round	Race	Pos in Race	Fast Lap
Perez, Luis	1	12	5:14.794	2	4	1	24.957
Mennella, Michael	2	12	5:20.894 6.100	2	3	1	25.729
Deppen, Randy	3	12	5:21.407 0.513	2	2	1	25.006
Kirkpatrick, Matt	4	12	5:22.405 0.998	2	3	2	26.173
Kretzschmar, Loren	5	11	5:05.625	2	2	2	25.570
Mendana, Carlos	6	11	5:08.164 2.539	1	4	1	27.440
Johnston, Richard	7	11	5:13.597 5.433	2	3	3	27.299
Reyes, Jaron	8	11	5:17.139 3.542	2	4	3	27.452
Hutton, Jonathan	9	11	5:19.018 1.879	1	3	2	27.633
Brown, Mike	10	11	5:19.379 0.361	1	3	3	28.084

Pro 4 Mod

Top Qualifier is Deppen, Randy 11/5: 10.107 (Rnd 1)

Round 2

5

Coral Springs RC Track Race Day

Ser#42318

Timing and Scoring by www.RCScoringPro.com

Sponsor	Driver Name	Car	Pos	Laps	Race Time	Behind	Fast Lap	Average Top 5	Top 10	Top 15	Q#
	Deppen, Randy	4	1	12	5:17.173		25.376	25.708	26.150		1
	Barbera, Joe	1	2	11	5:19.888		26.585	27.289	28.770		2
	Gardner, Joel	5	3	10	5:12.043		27.583	29.139	31.204		6
	Davis, Teddy	3	4	10	5:29.392	17.349	30.730	32.007	32.939		8
	Louis, Richard	2	5	8	5:21.671		34.866	36.239			10
	Merrill, James	7	6	7	4:50.492		33.911	38.777			12
	Record, Corey	6	7	4	1:46.649		26.052				3

Car#	1	2	3	4	5	6	7	8	9	10
	Barbera	Louis	Davis	Deppen	Gardner	Record	Merrill			
1.	3/28.009	6/37.651	5/35.186	1/26.665	4/29.037	2/27.511	7/49.644			
2.	3/26.585	6/34.951	5/33.204	1/26.177	4/27.583	2/26.774	7/39.323			
3.	3/31.123	6/34.866	5/32.845	1/25.908	4/30.174	2/26.052	7/33.937			
4.	3/27.119	6/38.805	5/31.466	1/26.974	4/33.701	2/26.312	7/42.387			
5.	2/30.917	5/63.068	4/32.376	1/26.564	3/31.358		6/44.326			
6.	2/27.460	6/37.959	4/33.419	1/27.224	3/29.698		5/33.911			
7.	2/30.416	5/38.604	4/32.913	1/26.583	3/33.831		6/46.964			
8.	2/27.273	5/35.767	4/34.636	1/25.376	3/37.059					
9.	2/32.188		4/30.730	1/25.860	3/29.204					
10.	2/28.011		4/32.617	1/28.446	3/30.398					
11.	2/30.787			1/25.653						
12.				1/25.743						

Top Qualifiers	Qual#	Laps	Race Time (Difference)	Round	Race	Pos in Race	Fast Lap
Deppen, Randy	1	12	5:17.173	2	5	1	25.376
Barbera, Joe	2	11	5:19.888	2	5	2	26.585
Record, Corey	3	11	5:23.197 3.309	1	5	3	27.905
Kirkpatrick, Matt	4	11	5:28.587 5.390	1	6	1	29.048
Espinosa, Jack	5	11	5:37.691 9.104	1	6	2	28.667
Gardner, Joel	6	10	4:55.107	1	5	4	27.936
Baio, Joe	7	10	5:20.474 25.36	1	6	3	31.176
Davis, Teddy	8	10	5:29.392 8.918	2	5	4	30.730
Strickler, Mike	9	9	5:34.214	1	6	4	34.017
Louis, Richard	10	8	5:07.245	1	5	6	33.417

Pro 4 Mod

Round 2

Top Qualifier is Deppen, Randy 12/5: 17.173 (Rnd 2)



Coral Springs RC Track Race Day

Ser#42318

Timing and Scoring by www.RCScoringPro.com

Sponsor	Driver Name	Car	Pos	Laps	Race Time	Behind	Fast Lap	Average Top 5	Top 10	Top 15	Q#
	Kirkpatrick, Matt	2	1	11	5:03.399		26.217	26.892	27.379		2
	Espinosa, Jack	6	2	11	5:26.798	23.399	27.334	28.324	29.431		5
	Baio, Joe	3	3	10	5:03.717		29.090	29.847	30.372		7
	Strickler, Mke	4	4	8	5:07.665		33.206	34.696			9
	Gibson, Adrian	5	5	6	3:39.184		33.195	36.020			11
	Semas, Tim	1	6	6	5:22.354	03.170	44.713	51.975			13

Car#	1	2	3	4	5	6	7	8	9	10
	Semas	Kirkpatrick	Baio	Strickler	Gibson	Espinosa				
1.	6/52.823	1/27.824	2/31.389	4/34.779	5/38.701	3/32.488				
2.	6/49.942	1/27.369	3/30.349	4/33.423	5/36.509	2/28.310				
3.	6/62.477	1/27.889	3/30.296	4/37.587	5/33.195	2/30.033				
4.	6/44.713	1/27.795	3/30.677	4/38.994	5/36.888	2/30.128				
5.	6/55.059	1/27.199	3/29.751	5/37.637	4/34.806	2/27.334				
6.	6/57.340	1/28.255	3/29.090	4/34.486	5/39.085	2/29.410				
7.		1/27.567	3/30.347	4/33.206		2/27.878				
8.		1/26.687	3/30.386	4/57.553		2/30.769				
9.		1/26.217	3/29.751			2/31.732				
10.		1/29.610	3/31.681			2/30.027				
11.		1/26.987				2/28.689				

Top Qualifiers	Qual#	Laps	Race Time (Difference)		Round	Race	Pos in Race	Fast Lap
Deppen, Randy	1	12	5:17.173		2	5	1	25.376
Kirkpatrick, Matt	2	11	5:03.399		2	6	1	26.217
Barbera, Joe	3	11	5:19.888	16.48	2	5	2	26.585
Record, Corey	4	11	5:23.197	3.309	1	5	3	27.905
Espinosa, Jack	5	11	5:26.798	3.601	2	6	2	27.334
Gardner, Joel	6	10	4:55.107		1	5	4	27.936
Baio, Joe	7	10	5:03.717	8.610	2	6	3	29.090
Davis, Teddy	8	10	5:29.392	25.67	2	5	4	30.730
Strickler, Mike	9	9	5:34.214		1	6	4	34.017
Louis, Richard	10	8	5:07.245		1	5	6	33.417

Top Qualifier is Intravia, Chris 11/5: 09.247 (Rnd 1)



Coral Springs RC Track Race Day

Ser#42318

Timing and Scoring by www.RCScoringPro.com

Sponsor	Driver Name	Car	Pos	Laps	Race Time	Behind	Fast Lap	Average Top 5	Top 10	Top 15	Q#
	Intravia, Chris	11	1	12	5:02.135		24.710	24.823	24.917		1
	Eich, Dustin	5	2	12	5:14.141	12.006	24.983	25.403	25.684		2
	Kretzschmar, Loren	4	3	12	5:21.247	19.112	24.661	25.693	26.266		3
	Record, Corey	7	4	12	5:23.933	21.798	25.078	25.385	26.185		4
	Neddeff, Matt	10	5	11	5:15.475		26.093	26.489	27.813		5
	Romani, Ron	3	6	11	5:18.249	2.774	25.721	26.780	28.175		6
	Gardner, Joel	8	7	10	5:01.947		26.819	28.256	30.195		7
	Rodriguez, Fred	9	8	10	5:02.427	0.480	26.956	28.137	30.243		8
	Correchel, Jose	2	9	9	5:11.691		31.621	32.842			10
	Hutton, Jonathan	1	10	9	5:25.498	13.807	26.634	27.007			9
	Deppen, Randy	6	11	0							

Car#	1	2	3	4	5	6	7	8	9	10
	Hutton	Correchel	Romani	Kretzschmar	Eich	Deppen	Record	Gardner	Rodriguez	Neddeff
1.	5/27.189	10/35.026	6/28.058	2/26.027	3/26.474		9/30.341	4/26.819	8/29.294	7/28.059
2.	4/29.507	10/36.903	8/32.430	2/26.324	3/25.960		5/26.462	7/30.514	9/34.157	6/29.017
3.	5/27.778	10/32.137	6/27.436	4/30.483	2/25.180		3/25.313	7/32.571	9/28.788	8/32.948
4.	5/26.634	10/31.621	7/31.515	4/27.020	2/25.660		3/25.078	9/30.034	8/27.231	6/26.783
5.	5/27.190	10/32.700	8/28.412	4/24.661	2/25.485		3/25.974	9/30.015	7/26.956	6/26.093
6.	10/103.432	9/35.508	6/27.412	4/27.847	2/25.848		3/25.775	7/27.077	8/30.914	5/28.400
7.	10/29.744	9/39.960	6/27.020	4/26.383	2/25.705		3/25.319	8/30.528	7/28.417	5/26.618
8.	10/26.927	9/32.728	7/36.499	4/25.959	3/30.825		2/26.658	8/31.401	6/30.028	5/37.347
9.	10/27.097	9/35.108	6/27.349	4/26.453	3/26.126		2/25.561	8/35.652	7/35.380	5/27.259
10.			6/25.721	4/25.494	3/25.998		2/25.653	7/27.336	8/31.262	5/26.451
11.			6/26.397	4/28.108	2/25.897		3/30.054			5/26.500
12.				3/26.488	2/24.983		4/31.745			

Car#	11	12	13	14	15	16	17	18	19	20
	Intravia									
1.	1/24.727									
2.	1/24.936									
3.	1/24.710									
4.	1/25.114									
5.	1/24.946									
6.	1/24.973									
7.	1/25.086									
8.	1/24.897									
9.	1/24.929									
10.	1/24.850									
11.	1/27.840									
12.	1/25.127									

Top Qualifiers	Qual#	Laps	Race Time (Difference)	Round	Race	Pos in Race	Fast Lap
Intravia, Chris	1	12	5:02.135	2	7	1	24.710
Eich, Dustin	2	12	5:14.141 12.00	2	7	2	24.983
Kretzschmar, Loren	3	12	5:21.247 7.106	2	7	3	24.661
Record, Corey	4	12	5:23.933 2.686	2	7	4	25.078
Neddeff, Matt	5	11	5:15.475	2	7	5	26.093
Romani, Ron	6	11	5:18.249 2.774	2	7	6	25.721
Gardner, Joel	7	10	5:01.947	2	7	7	26.819
Rodriguez, Fred	8	10	5:02.427 0.480	2	7	8	26.956
Hutton, Jonathan	9	10	5:11.709 9.282	1	7	5	29.229
Correchel, Jose	10	9	5:11.691	2	7	9	31.621

13.5 4WD Buggy

Round 2

Top Qualifier is Morales, Fred 11/5:07.755 (Rnd 1)



Coral Springs RC Track Race Day

Ser#42318

Timing and Scoring by www.RCScoringPro.com

Sponsor	Driver Name	Car	Pos	Laps	Race Time	Behind	Fast Lap	Average Top 5	Top 10	Top 15	Q#
	Kirkpatrick, Matt	7	1	12	5:14.703		25.108	25.552	25.936		1
	Mbrales, Fred	5	2	12	5:19.825	5.122	25.091	25.755	26.262		2
	Record, Jeff	4	3	11	5:05.238		26.607	26.816	27.494		3
	Lee, Pak	2	4	11	5:06.420	1.182	26.101	26.717	27.473		4
	Mbrales, Cameron	6	5	11	5:17.272	12.034	25.830	27.487	28.595		6
	Honcho, Mke	1	6	10	5:07.258		28.411	29.356	30.726		7
	Allen, Tom	3	7	2	0:52.040		25.191				5

Car#	1	2	3	4	5	6	7	8	9	10
	Honcho	Lee	Allen	Record	Morales	Morales	Kirkpatrick			
1.	5/28.411	4/28.299	1/25.191	6/28.875	2/26.435	7/29.176	3/27.783			
2.	5/29.825	7/31.688	1/26.849	4/28.920	2/26.797	6/29.408	3/26.644			
3.	5/31.596	4/26.774		3/27.666	1/26.136	6/31.326	2/25.627			
4.	6/29.631	4/28.641		3/27.621	1/26.161	5/28.101	2/26.071			
5.	6/31.210	4/27.283		3/26.867	2/29.127	5/28.538	1/25.681			
6.	6/31.143	4/28.341		3/26.607	2/27.015	5/28.821	1/25.806			
7.	6/31.228	4/28.082		3/26.762	2/25.091	5/30.755	1/26.044			
8.	6/35.300	4/26.341		3/27.057	2/26.107	5/27.088	1/25.840			
9.	6/28.502	4/27.084		3/30.298	2/26.920	5/25.830	1/25.108			
10.	6/30.412	4/27.786		3/26.788	2/26.680	5/27.876	1/25.536			
11.		4/26.101		3/27.777	2/28.075	5/30.353	1/27.005			
12.					2/25.281		1/27.558			

	Top Qualifiers	Qual#	Laps	Race Time (Difference)	Round	Race	Pos in Race	Fast Lap
	Kirkpatrick, Matt	1	12	5:14.703	2	8	1	25.108
	Morales, Fred	2	12	5:19.825 5.122	2	8	2	25.091
	Record, Jeff	3	11	5:05.238	2	8	3	26.607
	Lee, Pak	4	11	5:06.420 1.182	2	8	4	26.101
	Allen, Tom	5	11	5:13.932 7.512	1	8	2	26.872
	Morales, Cameron	6	11	5:17.272 3.340	2	8	5	25.830
	Honcho, Mike	7	10	5:07.258	2	8	6	28.411

2WD Modified Buggy

Top Qualifier is Lopez, Jader 11/5: 00.601 (Rnd 1)

Round 2



Coral Springs RC Track Race Day

Ser#42318

Timing and Scoring by www.RCScoringPro.com

Sponsor	Driver Name	Car	Pos	Laps	Race Time	Behind	Fast Lap	Average Top 5	Top 10	Top 15	Q#
	Applegate, Mke	6	1	12	5:25.194		25.207	25.424	26.298		1
	Delfino, Scott	4	2	11	5:02.201		26.923	26.983	27.330		3
	Cooper, Jared	2	3	11	5:11.768	9.567	26.719	27.086	27.955		5
	Neddeff, Matt	5	4	11	5:12.342	10.141	27.117	27.560	28.148		6
	Lee, Pak	3	5	10	5:00.527		26.702	27.478	30.053		8
	Gardner, Joel	1	6	10	5:05.312	4.785	26.474	27.519	30.531		9

Car# 1	2	3	4	5	6	7	8	9	10
Gardner	Cooper	Lee	Delfino	Neddeff	Applegate				
1. 6/33.073	4/28.213	2/27.856	1/26.966	3/28.142	5/32.550				
2. 6/30.513	2/27.041	1/26.702	4/28.899	3/27.366	5/25.778				
3. 6/27.829	1/26.719	5/31.150	4/28.025	2/27.117	3/25.449				
4. 5/27.344	4/32.216	6/35.192	1/26.923	3/30.858	2/28.688				
5. 5/28.155	4/27.446	6/28.288	2/27.124	3/27.445	1/25.246				
6. 5/27.793	3/26.895	6/32.562	1/27.072	4/28.058	2/29.210				
7. 5/26.474	4/29.082	6/26.786	1/27.065	3/28.598	2/29.664				
8. 5/31.325	3/27.976	6/29.990	1/28.374	4/29.743	2/25.839				
9. 5/38.182	3/29.121	6/34.241	1/26.955	4/28.253	2/25.207				
10. 6/34.624	3/27.328	5/27.760	2/27.792	4/27.816	1/25.439				
11.	3/29.731		2/27.006	4/28.946	1/26.208				
12.					1/25.916				

Top Qualifiers	Qual#	Laps	Race Time (Difference)		Round	Race	Pos in Race	Fast Lap
Applegate, Mike	1	12	5:25.194		2	9	1	25.207
Lopez, Jader	2	11	5:00.601		1	10	1	26.706
Delfino, Scott	3	11	5:02.201	1.600	2	9	2	26.923
Intravia, Chris	4	11	5:05.367	3.166	1	10	2	27.002
Cooper, Jared	5	11	5:11.768	6.401	2	9	3	26.719
Neddeff, Matt	6	11	5:12.342	0.574	2	9	4	27.117
Record, Corey	7	11	5:16.710	4.368	1	10	3	27.638
Lee, Pak	8	10	5:00.527		2	9	5	26.702
Gardner, Joel	9	10	5:05.312	4.785	2	9	6	26.474
Taylor, Dan	10	10	5:06.500	1.188	1	10	4	28.773

2WD Modified Buggy

Top Qualifier is Applegate, Mike 12/5: 25.194 (Rnd 2)

Round 2

10

Coral Springs RC Track Race Day

Ser#42318

Timing and Scoring by www.RCScoringPro.com

Sponsor	Driver Name	Car	Pos	Laps	Race Time	Behind	Fast Lap	Average Top 5	Top 10	Top 15	Q#
	Lopez, Jader	1	1	12	5:09.883		24.710	25.002	25.475		1
	Intravia, Chris	6	2	12	5:11.207	1.324	25.059	25.478	25.801		2
	Record, Corey	3	3	11	5:12.563		26.288	26.693	27.897		7
	Taylor, Dan	5	4	11	5:14.776	2.213	25.492	26.620	28.216		8
	Collins, Bart	4	5	11	5:18.192	5.629	26.355	26.755	28.380		9
	Louis, Richard	2	6	9	5:29.551		33.261	34.783			12

Car#	1	2	3	4	5	6	7	8	9	10
	Lopez	Louis	Record	Collins	Taylor	Intravia				
1.	2/26.073	6/37.010	5/27.708	3/27.255	4/27.633	1/25.502				
2.	1/24.728	6/35.178	4/26.519	3/26.673	5/26.719	2/26.821				
3.	1/26.193	6/34.577	5/31.648	3/26.355	4/26.272	2/25.528				
4.	2/27.077	6/43.688	5/33.594	3/26.928	4/32.089	1/25.059				
5.	2/25.367	6/36.103	5/27.575	3/27.919	4/27.335	1/26.378				
6.	1/25.630	6/33.261	5/27.522	4/34.388	3/27.721	2/26.297				
7.	1/25.435	6/36.090	4/26.689	5/31.828	3/29.378	2/26.306				
8.	1/24.710	6/34.811	4/26.288	5/26.566	3/25.492	2/25.474				
9.	1/24.768	6/38.833	4/30.059	5/30.496	3/32.236	2/26.141				
10.	1/26.265		3/28.513	5/30.566	4/32.617	2/25.826				
11.	1/25.584		3/26.448	5/29.218	4/27.284	2/25.855				
12.	1/28.053					2/26.020				

Top Qualifiers	Qual#	Laps	Race Time (Difference)	Round	Race	Pos in Race	Fast Lap
Lopez, Jader	1	12	5:09.883	2	10	1	24.710
Intravia, Chris	2	12	5:11.207 1.324	2	10	2	25.059
Applegate, Mike	3	12	5:25.194 13.98	2	9	1	25.207
Delfino, Scott	4	11	5:02.201	2	9	2	26.923
Cooper, Jared	5	11	5:11.768 9.567	2	9	3	26.719
Neddeff, Matt	6	11	5:12.342 0.574	2	9	4	27.117
Record, Corey	7	11	5:12.563 0.221	2	10	3	26.288
Taylor, Dan	8	11	5:14.776 2.213	2	10	4	25.492
Collins, Bart	9	11	5:18.192 3.416	2	10	5	26.355
Lee, Pak	10	10	5:00.527	2	9	5	26.702

2WD Stock

Top Qualifier is Chavez, Daniel 11/5:06.061 (Rnd 1)

Round 2

11

Coral Springs RC Track Race Day

Ser#42318

Timing and Scoring by www.RCScoringPro.com

Sponsor	Driver Name	Car	Pos	Laps	Race Time	Behind	Fast Lap	Average Top 5	Top 10	Top 15	Q#
	Chavez, Daniel	1	1	12	5:13.941		25.161	25.237	25.651		1
	Record, Corey	2	2	12	5:16.445	2.504	25.172	25.453	25.869		2
	Eich, Dustin	10	3	12	5:22.262	8.321	26.182	26.338	26.643		3
	Diaz, Reuben	4	4	12	5:24.567	10.626	25.600	26.035	26.495		4
	Mbrales, Fred	3	5	11	5:08.876		26.284	26.574	27.715		5
	Hutton, Jonathan	7	6	11	5:21.515	12.639	27.005	27.700	28.692		6
	Romani, Ron	8	7	10	5:03.703		27.178	27.613	30.370		8
	Salvati, Jake	9	8	10	5:07.695	3.992	25.663	27.470	30.770		7
	Mbrales, Cameron	6	9	10	5:22.763	19.060	27.559	29.201	32.276		9
	Alfaro, Joshua	11	10	9	5:25.126		27.865	30.039			10
	Correchel, Jose	5	11	8	5:24.427		34.819	38.045			11

Car#	1	2	3	4	5	6	7	8	9	10
	Chavez	Record	Morales	Diaz	Correchel	Morales	Hutton	Romani	Salvati	Eich
1.	1/26.398	6/29.560	7/30.253	2/26.750	11/42.023	9/32.913	5/28.518	8/32.468	3/26.987	4/27.391
2.	1/26.165	4/26.422	7/31.725	2/27.528	10/37.154	9/29.996	8/34.168	5/27.178	6/33.302	3/28.439
3.	1/25.224	3/25.595	7/26.486	2/26.248	11/43.241	8/27.559	9/27.889	6/28.168	5/25.764	4/26.324
4.	1/26.618	2/25.172	6/28.162	3/26.582	11/44.811	9/40.778	7/28.422	5/28.309	8/35.819	4/26.469
5.	1/25.442	2/25.198	6/27.491	3/26.915	11/34.945	9/30.923	7/27.005	5/27.770	8/30.940	4/27.111
6.	1/25.182	2/26.382	5/26.835	3/25.989	11/46.152	9/27.731	7/28.054	6/27.222	8/34.038	4/26.920
7.	1/25.161	2/25.676	5/26.695	3/25.600	11/34.819	9/38.655	7/27.128	6/27.728	8/27.996	4/26.182
8.	2/30.206	1/25.626	5/26.572	3/26.698	11/41.282	9/29.797	6/28.801	7/32.639	8/34.630	4/26.801
9.	1/25.228	2/25.997	5/29.915	3/26.884		9/33.337	6/28.431	7/29.356	8/25.663	4/26.420
10.	1/25.697	2/28.199	5/26.284	3/25.757		9/31.074	6/34.597	7/42.865	8/32.556	4/26.941
11.	1/25.391	2/26.138	5/28.458	3/28.515			6/28.502			4/26.969
12.	1/27.229	2/26.480		4/31.101						3/26.295

Car#	11	12	13	14	15	16	17	18	19	20
	Alfaro									
1.	10/33.471									
2.	11/56.216									
3.	10/29.044									
4.	10/36.934									
5.	10/40.036									
6.	10/29.210									
7.	10/41.746									
8.	10/30.604									
9.	10/27.865									
10.										
11.										
12.										

Top Qualifiers	Qual#	Laps	Race Time (Difference)	Round	Race	Pos in Race	Fast Lap
Chavez, Daniel	1	12	5:13.941	2	11	1	25.161
Record, Corey	2	12	5:16.445 2.504	2	11	2	25.172
Eich, Dustin	3	12	5:22.262 5.817	2	11	3	26.182
Diaz, Reuben	4	12	5:24.567 2.305	2	11	4	25.600
Morales, Fred	5	11	5:08.876	2	11	5	26.284
Hutton, Jonathan	6	11	5:21.515 12.63	2	11	6	27.005
Salvati, Jake	7	11	5:22.589 1.074	1	11	4	27.491
Romani, Ron	8	10	5:03.703	2	11	7	27.178
Morales, Cameron	9	10	5:09.822 6.119	1	11	6	28.277
Alfaro, Joshua	10	9	5:25.126	2	11	10	27.865

E-buggy (C Main)

Top Qualifier is Perez, Luis 12/5: 14.794 (Rnd 2)

Round 3

1

Coral Springs RC Track Race Day

Ser#42318

Timing and Scoring by www.RCScoringPro.com

Sponsor	Driver Name	Car	Pos	Laps	Race Time	Behind	Fast Lap	Average Top 5	Top 10	Top 15	Q#
	Intravia, Chris	6	1	12	5:10.796		24.587	25.018	25.490		22
	Honcho, Mke	8	2	11	5:22.640		25.625	28.491	29.159		17
	Gibson, Adrian	9	3	10	5:07.594		28.464	29.197	30.759		18
	Uhrick, Eric	4	4	10	5:16.439	8.845	27.717	28.810	31.644		20
	Hancock, John	3	5	10	5:26.158	18.564	29.415	29.914	32.616		19
	Louis, Richard	1	6	9	5:14.093		32.509	33.374			24
	Garcia, Ricky "Bobby"	7	7	9	5:19.481	5.388	29.877	31.937			21
	Brown, Bruce	5	8	8	5:30.471		33.738	38.254			23

Car# 1	2	3	4	5	6	7	8	9	10
Louis	Hancock	Uhrick	Brown	Intravia	Garcia	Honcho	Gibson		
1. 6/33.809		4/30.107	7/39.244	8/46.898	2/28.450	5/31.295	1/25.625	3/28.524	
2. 6/33.622		4/33.814	7/33.420	8/39.894	1/26.356	5/33.342	2/29.572	3/32.281	
3. 6/33.692		5/35.415	7/28.637	8/49.763	1/25.130	4/31.750	2/29.343	3/29.503	
4. 6/32.509		4/29.415	5/28.213	8/41.650	1/24.587	7/37.967	2/30.528	3/28.992	
5. 6/38.468		4/29.415	5/33.347	8/33.738	1/25.687	7/41.756	2/29.955	3/28.464	
6. 6/33.252		5/35.677	4/30.597	8/38.603	1/25.341	7/29.877	2/29.145	3/32.812	
7. 6/33.795		5/29.419	4/28.884	8/42.540	1/24.618	7/41.650	2/29.705	3/32.583	
8. 6/40.194		4/31.215	5/35.095	8/37.385	1/25.820	7/38.421	2/29.203	3/30.504	
9. 6/34.752		4/33.307	5/31.285		1/25.413	7/33.423	2/29.371	3/32.770	
10.		5/38.374	4/27.717		1/26.154		2/29.141	3/31.161	
11.					1/25.797		2/31.052		
12.					1/27.443				

Pro 4 Mod (B Main)

Round 3

Top Qualifier is Deppen, Randy 12/5: 17.173 (Rnd 2)

2

Coral Springs RC Track Race Day

Ser#42318

Timing and Scoring by www.RCScoringPro.com

Sponsor	Driver Name	Car	Pos	Laps	Race Time	Behind	Fast Lap	Average Top 5	Top 10	Top 15	Q#
	Strickler, Mke	4	1	9	5:27.537		31.878	33.781			9
	Gibson, Adrian	5	2	9	5:36.564	9.027	34.137	35.643			11
	Merrill, James	7	3	9	5:46.409	18.872	33.375	35.668			12
	Semas, Tim	1	4	3	5:32.106		48.365				13
	Louis, Richard	2	5	1	0:41.249		41.249				10

Car#	1	2	3	4	5	6	7	8	9	10
	Semas	Louis		Strickler	Gibson		Merrill			
1.	5/229.316	3/41.249		2/35.135	4/41.463		1/33.375			
2.	4/54.425			2/43.000	3/41.853		1/39.500			
3.	4/48.365			2/34.737	3/35.468		1/39.708			
4.				3/44.376	2/34.949		1/35.086			
5.				2/31.878	3/37.137		1/36.022			
6.				2/33.996	3/37.300		1/36.604			
7.				1/33.158	3/34.137		2/37.253			
8.				1/35.526	3/36.522		2/37.698			
9.				1/35.731	2/37.735		3/51.163			

E-buggy (B Main)

Top Qualifier is Perez, Luis 12/5: 14.794 (Rnd 2)

Round 3

3

Coral Springs RC Track Race Day

Ser#42318

Timing and Scoring by www.RCScoringPro.com

Sponsor	Driver Name	Car	Pos	Laps	Race Time	Behind	Fast Lap	Average Top 5	Top 10	Top 15	Q#
	Intravia, Chris	9	1	12	5:15.085		24.765	25.173	25.608		Bump
	Barbera, Joe	6	2	11	5:10.558		26.148	26.503	27.591		12
	Hutton, Jonathan	4	3	11	5:16.973	6.415	25.016	26.732	28.179		9
	Vancuren, Ken	8	4	11	5:18.743	8.185	26.719	27.802	28.729		16
	Honcho, Mke	10	5	11	5:27.705	17.147	27.816	28.128	28.921		Bump
	Romani, Ron	5	6	11	5:29.013	18.455	26.936	27.550	29.169		15
	Merrill, James	2	7	10	5:01.800		27.592	28.506	30.180		14
	Brown, Mke	3	8	10	5:23.636	21.836	28.550	29.152	32.364		10
	Diaz, Mke	7	9	10	5:25.061	23.261	26.031	27.991	32.506		11
	Barcia, Tom	1	10	10	5:26.171	24.371	27.744	29.917	32.617		13

Car#	1	2	3	4	5	6	7	8	9	10
	Barcia	Merrill	Brown	Hutton	Romani	Barbera	Diaz	Vancuren	Intravia	Honcho
1.	10/33.759	8/31.268	4/28.589	1/25.016	3/27.452	7/30.942	2/26.160	9/31.454	6/30.623	5/29.761
2.	7/31.770	6/33.380	8/37.822	3/35.187	5/33.568	2/27.291	9/41.477	4/28.874	1/25.379	10/38.495
3.	6/27.744	8/29.995	10/32.034	4/30.906	5/30.934	2/26.148	7/26.031	3/27.932	1/26.481	9/29.636
4.	5/28.845	7/28.569	10/29.007	4/30.582	6/30.363	2/26.519	8/30.968	3/27.369	1/25.391	9/28.447
5.	8/34.851	7/32.088	9/39.666	4/26.628	5/30.507	2/26.656	10/45.621	3/29.130	1/25.132	6/28.254
6.	8/31.589	7/27.893	10/29.667	4/26.948	5/28.234	2/28.771	9/26.151	3/26.719	1/28.382	6/27.838
7.	8/30.679	6/28.483	9/29.946	4/28.947	5/26.936	2/26.227	10/30.643	3/29.290	1/24.765	7/30.712
8.	8/36.321	6/27.592	10/35.597	4/27.465	5/26.970	2/34.646	9/34.255	3/29.489	1/25.366	7/28.285
9.	10/39.887	7/31.928	8/28.550	4/28.155	5/28.567	2/28.823	9/32.220	3/28.116	1/25.224	6/27.816
10.	10/30.726	7/30.604	8/32.758	3/27.604	5/28.160	2/26.967	9/31.535	4/29.649	1/26.224	6/28.770
11.				3/29.535	6/37.322	2/27.568		4/30.721	1/25.697	5/29.691
12.									1/26.421	

Nitro Buggy (A Main)

Top Qualifier is Collins, Bart 12/5: 20.620 (Rnd 2)

Round 3

4

Coral Springs RC Track Race Day

Ser#42318

Timing and Scoring by www.RCScoringPro.com

Sponsor	Driver Name	Car	Pos	Laps	Race Time	Behind	Fast Lap	Average Top 5	Top 10	Top 15	Q#
	Perez, Luis	8	1	46	20:22.827		23.143	24.188	24.441	24.596	2
	Bellotti, Mke	9	2	45	20:15.238		24.342	24.830	25.131	25.346	3
	Mennella, Mchael	11	3	44	20:25.573		25.059	25.128	25.313	25.505	11
	Reyes, Yoandy	2	4	44	20:26.093	0.520	25.099	25.177	25.371	25.703	4
	Neddeff, Matt	7	5	41	20:02.820		26.659	27.051	27.377	27.527	5
	Diaz, Mke	5	6	40	20:21.723		26.604	27.244	27.580	27.868	6
	Garcia, Ricky "Bobby"	3	7	34	20:14.621		28.752	30.042	31.077	31.936	9
	Barcia, Tom	10	8	26	13:57.886		27.668	28.994	29.416	29.711	10
	Davis, Teddy	4	9	24	20:13.840		28.530	29.597	30.166	30.898	8
	Mendana, Carlos	1	10	15	8:43.865		25.304	25.622	26.125	34.924	7
	Collins, Bart	6	11	7	3:05.826		22.875	25.382			1

Car#	1	2	3	4	5	6	7	8	9	10
	Mendana	Reyes	Garcia	Davis	Diaz	Collins	Neddeff	Perez	Bellotti	Barcia
1.	5/29.168	4/25.121	9/34.080	11/38.426	10/35.017	1/22.875	8/32.659	2/23.143	3/24.342	6/29.975
2.	5/25.304	4/26.389	10/30.746	11/34.232	9/27.330	1/25.974	8/28.225	2/25.716	3/25.707	7/29.661
3.	4/26.569	5/30.180	10/37.509	11/31.665	8/29.247	3/29.428	9/33.029	1/24.600	2/24.821	7/30.882
4.	4/25.421	5/25.099	11/39.042	10/35.383	7/27.971	3/24.575	8/27.671	1/24.879	2/27.422	9/34.224
5.	4/28.660	5/28.759	11/38.614	10/30.273	7/26.604	3/26.779	9/37.145	1/24.915	2/26.430	8/29.513
6.	4/26.174	5/27.749	11/38.257	10/30.315	7/30.406	3/26.705	9/31.815	1/24.508	2/27.014	8/35.303
7.	4/27.741	5/27.548	10/32.858	11/379.734	7/28.703	3/29.490	8/28.581	1/29.877	2/26.637	9/37.480
8.	3/25.777	4/26.543	9/34.585	10/30.409	6/29.279		7/28.558	1/25.489	2/28.307	8/32.553
9.	3/26.072	4/30.775	9/32.876	10/29.138	6/28.960		7/35.088	1/29.061	2/25.897	8/29.727
10.	3/25.895	4/26.092	9/36.921	10/38.010	6/29.985		7/28.785	1/25.037	2/25.477	8/30.665
11.	3/27.759	4/26.692	9/36.348	10/29.915	6/29.469		7/26.989	1/27.335	2/25.533	8/33.972
12.	3/25.715	4/26.849	9/37.490	10/30.932	6/27.948		7/27.971	1/26.213	2/27.651	8/29.910
13.	3/27.051	4/26.484	9/31.587	10/34.409	6/29.327		7/27.102	1/24.872	2/24.955	8/31.580
14.	8/149.282	3/31.204	9/35.713	10/49.352	5/29.681		6/27.605	1/25.065	2/25.368	7/37.375
15.	8/27.277	3/30.804	9/47.757	10/32.320	5/28.257		6/28.360	1/31.423	2/26.979	7/50.001
16.		3/26.914	8/33.984	9/31.830	5/39.882		6/28.579	2/27.860	1/26.120	7/27.668
17.		3/39.018	8/33.945	9/30.658	6/28.438		5/26.659	1/24.420	2/26.052	7/30.006
18.		3/25.200	8/28.833	9/103.156	6/35.210		5/30.710	1/35.636	2/38.083	7/29.978
19.		3/28.439	8/32.864	9/30.127	6/35.082		5/29.287	1/25.181	2/29.018	7/29.836
20.		3/27.897	8/31.201	9/31.763	6/29.248		5/27.751	1/25.731	2/31.088	7/32.209
21.		3/27.548	8/35.803	9/31.365	6/28.796		5/29.463	1/25.254	2/27.718	7/29.329
22.		3/25.309	8/37.343	9/35.811	6/28.996		5/41.200	1/28.135	2/26.160	7/29.938
23.		3/27.477	8/33.376	9/28.530	6/33.796		5/27.745	1/25.369	2/25.735	7/33.633
24.		3/25.420	8/30.886	9/36.087	6/27.968		5/27.280	1/31.122	2/25.433	7/29.777
25.		3/27.061	8/49.146		6/31.044		5/28.947	1/24.980	2/24.704	7/28.800
26.		3/29.350	8/32.054		6/43.806		5/31.791	1/27.131	2/25.845	7/33.891
27.		3/26.478	7/38.155		6/29.216		5/28.000	1/25.593	2/26.604	
28.		3/27.033	7/35.614		6/27.434		5/28.363	1/24.799	2/26.860	
29.		4/29.582	7/36.100		6/27.797		5/27.224	1/24.886	2/39.030	
30.		3/27.266	7/34.171		6/27.481		5/28.502	1/28.341	2/26.392	
31.		4/37.663	7/28.752		6/29.787		5/27.877	1/33.156	2/26.139	
32.		4/26.390	7/52.839		6/28.021		5/31.191	1/24.361	2/26.024	
33.		4/25.311	7/34.181		6/41.656		5/28.378	1/24.506	2/26.925	
34.		4/25.846	7/30.991		6/30.726		5/28.978	1/24.704	2/25.961	
35.		4/27.532			6/33.131		5/28.158	1/24.629	2/25.328	
36.		4/26.581			6/27.369		5/27.771	1/35.701	2/25.345	
37.		4/25.156			6/27.903		5/27.871	1/25.191	2/26.064	
38.		4/25.807			6/29.092		5/27.745	1/25.880	2/27.676	
39.		4/29.688			6/32.445		5/28.156	1/25.225	2/26.359	
40.		4/29.517			6/29.215		5/27.760	1/24.739	2/26.746	
41.		4/27.918					5/27.851	1/25.001	2/25.929	
42.		4/30.234						1/25.269	2/25.701	
43.		4/25.444						1/25.455	2/29.865	
44.		4/26.726						1/26.035	2/26.904	
45.								1/28.220	2/26.890	

Pro 4 Mod (A Main)

Round 3

Top Qualifier is Deppen, Randy 12/5: 17.173 (Rnd 2)



Coral Springs RC Track Race Day

Ser#42318

Timing and Scoring by www.RCScoringPro.com

Sponsor	Driver Name	Car	Pos	Laps	Race Time	Behind	Fast Lap	Average Top 5	Top 10	Top 15	Q#
	Record, Corey	6	1	12	5:14.611		25.238	25.674	25.996		4
	Kirkpatrick, Matt	2	2	12	5:15.341	0.730	25.233	25.442	25.823		2
	Deppen, Randy	4	3	11	5:03.244		25.801	26.027	27.181		1
	Gardner, Joel	5	4	11	5:07.890	4.646	26.649	26.778	27.595		6
	Barbera, Joe	1	5	11	5:14.054	10.810	27.080	27.638	28.156		3
	Espinosa, Jack	7	6	11	5:17.105	13.861	26.889	27.671	28.446		5
	Baio, Joe	3	7	10	5:15.362		29.046	30.355	31.536		7
	Davis, Teddy	8	8	10	5:27.792	12.430	30.642	31.869	32.779		8
	Gibson, Adrian	10	9	8	5:22.011		34.815	38.114			Bump
	Strickler, Mke	9	10	1	0:46.784		46.784				Bump

Car#	1	2	3	4	5	6	7	8	9	10
	Barbera	Kirkpatrick	Baio	Deppen	Gardner	Record	Espinosa	Davis	Strickler	Gibson
1.	5/28.182	1/25.453	7/30.909	2/25.915	6/28.849	3/26.457	4/27.778	8/32.779	10/46.784	9/36.873
2.	6/29.093	1/25.233	7/30.868	3/27.385	5/26.674	2/26.299	4/27.388	8/32.480		9/41.175
3.	6/32.498	1/26.419	7/31.189	3/26.256	4/27.569	2/25.667	5/28.434	8/35.711		9/39.931
4.	6/28.523	1/25.623	7/30.755	3/29.742	5/31.937	2/26.037	4/28.454	8/31.940		9/37.777
5.	6/28.003	1/25.428	7/30.197	3/27.029	5/26.649	2/26.091	4/26.889	8/33.004		9/34.815
6.	6/28.881	1/26.036	7/31.168	3/25.861	5/26.757	2/25.762	4/27.877	8/34.069		9/42.749
7.	6/27.080	1/26.416	7/29.046	3/25.801	5/30.353	2/25.238	4/31.474	8/31.856		9/46.958
8.	6/27.094	1/25.475	7/35.159	3/26.717	4/26.974	2/26.701	5/29.287	8/32.425		9/41.733
9.	6/28.483	1/26.187	7/32.295	3/30.806	4/27.079	2/26.000	5/28.421	8/32.886		
10.	6/27.833	1/28.897	7/33.776	3/31.432	4/28.214	2/27.008	5/28.458	8/30.642		
11.	5/28.384	2/28.218		3/26.300	4/26.835	1/27.648	6/32.645			
12.		2/25.956				1/25.703				

13.5 4WD Buggy (A Main)

Top Qualifier is Kirkpatrick, Matt 12/5: 14.703 (Rnd 2)

Round 3

8

Coral Springs RC Track Race Day

Ser#42318

Timing and Scoring by www.RCScoringPro.com

Sponsor	Driver Name	Car	Pos	Laps	Race Time	Behind	Fast Lap	Average Top 5	Top 10	Top 15	Q#
	Kirkpatrick, Matt	7	1	12	5:07.113		24.469	24.966	25.371		1
	Mbrales, Fred	5	2	12	5:11.609	4.496	24.624	25.057	25.418		2
	Mbrales, Cameron	6	3	12	5:20.730	13.617	25.314	26.070	26.417		6
	Record, Jeff	4	4	12	5:26.447	19.334	25.611	26.011	26.773		3
	Honcho, Mke	1	5	10	5:02.909		27.183	28.474	30.291		7
	Lee, Pak	2	6	0							4
	Allen, Tom	3	7	0							5

Car#	1	2	3	4	5	6	7	8	9	10
	Honcho	Lee	Allen	Record	Morales	Morales	Kirkpatrick			
1.	5/32.205			3/25.611	2/25.159	4/28.663	1/24.469			
2.	5/29.942			3/26.868	2/26.138	4/25.998	1/26.129			
3.	5/29.802			3/26.053	2/25.020	4/27.900	1/25.223			
4.	5/30.048			3/29.342	2/25.670	4/26.672	1/25.247			
5.	5/27.183			3/25.984	2/25.034	4/25.314	1/24.595			
6.	5/27.402			4/29.374	2/24.624	3/26.593	1/25.297			
7.	5/29.730			4/26.091	2/30.071	3/26.772	1/25.989			
8.	5/36.758			4/26.318	2/25.595	3/26.744	1/25.819			
9.	5/28.252			4/26.800	2/25.448	3/26.970	1/25.582			
10.	5/31.587			4/26.635	2/25.789	3/26.452	1/25.355			
11.				4/28.549	2/27.356	3/25.993	1/26.636			
12.				4/28.822	2/25.705	3/26.659	1/26.772			

