



SFOFCSIII - Race 2

Ser#42318

Timing and Scoring by www.RCScoringPro.com

Sponsor	Driver Name	Car	Pos	Laps	Race Time	Behind	Fast Lap	Average Top 5	Top 10	Top 15	Q#
	Chavez, Daniel	4	1	11	5:07.216		26.708	27.074	27.471		1
	Record, Corey	1	2	11	5:20.613	13.397	28.271	28.444	28.888		2
	Mbrales, Fred	6	3	10	5:03.719		29.556	29.958	30.372		3
	Eich, Dustin	7	4	10	5:16.916	13.197	30.200	30.634	31.692		4
	Prine, Greg	5	5	9	5:08.445		31.873	32.310			5
	Romani, Ron	2	6	9	5:18.363	9.918	32.916	33.471			6
	Natoli, Jay	3	7	7	5:01.971		37.489	41.506			7

Car#	1	2	3	4	5	6	7	8	9	10
	Record	Romani	Natoli	Chavez	Prine	Morales	Eich			
1.	1/28.985	6/43.459	7/45.299	3/32.509	5/33.466	2/30.688	4/32.511			
2.	1/28.872	6/34.252	7/49.141	3/28.345	5/37.415	2/30.119	4/33.288			
3.	1/28.271	6/33.882	7/39.491	2/27.345	5/32.285	3/29.556	4/30.286			
4.	1/28.511	6/33.264	7/42.762	2/27.750	5/31.873	3/30.112	4/31.485			
5.	2/30.751	6/34.967	7/43.165	1/27.197	5/32.424	3/31.538	4/30.200			
6.	2/31.731	6/35.190	7/44.624	1/26.708	5/32.870	3/30.516	4/31.712			
7.	2/28.351	6/32.916	7/37.489	1/27.476	5/32.099	3/30.734	4/30.830			
8.	2/28.455	6/33.042		1/27.077	5/36.944	3/29.918	4/30.369			
9.	2/28.730	6/37.391		1/27.041	5/39.069	3/30.085	4/34.236			
10.	2/29.326			1/27.526		3/30.453	4/31.999			
11.	2/28.630			1/28.242						

2WD Stock

Round 1

Top Qualifier is Chavez, Daniel 11/5:07.216 (Rnd 1)

2

SFOFCSIII - Race 2

Ser#42318

Timing and Scoring by www.RCScoringPro.com

Sponsor	Driver Name	Car	Pos	Laps	Race Time	Behind	Fast Lap	Average Top 5	Top 10	Top 15	Q#
	Everett, Erik	6	1	10	5:28.345		30.890	31.136	32.834		5
	Hutton, Jonathan	3	2	10	5:28.493	0.148	30.817	31.271	32.849		6
	Alfaro, Joshua	5	3	10	5:28.612	0.267	31.586	32.051	32.861		7
	Mbrales, Cameron	4	4	10	5:33.449	5.104	31.690	32.443	33.345		8
	Serio, Phil	1	5	9	5:16.720		31.894	33.501			10
	Prine, Jordan	2	6	3	1:57.112		35.405				13

Car#	1	2	3	4	5	6	7	8	9	10
	Serio	Prine	Hutton	Morales	Alfaro	Everett				
1.	4/33.305	6/39.487	1/32.161	2/32.464	3/33.075	5/36.091				
2.	2/31.894	6/35.405	1/30.817	3/33.576	4/32.988	5/31.234				
3.	5/37.534	6/42.220	4/36.538	3/33.342	1/31.898	2/30.941				
4.	5/35.727		2/30.849	4/34.797	1/31.822	3/33.675				
5.	5/34.519		2/37.363	3/35.558	1/31.586	4/38.675				
6.	5/34.277		2/30.918	3/32.428	1/33.576	4/31.995				
7.	5/33.535		2/31.854	4/31.690	1/32.087	3/31.002				
8.	5/34.495		2/32.836	4/33.139	1/33.306	3/32.227				
9.	5/41.434		2/33.239	4/32.495	1/35.413	3/31.615				
10.			2/31.918	4/33.960	3/32.861	1/30.890				

	Top Qualifiers	Qual#	Laps	Race Time (Difference)	Round	Race	Pos in Race	Fast Lap
	Chavez, Daniel	1	11	5:07.216	1	1	1	26.708
	Record, Corey	2	11	5:20.613 13.39	1	1	2	28.271
	Morales, Fred	3	10	5:03.719	1	1	3	29.556
	Eich, Dustin	4	10	5:16.916 13.19	1	1	4	30.200
	Everett, Erik	5	10	5:28.345 11.42	1	2	1	30.890
	Hutton, Jonathan	6	10	5:28.493 0.148	1	2	2	30.817
	Alfaro, Joshua	7	10	5:28.612 0.119	1	2	3	31.586
	Morales, Cameron	8	10	5:33.449 4.837	1	2	4	31.690
	Prine, Greg	9	9	5:08.445	1	1	5	31.873
	Serio, Phil	10	9	5:16.720 8.275	1	2	5	31.894

2WD Modified Buggy


Round 1

3

SFOFCSIII - Race 2

Ser#42318

Timing and Scoring by www.RCScoringPro.com

Sponsor	Driver Name	Car	Pos	Laps	Race Time	Behind	Fast Lap	Average Top 5	Top 10	Top 15	Q#
	Lopez, Jader	1	1	11	5:11.408		27.738	27.950	28.206		1
	Record, Corey	2	2	11	5:16.777	5.369	27.064	27.709	28.356		2
	Lee, Pak	7	3	11	5:23.112	11.704	27.669	28.182	28.990		3
	Collins, Bart	6	4	11	5:25.580	14.172	28.564	28.821	29.267		4
	Delfino, Scott	8	5	11	5:26.755	15.347	29.013	29.277	29.641		5
	Gardner, Joel	5	6	10	5:18.764		30.870	30.985	31.876		6
	Reyes, Jaron	4	7	9	5:01.085		30.636	31.913			7
	Intravia, Chris	3	8	0							8

Car#	1	2	3	4	5	6	7	8	9	10
	Lopez	Record	Intravia	Reyes	Gardner	Collins	Lee	Delfino		
1.	1/28.416	2/28.748		7/33.973	5/33.044	3/28.987	6/33.216	4/29.869		
2.	2/29.352	1/28.642		7/38.115	6/36.248	3/29.617	5/32.411	4/29.183		
3.	2/28.565	1/27.064		7/34.632	6/31.150	3/29.243	5/29.175	4/29.718		
4.	2/28.306	1/28.590		7/30.636	6/30.990	4/32.912	5/28.487	3/30.349		
5.	1/28.073	2/29.932		7/31.961	6/30.870	4/29.631	5/27.669	3/29.034		
6.	1/28.122	2/28.007		7/34.690	6/31.185	5/30.169	4/28.434	3/30.016		
7.	1/28.075	2/33.214		7/31.681	6/31.194	5/29.902	4/29.135	3/29.438		
8.	1/27.738	2/27.628		7/34.081	6/30.974	5/28.868	3/28.409	4/29.774		
9.	1/28.019	2/27.928		7/31.316	6/32.169	5/28.564	3/27.912	4/30.269		
10.	1/27.843	2/29.108			6/30.940	4/28.820	3/28.848	5/30.092		
11.	1/28.899	2/27.916				4/28.867	3/29.416	5/29.013		

Top Qualifiers	Qual#	Laps	Race Time (Difference)		Round	Race	Pos in Race	Fast Lap
Lopez, Jader	1	11	5:11.408		1	3	1	27.738
Record, Corey	2	11	5:16.777	5.369	1	3	2	27.064
Lee, Pak	3	11	5:23.112	6.335	1	3	3	27.669
Collins, Bart	4	11	5:25.580	2.468	1	3	4	28.564
Delfino, Scott	5	11	5:26.755	1.175	1	3	5	29.013
Gardner, Joel	6	10	5:18.764		1	3	6	30.870
Reyes, Jaron	7	9	5:01.085		1	3	7	30.636
Intravia, Chris	8	0			1	3	8	

13.5 4WD Buggy

Round 1

4

SFOFCSIII - Race 2

Ser#42318

Timing and Scoring by www.RCScoringPro.com

Sponsor	Driver Name	Car	Pos	Laps	Race Time	Behind	Fast Lap	Average Top 5	Top 10	Top 15	Q#
	Allen, Tom	6	1	12	5:18.706		25.712	26.165	26.454		1
	Iler, David	4	2	12	5:24.533	5.827	26.393	26.529	26.873		2
	Kirkpatrick, Matt	5	3	12	5:25.828	7.122	26.582	26.783	26.979		3
	Mbrales, Fred	2	4	11	5:05.776		26.114	26.751	27.564		4
	Iler, Jessica	7	5	11	5:09.208	3.432	26.598	27.247	27.842		5
	Prine, Jordan	1	6	11	5:20.021	14.245	27.536	27.878	28.744		6
	Prine, Greg	3	7	10	5:09.771		28.598	29.363	30.977		7



Car#	1	2	3	4	5	6	7	8	9	10
	Prine	Morales	Prine	Iler	Kirkpatrick	Allen	Iler			
1.	6/28.192	2/28.061	7/30.063	5/28.181	4/28.146	1/27.121	3/28.080			
2.	6/27.748	2/27.134	7/28.598	5/27.623	4/27.573	1/26.728	3/27.245			
3.	5/28.619	4/28.706	7/30.427	3/27.015	2/26.582	1/27.044	6/29.466			
4.	5/27.791	4/26.820	7/29.513	3/27.541	2/26.999	1/26.697	6/28.243			
5.	5/27.536	4/26.847	7/31.375	3/27.086	2/26.945	1/26.775	6/27.850			
6.	6/31.642	5/29.949	7/28.674	2/26.508	3/27.887	1/26.291	4/26.598			
7.	6/29.258	4/27.262	7/33.193	3/27.195	2/26.977	1/25.944	5/30.793			
8.	6/29.067	4/26.840	7/32.532	2/26.686	3/27.384	1/26.717	5/27.601			
9.	6/32.582	4/30.135	7/35.429	2/26.393	3/26.754	1/25.712	5/27.386			
10.	6/28.122	4/27.908	7/29.967	2/27.246	3/26.769	1/26.799	5/28.541			
11.	6/29.464	4/26.114		2/26.606	3/26.888	1/26.291	5/27.405			
12.				2/26.453	3/26.924	1/26.587				

Top Qualifiers	Qual#	Laps	Race Time (Difference)	Round	Race	Pos in Race	Fast Lap
Allen, Tom	1	12	5:18.706	1	4	1	25.712
Iler, David	2	12	5:24.533 5.827	1	4	2	26.393
Kirkpatrick, Matt	3	12	5:25.828 1.295	1	4	3	26.582
Morales, Fred	4	11	5:05.776	1	4	4	26.114
Iler, Jessica	5	11	5:09.208 3.432	1	4	5	26.598
Prine, Jordan	6	11	5:20.021 10.81	1	4	6	27.536
Prine, Greg	7	10	5:09.771	1	4	7	28.598

SFOFCSIII - Race 2

Ser#42318

Timing and Scoring by www.RCScoringPro.com

Sponsor	Driver Name	Car	Pos	Laps	Race Time	Behind	Fast Lap	Average Top 5	Top 10	Top 15	Q#
	Intravia, Chris	6	1	12	5:03.790		24.773	24.970	25.203		1
	Chavez, Daniel	3	2	12	5:08.356	4.566	24.797	24.944	25.437		2
	Eich, Dustin	10	3	12	5:15.911	12.121	25.341	25.561	25.924		3
	Record, Corey	1	4	12	5:16.939	13.149	25.280	25.512	26.034		4
	Lazar, Janos "Lazi"	4	5	12	5:25.076	21.286	24.974	25.286	26.392		5
	Gardner, Joel	7	6	11	5:08.723		26.795	26.928	27.481		6
	Hutton, Jonathan	9	7	11	5:13.000	4.277	26.755	27.185	28.100		7
	Romani, Ron	8	8	11	5:19.681	10.958	26.486	27.073	28.006		8
	Honcho, Mke	2	9	10	5:24.983		28.759	29.789	32.498		9
	Kretzschmar, Loren	11	10	1	0:28.429		28.429				10
	Lee, Pak	5	11	0							11

Car#	1	2	3	4	5	6	7	8	9	10
	Record	Honcho	Chavez	Lazar	Lee	Intravia	Gardner	Romani	Hutton	Eich
1.	3/25.717	9/30.480	1/24.797	4/25.744		2/24.984	10/33.911	6/27.863	7/28.024	5/25.886
2.	4/26.221	8/29.688	2/26.328	6/30.628		1/25.578	9/27.670	7/29.323	5/28.272	3/25.642
3.	4/29.011	9/30.415	2/25.890	5/25.937		1/24.954	8/27.224	6/27.625	7/30.803	3/27.575
4.	4/25.280	9/28.759	2/26.290	5/27.355		1/25.339	7/26.986	6/27.789	8/32.004	3/25.341
5.	4/27.592	9/34.189	2/25.018	5/24.981		1/25.555	7/27.924	6/27.133	8/27.073	3/25.516
6.	4/26.707	9/29.605	2/24.889	5/28.322		1/24.773	7/26.795	6/27.338	8/28.692	3/25.745
7.	4/25.293	9/33.167	2/25.751	5/24.974		1/25.475	7/26.952	6/26.784	8/28.050	3/25.753
8.	4/27.021	9/34.168	2/27.654	5/26.815		1/25.288	7/26.881	6/28.471	8/27.229	3/25.696
9.	4/25.780	9/38.052	2/25.022	5/25.299		1/25.177	6/28.117	8/39.617	7/29.254	3/25.610
10.	4/25.684	9/36.460	2/25.495	5/29.061		1/26.184	6/27.024	8/26.486	7/26.844	3/26.481
11.	4/27.046		2/24.992	5/25.434		1/25.520	6/29.239	8/31.252	7/26.755	3/28.911
12.	4/25.587		2/26.230	5/30.526		1/24.963				3/27.755

Car#	11	12	13	14	15	16	17	18	19	20
	Kretzschmar									
1.	8/28.429									
2.										
3.										
4.										
5.										
6.										
7.										
8.										
9.										
10.										
11.										
12.										

Top Qualifiers	Qual#	Laps	Race Time (Difference)	Round	Race	Pos in Race	Fast Lap
Intravia, Chris	1	12	5:03.790	1	5	1	24.773
Chavez, Daniel	2	12	5:08.356 4.566	1	5	2	24.797
Eich, Dustin	3	12	5:15.911 7.555	1	5	3	25.341
Record, Corey	4	12	5:16.939 1.028	1	5	4	25.280
Lazar, Janos "Lazi"	5	12	5:25.076 8.137	1	5	5	24.974
Gardner, Joel	6	11	5:08.723	1	5	6	26.795
Hutton, Jonathan	7	11	5:13.000 4.277	1	5	7	26.755
Romani, Ron	8	11	5:19.681 6.681	1	5	8	26.486
Honcho, Mike	9	10	5:24.983	1	5	9	28.759
Kretzschmar, Loren	10	1	28.429	1	5	10	28.429



SFOFCSIII - Race 2

Ser#42318

Timing and Scoring by www.RCScoringPro.com

Sponsor	Driver Name	Car	Pos	Laps	Race Time	Behind	Fast Lap	Average Top 5	Top 10	Top 15	Q#
	Kirkpatrick, Matt	5	1	11	5:06.021		25.794	26.738	27.574		1
	Espinosa, Jack	4	2	11	5:14.311	8.290	27.366	28.090	28.437		2
	Fabiani, Massimo	3	3	11	5:18.868	12.847	26.995	27.171	28.593		3
	Prine, Jordan	2	4	10	5:14.981		28.719	29.001	31.498		4
	Prine, Greg	7	5	10	5:24.098	9.117	29.588	30.648	32.410		5
	Hancock, John	10	6	10	5:27.502	12.521	30.639	31.368	32.750		6
	Serio, Phil	6	7	9	5:09.236		32.497	32.742			7
	Diamantakis, Anastasios	8	8	9	5:12.900	3.664	31.726	33.073			8
	Strickler, Mke	9	9	8	5:16.374		36.085	38.075			9
	Alfaro, Joshua	1	10	0							10

Car#	1	2	3	4	5	6	7	8	9	10
	Alfaro	Prine	Fabiani	Espinosa	Kirkpatrick	Serio	Prine	Diamantakis	Strickler	Hancock
1.		5/32.588	1/27.531	2/27.706	3/30.102	6/32.737	7/34.920	8/35.213	9/36.085	4/31.576
2.		6/34.343	2/28.985	1/28.693	3/27.217	5/32.497	7/34.278	8/34.032	9/41.315	4/32.465
3.		4/28.976	1/27.118	3/28.604	2/27.432	7/37.386	6/29.588	8/38.253	9/38.847	5/32.650
4.		4/28.962	2/29.729	3/28.552	1/26.177	7/32.570	6/33.246	8/37.123	9/40.307	5/30.639
5.		4/28.748	3/32.934	2/28.976	1/28.388	7/32.827	5/30.857	8/32.466	9/40.511	6/39.574
6.		4/28.719	3/26.995	2/28.960	1/28.352	7/37.834	5/36.660	8/33.224	9/38.969	6/33.896
7.		4/33.142	3/32.423	2/28.505	1/27.618	7/33.078	5/31.755	8/33.919	9/44.173	6/32.076
8.		4/29.600	3/30.657	2/27.366	1/30.283	7/33.367	5/30.869	8/36.944	9/36.167	6/31.771
9.		4/39.084	3/27.177	2/28.323	1/27.590	7/36.940	5/31.657	8/31.726		6/31.450
10.		4/30.819	3/28.285	2/28.689	1/27.068		5/30.268			6/31.405
11.			3/27.034	2/29.937	1/25.794					

Top Qualifiers	Qual#	Laps	Race Time (Difference)	Round	Race	Pos in Race	Fast Lap
Kirkpatrick, Matt	1	11	5:06.021	1	6	1	25.794
Espinosa, Jack	2	11	5:14.311 8.290	1	6	2	27.366
Fabiani, Massimo	3	11	5:18.868 4.557	1	6	3	26.995
Prine, Jordan	4	10	5:14.981	1	6	4	28.719
Prine, Greg	5	10	5:24.098 9.117	1	6	5	29.588
Hancock, John	6	10	5:27.502 3.404	1	6	6	30.639
Serio, Phil	7	9	5:09.236	1	6	7	32.497
Diamantakis, Anastasios	8	9	5:12.900 3.664	1	6	8	31.726
Strickler, Mike	9	8	5:16.374	1	6	9	36.085
Alfaro, Joshua	10	0		1	6	10	

Pro 4 Mod

Top Qualifier is Kirkpatrick, Matt 11/5:06.021 (Rnd 1)

Round 1

7

SFOFCSIII - Race 2

Ser#42318

Timing and Scoring by www.RCScoringPro.com

Sponsor	Driver Name	Car	Pos	Laps	Race Time	Behind	Fast Lap	Average Top 5	Top 10	Top 15	Q#
	Deppen, Randy	10	1	11	5:02.382		25.472	25.948	26.985		1
	Record, Corey	4	2	11	5:03.511	1.129	25.563	25.963	27.158		2
	Lazar, Janos "Lazi"	6	3	11	5:09.484	7.102	25.370	25.775	27.134		4
	Gardner, Joel	7	4	11	5:19.684	17.302	26.706	27.877	28.683		7
	Mendana, Carlos	2	5	10	5:00.177		27.109	28.628	30.018		8
	Barbera, Joe	8	6	10	5:07.648	7.471	29.135	29.362	30.765		9
	Record, Jeff	3	7	10	5:29.453	29.276	29.315	30.204	32.945		13
	Jones, Jeff	5	8	10	5:30.479	30.302	30.115	30.796	33.048		14
	Baio, Joe	9	9	9	5:02.373		31.616	32.194			15
	Lee, Pak	1	10	0							20



Car#	1	2	3	4	5	6	7	8	9	10
	Lee	Mendana	Record	Record	Jones	Lazar	Gardner	Barbera	Baio	Deppen
1.		5/29.056	7/29.793	1/25.902	8/30.115	2/26.042	4/28.482	6/29.351	9/34.838	3/27.139
2.		7/32.126	6/30.799	2/27.296	9/41.024	1/27.030	4/29.367	5/29.284	8/31.616	3/26.768
3.		5/29.439	8/38.974	1/25.563	9/32.990	3/28.642	4/29.474	6/32.494	7/32.365	2/25.694
4.		6/33.239	7/29.315	1/25.913	9/31.236	4/38.141	3/30.029	5/29.135	8/33.208	2/25.778
5.		6/29.628	7/34.778	1/26.694	8/31.074	4/26.685	3/28.049	5/29.415	9/38.423	2/26.027
6.		6/32.606	7/30.168	1/29.735	8/30.613	5/33.214	3/29.086	4/29.625	9/32.523	2/32.531
7.		5/29.024	7/35.546	1/26.235	8/33.497	4/26.039	3/29.491	6/37.824	9/31.866	2/31.233
8.		5/28.709	8/32.238	1/26.202	7/30.943	4/25.501	3/26.706	6/30.203	9/34.936	2/28.079
9.		5/27.109	8/36.898	1/27.049	7/31.799	3/25.370	4/32.852	6/29.899	9/32.598	2/26.853
10.		5/29.241	7/30.944	1/30.990	8/37.188	3/25.921	4/27.204	6/30.418		2/25.472
11.				2/31.932		3/26.899	4/28.944			1/26.808

Top Qualifiers	Qual#	Laps	Race Time (Difference)	Round	Race	Pos in Race	Fast Lap
Deppen, Randy	1	11	5:02.382	1	7	1	25.472
Record, Corey	2	11	5:03.511 1.129	1	7	2	25.563
Kirkpatrick, Matt	3	11	5:06.021 2.510	1	6	1	25.794
Lazar, Janos "Lazi"	4	11	5:09.484 3.463	1	7	3	25.370
Espinosa, Jack	5	11	5:14.311 4.827	1	6	2	27.366
Fabiani, Massimo	6	11	5:18.868 4.557	1	6	3	26.995
Gardner, Joel	7	11	5:19.684 0.816	1	7	4	26.706
Mendana, Carlos	8	10	5:00.177	1	7	5	27.109
Barbera, Joe	9	10	5:07.648 7.471	1	7	6	29.135
Prine, Jordan	10	10	5:14.981 7.333	1	6	4	28.719



SFOFCSIII - Race 2

Ser#42318

Timing and Scoring by www.RCScoringPro.com

Sponsor	Driver Name	Car	Pos	Laps	Race Time	Behind	Fast Lap	Average Top 5	Top 10	Top 15	Q#
	Mennella, Mchael	2	1	12	5:16.955		25.326	25.647	26.054		1
	Alfaro, Joshua	6	2	11	5:02.347		25.692	26.256	26.968		2
	Brown, Mke	1	3	11	5:07.351	5.004	26.615	26.973	27.640		3
	Romani, Ron	7	4	11	5:10.614	8.267	26.059	26.760	27.785		4
	Mbrales, Cameron	3	5	10	5:00.505		28.341	28.879	30.050		5
	Hancock, John	5	6	9	5:01.506		30.249	31.699			6
	Honcho, Mke	4	7	9	5:10.332	8.826	28.235	29.520			7

Car#	1	2	3	4	5	6	7	8	9	10
	Brown	Mennella	Morales	Honcho	Hancock	Alfaro	Romani			
1.	3/27.720	1/25.441	6/31.962	5/30.275	7/33.731	2/27.002	4/30.146			
2.	3/26.615	1/25.681	7/34.483	5/28.235	6/30.829	2/26.826	4/27.975			
3.	2/28.176	1/27.382	6/29.967	5/29.799	7/33.770	4/32.666	3/28.142			
4.	2/26.907	1/25.326	6/28.744	5/29.127	7/33.209	3/27.061	4/27.564			
5.	2/27.732	1/26.553	6/29.256	5/30.164	7/35.456	4/28.072	3/26.059			
6.	2/29.065	1/25.730	6/29.709	5/32.853	7/30.249	3/26.489	4/30.227			
7.	2/28.706	1/26.474	5/29.295	7/63.021	6/39.142	3/27.088	4/32.761			
8.	3/30.949	1/26.057	5/29.987	7/30.779	6/30.479	2/25.901	4/27.077			
9.	3/27.860	1/29.036	5/28.341	7/36.079	6/34.641	2/25.692	4/27.299			
10.	3/26.631	1/26.737	5/28.761			2/26.372	4/26.710			
11.	3/26.990	1/26.166				2/29.178	4/26.654			
12.		1/26.372								

Top Qualifiers	Qual#	Laps	Race Time (Difference)		Round	Race	Pos in Race	Fast Lap
Mennella, Michael	1	12	5:16.955		1	8	1	25.326
Alfaro, Joshua	2	11	5:02.347		1	8	2	25.692
Brown, Mike	3	11	5:07.351	5.004	1	8	3	26.615
Romani, Ron	4	11	5:10.614	3.263	1	8	4	26.059
Morales, Cameron	5	10	5:00.505		1	8	5	28.341
Hancock, John	6	9	5:01.506		1	8	6	30.249
Honcho, Mike	7	9	5:10.332	8.826	1	8	7	28.235

E-buggy

Top Qualifier is Mennella, Michael 12/5: 16.955 (Rnd 1)

Round 1



SFOFCSIII - Race 2

Ser#42318

Timing and Scoring by www.RCScoringPro.com

Sponsor	Driver Name	Car	Pos	Laps	Race Time	Behind	Fast Lap	Average Top 5	Top 10	Top 15	Q#
	Perez, Luis	5	1	12	5:03.261		24.281	24.651	25.015		1
	Mbrales, Fred	1	2	12	5:25.921	22.660	26.240	26.473	26.920		3
	Diaz, Mke	2	3	11	5:18.358		26.781	27.259	28.473		7
	Merrill, James	8	4	11	5:24.450	6.092	27.565	28.514	29.064		8
	Natoli, Jay	3	5	11	5:25.759	7.401	27.418	28.095	29.265		9
	Johnston, Richard	7	6	10	5:02.986		27.947	28.917	30.299		11
	Hutton, Jonathan	6	7	6	3:02.444		27.433	29.087			14

Car#	1	2	3	4	5	6	7	8	9	10
	Morales	Diaz	Natoli		Perez	Hutton	Johnston	Merrill		
1.	2/27.646	3/28.084	4/28.307		1/26.784	7/37.009	5/29.479	6/33.815		
2.	2/26.335	3/26.943	4/28.782		1/26.331	7/27.542	5/28.360	6/30.297		
3.	2/27.772	3/27.652	5/29.663		1/25.746	6/27.433	4/27.947	7/29.030		
4.	2/26.674	3/32.878	5/32.807		1/24.843	6/29.610	4/32.233	7/28.662		
5.	2/26.567	3/26.837	5/28.419		1/25.081	7/31.530	4/29.599	6/29.963		
6.	2/26.240	3/29.290	6/33.111		1/25.330	7/29.320	4/29.199	5/28.840		
7.	2/26.797	3/29.756	5/27.418		1/24.661		4/30.702	6/28.770		
8.	2/27.528	3/33.625	5/32.000		1/24.953		6/33.580	4/28.733		
9.	2/28.751	3/28.403	5/28.919		1/24.516		6/30.275	4/27.565		
10.	2/27.971	3/26.781	5/27.878		1/24.281		6/31.612	4/29.495		
11.	2/27.092	3/28.109	5/28.455		1/25.646			4/29.280		
12.	2/26.548				1/25.089					

Top Qualifiers	Qual#	Laps	Race Time (Difference)	Round	Race	Pos in Race	Fast Lap
Perez, Luis	1	12	5:03.261	1	9	1	24.281
Mennella, Michael	2	12	5:16.955 13.69	1	8	1	25.326
Morales, Fred	3	12	5:25.921 8.966	1	9	2	26.240
Alfaro, Joshua	4	11	5:02.347	1	8	2	25.692
Brown, Mike	5	11	5:07.351 5.004	1	8	3	26.615
Romani, Ron	6	11	5:10.614 3.263	1	8	4	26.059
Diaz, Mike	7	11	5:18.358 7.744	1	9	3	26.781
Merrill, James	8	11	5:24.450 6.092	1	9	4	27.565
Natoli, Jay	9	11	5:25.759 1.309	1	9	5	27.418
Morales, Cameron	10	10	5:00.505	1	8	5	28.341

E-buggy

Top Qualifier is Perez, Luis 12/5: 03.261 (Rnd 1)


Round 1

10

SFOFCSIII - Race 2

Ser#42318

Timing and Scoring by www.RCScoringPro.com

Sponsor	Driver Name	Car	Pos	Laps	Race Time	Behind	Fast Lap	Average Top 5	Top 10	Top 15	Q#
	Intravia, Chris	7	1	12	5:00.048		24.016	24.414	24.822		1
	Kirkpatrick, Matt	6	2	12	5:13.178	13.130	24.683	25.320	25.676		3
	Deppen, Randy	5	3	12	5:24.847	24.799	24.084	24.949	26.141		5
	Lazar, Janos "Lazi"	3	4	11	5:04.376		24.803	25.496	26.225		8
	Kretzschmar, Loren	2	5	11	5:05.770	1.394	24.850	26.154	27.312		9
	Montiel, Christian	4	6	11	5:09.788	5.412	26.867	27.350	27.968		11
	Fabiani, Massimo	1	7	11	5:14.320	9.944	25.766	26.549	27.822		13

Car#	1	2	3	4	5	6	7	8	9	10
	Fabiani	Kretzschmar	Lazar	Montiel	Deppen	Kirkpatrick	Intravia			
1.	7/30.116	5/26.146	1/24.837	6/29.178	2/25.846	4/25.997	3/25.936			
2.	6/27.181	4/25.913	3/26.164	7/28.303	1/24.716	5/26.956	2/24.774			
3.	7/36.102	4/28.512	3/28.264	6/27.662	2/25.760	5/29.465	1/25.587			
4.	7/30.025	5/28.445	3/26.391	6/28.321	1/24.084	4/26.015	2/24.376			
5.	7/25.766	5/27.476	2/26.325	6/26.911	4/34.212	3/25.656	1/24.693			
6.	7/27.989	4/24.850	2/26.904	6/28.463	5/27.458	3/25.691	1/25.113			
7.	7/25.848	5/26.703	3/26.883	6/27.216	4/24.337	2/24.683	1/25.276			
8.	7/28.042	5/30.396	3/24.803	6/30.107	4/29.228	2/25.747	1/24.444			
9.	7/29.206	5/27.158	2/25.878	6/26.867	4/27.179	3/26.315	1/25.894			
10.	7/25.960	5/32.647	3/25.798	6/28.093	4/28.666	2/25.200	1/25.396			
11.	7/28.085	5/27.524	4/42.129	6/28.667	3/27.237	2/25.368	1/24.016			
12.					3/26.124	2/26.085	1/24.543			

Top Qualifiers	Qual#	Laps	Race Time (Difference)		Round	Race	Pos in Race	Fast Lap
Intravia, Chris	1	12	5:00.048		1	10	1	24.016
Perez, Luis	2	12	5:03.261	3.213	1	9	1	24.281
Kirkpatrick, Matt	3	12	5:13.178	9.917	1	10	2	24.683
Mennella, Michael	4	12	5:16.955	3.777	1	8	1	25.326
Deppen, Randy	5	12	5:24.847	7.892	1	10	3	24.084
Morales, Fred	6	12	5:25.921	1.074	1	9	2	26.240
Alfaro, Joshua	7	11	5:02.347		1	8	2	25.692
Lazar, Janos "Lazi"	8	11	5:04.376	2.029	1	10	4	24.803
Kretzschmar, Loren	9	11	5:05.770	1.394	1	10	5	24.850
Brown, Mike	10	11	5:07.351	1.581	1	8	3	26.615

SFOFCSIII - Race 2

Ser#42318

Timing and Scoring by www.RCScoringPro.com

Sponsor	Driver Name	Car	Pos	Laps	Race Time	Behind	Fast Lap	Average Top 5	Top 10	Top 15	Q#
	Mennella, Mchael	3	1	12	5:03.954		24.329	24.512	24.822		1
	Perez, Luis	7	2	12	5:04.879	0.925	24.245	24.637	24.979		2
	Bellotti, Mke	6	3	12	5:13.383	9.429	24.564	24.982	25.556		3
	Kerby, Jamin	8	4	12	5:16.875	12.921	25.460	25.765	26.065		4
	Everett, Erik	1	5	12	5:17.912	13.958	24.789	25.535	25.996		5
	Barbera, Joe	4	6	11	5:01.447		26.196	26.515	27.215		6
	Reyes, Yoandy	2	7	11	5:04.128	2.681	25.883	26.138	27.227		7
	Barcia, Tom	5	8	8	5:18.988		28.062	30.078			8
	Mendana, Carlos	10	9	0							9
	Diaz, Mke	9	10	0							10
	Collins, Bart	11	11	0							11

Car#	1	2	3	4	5	6	7	8	9	10
	Everett	Reyes	Mennella	Barbera	Barcia	Bellotti	Perez	Kerby	Diaz	Mendana
1.	5/26.091	8/31.568	2/24.631	6/29.300	7/29.962	1/24.564	3/25.653	4/26.008		
2.	3/26.014	8/26.503	1/25.214	6/27.119	7/28.062	2/25.658	4/28.587	5/28.490		
3.	3/25.373	7/28.020	1/24.884	6/28.869	8/31.580	2/25.519	4/24.245	5/26.060		
4.	4/25.803	7/26.345	1/25.219	6/26.196	8/31.894	2/26.122	3/24.737	5/26.058		
5.	4/27.719	6/25.894	1/26.185	7/28.204	8/30.451	3/27.505	2/25.171	5/26.327		
6.	3/25.867	6/25.883	1/24.329	7/26.685	8/105.125	4/27.759	2/25.078	5/27.739		
7.	4/25.845	6/27.169	1/25.257	7/26.443	8/30.682	3/25.445	2/26.497	5/25.747		
8.	4/26.302	6/26.063	1/24.935	7/26.246	8/31.232	3/24.756	2/24.410	5/26.424		
9.	5/30.232	6/26.612	2/29.549	7/27.925		3/24.659	1/24.961	4/26.139		
10.	5/27.642	7/31.861	2/25.037	6/27.003		3/25.484	1/24.833	4/26.873		
11.	5/24.789	7/28.210	2/24.376	6/27.457		3/30.063	1/25.240	4/25.550		
12.	5/26.235		1/24.338			3/25.849	2/25.467	4/25.460		

Top Qualifiers	Qual#	Laps	Race Time (Difference)	Round	Race	Pos in Race	Fast Lap
Mennella, Michael	1	12	5:03.954	1	11	1	24.329
Perez, Luis	2	12	5:04.879 0.925	1	11	2	24.245
Bellotti, Mike	3	12	5:13.383 8.504	1	11	3	24.564
Kerby, Jamin	4	12	5:16.875 3.492	1	11	4	25.460
Everett, Erik	5	12	5:17.912 1.037	1	11	5	24.789
Barbera, Joe	6	11	5:01.447	1	11	6	26.196
Reyes, Yoandy	7	11	5:04.128 2.681	1	11	7	25.883
Barcia, Tom	8	8	5:18.988	1	11	8	28.062
Mendana, Carlos	9	0		1	11	9	
Diaz, Mike	9	0	0.000	1	11	10	

2WD Stock

Top Qualifier is Chavez, Daniel 11/5:07.216 (Rnd 1)

Round 2

1

SFOFCSIII - Race 2

Ser#42318

Timing and Scoring by www.RCScorePro.com

Sponsor	Driver Name	Car	Pos	Laps	Race Time	Behind	Fast Lap	Average Top 5	Top 10	Top 15	Q#
	Chavez, Daniel	4	1	12	5:02.788		24.262	24.435	24.652		1
	Morales, Fred	6	2	12	5:05.944	3.156	24.995	25.080	25.326		2
	Record, Corey	1	3	12	5:06.847	4.059	24.311	24.704	24.975		3
	Eich, Dustin	7	4	12	5:13.825	11.037	25.224	25.379	25.618		4
	Romani, Ron	2	5	12	5:21.626	18.838	25.365	25.855	26.361		5
	Prine, Greg	5	6	11	5:06.480		25.461	27.000	27.745		6
	Natoli, Jay	3	7	8	5:02.430		33.152	35.564			12

Car#	1	2	3	4	5	6	7	8	9	10
	Record	Romani	Natoli	Chavez	Prine	Morales	Eich			
1.	2/25.124	5/27.462	7/35.783	1/24.482	6/28.363	3/25.326	4/26.123			
2.	2/25.077	5/26.583	7/43.449	1/24.610	6/27.092	4/26.615	3/25.453			
3.	2/25.207	6/27.590	7/40.534	1/24.262	5/25.461	4/25.790	3/25.224			
4.	2/24.774	5/26.640	7/34.653	1/24.431	6/27.650	4/26.069	3/25.278			
5.	2/24.731	5/27.064	7/33.152	1/25.127	6/28.656	4/25.292	3/25.783			
6.	1/25.152	5/26.022	7/40.125	2/27.863	6/27.117	4/25.442	3/25.569			
7.	1/24.629	5/25.803	7/40.625	2/24.635	6/27.681	3/25.095	4/26.269			
8.	1/24.311	5/26.296	7/34.109	2/24.622	6/28.857	3/25.087	4/25.392			
9.	1/27.676	5/26.582		2/28.408	6/28.593	3/25.181	4/26.244			
10.	1/25.598	5/25.365		2/24.658	6/29.032	3/25.041	4/25.548			
11.	3/29.417	5/25.789		1/25.302	6/27.978	2/24.995	4/25.562			
12.	3/25.151	5/30.430		1/24.388		2/26.011	4/31.380			

Top Qualifiers	Qual#	Laps	Race Time (Difference)	Round	Race	Pos in Race	Fast Lap
Chavez, Daniel	1	12	5:02.788	2	1	1	24.262
Morales, Fred	2	12	5:05.944 3.156	2	1	2	24.995
Record, Corey	3	12	5:06.847 0.903	2	1	3	24.311
Eich, Dustin	4	12	5:13.825 6.978	2	1	4	25.224
Romani, Ron	5	12	5:21.626 7.801	2	1	5	25.365
Prine, Greg	6	11	5:06.480	2	1	6	25.461
Everett, Erik	7	10	5:28.345	1	2	1	30.890
Hutton, Jonathan	8	10	5:28.493 0.148	1	2	2	30.817
Alfaro, Joshua	9	10	5:28.612 0.119	1	2	3	31.586
Morales, Cameron	10	10	5:33.449 4.837	1	2	4	31.690

2WD Stock

Round 2

Top Qualifier is Chavez, Daniel 12/5: 02.788 (Rnd 2)

2

SFOFCSIII - Race 2

Ser#42318

Timing and Scoring by www.RCScoringPro.com

Sponsor	Driver Name	Car	Pos	Laps	Race Time	Behind	Fast Lap	Average Top 5	Top 10	Top 15	Q#
	Everett, Erik	6	1	12	5:09.830		24.738	25.022	25.331		4
	Hutton, Jonathan	3	2	12	5:20.549	10.719	25.716	25.959	26.385		6
	Alfaro, Joshua	5	3	12	5:23.968	14.138	25.225	25.708	26.396		8
	Prine, Jordan	2	4	11	5:13.155		25.861	26.405	28.100		10
	Mbrales, Cameron	4	5	11	5:14.576	1.421	26.998	27.508	28.156		11
	Serio, Phil	1	6	10	5:16.958		29.699	30.444	31.696		12

Car#	1	2	3	4	5	6	7	8	9	10
	Serio	Prine	Hutton	Morales	Alfaro	Everett				
1.	6/32.079	5/30.218	4/28.207	3/27.581	1/25.225	2/25.257				
2.	5/30.167	6/32.153	3/26.192	4/28.307	1/26.360	2/26.719				
3.	6/31.618	4/26.198	3/28.494	5/33.014	2/27.433	1/26.374				
4.	6/29.699	4/25.861	3/26.145	5/29.368	2/25.408	1/25.131				
5.	6/32.496	4/31.504	3/26.163	5/30.106	2/25.387	1/25.378				
6.	6/32.243	4/27.253	3/26.257	5/26.998	2/26.161	1/25.945				
7.	6/29.837	4/26.239	3/27.066	5/27.913	2/26.479	1/25.099				
8.	6/36.175	4/28.039	3/25.716	5/27.985	2/27.320	1/25.157				
9.	6/30.898	4/31.618	2/25.961	5/28.254	3/32.357	1/24.738				
10.	6/31.746	4/26.472	2/25.811	5/27.797	3/26.545	1/24.983				
11.		4/27.600	2/26.924	5/27.253	3/27.645	1/25.244				
12.			2/27.613		3/27.648	1/29.805				

Top Qualifiers	Qual#	Laps	Race Time (Difference)	Round	Race	Pos in Race	Fast Lap
Chavez, Daniel	1	12	5:02.788	2	1	1	24.262
Morales, Fred	2	12	5:05.944 3.156	2	1	2	24.995
Record, Corey	3	12	5:06.847 0.903	2	1	3	24.311
Everett, Erik	4	12	5:09.830 2.983	2	2	1	24.738
Eich, Dustin	5	12	5:13.825 3.995	2	1	4	25.224
Hutton, Jonathan	6	12	5:20.549 6.724	2	2	2	25.716
Romani, Ron	7	12	5:21.626 1.077	2	1	5	25.365
Alfaro, Joshua	8	12	5:23.968 2.342	2	2	3	25.225
Prine, Greg	9	11	5:06.480	2	1	6	25.461
Prine, Jordan	10	11	5:13.155 6.675	2	2	4	25.861

2WD Modified Buggy

Top Qualifier is Lopez, Jader 11/5: 11.408 (Rnd 1)

Round 2

3

SFOFCSIII - Race 2

Ser#42318

Timing and Scoring by www.RCScoringPro.com

Sponsor	Driver Name	Car	Pos	Laps	Race Time	Behind	Fast Lap	Average Top 5	Top 10	Top 15	Q#
	Lopez, Jader	1	1	12	5:02.436		23.818	24.073	24.586		1
	Intravia, Chris	3	2	12	5:09.240	6.804	23.930	24.392	24.848		2
	Collins, Bart	6	3	12	5:09.563	7.127	24.038	24.560	25.055		3
	Delfino, Scott	8	4	12	5:24.986	22.550	24.987	25.387	26.365		4
	Gardner, Joel	5	5	11	5:05.282		25.972	26.308	26.987		5
	Record, Corey	2	6	11	5:08.487	3.205	24.019	25.064	27.126		6
	Lee, Pak	7	7	11	5:18.239	12.957	26.338	27.454	28.608		7
	Reyes, Jaron	4	8	11	5:21.653	16.371	26.166	26.987	28.352		8

Car# 1	2	3	4	5	6	7	8	9	10
Lopez	Record	Intravia	Reyes	Gardner	Collins	Lee	Delfino		
1. 3/25.510	2/25.261	1/24.906	8/31.825	6/28.551	7/29.593	5/28.090	4/25.992		
2. 2/24.384	4/29.131	1/24.120	8/38.138	6/26.126	7/25.875	5/26.338	3/26.560		
3. 2/27.808	4/25.875	1/24.530	8/29.786	7/35.408	6/29.421	5/30.050	3/27.636		
4. 2/24.467	5/29.999	1/26.249	8/27.614	7/26.606	4/24.724	6/28.164	3/25.455		
5. 2/24.154	5/25.307	1/24.552	8/27.540	7/26.776	4/24.038	6/28.420	3/25.527		
6. 2/24.236	4/24.019	1/25.346	8/26.166	6/27.177	3/25.416	7/31.719	5/29.851		
7. 1/24.329	5/28.950	2/30.870	8/26.728	6/26.913	3/24.547	7/29.023	4/25.718		
8. 1/23.818	5/25.989	2/23.930	8/26.885	6/25.972	3/25.379	7/32.155	4/25.250		
9. 1/24.002	5/31.876	2/24.827	8/28.136	6/26.058	3/24.832	7/27.435	4/26.669		
10. 1/24.154	5/24.857	2/25.166	8/28.440	6/28.628	3/24.661	7/27.244	4/24.987		
11. 1/28.766	6/37.223	3/29.891	8/30.395	5/27.067	2/25.628	7/29.601	4/30.999		
12. 1/26.808		2/24.853			3/25.449		4/30.342		

Top Qualifiers	Qual#	Laps	Race Time (Difference)		Round	Race	Pos in Race	Fast Lap
Lopez, Jader	1	12	5:02.436		2	3	1	23.818
Intravia, Chris	2	12	5:09.240	6.804	2	3	2	23.930
Collins, Bart	3	12	5:09.563	0.323	2	3	3	24.038
Delfino, Scott	4	12	5:24.986	15.42	2	3	4	24.987
Gardner, Joel	5	11	5:05.282		2	3	5	25.972
Record, Corey	6	11	5:08.487	3.205	2	3	6	24.019
Lee, Pak	7	11	5:18.239	9.752	2	3	7	26.338
Reyes, Jaron	8	11	5:21.653	3.414	2	3	8	26.166

13.5 4WD Buggy

Round 2

Top Qualifier is Allen, Tom 12/5: 18.706 (Rnd 1)

4

SFOFCSIII - Race 2

Ser#42318

Timing and Scoring by www.RCScorePro.com

Sponsor	Driver Name	Car	Pos	Laps	Race Time	Behind	Fast Lap	Average Top 5	Top 10	Top 15	Q#
	Mbrales, Fred	2	1	13	5:21.623		23.815	24.029	24.309		1
	Allen, Tom	6	2	12	5:01.385		24.200	24.438	24.762		2
	Iler, David	4	3	12	5:02.266	0.881	24.014	24.258	24.649		3
	Iler, Jessica	7	4	12	5:07.307	5.922	24.806	25.054	25.370		4
	Prine, Jordan	1	5	12	5:16.209	14.824	24.237	25.356	25.863		5
	Prine, Greg	3	6	11	5:03.399		25.360	25.869	27.089		7
	Kirkpatrick, Matt	5	7	0							

Car#	1	2	3	4	5	6	7	8	9	10
	Prine	Morales	Prine	Iler	Kirkpatrick	Allen	Iler			
1.	4/25.702	1/23.977	5/26.000	2/24.668		3/24.733	6/26.061			
2.	3/25.905	1/24.480	6/32.514	2/24.207		5/27.050	4/25.566			
3.	5/26.522	1/24.157	6/28.301	2/25.742		3/25.004	4/25.309			
4.	5/25.524	1/23.950	6/30.730	2/24.054		3/24.526	4/25.934			
5.	5/26.462	1/23.815	6/25.977	3/27.899		2/24.721	4/24.806			
6.	5/26.065	1/24.244	6/27.656	2/24.799		4/26.719	3/24.865			
7.	5/28.039	1/27.541	6/26.549	2/24.014		3/24.486	4/25.194			
8.	5/26.087	1/24.978	6/27.573	2/24.489		3/25.196	4/25.189			
9.	5/29.535	1/24.363	6/27.280	2/27.881		3/25.773	4/27.330			
10.	5/25.411	1/25.890	6/25.360	2/24.711		3/24.534	4/26.276			
11.	5/24.237	1/24.654	6/25.459	3/24.527		2/24.200	4/25.216			
12.	5/26.720	1/24.473		3/25.275		2/24.443	4/25.561			
13.	1/25.101									

Top Qualifiers	Qual#	Laps	Race Time (Difference)		Round	Race	Pos in Race	Fast Lap
Morales, Fred	1	13	5:21.623		2	4	1	23.815
Allen, Tom	2	12	5:01.385		2	4	2	24.200
Iler, David	3	12	5:02.266	0.881	2	4	3	24.014
Iler, Jessica	4	12	5:07.307	5.041	2	4	4	24.806
Prine, Jordan	5	12	5:16.209	8.902	2	4	5	24.237
Kirkpatrick, Matt	6	12	5:25.828	9.619	1	4	3	26.582
Prine, Greg	7	11	5:03.399		2	4	6	25.360

4wd Mod

Round 2

Top Qualifier is Intravia, Chris 12/5: 03.790 (Rnd 1)



SFOFCSIII - Race 2

Ser#42318

Timing and Scoring by www.RCScoringPro.com

Sponsor	Driver Name	Car	Pos	Laps	Race Time	Behind	Fast Lap	Average Top 5	Top 10	Top 15	Q#
	Intravia, Chris	6	1	13	5:21.215		23.518	23.623	23.855		1
	Lazar, Janos "Lazi"	4	2	12	5:06.576		23.374	23.950	24.674		2
	Eich, Dustin	10	3	12	5:17.098	10.522	23.278	24.041	24.607		4
	Gardner, Joel	7	4	12	5:21.799	15.223	24.449	25.259	26.239		6
	Record, Corey	1	5	12	5:25.864	19.288	23.625	24.313	25.647		5
	Romani, Ron	8	6	12	5:26.013	19.437	24.985	25.508	26.298		7
	Kretzschmar, Loren	11	7	11	5:05.914		25.278	25.610	27.502		8
	Hutton, Jonathan	9	8	10	5:04.005		26.159	27.935	30.400		9
	Honcho, Mke	2	9	10	5:06.544	2.539	26.598	27.711	30.654		10
	Lee, Pak	5	10	10	5:25.285	21.280	26.781	29.427	32.528		11
	Chavez, Daniel	3	11	8	3:21.378		23.348	23.830			3

Car#	1	2	3	4	5	6	7	8	9	10
	Record	Honcho	Chavez	Lazar	Lee	Intravia	Gardner	Romani	Hutton	Eich
1.	4/24.716	8/28.082	3/23.959	6/26.894	11/30.029	1/23.602	9/28.932	5/25.551	10/29.214	2/23.642
2.	3/23.883	8/28.632	2/23.348	5/24.427	9/26.781	1/23.639	10/28.834	6/26.269	11/28.842	4/25.448
3.	3/23.625	10/31.985	2/23.893	5/23.374	11/33.229	1/23.518	8/26.146	6/26.605	9/26.470	4/23.278
4.	5/28.493	10/32.999	3/27.281	4/24.002	9/27.779	1/23.730	8/26.160	6/25.194	11/38.248	2/24.979
5.	4/24.978	11/45.327	1/23.699	3/24.253	10/39.801	5/32.737	6/24.512	8/31.740	9/31.560	2/25.132
6.	1/24.500	11/29.046	3/29.739	4/29.929	10/30.549	2/23.961	7/30.120	6/25.580	9/29.745	5/38.053
7.	6/37.430	11/28.146	2/24.252	3/26.128	10/32.592	1/24.796	8/29.292	5/26.230	9/34.981	4/25.085
8.	6/28.853	10/26.598	2/25.207	3/23.696	11/38.167	1/23.624	8/26.020	5/24.985	9/29.798	4/24.695
9.	4/24.843	9/28.557		2/24.498	10/34.362	1/24.266	7/25.916	3/27.950	8/28.988	5/32.973
10.	5/25.984	9/27.172		2/24.610	10/31.996	1/24.057	6/26.012	4/26.983	8/26.159	3/23.653
11.	4/26.592			2/29.908		1/24.182	5/24.449	6/31.290		3/25.224
12.	5/31.967			2/24.857		1/25.135	4/25.406	6/27.636		3/24.936
13.						1/23.968				

Car#	11	12	13	14	15	16	17	18	19	20
	Kretzschmar									
1.	7/27.956									
2.	7/25.317									
3.	7/29.887									
4.	7/25.719									
5.	7/26.349									
6.	8/30.782									
7.	7/25.389									
8.	7/27.510									
9.	6/25.278									
10.	7/30.896									
11.	7/30.831									
12.										
13.										

	Top Qualifiers	Qual#	Laps	Race Time (Difference)	Round	Race	Pos in Race	Fast Lap
	Intravia, Chris	1	13	5:21.215	2	5	1	23.518
	Lazar, Janos "Lazi"	2	12	5:06.576	2	5	2	23.374
	Chavez, Daniel	3	12	5:08.356	1.780	1	5	24.797
	Eich, Dustin	4	12	5:15.911	7.555	1	5	25.341
	Record, Corey	5	12	5:16.939	1.028	1	5	25.280
	Gardner, Joel	6	12	5:21.799	4.860	2	5	24.449
	Romani, Ron	7	12	5:26.013	4.214	2	5	24.985
	Kretzschmar, Loren	8	11	5:05.914		2	5	25.278
	Hutton, Jonathan	9	11	5:13.000	7.086	1	5	26.755
	Honcho, Mike	10	10	5:06.544		2	5	26.598

Pro 4 Mod

Top Qualifier is Deppen, Randy 11/5: 02.382 (Rnd 1)

Round 2

6

SFOFCSIII - Race 2

Ser#42318

Timing and Scoring by www.RCScoringPro.com

Sponsor	Driver Name	Car	Pos	Laps	Race Time	Behind	Fast Lap	Average Top 5	Top 10	Top 15	Q#
	Kirkpatrick, Matt	5	1	11	5:03.912		24.989	25.369	27.012		3
	Espinosa, Jack	4	2	11	5:05.770	1.858	25.912	26.631	27.488		4
	Fabiani, Massimo	3	3	11	5:18.026	14.114	26.067	26.312	28.438		6
	Prine, Jordan	2	4	10	5:01.427		27.339	28.123	30.143		9
	Diamantakis, Anastasios	8	5	10	5:05.823	4.396	27.887	28.282	30.582		10
	Prine, Greg	7	6	10	5:06.541	5.114	28.317	28.947	30.654		11
	Hancock, John	10	7	10	5:22.195	20.768	29.122	30.417	32.220		13
	Serio, Phil	6	8	9	5:15.002		30.135	32.092			17
	Strickler, Mke	9	9	8	5:19.899		34.910	38.664			18
	Alfaro, Joshua	1	10	0							

Car#	1	2	3	4	5	6	7	8	9	10
	Alfaro	Prine	Fabiani	Espinosa	Kirkpatrick	Serio	Prine	Diamantakis	Strickler	Hancock
1.		2/28.220	8/32.320	1/28.209	6/30.378	5/30.135	3/29.096	4/30.059	9/42.273	7/30.592
2.		2/30.502	8/33.643	1/26.685	7/33.788	5/30.530	6/32.762	3/28.815	9/40.663	4/29.122
3.		2/27.339	6/27.953	1/30.889	5/27.173	8/35.387	4/28.317	3/29.649	9/34.910	7/34.297
4.		5/33.546	6/28.776	1/27.976	3/25.742	8/42.754	4/28.326	2/28.331	9/38.509	7/34.358
5.		6/30.048	5/26.300	1/25.912	2/25.315	8/32.837	4/30.158	3/27.937	9/39.678	7/30.034
6.		6/32.807	3/26.070	1/26.830	2/24.989	8/33.121	5/31.260	4/31.942	9/39.560	7/32.222
7.		6/29.245	3/26.414	1/26.593	2/25.795	8/37.735	5/29.110	4/28.438	9/42.339	7/35.360
8.		6/33.911	3/26.067	1/27.136	2/30.343	8/38.666	5/29.888	4/27.887	9/41.967	7/30.788
9.		6/27.553	3/32.848	1/27.334	2/27.409	8/33.837	5/34.138	4/30.910		7/31.548
10.		4/28.256	3/30.926	1/28.203	2/27.977		6/33.486	5/41.855		7/33.874
11.			3/26.709	2/30.003	1/25.003					

Top Qualifiers	Qual#	Laps	Race Time (Difference)	Round	Race	Pos in Race	Fast Lap
Deppen, Randy	1	11	5:02.382	1	7	1	25.472
Record, Corey	2	11	5:03.511 1.129	1	7	2	25.563
Kirkpatrick, Matt	3	11	5:03.912 0.401	2	6	1	24.989
Espinosa, Jack	4	11	5:05.770 1.858	2	6	2	25.912
Lazar, Janos "Lazi"	5	11	5:09.484 3.714	1	7	3	25.370
Fabiani, Massimo	6	11	5:18.026 8.542	2	6	3	26.067
Gardner, Joel	7	11	5:19.684 1.658	1	7	4	26.706
Mendana, Carlos	8	10	5:00.177	1	7	5	27.109
Prine, Jordan	9	10	5:01.427 1.250	2	6	4	27.339
Diamantakis, Anastasios	10	10	5:05.823 4.396	2	6	5	27.887

Pro 4 Mod

Top Qualifier is Deppen, Randy 11/5: 02.382 (Rnd 1)

Round 2

7

SFOFCSIII - Race 2

Ser#42318

Timing and Scoring by www.RCScoringPro.com

Sponsor	Driver Name	Car	Pos	Laps	Race Time	Behind	Fast Lap	Average Top 5	Top 10	Top 15	Q#
	Lazar, Janos "Lazi"	6	1	12	5:12.744		24.374	24.741	25.201		1
	Record, Corey	4	2	12	5:21.677	8.933	24.995	25.202	26.002		2
	Deppen, Randy	10	3	12	5:23.857	11.113	24.567	24.987	25.578		3
	Gardner, Joel	7	4	12	5:27.635	14.891	25.906	26.210	26.781		4
	Record, Jeff	3	5	11	5:14.079		26.190	27.110	28.312		7
	Jones, Jeff	5	6	10	5:07.277		29.305	29.617	30.728		13
	Baio, Joe	9	7	10	5:10.103	2.826	28.983	29.897	31.010		15
	Barbera, Joe	8	8	1	0:27.771		27.771				14
	Mendana, Carlos	2	9	0							
	Lee, Pak	1	10	0							

Car#	1	2	3	4	5	6	7	8	9	10
	Lee	Mendana	Record	Record	Jones	Lazar	Gardner	Barbera	Baio	Deppen
1.			4/30.619	1/24.995	5/31.672	8/33.485	2/27.513	3/27.771	6/32.882	7/33.430
2.			3/28.530	1/25.203	5/33.092	4/26.015	2/26.901		6/32.439	7/34.645
3.			4/30.500	1/31.728	7/30.209	3/25.642	2/29.820		6/28.983	5/25.621
4.			4/27.173	1/25.518	7/32.777	2/24.873	3/27.244		6/30.273	5/25.469
5.			4/26.190	2/29.304	7/29.791	1/24.413	3/26.505		6/30.171	5/26.640
6.			4/27.736	2/25.956	7/31.441	1/27.253	3/27.456		6/31.025	5/26.862
7.			4/26.903	2/26.265	7/29.305	1/24.949	3/26.031		6/31.925	5/25.093
8.			5/30.060	3/29.932	7/29.881	1/24.374	2/26.214		6/29.941	4/24.616
9.			5/27.860	2/25.082	6/29.802	1/25.147	3/27.646		7/32.346	4/24.567
10.			5/30.962	2/26.085	6/29.307	1/25.162	3/25.906		7/30.118	4/25.221
11.			5/27.546	2/25.214		1/25.098	4/26.396			3/25.437
12.				2/26.395		1/26.333	4/30.003			3/26.256

Top Qualifiers	Qual#	Laps	Race Time (Difference)		Round	Race	Pos in Race	Fast Lap
Lazar, Janos "Lazi"	1	12	5:12.744		2	7	1	24.374
Record, Corey	2	12	5:21.677	8.933	2	7	2	24.995
Deppen, Randy	3	12	5:23.857	2.180	2	7	3	24.567
Gardner, Joel	4	12	5:27.635	3.778	2	7	4	25.906
Kirkpatrick, Matt	5	11	5:03.912		2	6	1	24.989
Espinosa, Jack	6	11	5:05.770	1.858	2	6	2	25.912
Record, Jeff	7	11	5:14.079	8.309	2	7	5	26.190
Fabiani, Massimo	8	11	5:18.026	3.947	2	6	3	26.067
Mendana, Carlos	9	10	5:00.177		1	7	5	27.109
Prine, Jordan	10	10	5:01.427	1.250	2	6	4	27.339

E-buggy

Top Qualifier is Intravia, Chris 12/5:00.048 (Rnd 1)

Round 2

8

SFOFCSIII - Race 2

Ser#42318

Timing and Scoring by www.RCScoringPro.com

Sponsor	Driver Name	Car	Pos	Laps	Race Time	Behind	Fast Lap	Average Top 5	Top 10	Top 15	Q#
	Mennella, Mchael	2	1	12	5:12.630		24.275	24.700	25.557		3
	Alfaro, Joshua	6	2	12	5:18.709	6.079	23.466	24.492	25.773		5
	Romani, Ron	7	3	12	5:33.131	20.501	25.394	25.853	26.930		8
	Brown, Mke	1	4	11	5:06.212		25.295	26.356	27.379		11
	Mbrales, Cameron	3	5	10	5:18.603		27.779	28.922	31.860		17
	Hancock, John	5	6	9	5:08.595		28.641	31.035			19
	Honcho, Mke	4	7	8	4:14.456		26.525	27.711			20

Car#	1	2	3	4	5	6	7	8	9	10
	Brown	Mennella	Morales	Honcho	Hancock	Alfaro	Romani			
1.	5/29.535	3/27.938	7/32.182	4/29.267	6/31.655	1/25.091	2/27.044			
2.	5/28.223	2/25.136	7/35.252	4/26.525	6/29.238	1/23.466	3/27.605			
3.	4/26.167	2/24.275	6/28.251	5/29.054	7/36.787	1/25.359	3/28.131			
4.	4/27.708	2/28.059	6/27.779	5/29.806	7/34.267	1/25.725	3/25.394			
5.	4/27.383	2/27.258	6/35.578	5/27.844	7/28.641	1/30.747	3/30.667			
6.	3/26.111	1/25.325	5/33.206	6/56.829	7/44.460	2/30.231	4/30.326			
7.	3/29.154	2/29.004	5/28.477	6/28.356	7/31.901	1/24.557	4/26.928			
8.	3/25.295	1/25.762	5/30.950	6/26.775	7/37.907	2/30.007	4/25.898			
9.	3/27.053	1/24.503	5/29.151		6/33.739	2/24.795	4/26.166			
10.	3/27.156	1/24.706	5/37.777			2/24.798	4/25.728			
11.	4/32.427	1/24.879				2/24.845	3/26.081			
12.		1/25.785				2/29.088	3/33.163			

Top Qualifiers	Qual#	Laps	Race Time (Difference)	Round	Race	Pos in Race	Fast Lap
Intravia, Chris	1	12	5:00.048	1	10	1	24.016
Perez, Luis	2	12	5:03.261 3.213	1	9	1	24.281
Mennella, Michael	3	12	5:12.630 9.369	2	8	1	24.275
Kirkpatrick, Matt	4	12	5:13.178 0.548	1	10	2	24.683
Alfaro, Joshua	5	12	5:18.709 5.531	2	8	2	23.466
Deppen, Randy	6	12	5:24.847 6.138	1	10	3	24.084
Morales, Fred	7	12	5:25.921 1.074	1	9	2	26.240
Romani, Ron	8	12	5:33.131 7.210	2	8	3	25.394
Lazar, Janos "Lazi"	9	11	5:04.376	1	10	4	24.803
Kretzschmar, Loren	10	11	5:05.770 1.394	1	10	5	24.850

E-buggy

Top Qualifier is Intravia, Chris 12/5:00.048 (Rnd 1)

Round 2



SFOFCSIII - Race 2

Ser#42318

Timing and Scoring by www.RCScoringPro.com

Sponsor	Driver Name	Car	Pos	Laps	Race Time	Behind	Fast Lap	Average Top 5	Top 10	Top 15	Q#
	Diaz, Mke	2	1	11	5:09.173		25.133	25.843	27.406		12
	Hutton, Jonathan	6	2	11	5:15.087	5.914	25.847	27.006	28.193		15
	Merrill, James	8	3	11	5:19.259	10.086	26.097	27.446	28.557		16
	Johnston, Richard	7	4	10	5:20.887		28.656	29.638	32.089		19
	Natoli, Jay	3	5	3	1:50.263		27.577				17
	Perez, Luis	5	6	2	0:56.289		27.992				2
	Mbrales, Fred	1	7	1	0:30.543		30.543				7

Car#	1	2	3	4	5	6	7	8	9	10
	Morales	Diaz	Natoli		Perez	Hutton	Johnston	Merrill		
1.	5/30.543	1/25.133	7/47.472		3/28.297	2/27.469	6/34.419	4/28.440		
2.		1/26.256	6/27.577		4/27.992	3/28.238	5/33.629	2/26.097		
3.		1/26.487	5/35.214			3/28.268	4/28.837	2/26.557		
4.		1/25.412				3/28.415	4/28.656	2/29.613		
5.		1/29.519				3/31.865	4/33.714	2/29.992		
6.		1/25.985				3/30.115	4/32.348	2/28.120		
7.		1/27.863				3/26.886	4/31.343	2/28.924		
8.		1/35.114				3/27.869	4/38.587	2/29.689		
9.		1/31.587				3/33.156	4/29.856	2/28.015		
10.		1/26.427				2/25.847	4/29.498	3/33.689		
11.		1/29.390				2/26.959		3/30.123		

Top Qualifiers	Qual#	Laps	Race Time (Difference)	Round	Race	Pos in Race	Fast Lap
Intravia, Chris	1	12	5:00.048	1	10	1	24.016
Perez, Luis	2	12	5:03.261 3.213	1	9	1	24.281
Mennella, Michael	3	12	5:12.630 9.369	2	8	1	24.275
Kirkpatrick, Matt	4	12	5:13.178 0.548	1	10	2	24.683
Alfaro, Joshua	5	12	5:18.709 5.531	2	8	2	23.466
Deppen, Randy	6	12	5:24.847 6.138	1	10	3	24.084
Morales, Fred	7	12	5:25.921 1.074	1	9	2	26.240
Romani, Ron	8	12	5:33.131 7.210	2	8	3	25.394
Lazar, Janos "Lazi"	9	11	5:04.376	1	10	4	24.803
Kretschmar, Loren	10	11	5:05.770 1.394	1	10	5	24.850

SFOFCSIII - Race 2

Ser#42318

Timing and Scoring by www.RCScoringPro.com

Sponsor	Driver Name	Car	Pos	Laps	Race Time	Behind	Fast Lap	Average Top 5	Top 10	Top 15	Q#
	Intravia, Chris	7	1	13	5:13.834		23.330	23.553	23.889		1
	Kirkpatrick, Matt	6	2	13	5:20.500	6.666	23.829	24.245	24.475		2
	Deppen, Randy	5	3	13	5:25.682	11.848	23.944	24.169	24.577		3
	Fabiani, Massimo	1	4	11	5:06.482		24.250	25.547	27.504		12
	Kretzschmar, Loren	2	5	11	5:15.780	9.298	25.867	26.260	28.076		10
	Lazar, Janos "Lazi"	3	6	11	5:20.547	14.065	24.229	25.474	27.798		9
	Mntiel, Christian	4	7	11	5:20.991	14.509	25.666	26.127	27.836		14

Car#	1	2	3	4	5	6	7	8	9	10
	Fabiani	Kretzschmar	Lazar	Montiel	Deppen	Kirkpatrick	Intravia			
1.	6/30.940	5/30.593	4/26.006	7/31.344	2/23.944	3/24.888	1/23.750			
2.	6/30.072	7/35.018	4/29.431	5/29.405	2/24.081	3/25.254	1/23.330			
3.	6/30.051	7/26.520	4/29.986	5/26.530	2/25.780	3/24.577	1/24.981			
4.	6/24.250	7/26.462	4/24.229	5/26.929	2/24.613	3/24.390	1/24.724			
5.	5/28.224	6/32.011	4/25.622	7/42.629	3/27.465	2/23.829	1/23.557			
6.	5/24.379	6/26.532	4/30.078	7/25.698	3/24.679	2/24.432	1/24.307			
7.	4/26.464	6/27.049	5/30.949	7/25.666	3/24.024	2/24.267	1/23.766			
8.	4/25.592	6/30.215	5/26.722	7/27.293	3/26.103	2/24.676	1/24.031			
9.	4/28.019	6/25.918	5/30.162	7/25.812	3/24.579	2/24.307	1/24.030			
10.	4/31.440	5/25.867	7/42.570	6/32.722	3/24.217	2/24.714	1/24.104			
11.	4/27.051	5/29.595	6/24.792	7/26.963	3/24.760	2/24.833	1/23.363			
12.					3/25.090	2/24.728	1/25.239			
13.					3/26.347	2/25.605	1/24.652			

Top Qualifiers	Qual#	Laps	Race Time (Difference)		Round	Race	Pos in Race	Fast Lap
Intravia, Chris	1	13	5:13.834		2	10	1	23.330
Kirkpatrick, Matt	2	13	5:20.500	6.666	2	10	2	23.829
Deppen, Randy	3	13	5:25.682	5.182	2	10	3	23.944
Perez, Luis	4	12	5:03.261		1	9	1	24.281
Mennella, Michael	5	12	5:12.630	9.369	2	8	1	24.275
Alfaro, Joshua	6	12	5:18.709	6.079	2	8	2	23.466
Morales, Fred	7	12	5:25.921	7.212	1	9	2	26.240
Romani, Ron	8	12	5:33.131	7.210	2	8	3	25.394
Lazar, Janos "Lazi"	9	11	5:04.376		1	10	4	24.803
Kretzschmar, Loren	10	11	5:05.770	1.394	1	10	5	24.850

Nitro Buggy

Top Qualifier is Mennella, Michael 12/5: 03.954 (Rnd 1)

Round 2

11

SFOFCSIII - Race 2

Ser#42318

Timing and Scoring by www.RCSoringPro.com

Sponsor	Driver Name	Car	Pos	Laps	Race Time	Behind	Fast Lap	Average Top 5	Top 10	Top 15	Q#
	Perez, Luis	7	1	13	5:17.076		23.448	23.854	24.155		1
	Mennella, Mchael	3	2	12	5:02.519		24.003	24.305	24.678		2
	Everett, Erik	1	3	12	5:07.777	5.258	24.517	25.022	25.495		3
	Collins, Bart	13	4	12	5:12.451	9.932	23.531	23.841	25.187		4
	Bellotti, Mke	6	5	12	5:24.322	21.803	24.261	24.987	26.073		5
	Kerby, Jamin	8	6	12	5:26.110	23.591	24.997	25.464	26.413		6
	Mendana, Carlos	10	7	11	5:11.446		24.859	25.955	27.399		9
	Reyes, Yoandy	2	8	10	4:39.210		24.638	25.204	27.921		8
	Davis, Teddy	12	9	10	5:08.109	28.899	27.873	29.087	30.811		10
	Barcia, Tom	5	10	10	5:22.603	43.393	28.067	29.751	32.260		11
	Diaz, Mke	9	11	8	5:19.138		27.644	29.749			12
	Barbera, Joe	4	12	0							
	Collins, Bart	11	13	0							

Car# 1	2	3	4	5	6	7	8	9	10	
Everett	Reyes	Mennella	Barbera	Barcia	Bellotti	Perez	Kerby	Diaz	Mendana	
1.	6/26.500	5/25.862	2/24.003		8/28.928	7/27.439	1/23.948	3/25.281	10/30.116	4/25.492
2.	3/25.723	8/31.057	2/25.017		9/28.120	7/28.777	1/23.878	4/27.795	11/34.505	5/29.758
3.	2/25.115	6/25.098	3/28.826		7/28.067	5/25.360	1/23.448	4/28.059	11/104.923	10/31.686
4.	3/25.821	7/28.888	2/24.805		9/31.065	5/24.900	1/24.540	4/24.997	11/29.763	8/29.005
5.	3/24.912	6/24.638	2/24.334		10/34.104	5/26.646	1/25.335	4/25.739	11/27.644	8/24.859
6.	3/24.517	7/30.479	2/24.104		10/35.237	5/25.425	1/25.152	4/25.967	11/30.256	8/26.499
7.	3/24.843	7/25.849	2/25.660		10/36.388	4/24.261	1/24.396	6/27.828	11/30.965	8/26.805
8.	3/26.330	6/24.911	2/24.744		10/32.573	4/30.274	1/24.354	7/33.259	11/30.966	8/26.473
9.	3/25.934	6/25.523	2/24.640		10/32.870	5/26.758	1/24.913	7/25.334		8/26.452
10.	3/25.945	7/36.905	2/25.029		10/35.251	6/33.323	1/24.075	5/27.050		8/37.452
11.	3/26.322		2/26.915			6/26.168	1/25.039	5/26.076		7/26.965
12.	3/25.815		2/24.442			5/24.991	1/23.954	6/28.725		
13.						1/24.044				

Car# 11	12	13	14	15	16	17	18	19	20
Collins	Davis	Collins							
1.	9/29.431	11/30.577							
2.	10/28.389	6/25.067							
3.	9/27.873	8/30.006							
4.	10/30.907	6/23.809							
5.	9/31.863	7/27.556							
6.	9/30.322	6/23.612							
7.	9/29.418	5/23.531							
8.	9/30.399	5/29.914							
9.	9/32.444	4/24.086							
10.	9/37.063	4/24.595							
11.		4/24.167							
12.		4/25.531							
13.									

Top Qualifiers	Qual#	Laps	Race Time (Difference)	Round	Race	Pos in Race	Fast Lap
Perez, Luis	1	13	5:17.076	2	11	1	23.448
Mennella, Michael	2	12	5:02.519	2	11	2	24.003
Everett, Erik	3	12	5:07.777	5.258	2	11	24.517
Collins, Bart	4	12	5:12.451	4.674	2	11	23.531
Bellotti, Mike	5	12	5:13.383	0.932	1	11	24.564
Kerby, Jamin	6	12	5:16.875	3.492	1	11	25.460
Barbera, Joe	7	11	5:01.447		1	11	26.196
Reyes, Yoandy	8	11	5:04.128	2.681	1	11	25.883
Mendana, Carlos	9	11	5:11.446	7.318	2	11	24.859
Davis, Teddy	10	10	5:08.109		2	11	27.873

E-buggy (C Main)

Top Qualifier is Intravia, Chris 13/5: 13.834 (Rnd 2)

Round 3

1

SFOFCSIII - Race 2

Ser#42318

Timing and Scoring by www.RCScoringPro.com

Sponsor	Driver Name	Car	Pos	Laps	Race Time	Behind	Fast Lap	Average Top 5	Top 10	Top 15	Q#
	Mbrales, Cameron	2	1	12	5:19.826		25.144	25.862	26.372		18
	Johnston, Richard	3	2	12	5:25.566	5.740	26.081	26.491	26.953		19
	Honcho, Mke	5	3	11	5:03.116		24.755	25.447	27.127		21
	Hancock, John	4	4	9	5:00.758		27.847	30.663			20
	Natoli, Jay	1	5	1	0:28.400		28.400				17

Car#	1	2	3	4	5	6	7	8	9	10
	Natoli	Morales	Johnston	Hancock	Honcho					
1.	3/28.400	1/25.406	2/27.545	5/32.910	4/29.259					
2.		1/28.496	2/28.087	4/32.724	3/31.842					
3.		1/26.946	2/26.616	4/35.114	3/25.777					
4.		1/26.500	2/27.174	4/35.833	3/25.199					
5.		1/25.144	2/27.441	4/31.073	3/25.913					
6.		1/27.209	2/26.586	4/27.847	3/28.542					
7.		1/26.329	2/26.281	4/34.109	3/31.421					
8.		1/26.620	2/26.889	4/42.387	3/28.825					
9.		1/26.990	2/26.081	4/28.761	3/24.755					
10.		1/25.931	2/27.945		3/25.991					
11.		1/26.649	2/27.582		3/25.592					
12.		1/27.606	2/27.339							

Pro 4 Mod (B Main)

Round 3

Top Qualifier is Lazar, Janos "Lazi" 12/5: 12.744 (Rnd 2)

3

SFOFCSIII - Race 2

Ser#42318

Timing and Scoring by www.RCScoringPro.com

Sponsor	Driver Name	Car	Pos	Laps	Race Time	Behind	Fast Lap	Average Top 5	Top 10	Top 15	Q#
	Mendana, Carlos	1	1	11	5:04.167		26.319	26.617	27.454		9
	Jones, Jeff	5	2	11	5:29.422	25.255	28.395	29.086	29.764		13
	Prine, Jordan	2	3	10	5:00.802		27.225	28.107	30.080		10
	Prine, Greg	4	4	10	5:01.896	1.094	26.515	27.804	30.190		12
	Diamantakis, Anastasios	3	5	10	5:05.587	4.785	27.327	28.605	30.559		11
	Baio, Joe	7	6	10	5:07.930	7.128	28.398	29.451	30.793		15
	Serio, Phil	9	7	10	5:18.745	17.943	29.666	30.569	31.875		17
	Hancock, John	8	8	9	5:13.644		29.930	32.158			16
	Barbera, Joe	6	9	0							14
	Strickler, Mke	10	10	0							18
	Alfaro, Joshua	11	11	0							19

Car#	1	2	3	4	5	6	7	8	9	10
	Mendana	Prine	Diamantakis	Prine	Jones	Barbera	Baio	Hancock	Serio	Strickler
1.	1/27.140	4/31.877	6/34.884	8/40.189	2/31.265		3/31.646	7/39.635	5/33.126	
2.	1/28.156	4/30.434	6/31.546	7/29.579	2/29.501		3/30.216	8/39.664	5/32.540	
3.	1/26.683	4/29.075	6/34.266	5/30.626	2/29.908		3/29.295	8/33.782	7/36.038	
4.	1/28.997	4/30.708	6/27.327	5/27.006	2/28.782		3/30.506	8/32.926	7/29.666	
5.	1/26.350	3/29.307	6/32.270	5/26.861	2/30.587		4/30.964	8/30.545	7/32.546	
6.	1/28.196	2/27.640	6/29.595	5/30.031	3/29.069		4/28.882	8/29.930	7/31.648	
7.	1/26.593	2/27.225	6/28.950	5/26.515	3/28.395		4/28.398	8/35.307	7/31.045	
8.	1/29.629	5/36.945	6/29.283	4/31.629	2/30.218		3/30.462	8/33.608	7/31.151	
9.	1/27.433	4/30.303	6/28.934	3/30.403	2/30.231		5/33.997	8/38.247	7/30.056	
10.	1/26.319	3/27.288	5/28.532	4/29.057	2/31.782		6/33.564		7/30.929	
11.	1/28.671				2/29.684					

E-buggy (B Main)

Top Qualifier is Intravia, Chris 13/5: 13.834 (Rnd 2)

Round 3

4

SFOFCSIII - Race 2

Ser#42318

Timing and Scoring by www.RCScoringPro.com

Sponsor	Driver Name	Car	Pos	Laps	Race Time	Behind	Fast Lap	Average Top 5	Top 10	Top 15	Q#
	Lazar, Janos "Lazi"	1	1	12	5:16.948		23.953	24.398	25.315		9
	Montiel, Christian	6	2	12	5:19.625	2.677	24.585	25.038	25.773		14
	Hutton, Jonathan	7	3	11	5:01.044		25.190	25.823	27.028		15
	Kretzschmar, Loren	2	4	11	5:01.121	0.077	23.985	24.794	26.822		10
	Merrill, James	8	5	11	5:06.999	5.955	25.637	26.381	27.433		16
	Diaz, Mke	5	6	11	5:09.476	8.432	25.442	26.732	27.687		13
	Fabiani, Massimo	4	7	11	5:13.008	11.964	25.916	26.863	27.978		12
	Johnston, Richard	10	8	11	5:16.088	15.044	26.253	26.985	28.379		Bump
	Brown, Mke	3	9	11	5:19.301	18.257	25.969	26.990	28.579		11
	Morales, Cameron	9	10	10	5:12.791		26.830	28.029	31.279		Bump

Car#	1	2	3	4	5	6	7	8	9	10
	Lazar	Kretzschmar	Brown	Fabiani	Diaz	Montiel	Hutton	Merrill	Morales	Johnston
1.	3/28.551	1/24.328	10/33.514	5/30.221	2/27.949	7/31.125	6/30.765	4/29.915	9/33.143	8/31.786
2.	2/23.953	1/26.917	10/29.067	7/29.992	3/28.023	4/26.655	5/28.318	6/29.571	9/28.710	8/29.134
3.	2/24.772	1/23.985	8/25.969	7/27.602	4/28.549	3/24.948	6/28.296	5/26.657	9/27.961	10/32.298
4.	2/28.125	1/29.005	9/32.780	7/28.488	4/26.646	3/26.725	6/25.415	5/25.637	8/27.061	10/30.970
5.	1/24.326	3/31.793	10/31.116	8/33.228	6/29.918	2/24.787	5/25.910	4/25.900	7/32.038	9/26.253
6.	1/24.638	3/25.371	9/27.018	7/27.137	6/26.013	2/25.270	4/26.416	5/28.873	10/37.411	8/27.339
7.	1/24.700	3/29.085	9/26.643	7/26.041	6/28.216	2/25.601	4/26.183	5/26.753	10/26.830	8/27.213
8.	1/28.649	5/32.905	9/28.476	7/27.618	6/28.505	2/25.760	3/25.190	4/27.079	10/38.929	8/28.384
9.	1/24.602	5/27.448	9/29.399	7/28.002	6/32.606	2/24.585	3/28.022	4/26.986	10/31.123	8/27.147
10.	2/35.150	5/24.845	9/26.878	7/25.916	6/27.609	1/26.942	3/29.191	4/26.960	10/29.585	8/26.973
11.	2/25.012	4/25.439	9/28.441	7/28.763	6/25.442	1/26.453	3/27.338	5/32.668		8/28.591
12.	1/24.470					2/30.774				

Pro 4 Mod (A Main)

Top Qualifier is Lazar, Janos "Lazi" 12/5: 12.744 (Rnd 2)

Round 3

10

SFOFCSIII - Race 2

Ser#42318

Timing and Scoring by www.RCScoringPro.com

Sponsor	Driver Name	Car	Pos	Laps	Race Time	Behind	Fast Lap	Average Top 5	Top 10	Top 15	Q#
	Deppen, Randy	3	1	12	5:10.339		24.204	24.790	25.355		3
	Kirkpatrick, Matt	5	2	12	5:13.240	2.901	24.995	25.086	25.344		5
	Record, Corey	2	3	12	5:16.737	6.398	23.598	24.353	25.606		2
	Lazar, Janos "Lazi"	1	4	12	5:24.509	14.170	23.313	24.466	26.138		1
	Fabiani, Massimo	8	5	11	5:05.683		25.731	26.538	27.407		8
	Espinosa, Jack	6	6	11	5:18.006	12.323	25.991	26.877	28.273		6
	Mendana, Carlos	9	7	11	5:18.632	12.949	26.040	26.987	28.653		Bump
	Gardner, Joel	4	8	11	5:30.157	24.474	26.448	27.860	29.634		4
	Record, Jeff	7	9	10	5:10.201		27.544	28.471	31.020		7
	Jones, Jeff	10	10	10	5:19.567	9.366	28.170	29.743	31.957		Bump

Car#	1	2	3	4	5	6	7	8	9	10
	Lazar	Record	Deppen	Gardner	Kirkpatrick	Espinosa	Record	Fabiani	Mendana	Jones
1.	1/23.313	2/23.598	3/24.204	8/30.552	4/25.039	6/29.299	7/29.749	5/26.945	9/31.717	10/36.442
2.	5/32.900	2/28.735	3/29.415	7/28.443	1/25.272	6/27.190	8/29.575	4/27.163	9/28.559	10/31.805
3.	6/30.229	2/24.756	3/27.375	8/33.816	1/24.996	5/27.106	9/37.909	4/27.661	7/31.989	10/29.903
4.	5/24.442	2/24.955	3/25.690	8/29.707	1/25.325	4/26.220	9/27.701	6/31.617	7/26.040	10/29.625
5.	4/25.076	2/27.773	3/25.179	8/32.981	1/24.995	5/30.217	9/34.457	6/30.885	7/29.059	10/32.607
6.	4/28.687	3/31.329	2/25.115	8/28.080	1/25.623	5/25.991	9/27.544	6/25.731	7/32.104	10/28.170
7.	4/24.764	3/25.039	2/25.011	8/26.448	1/27.085	6/35.272	10/31.610	5/28.028	7/26.632	9/29.214
8.	4/26.951	3/24.277	2/26.745	8/30.791	1/25.129	6/30.445	9/27.785	5/26.033	7/26.464	10/32.988
9.	4/26.137	3/24.179	2/24.481	8/30.165	1/25.619	6/29.438	9/30.642	5/26.939	7/30.269	10/36.977
10.	4/27.192	3/29.346	2/26.430	8/26.623	1/25.353	6/27.877	9/33.229	5/27.640	7/27.319	10/31.836
11.	4/24.736	3/25.169	1/25.139	8/32.551	2/32.714	6/28.951		5/27.041	7/28.480	
12.	4/30.082	3/27.581	1/25.555		2/26.090					

Nitro Buggy (A Main)

Top Qualifier is Perez, Luis 13/5: 17.076 (Rnd 2)

Round 3

12

SFOFCSIII - Race 2

Ser#42318

Timing and Scoring by www.RCScoringPro.com

Sponsor	Driver Name	Car	Pos	Laps	Race Time	Behind	Fast Lap	Average Top 5	Top 10	Top 15	Q#
	Collins, Bart	4	1	47	20:02.231		22.707	23.174	23.389	23.538	4
	Everett, Erik	3	2	46	20:12.707		24.341	24.419	24.605	24.728	3
	Bellotti, Mke	5	3	45	19:55.501		24.581	24.834	24.981	25.114	5
	Kerby, Jamin	6	4	42	20:17.103		24.827	25.385	25.835	26.245	6
	Diaz, Mke	10	5	40	20:17.777		25.504	25.809	26.422	26.785	Bump
	Mennella, Mchael	2	6	39	20:28.220		22.813	23.674	23.975	24.196	2
	Reyes, Yoandy	8	7	38	19:40.696		18.538	24.201	25.239	25.792	8
	Mendana, Carlos	9	8	28	13:37.981		23.654	24.441	24.722	25.051	Bump
	Perez, Luis	1	9	0							1
	Barbera, Joe	7	10	0							7

Car#	1	2	3	4	5	6	7	8	9	10
	Perez	Mennella	Everett	Collins	Bellotti	Kerby	Barbera	Reyes	Mendana	Diaz
1.		1/22.813	3/25.117	2/24.907	4/28.238	5/28.723		6/30.416	7/30.888	8/30.977
2.		1/24.628	3/24.859	2/23.662	4/25.072	5/27.704		8/31.561	6/29.628	7/29.894
3.		1/23.716	3/25.673	2/25.095	4/24.581	5/26.445		8/33.405	6/23.654	7/28.985
4.		1/23.969	3/24.957	2/25.112	4/24.712	6/30.659		8/28.868	5/25.881	7/30.451
5.		1/25.564	3/24.350	2/23.916	4/25.424	6/27.750		7/26.103	5/24.679	8/36.756
6.		1/24.121	3/24.705	2/23.636	4/24.963	6/31.709		7/26.473	5/25.336	8/25.651
7.		1/24.595	3/24.366	2/23.532	4/28.130	6/25.612		7/30.137	5/28.413	8/25.504
8.		1/23.900	3/25.172	2/25.485	4/24.982	6/27.880		7/25.730	5/24.819	8/25.739
9.		1/24.374	3/25.075	2/23.725	4/25.492	6/24.827		7/32.006	5/24.619	8/32.987
10.		1/27.472	3/24.456	2/27.144	4/26.458	6/26.860		8/30.991	5/26.006	7/26.846
11.		2/26.376	3/24.341	1/23.882	4/26.521	6/26.445		8/25.273	5/26.147	7/26.963
12.		2/25.014	3/24.970	1/24.130	4/25.555	6/25.300		8/27.897	5/25.846	7/27.644
13.		2/24.834	3/26.848	1/24.708	4/25.760	6/32.984		8/26.161	5/24.711	7/25.899
14.		3/29.913	2/24.736	1/23.550	4/26.265	6/30.624		8/27.069	5/25.718	7/27.363
15.		3/27.773	2/25.805	1/28.676	4/25.327	6/29.114		7/27.751	5/25.547	8/29.733
16.		3/24.702	2/25.721	1/24.638	4/24.933	6/36.002		7/30.631	5/25.024	8/32.076
17.		3/28.861	2/24.908	1/25.742	4/25.051	6/39.298		8/53.738	5/26.062	7/45.665
18.		3/26.623	2/29.687	1/31.573	4/34.302	5/27.595		8/26.827	6/92.501	7/27.115
19.		3/39.519	2/36.993	1/38.584	4/27.527	5/27.727		8/28.664	6/24.540	7/30.554
20.		3/23.980	2/24.935	1/22.707	4/25.322	5/27.862		8/25.949	6/24.916	7/27.003
21.		4/29.775	2/25.003	1/25.383	3/27.256	6/30.790		7/25.658	5/25.562	8/35.536
22.		3/24.586	2/25.594	1/24.981	4/25.513	6/26.433		7/25.807	5/26.721	8/27.635
23.		3/25.700	2/25.749	1/23.453	4/25.693	5/27.066		7/27.970	6/30.124	8/27.252
24.		3/24.406	2/29.193	1/28.977	4/31.448	5/25.628		7/28.984	6/24.918	8/32.646
25.		3/25.212	2/25.240	1/23.640	4/27.375	5/27.375		7/32.399	6/27.824	8/34.077
26.		3/24.688	2/25.008	1/25.004	4/25.679	6/35.231		7/18.538	5/28.514	8/26.251
27.		3/24.496	2/26.020	1/24.528	4/35.373	6/27.776		8/56.156	5/29.229	7/29.370
28.		3/28.186	2/25.308	1/25.944	4/26.594	6/38.758		7/27.220	5/40.154	8/46.330
29.		5/122.191	2/25.851	1/32.535	3/28.030	4/31.272		6/26.881		7/31.657
30.		4/29.454	2/25.070	1/25.240	3/25.180	5/33.725		7/61.052		6/27.675
31.		4/25.403	1/26.983	2/35.945	3/25.554	5/28.126		7/26.699		6/27.318
32.		4/28.044	2/34.872	1/25.451	3/25.201	5/27.814		7/34.748		6/34.111
33.		7/132.869	2/28.262	1/23.312	3/26.535	4/25.907		6/26.822		5/30.991
34.		7/24.850	2/26.386	1/24.255	3/26.263	4/31.753		6/26.893		5/27.592
35.		7/25.052	2/25.875	1/24.193	3/25.553	4/29.339		6/27.384		5/32.005
36.		7/24.823	2/24.580	1/23.036	3/25.333	4/27.281		6/28.427		5/28.940
37.		7/30.349	2/25.140	1/23.897	3/27.571	4/27.583		6/51.542		5/29.852
38.		7/23.972	2/31.810	1/23.899	3/25.730	4/27.934		6/31.866		5/32.861
39.		6/31.417	2/26.319	1/24.476	3/26.044	4/26.748				5/30.852
40.			2/26.646	1/28.808	3/26.276	4/26.195				5/31.021
41.			2/24.752	1/24.616	3/26.362	4/25.559				
42.			2/29.061	1/23.768	3/25.136	4/27.690				
43.			2/26.669	1/24.575	3/27.036					
44.			2/26.025	1/24.632	3/28.040					
45.			2/26.627	1/25.982	3/26.111					
46.			2/26.990	1/23.364						
47.				1/23.933						