




South Florida Off Road Championship Series Race 5

Ser#42318

Timing and Scoring by www.RCScoringPro.com

Sponsor	Driver Name	Car	Pos	Laps	Race Time	Behind	Fast Lap	Average Top 5	Top 10	Top 15	Q#
	Intravia, Chris	8	1	10	5:14.948		29.846	30.481	31.495		1
	Kranz, Jeff	5	2	10	5:16.838	1.890	30.912	31.074	31.684		2
	Everett, Erik	10	3	10	5:20.504	5.556	30.853	31.167	32.050		3
	Carlson, Glenn	9	4	10	5:24.734	9.786	30.268	31.045	32.473		4
	Lee, Pak	6	5	9	5:09.320		31.240	32.789			5
	Davis, Bill	7	6	9	5:13.536	4.216	30.813	33.076			6
	Record, Corey	1	7	9	5:16.098	6.778	31.475	32.562			7
	Honcho, Mke	2	8	9	5:34.699	25.379	33.624	34.916			8
	Reynolds, AJ	3	9	8	5:22.784		34.090	37.894			9
	Diaz, Reuben	4	10	0							10

Car#	1	2	3	4	5	6	7	8	9	10
	Record	Honcho	Reynolds	Diaz	Kranz	Lee	Davis	Intravia	Carlson	Everett
1.	8/40.629 8/5:25.0	5/35.719 9/5:21.4	9/45.085 7/5:15.5		2/32.009 10/5:20.0	6/36.395 9/5:27.5	7/39.103 8/5:12.8	4/32.422 10/5:24.2	1/30.872 10/5:08.6	3/32.309 10/5:23.1
2.	8/36.636 8/5:09.0	7/38.049 9/5:31.9	9/37.695 8/5:31.1		3/33.327 10/5:26.7	5/33.099 9/5:12.7	6/34.001 9/5:28.9	4/33.346 10/5:28.8	1/32.262 10/5:15.6	2/30.941 10/5:16.2
3.	8/40.486 8/5:14.0	7/37.050 9/5:32.4	9/42.060 8/5:32.9		3/31.577 10/5:23.0	5/31.240 9/5:02.1	6/33.157 9/5:18.7	4/34.316 9/5:00.2	2/32.545 10/5:18.9	1/31.414 10/5:15.5
4.	8/32.671 8/5:00.8	7/33.624 9/5:24.9	9/46.168 8/5:42.0		3/33.088 10/5:25.0	5/34.326 9/5:03.8	6/31.859 9/5:10.7	4/31.600 10/5:29.2	2/34.128 10/5:24.5	1/31.726 10/5:15.9
5.	7/32.640 9/5:29.5	8/45.869 8/5:04.4	9/36.392 8/5:31.8		2/31.144 10/5:22.3	5/33.375 9/5:03.1	6/30.813 9/5:04.0	3/30.861 10/5:25.0	4/34.072 10/5:27.7	1/30.975 10/5:14.7
6.	7/35.536 9/5:27.8	8/35.823 8/5:01.5	9/41.247 8/5:31.5		2/30.912 10/5:20.0	6/40.984 9/5:14.1	5/36.251 9/5:07.7	3/29.846 10/5:20.6	4/34.589 10/5:30.7	1/33.116 10/5:17.4
7.	7/31.500 9/5:21.5	8/34.197 9/5:34.7	9/40.047 8/5:29.9		3/30.944 10/5:18.5	6/33.672 9/5:12.5	5/35.865 9/5:09.9	2/30.432 10/5:18.3	4/30.466 10/5:27.0	1/30.853 10/5:16.1
8.	7/34.525 9/5:20.1	8/35.216 9/5:32.4	9/34.090 8/5:22.7		2/31.250 10/5:17.8	5/33.417 9/5:11.0	6/36.935 9/5:12.7	1/30.815 10/5:17.0	4/31.355 10/5:25.3	3/35.562 10/5:21.1
9.	7/31.475 9/5:16.1	8/39.152 9/5:34.6			2/31.120 10/5:17.0	5/32.812 9/5:09.3	6/35.552 9/5:13.5	1/30.451 10/5:15.6	4/30.268 10/5:22.8	3/31.956 10/5:20.9
10.					2/31.467 10/5:16.8			1/30.859 10/5:14.9	4/34.177 10/5:24.7	3/31.652 10/5:20.5

2wd Stock

Top Qualifier is Intravia, Chris 10/5:14.948 (Rnd 1)


Round 1

2

South Florida Off Road Championship Series Race 5

Ser#42318

Timing and Scoring by www.RCScorePro.com

Sponsor	Driver Name	Car	Pos	Laps	Race Time	Behind	Fast Lap	Average Top 5	Top 10	Top 15	Q#
	Borkowicz, Dan	9	1	10	5:09.941		29.936	30.536	30.994		1
	Allen, Tom	3	2	10	5:17.981	8.040	30.557	31.093	31.798		4
	Bowser, Rob	6	3	9	5:01.123		31.675	32.074			7
	Chavez, Daniel	11	4	9	5:04.197	3.074	30.430	31.572			8
	Eich, Dustin	4	5	9	5:06.829	5.706	32.082	32.695			9
	Iler, David	8	6	9	5:08.367	7.244	32.479	32.999			10
	OConnell, Denis	7	7	9	5:09.794	8.671	32.502	33.268			12
	Cooper, Jared	2	8	9	5:24.159	23.036	33.001	34.159			15
	Robles, Jose	10	9	8	5:18.638		35.048	36.048			17
	Serio, Phil	1	10	8	5:20.700	2.062	36.482	38.408			18
	Hold, Kiarra	5	11	6	5:43.775		45.885	55.663			20

Car#	1	2	3	4	5	6	7	8	9	10
	Serio	Cooper	Allen	Eich	Hold	Bowser	OConnell	Iler	Borkowicz	Robles
1.	10/40.792 8/5:26.3	8/36.164 9/5:25.4	5/34.156 9/5:07.4	4/32.759 10/5:27.5	11/45.885 7/5:21.1	3/32.297 10/5:23.0	7/34.291 9/5:08.6	6/34.223 9/5:07.9	1/31.289 10/5:12.8	9/38.353 8/5:06.8
2.	9/45.039 7/5:00.4	6/33.001 9/5:11.2	4/30.931 10/5:25.4	8/40.334 9/5:28.9	11/53.236 7/5:46.9	3/31.675 10/5:19.8	7/36.973 9/5:20.6	5/34.128 9/5:07.5	1/30.637 10/5:09.6	10/50.367 7/5:10.5
3.	9/37.988 8/5:30.1	6/33.233 9/5:07.1	3/31.820 10/5:23.0	7/32.712 9/5:17.4	11/64.790 6/5:27.8	4/33.627 10/5:25.3	8/35.886 9/5:21.4	5/32.738 9/5:03.2	1/31.190 10/5:10.4	10/49.679 7/5:22.9
4.	9/42.011 8/5:31.6	6/35.409 9/5:10.0	2/30.993 10/5:19.7	7/32.082 9/5:10.2	11/65.462 6/5:44.0	4/35.830 9/5:00.2	8/32.502 9/5:14.2	5/34.284 9/5:04.5	1/29.936 10/5:07.6	10/36.319 7/5:05.7
5.	9/39.300 8/5:28.2	7/34.553 9/5:10.2	2/32.275 10/5:20.3	6/33.785 9/5:09.0	11/57.160 6/5:43.8	5/38.187 9/5:08.9	8/34.245 9/5:13.0	3/34.389 9/5:05.5	1/30.982 10/5:08.0	10/35.728 8/5:36.7
6.	9/36.482 8/5:22.1	8/40.963 9/5:19.9	2/31.843 10/5:20.0	4/32.603 9/5:06.4	11/57.242 6/5:43.7	3/31.728 9/5:05.0	6/33.742 9/5:11.4	7/40.474 9/5:15.3	1/30.521 10/5:07.6	10/35.048 8/5:27.3
7.	9/37.476 8/5:18.9	8/38.803 9/5:24.1	2/31.163 10/5:18.8	5/34.222 9/5:06.6		3/33.108 9/5:04.0	6/32.746 9/5:09.0	7/32.479 9/5:12.0	1/31.372 10/5:08.4	10/35.322 8/5:20.9
8.	10/41.612 8/5:20.6	8/37.432 9/5:25.7	2/31.936 10/5:18.8	5/33.320 9/5:05.7		3/32.847 9/5:02.9	7/36.306 9/5:11.2	6/32.601 9/5:09.7	1/32.050 10/5:09.9	9/37.822 8/5:18.6
9.		8/34.601 9/5:24.1	2/30.557 10/5:17.4	5/35.012 9/5:06.8		3/31.824 9/5:01.1	7/33.103 9/5:09.7	6/33.051 9/5:08.3	1/31.359 10/5:10.3	
10.			2/32.307 10/5:17.9						1/30.605 10/5:09.9	

Car#	11	12	13	14	15	16	17	18	19	20
	Chavez									
1.	2/32.089 10/5:20.9									
2.	2/31.636 10/5:18.6									
3.	2/31.087 10/5:16.0									
4.	3/33.298 10/5:20.2									
5.	4/43.177 9/5:08.3									
6.	5/35.454 9/5:10.1									
7.	4/30.430 9/5:04.9									
8.	4/34.407 9/5:05.5									
9.	4/32.619 9/5:04.1									
10.										



Top Qualifiers	Qual#	Laps	Race Time (Difference)	Round	Race	Pos in Race	Fast Lap
Borkowicz, Dan	1	10	5:09.941	1	2	1	29.936
Intravia, Chris	2	10	5:14.948 5.007	1	1	1	29.846
Kranz, Jeff	3	10	5:16.838 1.890	1	1	2	30.912
Allen, Tom	4	10	5:17.981 1.143	1	2	2	30.557
Everett, Erik	5	10	5:20.504 2.523	1	1	3	30.853

Carlson, Glenn	6	10	5:24.734	4.230	1	1	4	30.268
Bowser, Rob	7	9	5:01.123		1	2	3	31.675
Chavez, Daniel	8	9	5:04.197	3.074	1	2	4	30.430
Eich, Dustin	9	9	5:06.829	2.632	1	2	5	32.082
ller, David	10	9	5:08.367	1.538	1	2	6	32.479

South Florida Off Road Championship Series Race 5

Ser#42318

Timing and Scoring by www.RCScoringPro.com

Sponsor	Driver Name	Car	Pos	Laps	Race Time	Behind	Fast Lap	Average Top 5	Top 10	Top 15	Q#
	Applegate, Mke	3	1	11	5:26.744		29.295	29.410	29.596		1
	Fales, Justin	1	2	10	5:07.130		29.341	29.755	30.713		2
	Worthington, Glenn	2	3	10	5:11.333	4.203	29.537	30.342	31.133		3
	Lopez, Jader	6	4	10	5:11.333	4.203	29.342	30.037	31.133		4
	Record, Corey	8	5	10	5:25.343	18.213	29.963	31.154	32.534		5
	Carlson, Glenn	9	6	10	5:27.183	20.053	30.768	31.437	32.718		6
	Taylor, Dan	5	7	10	5:30.506	23.376	30.037	31.175	33.051		7
	Rodriguez, Felipe	4	8	9	5:17.488		32.193	32.998			8
	Hutton, Jonathan	7	9	9	5:18.703	1.215	32.589	34.089			9

Car#	1	2	3	4	5	6	7	8	9	10
	Fales	Worthington	Applegate	Rodriguez	Taylor	Lopez	Hutton	Record	Carlson	
1.	3/30.809 10/5:08.0	4/31.081 10/5:10.7	1/29.295 11/5:22.3	6/32.193 10/5:21.8	7/32.513 10/5:25.0	2/30.236 10/5:02.3	9/36.740 9/5:30.6	5/31.391 10/5:13.8	8/34.585 9/5:11.3	
2.	2/29.951 10/5:03.8	4/30.217 10/5:06.5	1/29.821 11/5:25.1	7/33.413 10/5:28.0	6/31.546 10/5:20.3	3/30.664 10/5:04.5	9/36.182 9/5:28.1	5/31.971 10/5:16.8	8/31.469 10/5:30.2	
3.	3/29.696 10/5:01.5	4/31.846 10/5:10.4	1/29.740 11/5:25.8	8/32.853 10/5:28.1	5/30.037 10/5:13.6	2/29.342 10/5:00.7	9/34.030 9/5:20.8	6/31.764 10/5:17.0	7/31.714 10/5:25.8	
4.	2/29.341 11/5:29.4	4/31.036 10/5:10.4	1/29.337 11/5:25.0	8/42.963 9/5:18.1	6/35.977 10/5:25.1	3/32.492 10/5:06.8	9/36.901 9/5:23.6	5/29.963 10/5:12.7	7/35.442 10/5:33.0	
5.	2/31.724 10/5:03.0	4/31.408 10/5:11.1	1/29.849 11/5:25.6	8/33.210 9/5:14.3	7/37.265 9/5:01.2	3/31.857 10/5:09.1	9/32.589 9/5:17.5	5/31.459 10/5:13.1	6/32.517 10/5:31.4	
6.	3/33.091 10/5:07.6	4/29.537 10/5:08.5	1/30.782 11/5:27.8	8/39.615 9/5:21.3	7/34.143 9/5:02.2	2/29.946 10/5:07.5	9/38.433 9/5:22.3	5/32.861 10/5:15.6	6/31.779 10/5:29.1	
7.	3/32.269 10/5:09.8	4/33.235 10/5:11.9	1/29.541 11/5:27.4	9/36.386 9/5:22.2	7/32.180 9/5:00.4	2/30.375 10/5:07.0	8/34.885 9/5:21.1	5/36.987 10/5:23.4	6/34.995 10/5:32.1	
8.	3/29.881 10/5:08.4	4/29.837 10/5:10.2	1/29.459 11/5:27.0	8/33.322 9/5:19.4	7/30.084 10/5:29.6	2/31.233 10/5:07.6	9/34.421 9/5:19.7	5/31.194 10/5:21.9	6/30.768 10/5:29.0	
9.	3/30.464 10/5:08.0	4/31.149 10/5:10.3	1/29.748 11/5:27.0	8/33.533 9/5:17.4	7/32.028 10/5:28.6	2/30.286 10/5:07.1	9/34.522 9/5:18.6	5/34.613 10/5:24.6	6/31.453 10/5:27.4	
10.	2/29.904 10/5:07.1	4/31.987 10/5:11.3	1/29.420 11/5:26.6		7/34.733 10/5:30.5	3/34.902 10/5:11.3		5/33.140 10/5:25.3	6/32.461 10/5:27.1	
11.			1/29.752 11/5:26.7							

Top Qualifiers	Qual#	Laps	Race Time (Difference)	Round	Race	Pos in Race	Fast Lap
Applegate, Mike	1	11	5:26.744	1	3	1	29.295
Fales, Justin	2	10	5:07.130	1	3	2	29.341
Worthington, Glenn	3	10	5:11.333	4.203	1	3	29.537
Lopez, Jader	4	10	5:11.333	0.000	1	3	29.342
Record, Corey	5	10	5:25.343	14.01	1	3	29.963
Carlson, Glenn	6	10	5:27.183	1.840	1	3	30.768
Taylor, Dan	7	10	5:30.506	3.323	1	3	30.037
Rodriguez, Felipe	8	9	5:17.488		1	3	32.193
Hutton, Jonathan	9	9	5:18.703	1.215	1	3	32.589

Top Qualifier is Applegate, Mike 11/5: 26.744 (Rnd 1)



South Florida Off Road Championship Series Race 5

Ser#42318

Timing and Scoring by www.RCScoringPro.com

Sponsor	Driver Name	Car	Pos	Laps	Race Time	Behind	Fast Lap	Average Top 5	Top 10	Top 15	Q#
	Collins, Bart	6	1	10	5:05.144		29.461	29.807	30.514		2
	Hazbun, Richard	8	2	10	5:06.895	1.751	29.758	29.950	30.690		3
	Jordao, Ricardo	4	3	10	5:10.337	5.193	29.290	29.716	31.034		5
	Neddeff, Matt	2	4	10	5:24.680	19.536	31.495	31.861	32.468		8
	Tavares, Mke	3	5	9	5:02.469		32.262	32.866			12
	Janos `Lazi` Lazar	5	6	9	5:10.950	8.481	30.327	30.806			13
	Molina, Felix	7	7	9	5:18.000	15.531	32.405	33.243			15
	Johnston, Richard	1	8	7	5:10.408		34.533	36.777			17


Car# 1	2	3	4	5	6	7	8	9	10
Johnston	Neddeff	Tavares	Jordao	Janos `Lazi` Lazar	Collins	Molina	Hazbun		
1. 6/39.525 8/5:16.1	2/31.495 10/5:15.0	5/33.871 9/5:04.8	4/33.689 9/5:03.2	8/57.961 6/5:47.7	1/30.038 10/5:00.3	7/41.937 8/5:35.5	3/33.400 9/5:00.5		
2. 8/86.997 5/5:16.3	3/31.805 10/5:16.5	5/33.350 9/5:02.4	4/29.777 10/5:17.3	7/32.135 7/5:15.3	1/29.461 11/5:27.2	6/39.626 8/5:26.2	2/29.758 10/5:15.7		
3. 8/38.762 6/5:30.5	3/34.022 10/5:24.3	5/32.913 9/5:00.3	4/34.596 10/5:26.8	7/30.434 8/5:21.4	1/31.211 10/5:02.3	6/34.915 8/5:10.6	2/31.504 10/5:15.5		
4. 8/35.585 6/5:01.3	4/32.889 10/5:25.5	5/32.703 10/5:32.1	3/30.571 10/5:21.5	7/35.238 8/5:11.5	1/31.128 10/5:04.6	6/33.566 8/5:00.0	2/30.573 10/5:13.0		
5. 8/39.263 7/5:36.1	4/32.342 10/5:25.1	5/33.102 10/5:31.8	3/29.290 10/5:15.8	7/31.585 9/5:37.2	1/29.590 10/5:02.8	6/34.308 9/5:31.8	2/30.729 10/5:11.9		
6. 8/35.743 7/5:21.8	4/32.105 10/5:24.4	5/33.484 10/5:32.3	3/30.182 10/5:13.5	7/31.378 9/5:28.0	1/29.822 10/5:02.0	6/32.405 9/5:25.1	2/29.954 10/5:09.8		
7. 8/34.533 7/5:10.4	4/31.560 10/5:23.1	5/37.091 9/5:04.0	3/29.584 10/5:10.9	6/30.477 9/5:20.4	1/31.112 10/5:03.3	7/35.307 9/5:24.0	2/30.142 10/5:08.6		
8.	4/32.682 10/5:23.6	5/33.693 9/5:03.9	3/29.746 10/5:09.3	6/31.415 9/5:15.6	1/30.131 10/5:03.1	7/33.529 9/5:21.2	2/29.874 10/5:07.4		
9.	4/33.355 10/5:24.7	5/32.262 9/5:02.4	3/30.441 10/5:08.7	6/30.327 9/5:10.9	1/32.528 10/5:05.5	7/32.407 9/5:18.0	2/30.939 10/5:07.6		
10.	4/32.425 10/5:24.6		3/32.461 10/5:10.3		1/30.123 10/5:05.1		2/30.022 10/5:06.8		

Top Qualifiers	Qual#	Laps	Race Time (Difference)		Round	Race	Pos in Race	Fast Lap
Applegate, Mike	1	11	5:26.744		1	3	1	29.295
Collins, Bart	2	10	5:05.144		1	4	1	29.461
Hazbun, Richard	3	10	5:06.895	1.751	1	4	2	29.758
Fales, Justin	4	10	5:07.130	0.235	1	3	2	29.341
Jordao, Ricardo	5	10	5:10.337	3.207	1	4	3	29.290
Worthington, Glenn	6	10	5:11.333	0.996	1	3	3	29.537
Lopez, Jader	7	10	5:11.333	0.000	1	3	4	29.342
Neddeff, Matt	8	10	5:24.680	13.34	1	4	4	31.495
Record, Corey	9	10	5:25.343	0.663	1	3	5	29.963
Carlson, Glenn	10	10	5:27.183	1.840	1	3	6	30.768

South Florida Off Road Championship Series Race 5

Ser#42318

Timing and Scoring by www.RCScoringPro.com

Sponsor	Driver Name	Car	Pos	Laps	Race Time	Behind	Fast Lap	Average Top 5	Top 10	Top 15	Q#
	Everett, Erik	2	1	10	5:11.689		30.455	30.691	31.169		1
	Applegate, Mke	7	2	10	5:12.678	0.989	29.238	29.942	31.268		2
	Davis, Bill	9	3	10	5:22.794	11.105	30.600	30.880	32.279		3
	Kranz, Jeff	5	4	10	5:24.196	12.507	31.319	31.586	32.420		4
	Carlson, Glenn	1	5	10	5:32.508	20.819	31.670	32.532	33.251		5
	Record, Corey	3	6	9	4:56.571		31.153	31.661			6
	Taylor, Dan	6	7	9	5:21.886	25.315	32.292	33.375			7
	Worthington, Glenn	8	8	1	0:30.814		30.814				8
	Diaz, Reuben	4	9	0							9

Car#	1	2	3	4	5	6	7	8	9	10
	Carlson	Everett	Record	Diaz	Kranz	Taylor	Applegate	Worthington	Davis	
1.	7/32.597 10/5:26.0	3/30.777 10/5:07.8	5/31.153 10/5:11.5		6/31.610 10/5:16.1	8/41.812 8/5:34.4	1/30.575 10/5:05.6	4/30.814 10/5:08.0	2/30.600 10/5:06.0	
2.	6/33.040 10/5:28.1	3/31.026 10/5:09.0	5/32.241 10/5:16.9		4/31.319 10/5:14.6	7/35.014 8/5:07.3	1/29.238 11/5:28.9		2/30.638 10/5:06.1	
3.	6/33.597 10/5:30.7	2/31.351 10/5:10.5	4/31.752 10/5:17.1		5/34.023 10/5:23.1	7/38.664 8/5:07.9	1/30.525 10/5:01.1		3/32.550 10/5:12.6	
4.	6/33.019 10/5:30.6	2/30.989 10/5:10.3	3/31.662 10/5:17.0		5/31.482 10/5:21.0	7/32.518 9/5:33.0	1/32.450 10/5:06.9		4/33.922 10/5:19.2	
5.	6/31.670 10/5:27.8	1/31.261 10/5:10.8	4/32.383 10/5:18.3		5/32.012 10/5:20.8	7/32.292 9/5:24.5	2/32.684 10/5:10.9		3/31.262 10/5:17.9	
6.	6/34.867 10/5:31.3	2/30.498 10/5:09.8	5/34.647 10/5:23.0		4/32.610 10/5:21.7	7/34.309 9/5:21.9	1/29.870 10/5:08.8		3/31.046 10/5:16.7	
7.	6/33.595 10/5:31.9	2/30.734 10/5:09.4	4/31.669 10/5:22.1		5/32.587 10/5:22.3	7/38.062 9/5:24.8	1/30.891 10/5:08.8		3/31.246 10/5:16.0	
8.	6/32.332 10/5:30.9	2/31.230 10/5:09.8	5/32.068 10/5:21.9		4/31.513 10/5:21.4	7/36.474 9/5:25.2	1/30.118 10/5:07.9		3/32.171 10/5:16.7	
9.	6/33.667 10/5:31.5	2/33.368 10/5:12.4	5/38.996 10/5:29.5		4/32.006 10/5:21.2	7/32.741 9/5:21.8	1/29.957 10/5:07.0		3/30.870 10/5:15.8	
10.	5/34.124 10/5:32.5	1/30.455 10/5:11.6			4/35.034 10/5:24.2		2/36.370 10/5:12.6		3/38.489 10/5:22.7	

Top Qualifiers	Qual#	Laps	Race Time (Difference)	Round	Race	Pos in Race	Fast Lap
Everett, Erik	1	10	5:11.689	1	5	1	30.455
Applegate, Mike	2	10	5:12.678 0.989	1	5	2	29.238
Davis, Bill	3	10	5:22.794 10.11	1	5	3	30.600
Kranz, Jeff	4	10	5:24.196 1.402	1	5	4	31.319
Carlson, Glenn	5	10	5:32.508 8.312	1	5	5	31.670
Record, Corey	6	9	4:56.571	1	5	6	31.153
Taylor, Dan	7	9	5:21.886 25.31	1	5	7	32.292
Worthington, Glenn	8	1	30.814	1	5	8	30.814
Diaz, Reuben	9	0		1	5	9	



South Florida Off Road Championship Series Race 5

Ser#42318

Timing and Scoring by www.RCScoringPro.com

Sponsor	Driver Name	Car	Pos	Laps	Race Time	Behind	Fast Lap	Average Top 5	Top 10	Top 15	Q#
	Intravia, Chris	7	1	11	5:01.455		26.618	27.066	27.347		1
	Fales, Justin	5	2	11	5:09.293	7.838	26.529	26.788	27.683		2
	Mntiel, Christian	9	3	10	5:01.279		28.634	28.869	30.128		3
	Lee, Pak	4	4	10	5:10.444	9.165	28.994	29.757	31.044		4
	Mato, Jose	6	5	10	5:13.602	12.323	29.975	30.571	31.360		5
	Hold, Brett	8	6	10	5:13.676	12.397	28.925	29.953	31.368		6
	Robles, Jose	2	7	10	5:21.471	20.192	30.288	31.433	32.147		7
	Rodriguez, Fred	1	8	10	5:21.489	20.210	29.079	30.537	32.149		8
	Gonzalez, Gabe	3	9	0							9

Car#	1	2	3	4	5	6	7	8	9	10
	Rodriguez	Robles	Gonzalez	Lee	Fales	Mato	Intravia	Hold	Montiel	
1.	4/30.155 10/5:01.6	6/31.738 10/5:17.3		5/31.425 10/5:14.3	1/27.162 12/5:25.9	7/32.234 10/5:22.2	2/27.888 11/5:06.7	8/35.225 9/5:17.0	3/29.667 11/5:26.3	
2.	5/32.490 10/5:13.2	7/32.615 10/5:21.7		4/29.937 10/5:06.8	1/27.001 12/5:24.9	6/31.832 10/5:20.3	2/27.986 11/5:07.2	8/32.451 9/5:04.5	3/28.634 11/5:20.6	
3.	5/34.120 10/5:22.5	6/32.713 10/5:23.5		4/30.206 10/5:05.2	2/32.465 11/5:17.6	7/33.436 10/5:25.0	1/27.839 11/5:06.9	8/31.627 10/5:31.0	3/28.888 11/5:19.6	
4.	8/33.022 10/5:24.4	6/32.045 10/5:22.7		4/32.339 10/5:09.7	2/26.748 11/5:11.7	5/31.298 10/5:22.0	1/26.998 11/5:04.4	7/30.389 10/5:24.2	3/30.661 11/5:24.0	
5.	6/30.466 10/5:20.5	8/33.389 10/5:25.0		4/30.018 10/5:07.8	2/29.434 11/5:14.1	5/30.991 10/5:19.5	1/27.395 11/5:03.8	7/32.309 10/5:24.0	3/29.636 11/5:24.4	
6.	7/35.161 10/5:25.6	8/32.964 10/5:25.7		4/34.443 10/5:13.9	2/30.534 11/5:17.7	5/31.946 10/5:19.5	1/27.145 11/5:02.9	6/29.817 10/5:19.6	3/34.077 10/5:02.6	
7.	8/32.079 10/5:24.9	7/31.605 10/5:24.3		4/28.994 10/5:10.5	2/26.793 11/5:14.5	5/29.975 10/5:16.7	1/27.356 11/5:02.6	6/32.298 10/5:20.1	3/29.060 10/5:00.8	
8.	7/29.079 10/5:20.7	8/31.491 10/5:23.1		4/33.080 10/5:13.0	2/28.398 11/5:14.2	5/30.943 10/5:15.8	1/27.213 11/5:02.2	6/31.339 10/5:19.3	3/32.895 10/5:04.4	
9.	7/30.906 10/5:19.4	8/30.288 10/5:20.9		4/30.372 10/5:12.0	2/26.529 11/5:11.7	5/30.656 10/5:14.7	1/27.592 11/5:02.3	6/28.925 10/5:15.9	3/29.121 10/5:02.9	
10.	8/34.011 10/5:21.4	7/32.623 10/5:21.4		4/29.630 10/5:10.4	2/26.869 11/5:10.1	5/30.291 10/5:13.6	1/27.425 11/5:02.3	6/29.296 10/5:13.6	3/28.640 10/5:01.2	
11.					2/27.360 11/5:09.2		1/26.618 11/5:01.4			

Top Qualifiers	Qual#	Laps	Race Time (Difference)		Round	Race	Pos in Race	Fast Lap
Intravia, Chris	1	11	5:01.455		1	6	1	26.618
Fales, Justin	2	11	5:09.293	7.838	1	6	2	26.529
Montiel, Christian	3	10	5:01.279		1	6	3	28.634
Lee, Pak	4	10	5:10.444	9.165	1	6	4	28.994
Mato, Jose	5	10	5:13.602	3.158	1	6	5	29.975
Hold, Brett	6	10	5:13.676	0.074	1	6	6	28.925
Robles, Jose	7	10	5:21.471	7.795	1	6	7	30.288
Rodriguez, Fred	8	10	5:21.489	0.018	1	6	8	29.079
Gonzalez, Gabe	9	0			1	6	9	

Top Qualifier is Intravia, Chris 11/5:01.455 (Rnd 1)



South Florida Off Road Championship Series Race 5

Ser#42318

Timing and Scoring by www.RCScoringPro.com

Sponsor	Driver Name	Car	Pos	Laps	Race Time	Behind	Fast Lap	Average Top 5	Top 10	Top 15	Q#
	Lopez, Jader	6	1	12	5:22.222		25.857	26.085	26.338		1
	Janos `Lazi` Lazar	7	2	11	5:12.619		27.201	27.742	28.219		4
	Carlson, Glenn	3	3	11	5:16.616	3.997	27.632	28.096	28.550		5
	Neddeff, Matt	2	4	11	5:24.800	12.181	28.311	28.579	29.228		6
	Eich, Dustin	5	5	11	5:26.961	14.342	28.212	28.711	29.185		7
	Record, Corey	9	6	11	5:28.514	15.895	28.316	28.699	29.157		8
	Hazbun, Sebastian	4	7	7	3:26.872		27.753	28.595			15
	Hutton, Jonathan	8	8	4	2:00.382		28.710				16
	Hold, Kiarra	1	9	0							17
	Taylor, Dan	10	10	0							19

Car#	1	2	3	4	5	6	7	8	9	10
	Hold	Neddeff	Carlson	Hazbun	Eich	Lopez	nos `Lazi` Laz	Hutton	Record	Taylor
1.		6/31.216 10/5:12.1	3/28.938 11/5:18.3	7/32.005 10/5:20.0	4/29.869 11/5:28.5	1/27.634 11/5:03.9	2/28.150 11/5:09.6	5/30.140 10/5:01.3	8/36.941 9/5:32.4	
2.		5/29.247 10/5:02.3	3/28.144 11/5:13.9	7/31.890 10/5:19.5	4/28.727 11/5:22.3	1/26.252 12/5:23.3	2/27.534 11/5:06.2	6/32.564 10/5:13.5	8/29.408 10/5:31.7	
3.		5/29.378 11/5:29.4	4/29.783 11/5:18.4	7/28.356 10/5:07.5	3/28.212 11/5:18.3	1/27.018 12/5:23.6	2/29.855 11/5:13.6	6/28.968 10/5:05.5	8/29.064 10/5:18.0	
4.		5/29.325 11/5:27.7	3/28.862 11/5:18.2	6/27.966 10/5:00.5	4/29.198 11/5:19.0	1/26.262 12/5:21.5	2/27.201 11/5:10.0	7/28.710 10/5:00.9	8/28.570 10/5:09.9	
5.		6/30.215 11/5:28.6	4/31.115 11/5:23.0	5/27.753 11/5:25.5	3/29.381 11/5:19.8	1/26.408 12/5:20.5	2/28.152 11/5:09.9		7/30.133 10/5:08.2	
6.		5/28.514 11/5:26.1	4/28.291 11/5:21.0	6/30.107 11/5:26.4	3/29.050 11/5:19.8	1/25.857 12/5:18.8	2/27.929 11/5:09.5		7/29.561 10/5:06.1	
7.		5/28.783 11/5:24.7	4/28.440 11/5:19.8	6/28.795 11/5:25.0	3/28.646 11/5:19.1	1/26.227 12/5:18.2	2/30.430 11/5:13.1		7/28.591 10/5:03.2	
8.		5/32.523 11/5:28.8	3/27.971 11/5:18.3		4/35.108 11/5:27.5	1/31.207 12/5:25.3	2/27.896 11/5:12.3		6/29.380 10/5:02.0	
9.		4/28.524 11/5:27.2	3/28.655 11/5:18.0		5/30.603 11/5:28.5	1/26.629 12/5:24.6	2/28.381 11/5:12.3		6/28.316 11/5:29.9	
10.		4/28.764 11/5:26.1	3/28.785 11/5:17.8		5/28.920 11/5:27.4	1/25.865 12/5:23.2	2/28.777 11/5:12.7		6/28.956 11/5:28.8	
11.		4/28.311 11/5:24.8	3/27.632 11/5:16.6		5/29.247 11/5:26.9	1/26.224 12/5:22.4	2/28.314 11/5:12.6		6/29.594 11/5:28.5	
12.						1/26.639 12/5:22.2				

Top Qualifiers	Qual#	Laps	Race Time (Difference)	Round	Race	Pos in Race	Fast Lap
Lopez, Jader	1	12	5:22.222	1	7	1	25.857
Intravia, Chris	2	11	5:01.455	1	6	1	26.618
Fales, Justin	3	11	5:09.293	7.838	1	2	26.529
Janos `Lazi` Lazar	4	11	5:12.619	3.326	1	2	27.201
Carlson, Glenn	5	11	5:16.616	3.997	1	3	27.632
Neddeff, Matt	6	11	5:24.800	8.184	1	4	28.311
Eich, Dustin	7	11	5:26.961	2.161	1	5	28.212
Record, Corey	8	11	5:28.514	1.553	1	6	28.316
Montiel, Christian	9	10	5:01.279		1	3	28.634
Lee, Pak	10	10	5:10.444	9.165	1	4	28.994



South Florida Off Road Championship Series Race 5

Ser#42318

Timing and Scoring by www.RCScoringPro.com

Sponsor	Driver Name	Car	Pos	Laps	Race Time	Behind	Fast Lap	Average Top 5	Top 10	Top 15	Q#
	Paz, Daniel	9	1	11	5:04.682		27.109	27.268	27.526		1
	Intravia, Chris	5	2	11	5:31.999	27.317	28.305	28.472	29.715		2
	Mato, Jose	3	3	10	5:22.589		28.660	30.111	32.259		3
	Reynolds, AJ	7	4	10	5:28.725	6.136	30.283	31.053	32.873		4
	Reiman, Wayne	8	5	9	5:16.777		32.908	34.136			5
	Perry, Richard	2	6	9	5:25.454	8.677	33.376	34.333			6
	Serio, Phil	4	7	8	5:11.366		33.288	34.957			7
	Record, Jeff	6	8	6	4:17.854		29.007	30.622			8
	Honcho, Mke	1	9	3	2:00.463		36.602				9

Car# 1	2	3	4	5	6	7	8	9	10
Honcho	Perry	Mato	Serio	Intravia	Record	Reynolds	Reiman	Paz	
1. 7/36.602 9/5:29.4	5/33.874 9/5:04.8	3/32.225 10/5:22.2	8/45.510 7/5:18.5	2/30.171 10/5:01.7	9/104.745 3/5:14.2	4/33.215 10/5:32.1	6/36.243 9/5:26.1	1/28.249 11/5:10.7	
2. 7/42.225 8/5:15.3	6/39.230 9/5:28.9	4/39.054 9/5:20.7	8/38.215 8/5:34.8	2/28.305 11/5:21.6	9/30.462 5/5:38.0	3/35.958 9/5:11.2	5/35.526 9/5:22.9	1/29.422 11/5:17.1	
3. 7/41.636 8/5:21.2	6/40.152 8/5:02.0	4/31.061 9/5:07.0	8/44.422 8/5:41.7	2/30.631 11/5:26.7	9/31.469 6/5:33.3	3/31.348 9/5:01.5	5/33.984 9/5:17.2	1/27.420 11/5:11.9	
4.	6/34.027 9/5:31.3	3/28.660 10/5:27.5	7/33.288 8/5:22.8	2/34.853 10/5:09.8	8/31.481 7/5:46.7	4/31.582 10/5:30.2	5/36.410 9/5:19.8	1/27.743 11/5:10.2	
5.	6/36.148 9/5:30.1	3/29.937 10/5:21.8	7/33.502 8/5:11.9	2/28.741 10/5:05.3	8/29.007 7/5:18.0	4/30.955 10/5:26.1	5/35.555 9/5:19.8	1/27.168 11/5:08.0	
6.	6/34.242 9/5:26.5	3/31.890 10/5:21.3	7/35.450 8/5:07.1	2/30.494 10/5:05.3	8/30.690 7/5:00.8	4/31.098 10/5:23.6	5/37.889 9/5:23.4	1/27.790 11/5:07.6	
7.	6/36.151 9/5:26.3	3/30.391 10/5:18.8	7/46.650 8/5:16.6	2/29.925 10/5:04.4		4/34.637 10/5:26.8	5/33.815 9/5:20.6	1/27.136 11/5:06.3	
8.	6/33.376 9/5:23.0	3/36.577 10/5:24.7	7/34.329 8/5:11.3	2/28.661 10/5:02.2		4/37.464 10/5:32.8	5/34.447 9/5:19.3	1/27.547 11/5:05.8	
9.	6/38.254 9/5:25.4	3/32.288 10/5:24.5		2/28.339 10/5:00.1		4/32.185 10/5:31.5	5/32.908 9/5:16.7	1/27.589 11/5:05.6	
10.		3/30.506 10/5:22.5		2/28.314 11/5:28.2		4/30.283 10/5:28.7		1/27.509 11/5:05.3	
11.				2/33.565 10/5:01.8				1/27.109 11/5:04.6	

Top Qualifiers	Qual#	Laps	Race Time (Difference)	Round	Race	Pos in Race	Fast Lap
Paz, Daniel	1	11	5:04.682	1	8	1	27.109
Intravia, Chris	2	11	5:31.999 27.31	1	8	2	28.305
Mato, Jose	3	10	5:22.589	1	8	3	28.660
Reynolds, AJ	4	10	5:28.725 6.136	1	8	4	30.283
Reiman, Wayne	5	9	5:16.777	1	8	5	32.908
Perry, Richard	6	9	5:25.454 8.677	1	8	6	33.376
Serio, Phil	7	8	5:11.366	1	8	7	33.288
Record, Jeff	8	6	4:17.854	1	8	8	29.007
Honcho, Mike	9	3	2:00.463	1	8	9	36.602

Pro 4 Mod

Round 1


Top Qualifier is Paz, Daniel 11/5: 04.682 (Rnd 1)



South Florida Off Road Championship Series Race 5

Ser#42318

Timing and Scoring by www.RCScoringPro.com

Sponsor	Driver Name	Car	Pos	Laps	Race Time	Behind	Fast Lap	Average Top 5	Top 10	Top 15	Q#
	Carlson, Glenn	8	1	11	5:08.627		27.474	27.718	28.007		2
	Iler, David	7	2	11	5:26.072	17.445	28.783	29.021	29.502		3
	Chavez, Daniel	2	3	10	5:03.603		28.346	29.050	30.360		5
	Iler, Jessica	4	4	10	5:07.927	4.324	29.711	30.261	30.793		6
	OConnell, Denis	6	5	10	5:10.483	6.880	29.304	29.901	31.048		7
	Rodriguez, Felipe	1	6	10	5:15.044	11.441	28.829	29.832	31.504		8
	Hutton, Jonathan	5	7	10	5:17.281	13.678	29.670	30.153	31.728		9
	Hold, Brett	3	8	9	5:04.440		31.717	32.192			12
	Reynolds, Ed	9	9	2	1:21.964		37.079				18

Car# 1	2	3	4	5	6	7	8	9	10
Rodriguez	Chavez	Hold	Iler	Hutton	OConnell	Iler	Carlson	Reynolds	
1. 5/31.615 10/5:16.1	2/30.515 10/5:05.1	8/33.272 10/5:32.7	7/32.807 10/5:28.1	6/31.623 10/5:16.1	4/31.507 10/5:15.1	3/31.056 10/5:10.5	1/28.212 11/5:10.3	9/37.079 9/5:33.7	
2. 8/39.680 9/5:20.8	3/30.666 10/5:05.8	7/33.967 9/5:02.5	6/30.513 10/5:16.6	4/29.906 10/5:07.6	5/31.041 10/5:12.7	2/29.098 10/5:00.7	1/27.474 11/5:06.2	9/44.885 8/5:27.8	
3. 8/28.829 9/5:00.3	3/28.346 11/5:28.2	7/31.767 10/5:30.0	5/30.353 10/5:12.2	4/30.504 10/5:06.7	6/33.241 10/5:19.3	2/28.998 11/5:26.8	1/28.231 11/5:07.7		
4. 7/30.234 10/5:25.9	2/29.454 11/5:27.1	8/34.062 10/5:32.6	5/30.868 10/5:11.3	4/30.789 10/5:07.0	6/30.375 10/5:15.3	3/30.230 11/5:28.2	1/28.358 11/5:08.7		
5. 7/29.665 10/5:20.0	3/29.736 11/5:27.1	8/32.323 10/5:30.7	5/30.889 10/5:10.8	4/30.229 10/5:06.1	6/30.027 10/5:12.3	2/28.783 11/5:25.9	1/27.912 11/5:08.4		
6. 7/31.487 10/5:19.1	2/28.797 11/5:25.4	8/40.379 9/5:08.6	4/30.316 10/5:09.5	5/33.636 10/5:11.1	6/32.693 10/5:14.8	3/29.714 11/5:26.1	1/27.629 11/5:07.6		
7. 7/31.026 10/5:17.9	3/33.250 10/5:01.0	8/31.717 9/5:05.3	4/31.484 10/5:10.3	6/33.885 10/5:15.0	5/29.304 10/5:11.6	2/30.672 11/5:27.7	1/27.630 11/5:07.1		
8. 6/31.495 10/5:17.5	3/33.259 10/5:05.0	8/31.883 9/5:03.0	4/30.411 10/5:09.5	7/36.582 10/5:21.4	5/32.498 10/5:13.3	2/29.020 11/5:26.6	1/28.557 11/5:08.0		
9. 6/29.404 10/5:14.9	3/30.661 10/5:05.1	8/35.070 9/5:04.4	4/30.575 10/5:09.1	7/30.457 10/5:19.5	5/30.169 10/5:12.0	2/29.206 11/5:26.0	1/28.376 11/5:08.4		
10. 6/31.609 10/5:15.0	3/28.919 10/5:03.6		4/29.711 10/5:07.9	7/29.670 10/5:17.2	5/29.628 10/5:10.4	2/29.862 11/5:26.3	1/27.943 11/5:08.3		
11.						2/29.433 11/5:26.0	1/28.305 11/5:08.6		

Top Qualifiers	Qual#	Laps	Race Time (Difference)	Round	Race	Pos in Race	Fast Lap
Paz, Daniel	1	11	5:04.682	1	8	1	27.109
Carlson, Glenn	2	11	5:08.627 3.945	1	9	1	27.474
Iler, David	3	11	5:26.072 17.44	1	9	2	28.783
Intravia, Chris	4	11	5:31.999 5.927	1	8	2	28.305
Chavez, Daniel	5	10	5:03.603	1	9	3	28.346
Iler, Jessica	6	10	5:07.927 4.324	1	9	4	29.711
OConnell, Denis	7	10	5:10.483 2.556	1	9	5	29.304
Rodriguez, Felipe	8	10	5:15.044 4.561	1	9	6	28.829
Hutton, Jonathan	9	10	5:17.281 2.237	1	9	7	29.670
Mato, Jose	10	10	5:22.589 5.308	1	8	3	28.660

Pro 4 Mod

Round 1

Top Qualifier is Paz, Daniel 11/5: 04.682 (Rnd 1)

10

South Florida Off Road Championship Series Race 5

Ser#42318

Timing and Scoring by www.RCScoringPro.com

Sponsor	Driver Name	Car	Pos	Laps	Race Time	Behind	Fast Lap	Average Top 5	Top 10	Top 15	Q#
	Janos `Lazi` Lazar	1	1	11	5:15.019		27.544	27.908	28.421		3
	Liberatore, Tim	2	2	10	5:03.282		29.036	29.524	30.328		6
	Espinosa, Jack	6	3	10	5:13.672	10.390	29.428	30.131	31.367		10
	Cooper, Jared	5	4	10	5:26.259	22.977	31.670	31.981	32.626		14
	Montiel, Christian	8	5	10	5:31.143	27.861	30.575	31.790	33.114		16
	Johnston, Richard	4	6	9	5:01.973		31.700	32.449			17
	Jones, Jeff	7	7	9	5:15.064	13.091	31.593	33.805			19
	Lee, Alain	3	8	7	5:05.191		40.984	42.422			23

Car# 1	2	3	4	5	6	7	8	9	10
Janos `Lazi` Lazar	Liberatore	Lee	Johnston	Cooper	Espinosa	Jones	Montiel		
1. 1/27.855 11/5:06.4	3/30.313 10/5:03.0	8/46.674 7/5:26.6	5/35.587 9/5:20.3	4/33.348 9/5:00.1	2/30.036 10/5:00.3	7/38.488 8/5:07.9	6/36.277 9/5:26.5		
2. 1/28.086 11/5:07.6	2/29.254 11/5:27.6	8/41.683 7/5:09.2	5/33.431 9/5:10.5	4/32.427 10/5:28.8	3/30.684 10/5:03.6	7/36.135 9/5:35.7	6/34.400 9/5:18.0		
3. 1/28.507 11/5:09.6	2/29.810 11/5:27.7	8/41.978 7/5:04.1	5/31.702 9/5:02.1	4/32.658 10/5:28.1	3/30.505 10/5:04.0	7/33.332 9/5:23.8	6/32.829 9/5:10.5		
4. 1/27.544 11/5:07.9	2/31.215 10/5:01.4	8/46.406 7/5:09.2	6/36.030 9/5:07.6	4/33.018 10/5:28.6	3/30.261 10/5:03.7	7/35.726 9/5:23.2	5/30.575 9/5:01.6		
5. 1/28.618 11/5:09.3	2/29.036 11/5:29.1	8/43.505 7/5:08.3	6/33.922 9/5:07.2	4/31.670 10/5:26.2	3/30.424 10/5:03.8	7/35.632 9/5:22.7	5/31.250 10/5:30.6		
6. 1/28.761 11/5:10.5	2/31.084 10/5:01.1	8/43.961 7/5:08.2	6/33.288 9/5:05.9	4/31.885 10/5:25.0	3/34.111 10/5:10.0	7/33.939 9/5:19.8	5/32.838 10/5:30.2		
7. 1/27.970 11/5:10.1	2/29.875 10/5:00.8	8/40.984 7/5:05.1	6/32.122 9/5:03.5	4/33.771 10/5:26.8	3/36.015 10/5:17.1	7/34.529 9/5:18.5	5/32.391 10/5:29.3		
8. 1/28.086 11/5:09.9	2/31.657 10/5:02.8		6/34.191 9/5:04.0	4/33.560 10/5:27.9	3/31.089 10/5:16.3	7/31.593 9/5:14.2	5/31.906 10/5:28.0		
9. 1/30.809 11/5:13.1	2/31.394 10/5:04.0		6/31.700 9/5:01.9	4/31.903 10/5:26.9	3/29.428 10/5:13.9	7/35.690 9/5:15.0	5/32.832 10/5:28.1		
10. 1/29.242 11/5:14.0	2/29.644 10/5:03.2			4/32.019 10/5:26.2	3/31.119 10/5:13.6		5/35.845 10/5:31.1		
11. 1/29.541 11/5:15.0									

Top Qualifiers	Qual#	Laps	Race Time (Difference)	Round	Race	Pos in Race	Fast Lap
Paz, Daniel	1	11	5:04.682	1	8	1	27.109
Carlson, Glenn	2	11	5:08.627 3.945	1	9	1	27.474
Janos `Lazi` Lazar	3	11	5:15.019 6.392	1	10	1	27.544
Iler, David	4	11	5:26.072 11.05	1	9	2	28.783
Intravia, Chris	5	11	5:31.999 5.927	1	8	2	28.305
Liberatore, Tim	6	10	5:03.282	1	10	2	29.036
Chavez, Daniel	7	10	5:03.603 0.321	1	9	3	28.346
Iler, Jessica	8	10	5:07.927 4.324	1	9	4	29.711
OConnell, Denis	9	10	5:10.483 2.556	1	9	5	29.304
Espinosa, Jack	10	10	5:13.672 3.189	1	10	3	29.428

South Florida Off Road Championship Series Race 5

Ser#42318

Timing and Scoring by www.RCScoringPro.com

Sponsor	Driver Name	Car	Pos	Laps	Race Time	Behind	Fast Lap	Average Top 5	Top 10	Top 15	Q#
	Fales, Justin	8	1	12	5:25.572		26.213	26.505	26.791		1
	Kranz, Jeff	6	2	11	5:08.035		27.367	27.562	27.879		2
	Collins, Bart	7	3	11	5:10.120	2.085	26.930	27.223	27.924		3
	Carlson, Glenn	4	4	11	5:15.609	7.574	27.387	27.843	28.403		4
	Lee, Pak	1	5	10	5:02.492		28.999	29.342	30.249		5
	Bowser, Rob	9	6	10	5:06.848	4.356	28.538	29.152	30.685		6
	Hutton, Jonathan	2	7	10	5:19.311	16.819	29.712	30.252	31.931		7
	Molina, Felix	3	8	10	5:25.290	22.798	29.035	30.449	32.529		8
	Tavares, Mke	5	9	10	5:32.620	30.128	30.691	31.598	33.262		9

Car#	1	2	3	4	5	6	7	8	9	10
	Lee	Hutton	Molina	Carlson	Tavares	Kranz	Collins	Fales	Bowser	
1.	4/28.999 11/5:19.0	6/29.712 11/5:26.8	9/38.871 8/5:10.9	3/28.259 11/5:10.8	8/37.746 8/5:02.0	2/27.598 11/5:03.6	5/29.349 11/5:22.8	1/27.075 12/5:24.8	7/30.708 10/5:07.1	
2.	5/30.994 11/5:29.9	7/36.138 10/5:29.2	8/30.712 9/5:13.1	3/28.330 11/5:11.2	9/34.582 9/5:25.4	2/27.972 11/5:05.6	4/28.137 11/5:16.1	1/26.987 12/5:24.3	6/29.949 10/5:03.2	
3.	5/29.069 11/5:26.5	7/33.280 10/5:30.4	8/29.691 10/5:30.8	4/30.521 11/5:19.4	9/30.770 9/5:09.3	2/29.243 11/5:10.9	3/29.201 11/5:17.8	1/26.213 12/5:21.1	6/28.538 11/5:27.0	
4.	6/31.419 10/5:01.1	8/33.678 10/5:32.0	7/31.250 10/5:26.3	4/27.564 11/5:15.3	9/32.459 9/5:05.0	2/28.369 11/5:11.2	3/27.413 11/5:13.7	1/26.711 12/5:20.9	5/30.609 11/5:29.4	
5.	6/30.301 10/5:01.5	8/30.596 10/5:26.8	7/31.949 10/5:24.9	4/28.754 11/5:15.5	9/31.997 9/5:01.5	3/28.409 11/5:11.4	2/26.930 11/5:10.2	1/26.824 12/5:21.1	5/29.768 11/5:29.0	
6.	6/29.455 10/5:00.4	8/30.081 10/5:22.4	7/29.035 10/5:19.1	4/31.580 11/5:20.8	9/33.678 9/5:01.8	3/27.919 11/5:10.7	2/27.128 11/5:08.2	1/29.969 11/5:00.2	5/28.958 11/5:27.3	
7.	6/32.562 10/5:04.0	8/30.924 10/5:20.5	7/31.557 10/5:18.6	4/28.555 11/5:19.8	9/33.449 9/5:01.7	3/27.501 11/5:09.5	2/28.393 11/5:08.8	1/26.331 12/5:25.9	5/29.016 11/5:26.1	
8.	6/29.844 10/5:03.2	7/34.031 10/5:23.0	8/36.456 10/5:24.3	4/28.434 11/5:19.0	9/30.691 10/5:31.7	2/27.438 11/5:08.6	3/30.881 11/5:12.7	1/27.691 12/5:26.7	5/30.045 11/5:26.6	
9.	5/29.342 10/5:02.2	7/30.622 10/5:21.1	8/31.644 10/5:23.5	4/28.549 11/5:18.4	9/32.072 10/5:30.4	2/27.904 11/5:08.4	3/28.043 11/5:12.2	1/26.554 12/5:25.7	6/39.779 10/5:08.1	
10.	5/30.507 10/5:02.4	7/30.249 10/5:19.3	8/34.125 10/5:25.2	4/27.387 11/5:16.7	9/35.176 10/5:32.6	2/27.367 11/5:07.6	3/27.228 11/5:10.9	1/27.203 12/5:25.8	6/29.478 10/5:06.8	
11.				4/27.676 11/5:15.6		2/28.315 11/5:08.0	3/27.417 11/5:10.1	1/27.298 12/5:26.0		
12.								1/26.716 12/5:25.5		

Top Qualifiers	Qual#	Laps	Race Time (Difference)	Round	Race	Pos in Race	Fast Lap
Fales, Justin	1	12	5:25.572	1	11	1	26.213
Kranz, Jeff	2	11	5:08.035	1	11	2	27.367
Collins, Bart	3	11	5:10.120 2.085	1	11	3	26.930
Carlson, Glenn	4	11	5:15.609 5.489	1	11	4	27.387
Lee, Pak	5	10	5:02.492	1	11	5	28.999
Bowser, Rob	6	10	5:06.848 4.356	1	11	6	28.538
Hutton, Jonathan	7	10	5:19.311 12.46	1	11	7	29.712
Molina, Felix	8	10	5:25.290 5.979	1	11	8	29.035
Tavares, Mike	9	10	5:32.620 7.330	1	11	9	30.691

South Florida Off Road Championship Series Race 5

Ser#42318

Timing and Scoring by www.RCScoringPro.com

Sponsor	Driver Name	Car	Pos	Laps	Race Time	Behind	Fast Lap	Average Top 5	Top 10	Top 15	Q#
	Intravia, Chris	4	1	12	5:26.340		26.124	26.346	26.667		2
	Schaefer, Chris	8	2	11	5:02.216		26.422	27.122	27.379		3
	Rodriguez, Felipe	1	3	11	5:09.109	6.893	26.915	27.329	27.937		5
	Torres, Yamig	9	4	11	5:12.027	9.811	27.366	27.723	28.104		7
	Betancur, Juan	5	5	11	5:25.912	23.696	28.156	28.525	29.181		9
	Johnston, Richard	6	6	10	5:04.736		29.507	29.839	30.474		11
	Iler, Jessica	7	7	10	5:10.383	5.647	29.909	30.271	31.038		13
	Hold, Brett	2	8	9	5:01.821		29.337	30.455			17
	Rodriguez, Fred	3	9	7	5:24.058		31.234	36.153			18

Car#	1	2	3	4	5	6	7	8	9	10
	Rodriguez	Hold	Rodriguez	Intravia	Betancur	Johnston	Iler	Schaefer	Torres	
1.	3/28.046 11/5:08.5	6/30.278 10/5:02.8	8/31.234 10/5:12.3	1/26.435 12/5:17.1	5/28.797 11/5:16.8	9/31.625 10/5:16.1	7/31.117 10/5:11.1	2/27.477 11/5:02.2	4/28.051 11/5:08.5	
2.	4/29.674 11/5:17.4	8/32.424 10/5:13.5	9/38.319 9/5:12.9	1/26.370 12/5:16.7	5/29.901 11/5:22.8	7/30.901 10/5:12.6	6/29.909 10/5:05.1	2/27.624 11/5:03.0	3/27.684 11/5:06.5	
3.	4/26.915 11/5:10.3	8/36.926 10/5:32.1	9/42.344 9/5:35.7	1/26.855 12/5:18.6	5/30.254 11/5:26.1	7/30.974 10/5:11.6	6/30.649 10/5:05.5	2/27.524 11/5:02.9	3/28.024 11/5:07.1	
4.	4/27.591 11/5:08.6	8/30.677 10/5:25.7	9/33.861 9/5:27.9	1/26.932 12/5:19.7	5/30.208 11/5:27.6	7/29.749 10/5:08.1	6/30.378 10/5:05.1	2/26.422 12/5:27.1	3/27.875 11/5:06.9	
5.	4/29.743 11/5:12.3	8/29.337 10/5:19.2	9/35.007 9/5:25.3	1/26.503 12/5:19.4	5/28.723 11/5:25.3	7/29.507 10/5:05.5	6/30.263 10/5:04.6	2/26.962 12/5:26.4	3/27.900 11/5:06.9	
6.	4/28.956 11/5:13.3	8/40.116 10/5:32.9	9/100.614 7/5:28.2	1/27.395 12/5:20.9	5/28.460 11/5:23.2	7/29.972 10/5:04.5	6/30.155 10/5:04.1	2/27.669 11/5:00.0	3/28.824 11/5:08.6	
7.	4/27.448 11/5:11.7	8/30.875 10/5:29.4	9/42.679 7/5:24.0	1/26.300 12/5:20.2	5/29.297 11/5:23.1	6/30.929 10/5:05.2	7/31.330 10/5:05.4	2/27.599 11/5:00.5	3/29.086 11/5:10.2	
8.	4/28.082 11/5:11.3	8/40.078 9/5:04.5		1/31.420 11/5:00.0	5/28.156 11/5:21.4	6/29.784 10/5:04.3	7/32.609 10/5:08.0	2/27.766 11/5:01.1	3/27.790 11/5:09.6	
9.	4/27.457 11/5:10.3	8/31.110 9/5:01.8		1/26.124 12/5:25.7	5/34.101 11/5:27.4	6/30.184 10/5:04.0	7/31.050 10/5:08.2	2/27.340 11/5:01.1	3/28.435 11/5:10.0	
10.	4/27.234 11/5:09.2			1/27.095 12/5:25.7	5/28.488 11/5:26.0	6/31.111 10/5:04.7	7/32.923 10/5:10.3	2/27.410 11/5:01.1	3/27.366 11/5:09.1	
11.	3/27.963 11/5:09.1			1/28.248 12/5:26.9	5/29.527 11/5:25.9			2/28.423 11/5:02.2	4/30.992 11/5:12.0	
12.				1/26.663 12/5:26.3						

Top Qualifiers	Qual#	Laps	Race Time (Difference)	Round	Race	Pos in Race	Fast Lap
Fales, Justin	1	12	5:25.572	1	11	1	26.213
Intravia, Chris	2	12	5:26.340 0.768	1	12	1	26.124
Schaefer, Chris	3	11	5:02.216	1	12	2	26.422
Kranz, Jeff	4	11	5:08.035 5.819	1	11	2	27.367
Rodriguez, Felipe	5	11	5:09.109 1.074	1	12	3	26.915
Collins, Bart	6	11	5:10.120 1.011	1	11	3	26.930
Torres, Yamig	7	11	5:12.027 1.907	1	12	4	27.366
Carlson, Glenn	8	11	5:15.609 3.582	1	11	4	27.387
Betancur, Juan	9	11	5:25.912 10.30	1	12	5	28.156
Lee, Pak	10	10	5:02.492	1	11	5	28.999

South Florida Off Road Championship Series Race 5

Ser#42318

Timing and Scoring by www.RCScoringPro.com

Sponsor	Driver Name	Car	Pos	Laps	Race Time	Behind	Fast Lap	Average Top 5	Top 10	Top 15	Q#
	Perez, Luis	2	1	12	5:23.359		26.183	26.499	26.764		1
	Janos `Lazi` Lazar	7	2	11	5:10.532		26.667	27.094	27.941		8
	Llberatore, Tim	4	3	11	5:17.777	7.245	27.825	28.385	28.784		11
	Mntiel, Christian	3	4	11	5:19.972	9.440	27.126	27.734	28.591		12
	Gonzalez, Gabe	1	5	11	5:22.863	12.331	28.160	28.510	29.027		13
	Robles, Jose	5	6	10	5:15.339		28.939	30.298	31.534		19
	Espinosa, Jack	8	7	10	5:28.898	13.559	29.674	30.565	32.890		22
	Hancock, John	6	8	8	5:10.584		31.194	32.098			25

Car# 1	2	3	4	5	6	7	8	9	10
Gonzalez	Perez	Montiel	Llberatore	Robles	Hancock	nos `Lazi` Laz	Espinosa		
1. 4/29.345 11/5:22.7	1/28.019 11/5:08.2	6/33.227 10/5:32.2	3/29.262 11/5:21.8	5/32.196 10/5:22.0	8/67.395 5/5:36.9	2/28.909 11/5:18.0	7/41.296 8/5:30.3		
2. 4/28.965 11/5:20.7	1/27.704 11/5:06.4	5/27.648 10/5:04.4	2/27.825 11/5:13.9	6/33.146 10/5:26.7	8/44.520 6/5:35.7	3/28.472 11/5:15.5	7/31.703 9/5:28.5		
3. 4/28.837 11/5:19.5	1/26.866 11/5:02.8	5/28.655 11/5:28.2	3/28.684 11/5:14.4	6/32.383 10/5:25.7	8/31.194 7/5:33.9	2/26.971 11/5:09.2	7/35.883 9/5:26.6		
4. 4/28.905 11/5:19.1	1/27.188 11/5:01.8	5/27.755 11/5:22.5	3/29.031 11/5:15.6	6/30.842 10/5:21.4	8/38.181 7/5:17.2	2/27.103 11/5:06.5	7/35.276 9/5:24.3		
5. 4/28.543 11/5:18.0	1/26.823 11/5:00.5	5/34.066 10/5:02.6	3/28.930 11/5:16.2	6/31.748 10/5:20.6	8/34.045 7/5:01.4	2/30.752 11/5:12.8	7/30.176 9/5:13.7		
6. 3/28.160 11/5:16.7	1/26.617 12/5:26.4	5/28.521 11/5:29.7	2/27.952 11/5:14.7	6/30.230 10/5:17.5	8/31.611 8/5:29.2	4/31.120 11/5:17.7	7/31.138 9/5:08.2		
7. 4/31.671 11/5:21.2	1/26.963 12/5:26.0	5/27.783 11/5:26.3	2/28.806 11/5:15.0	6/32.402 10/5:18.5	8/31.472 8/5:18.1	3/27.583 11/5:15.7	7/29.674 9/5:02.3		
8. 4/28.801 11/5:20.6	1/26.204 12/5:24.5	5/28.358 11/5:24.5	3/28.858 11/5:15.3	6/28.939 10/5:14.8	8/32.166 8/5:10.5	2/27.252 11/5:13.7	7/31.582 9/5:00.0		
9. 5/32.588 11/5:24.8	1/26.812 12/5:24.2	4/27.126 11/5:21.6	3/29.836 11/5:16.7	6/33.722 10/5:17.3		2/27.479 11/5:12.4	7/30.253 10/5:29.9		
10. 5/28.222 11/5:23.4	1/27.302 12/5:24.6	4/28.419 11/5:20.7	3/28.656 11/5:16.6	6/29.731 10/5:15.3		2/26.667 11/5:10.5	7/31.917 10/5:28.8		
11. 5/28.826 11/5:22.8	1/26.678 12/5:24.1	4/28.414 11/5:19.9	3/29.937 11/5:17.7			2/28.224 11/5:10.5			
12.	1/26.183 12/5:23.3								

Top Qualifiers	Qual#	Laps	Race Time (Difference)	Round	Race	Pos in Race	Fast Lap
Perez, Luis	1	12	5:23.359	1	13	1	26.183
Fales, Justin	2	12	5:25.572 2.213	1	11	1	26.213
Intravia, Chris	3	12	5:26.340 0.768	1	12	1	26.124
Schaefer, Chris	4	11	5:02.216	1	12	2	26.422
Kranz, Jeff	5	11	5:08.035 5.819	1	11	2	27.367
Rodriguez, Felipe	6	11	5:09.109 1.074	1	12	3	26.915
Collins, Bart	7	11	5:10.120 1.011	1	11	3	26.930
Janos `Lazi` Lazar	8	11	5:10.532 0.412	1	13	2	26.667
Torres, Yamig	9	11	5:12.027 1.495	1	12	4	27.366
Carlson, Glenn	10	11	5:15.609 3.582	1	11	4	27.387

Top Qualifier is Borkowicz, Dan 10/5:09.941 (Rnd 1)



South Florida Off Road Championship Series Race 5

Ser#42318

Timing and Scoring by www.RCScorePro.com

Sponsor	Driver Name	Car	Pos	Laps	Race Time	Behind	Fast Lap	Average Top 5	Top 10	Top 15	Q#
	Intravia, Chris	8	1	11	5:27.879		29.332	29.458	29.677		1
	Everett, Erik	10	2	11	5:30.250	2.371	29.309	29.559	29.961		2
	Kranz, Jeff	5	3	10	5:08.736		30.086	30.409	30.874		3
	Carlson, Glenn	9	4	10	5:09.351	0.615	29.753	30.230	30.935		4
	Record, Corey	1	5	10	5:17.876	9.140	30.030	30.460	31.788		6
	Diaz, Reuben	4	6	10	5:21.697	12.961	30.615	31.262	32.170		8
	Davis, Bill	7	7	9	5:03.906		30.536	31.030			10
	Reynolds, AJ	3	8	8	5:00.622		33.803	34.523			18
	Honcho, Mke	2	9	8	5:06.096	5.474	35.082	36.596			17
	Lee, Pak	6	10	1	0:35.246		35.246				14

Car#	1	2	3	4	5	6	7	8	9	10
	Record	Honcho	Reynolds	Diaz	Kranz	Lee	Davis	Intravia	Carlson	Everett
1.	7/34.538 9/5:10.8	9/43.951 7/5:07.6	10/51.740 6/5:10.4	5/31.856 10/5:18.6	4/31.807 10/5:18.0	8/35.246 9/5:17.2	3/30.536 10/5:05.3	1/29.332 11/5:22.6	6/31.869 10/5:18.6	2/29.678 11/5:26.4
2.	6/30.030 10/5:22.8	8/37.869 8/5:27.2	9/34.466 7/5:01.7	5/31.397 10/5:16.2	3/30.483 10/5:11.4		7/34.067 10/5:23.0	1/29.536 11/5:23.7	4/30.763 10/5:13.1	2/30.545 10/5:01.1
3.	6/33.950 10/5:28.3	9/38.243 8/5:20.1	8/33.803 8/5:20.0	5/31.147 10/5:14.6	3/30.441 10/5:09.1		7/45.323 9/5:29.7	1/29.819 11/5:25.1	4/31.614 10/5:14.1	2/29.658 11/5:29.5
4.	6/30.206 10/5:21.8	8/35.082 8/5:10.2	9/40.775 8/5:21.5	5/34.240 10/5:21.5	3/30.086 10/5:07.0		7/32.014 9/5:19.3	1/31.106 11/5:29.4	4/30.068 10/5:10.7	2/30.144 10/5:00.0
5.	5/31.233 10/5:19.9	8/36.405 8/5:06.4	9/35.490 8/5:14.0	6/31.706 10/5:20.6	3/30.993 10/5:07.6		7/30.723 9/5:10.7	1/29.993 11/5:29.5	4/31.163 10/5:10.9	2/30.476 10/5:01.0
6.	6/33.366 10/5:22.1	9/40.920 8/5:09.9	8/35.170 8/5:08.5	5/32.103 10/5:20.7	3/31.502 10/5:08.8		7/33.175 9/5:08.7	1/29.754 11/5:29.1	4/30.094 10/5:09.2	2/29.410 11/5:29.8
7.	6/30.590 10/5:19.8	9/35.570 8/5:06.3	8/35.335 8/5:04.8	5/30.615 10/5:18.6	3/30.840 10/5:08.7		7/30.809 9/5:04.2	1/29.440 11/5:28.3	4/31.474 10/5:10.0	2/30.399 10/5:00.4
8.	6/30.655 10/5:18.2	9/38.056 8/5:06.1	8/33.843 8/5:00.6	5/31.443 10/5:18.1	3/30.776 10/5:08.6		7/31.068 9/5:01.1	1/29.374 11/5:27.7	4/32.081 10/5:11.4	2/30.252 10/5:00.6
9.	5/32.489 10/5:18.9			6/34.595 10/5:21.2	3/30.258 10/5:07.9		7/36.191 9/5:03.9	1/29.949 11/5:27.9	4/29.753 10/5:09.8	2/29.309 11/5:29.8
10.	5/30.819 10/5:17.8			6/32.595 10/5:21.7	3/31.550 10/5:08.7			1/29.607 11/5:27.7	4/30.472 10/5:09.3	2/29.741 11/5:29.5
11.								1/29.969 11/5:27.8		2/30.638 10/5:00.2

Top Qualifiers	Qual#	Laps	Race Time (Difference)	Round	Race	Pos in Race	Fast Lap
Intravia, Chris	1	11	5:27.879	2	1	1	29.332
Everett, Erik	2	11	5:30.250 2.371	2	1	2	29.309
Kranz, Jeff	3	10	5:08.736	2	1	3	30.086
Carlson, Glenn	4	10	5:09.351 0.615	2	1	4	29.753
Borkowicz, Dan	5	10	5:09.941 0.590	1	2	1	29.936
Record, Corey	6	10	5:17.876 7.935	2	1	5	30.030
Allen, Tom	7	10	5:17.981 0.105	1	2	2	30.557
Diaz, Reuben	8	10	5:21.697 3.716	2	1	6	30.615
Bowser, Rob	9	9	5:01.123	1	2	3	31.675
Davis, Bill	10	9	5:03.906 2.783	2	1	7	30.536

Top Qualifier is Intravia, Chris 11/5: 27.879 (Rnd 2)



South Florida Off Road Championship Series Race 5

Ser#42318

Timing and Scoring by www.RCScorePro.com

Sponsor	Driver Name	Car	Pos	Laps	Race Time	Behind	Fast Lap	Average Top 5	Top 10	Top 15	Q#
	Borkowicz, Dan	9	1	11	5:29.795		29.172	29.257	29.542		2
	Bowser, Rob	6	2	10	5:13.804		30.452	30.820	31.380		6
	Allen, Tom	3	3	10	5:17.708	3.904	30.247	30.787	31.771		7
	Eich, Dustin	4	4	10	5:22.265	8.461	30.886	31.509	32.227		10
	Chavez, Daniel	11	5	10	5:26.852	13.048	29.736	30.776	32.685		11
	Iler, David	8	6	10	5:29.674	15.870	30.778	31.755	32.967		12
	Cooper, Jared	2	7	9	5:08.113		31.994	32.562			14
	OConnell, Denis	7	8	9	5:18.379	10.266	32.427	33.139			16
	Robles, Jose	10	9	8	5:01.879		33.463	35.819			19
	Serio, Phil	1	10	7	5:11.795		34.954	37.348			20
	Hold, Kiarra	5	11	0							

Car#	1	2	3	4	5	6	7	8	9	10
	Serio	Cooper	Allen	Eich	Hold	Bowser	OConnell	Iler	Borkowicz	Robles
1.	10/84.240 4/5:36.9	5/31.994 10/5:19.8	3/30.644 10/5:06.3	7/33.134 10/5:31.3		4/31.356 10/5:13.6	9/42.102 8/5:36.8	6/32.876 10/5:28.8	1/29.500 11/5:24.5	8/36.414 9/5:27.6
2.	10/35.308 6/5:58.6	7/36.288 9/5:07.2	2/30.247 10/5:04.4	5/31.457 10/5:22.9		3/30.702 10/5:10.3	9/38.654 8/5:23.0	6/34.288 9/5:02.2	1/29.239 11/5:23.0	8/33.463 9/5:14.4
3.	10/40.274 6/5:19.6	7/33.042 9/5:03.9	4/33.469 10/5:14.5	5/31.721 10/5:21.0		3/31.254 10/5:11.0	9/36.832 8/5:13.5	6/33.006 9/5:00.5	1/29.205 11/5:22.4	8/34.906 9/5:14.3
4.	10/38.047 7/5:46.2	7/32.877 9/5:01.9	3/31.872 10/5:15.5	5/33.517 10/5:24.5		2/32.539 10/5:14.6	9/33.362 8/5:01.8	6/33.070 10/5:33.1	1/29.464 11/5:22.8	8/37.834 9/5:20.8
5.	10/38.157 7/5:30.4	7/38.426 9/5:10.7	3/32.590 10/5:17.6	5/30.886 10/5:21.4		2/30.810 10/5:13.3	9/34.267 9/5:33.3	6/31.519 10/5:29.5	1/34.372 10/5:03.5	8/41.228 9/5:30.9
6.	10/34.954 7/5:16.1	7/33.400 9/5:09.0	3/31.626 10/5:17.4	4/32.388 10/5:21.8		2/32.145 10/5:14.6	8/32.427 9/5:26.4	6/31.794 10/5:27.5	1/30.214 10/5:03.3	9/42.088 8/5:01.2
7.	10/40.815 7/5:11.8	7/37.190 9/5:12.7	3/34.112 10/5:20.7	4/31.721 10/5:21.1		2/30.452 10/5:13.2	8/33.170 9/5:22.4	6/31.807 10/5:26.2	1/29.205 10/5:01.7	9/36.478 9/5:37.3
8.		7/32.370 9/5:10.0	3/30.617 10/5:18.9	4/31.761 10/5:20.7		2/31.618 10/5:13.6	8/35.098 9/5:21.6	6/30.778 10/5:23.9	1/29.922 10/5:01.3	9/39.468 8/5:01.8
9.		7/32.526 9/5:08.1	3/31.730 10/5:18.7	4/33.883 10/5:22.7		2/32.045 10/5:14.3	8/32.467 9/5:18.3	6/37.245 10/5:29.3	1/29.653 10/5:00.8	
10.			3/30.801 10/5:17.7	4/31.797 10/5:22.2		2/30.883 10/5:13.8		6/33.291 10/5:29.6	1/29.172 11/5:29.9	
11.									1/29.849 11/5:29.8	

Car#	11	12	13	14	15	16	17	18	19	20
	Chavez									
1.	2/30.202 10/5:02.0									
2.	4/32.053 10/5:11.2									
3.	2/29.736 10/5:06.6									
4.	4/36.046 10/5:20.0									
5.	4/32.266 10/5:20.6									
6.	5/35.585 10/5:26.4									
7.	5/30.666 10/5:23.6									
8.	5/31.223 10/5:22.2									
9.	5/36.235 10/5:26.6									
10.	5/32.840 10/5:26.8									
11.										

Top Qualifiers	Qual#	Laps	Race Time (Difference)	Round	Race	Pos in Race	Fast Lap
Intravia, Chris	1	11	5:27.879	2	1	1	29.332
Borkowicz, Dan	2	11	5:29.795 1.916	2	2	1	29.172

Everett, Erik	3	11	5:30.250	0.455	2	1	2	29.309
Kranz, Jeff	4	10	5:08.736		2	1	3	30.086
Carlson, Glenn	5	10	5:09.351	0.615	2	1	4	29.753
Bowser, Rob	6	10	5:13.804	4.453	2	2	2	30.452
Allen, Tom	7	10	5:17.708	3.904	2	2	3	30.247
Record, Corey	8	10	5:17.876	0.168	2	1	5	30.030
Diaz, Reuben	9	10	5:21.697	3.821	2	1	6	30.615
Eich, Dustin	10	10	5:22.265	0.568	2	2	4	30.886

Top Qualifier is Applegate, Mike 11/5: 26.744 (Rnd 1)

3

South Florida Off Road Championship Series Race 5

Ser#42318

Timing and Scoring by www.RCScoringPro.com

Sponsor	Driver Name	Car	Pos	Laps	Race Time	Behind	Fast Lap	Average Top 5	Top 10	Top 15	Q#
	Lopez, Jader	6	1	11	5:18.392		28.093	28.377	28.771		1
	Applegate, Mke	3	2	11	5:21.176	2.784	28.510	28.675	28.997		2
	Fales, Justin	1	3	10	5:02.690		29.068	29.716	30.269		3
	Record, Corey	8	4	10	5:08.116	5.426	28.582	29.439	30.812		6
	Taylor, Dan	5	5	10	5:13.359	10.669	28.923	29.951	31.336		9
	Carlson, Glenn	9	6	9	5:07.310		29.990	31.626			11
	Hutton, Jonathan	7	7	9	5:15.039	7.729	31.702	32.829			14
	Worthington, Glenn	2	8	1	0:48.856		48.856				8
	Rodriguez, Felipe	4	9	0							

Car#	1	2	3	4	5	6	7	8	9	10
	Fales	Worthington	Applegate	Rodriguez	Taylor	Lopez	Hutton	Record	Carlson	
1.	2/30.123 10/5:01.1	8/48.856 7/5:42.0	5/31.202 10/5:12.0		6/31.240 10/5:12.3	3/30.681 10/5:06.8	7/39.937 8/5:19.5	1/29.370 11/5:23.0	4/31.043 10/5:10.3	
2.	2/29.437 11/5:27.5		3/29.761 10/5:04.8		6/34.881 10/5:30.6	1/28.093 11/5:23.2	7/34.323 9/5:34.1	4/32.269 10/5:08.1	5/34.689 10/5:28.6	
3.	2/30.100 11/5:28.7		3/28.963 11/5:29.7		6/30.371 10/5:21.6	1/28.829 11/5:21.1	7/36.319 9/5:31.7	4/30.709 10/5:07.8	5/30.507 10/5:20.7	
4.	3/30.237 11/5:29.7		2/28.604 11/5:25.9		4/30.656 10/5:17.8	1/28.636 11/5:19.6	7/36.306 9/5:30.4	5/35.631 10/5:19.9	6/33.276 10/5:23.8	
5.	3/30.432 10/5:00.6		2/28.510 11/5:23.4		5/29.984 10/5:14.2	1/28.779 11/5:19.0	7/33.929 9/5:25.4	4/28.582 10/5:13.1	6/41.289 9/5:07.4	
6.	3/30.037 10/5:00.6		2/29.995 11/5:24.5		4/28.923 10/5:10.1	1/28.483 11/5:18.0	7/31.755 9/5:18.8	5/30.375 10/5:11.5	6/33.313 9/5:06.1	
7.	3/33.157 10/5:05.0		2/29.058 11/5:23.8		5/32.144 10/5:11.7	1/30.614 11/5:20.7	7/32.437 9/5:15.0	4/29.689 10/5:09.4	6/29.990 9/5:00.9	
8.	3/30.162 10/5:04.6		2/28.740 11/5:22.8		5/34.682 10/5:16.1	1/28.548 11/5:19.9	7/38.331 9/5:18.7	4/29.568 10/5:07.7	6/35.430 9/5:03.2	
9.	3/29.068 10/5:03.0		2/28.821 11/5:22.2		5/29.981 10/5:14.2	1/28.466 11/5:19.1	7/31.702 9/5:15.0	4/29.984 10/5:06.8	6/37.773 9/5:07.3	
10.	3/29.937 10/5:02.6		2/28.764 11/5:21.6		5/30.497 10/5:13.3	1/28.296 11/5:18.3		4/31.939 10/5:08.1		
11.			2/28.758 11/5:21.1			1/28.967 11/5:18.3				

Top Qualifiers	Qual#	Laps	Race Time (Difference)	Round	Race	Pos in Race	Fast Lap
Lopez, Jader	1	11	5:18.392	2	3	1	28.093
Applegate, Mike	2	11	5:21.176 2.784	2	3	2	28.510
Fales, Justin	3	10	5:02.690	2	3	3	29.068
Collins, Bart	4	10	5:05.144 2.454	1	4	1	29.461
Hazbun, Richard	5	10	5:06.895 1.751	1	4	2	29.758
Record, Corey	6	10	5:08.116 1.221	2	3	4	28.582
Jordao, Ricardo	7	10	5:10.337 2.221	1	4	3	29.290
Worthington, Glenn	8	10	5:11.333 0.996	1	3	3	29.537
Taylor, Dan	9	10	5:13.359 2.026	2	3	5	28.923
Neddeff, Matt	10	10	5:24.680 11.32	1	4	4	31.495

Top Qualifier is Lopez, Jader 11/5: 18.392 (Rnd 2)



South Florida Off Road Championship Series Race 5

Ser#42318

Timing and Scoring by www.RCScoringPro.com

Sponsor	Driver Name	Car	Pos	Laps	Race Time	Behind	Fast Lap	Average Top 5	Top 10	Top 15	Q#
	Jordao, Ricardo	4	1	11	5:20.645		28.058	28.617	29.034		2
	Hazbun, Richard	8	2	11	5:26.172	5.527	28.331	28.698	29.465		4
	Collins, Bart	6	3	11	5:28.046	7.401	28.596	28.894	29.508		5
	Janos `Lazi` Lazar	5	4	11	5:29.252	8.607	29.049	29.335	29.710		6
	Neddeff, Matt	2	5	10	5:13.095		30.428	30.735	31.309		10
	Johnston, Richard	1	6	9	5:14.015		33.276	33.892			14
	Tavares, Mke	3	7	9	5:16.452	2.437	33.117	33.907			13
	Mblina, Felix	7	8	8	5:15.812		32.920	37.225			17

Car# 1	2	3	4	5	6	7	8	9	10
Johnston	Neddeff	Tavares	Jordao	Janos `Lazi` Lazar	Collins	Molina	Hazbun		
1. 7/35.589 9/5:20.3	5/33.570 9/5:02.1	6/34.983 9/5:14.8	4/30.306 10/5:03.0	3/29.402 11/5:23.3	2/28.756 11/5:16.3	8/38.997 8/5:12.0	1/28.423 11/5:12.6		
2. 7/38.807 9/5:34.8	5/31.009 10/5:22.8	6/35.342 9/5:16.4	2/28.847 11/5:25.3	3/29.760 11/5:25.3	1/28.596 11/5:15.4	8/37.416 8/5:05.6	4/31.384 11/5:28.9		
3. 7/35.389 9/5:29.3	5/30.428 10/5:16.7	6/37.071 9/5:22.2	4/29.862 11/5:26.4	3/29.457 11/5:24.9	1/30.144 11/5:20.8	8/39.373 8/5:08.7	2/28.722 11/5:24.6		
4. 6/34.370 9/5:24.3	5/30.958 10/5:14.9	7/37.726 9/5:26.5	2/28.470 11/5:23.0	4/29.883 11/5:25.8	1/29.070 11/5:20.5	8/45.564 8/5:22.6	3/29.915 11/5:25.7		
5. 7/34.772 9/5:22.0	5/31.637 10/5:15.1	6/33.181 9/5:20.9	1/29.043 11/5:22.3	4/29.213 11/5:24.9	2/30.542 11/5:23.6	8/37.418 8/5:18.0	3/28.998 11/5:24.3		
6. 7/33.276 9/5:18.3	5/31.727 10/5:15.5	6/33.838 9/5:18.2	1/29.395 11/5:22.5	4/30.235 11/5:26.2	3/30.428 11/5:25.4	8/42.847 8/5:22.1	2/29.015 11/5:23.5		
7. 7/33.866 9/5:16.3	5/30.725 10/5:14.3	6/33.117 9/5:15.3	1/29.273 11/5:22.4	4/32.156 10/5:00.1	2/29.352 11/5:25.1	8/41.277 8/5:23.3	3/30.589 11/5:25.3		
8. 7/33.946 9/5:15.0	5/30.761 10/5:13.5	6/34.418 9/5:14.6	1/29.230 11/5:22.3	4/30.177 10/5:00.3	2/29.338 11/5:24.8	8/32.920 8/5:15.8	3/31.522 11/5:28.0		
9. 6/34.000 9/5:14.0	5/31.478 10/5:13.6	7/36.776 9/5:16.4	1/29.492 11/5:22.5	4/29.049 11/5:29.1	2/30.143 11/5:25.5		3/28.331 11/5:26.2		
10.	5/30.802 10/5:13.1		1/28.058 11/5:21.1	4/29.556 11/5:28.7	2/28.711 11/5:24.5		3/29.678 11/5:26.2		
11.			1/28.669 11/5:20.6	4/30.364 11/5:29.2	3/32.966 11/5:28.0		2/29.595 11/5:26.1		

Top Qualifiers	Qual#	Laps	Race Time (Difference)	Round	Race	Pos in Race	Fast Lap
Lopez, Jader	1	11	5:18.392	2	3	1	28.093
Jordao, Ricardo	2	11	5:20.645 2.253	2	4	1	28.058
Applegate, Mike	3	11	5:21.176 0.531	2	3	2	28.510
Hazbun, Richard	4	11	5:26.172 4.996	2	4	2	28.331
Collins, Bart	5	11	5:28.046 1.874	2	4	3	28.596
Janos `Lazi` Lazar	6	11	5:29.252 1.206	2	4	4	29.049
Fales, Justin	7	10	5:02.690	2	3	3	29.068
Record, Corey	8	10	5:08.116 5.426	2	3	4	28.582
Worthington, Glenn	9	10	5:11.333 3.217	1	3	3	29.537
Neddeff, Matt	10	10	5:13.095 1.762	2	4	5	30.428

Top Qualifier is Everett, Erik 10/5: 11.689 (Rnd 1)



South Florida Off Road Championship Series Race 5

Ser#42318

Timing and Scoring by www.RCScoringPro.com

Sponsor	Driver Name	Car	Pos	Laps	Race Time	Behind	Fast Lap	Average Top 5	Top 10	Top 15	Q#
	Applegate, Mke	7	1	11	5:24.937		28.749	29.083	29.478		1
	Record, Corey	3	2	10	5:02.433		29.130	29.553	30.243		2
	Taylor, Dan	6	3	10	5:07.632	5.199	29.274	29.857	30.763		3
	Everett, Erik	2	4	10	5:14.616	12.183	29.681	30.084	31.462		4
	Davis, Bill	9	5	10	5:17.796	15.363	30.039	30.563	31.780		5
	Kranz, Jeff	5	6	10	5:26.018	23.585	29.778	30.511	32.602		6
	Diaz, Reuben	4	7	9	5:01.961		29.730	31.738			8
	Carlson, Glenn	1	8	9	5:08.520	6.559	31.090	31.846			7
	Worthington, Glenn	8	9	0							

Car#	1	2	3	4	5	6	7	8	9	10
	Carlson	Everett	Record	Diaz	Kranz	Taylor	Applegate	Worthington	Davis	
1.	7/33.485 9/5:01.3	3/29.990 11/5:29.8	2/29.590 11/5:25.4	6/32.306 10/5:23.1	5/31.904 10/5:19.0	8/34.072 9/5:06.6	1/29.196 11/5:21.1		4/31.287 10/5:12.8	
2.	6/31.598 10/5:25.3	3/30.548 10/5:02.6	2/29.964 11/5:27.5	7/35.417 9/5:04.7	4/30.061 10/5:09.8	5/30.235 10/5:21.5	1/29.242 11/5:21.4		8/39.201 9/5:17.2	
3.	6/31.090 10/5:20.5	2/29.681 10/5:00.7	3/32.086 10/5:05.4	7/31.830 10/5:31.8	4/29.778 10/5:05.7	5/30.320 10/5:15.4	1/29.046 11/5:20.7		8/30.039 9/5:01.5	
4.	7/36.570 10/5:31.8	3/30.769 10/5:02.4	2/29.341 10/5:02.4	8/35.830 9/5:04.6	4/30.585 10/5:05.8	5/31.281 10/5:14.7	1/29.888 11/5:22.7		6/30.829 10/5:28.4	
5.	7/31.746 10/5:28.9	2/30.033 10/5:02.0	3/30.921 10/5:03.8	8/35.152 9/5:06.9	4/30.782 10/5:06.2	5/30.188 10/5:12.1	1/30.155 11/5:24.5		6/30.761 10/5:24.2	
6.	8/44.249 9/5:13.1	2/30.400 10/5:02.3	3/30.440 10/5:03.8	7/30.520 9/5:01.5	5/39.325 10/5:20.7	4/29.274 10/5:08.9	1/30.110 11/5:25.6		6/30.586 10/5:21.1	
7.	8/34.025 9/5:12.1	4/40.288 10/5:16.7	2/30.798 10/5:04.4	7/34.304 9/5:02.6	6/34.860 10/5:24.7	3/31.613 10/5:09.9	1/28.749 11/5:24.3		5/31.607 10/5:20.4	
8.	8/34.445 9/5:11.8	4/30.819 10/5:15.6	2/30.424 10/5:04.4	7/36.872 9/5:06.2	6/32.227 10/5:24.3	3/29.461 10/5:08.0	1/29.183 11/5:23.9		5/30.598 10/5:18.6	
9.	8/31.312 9/5:08.5	4/31.774 10/5:15.8	2/29.739 10/5:03.6	7/29.730 9/5:01.9	6/35.147 10/5:27.4	3/31.061 10/5:08.3	1/29.926 11/5:24.5		5/31.706 10/5:18.4	
10.		4/30.314 10/5:14.6	2/29.130 10/5:02.4		6/31.349 10/5:26.0	3/30.127 10/5:07.6	1/29.406 11/5:24.3		5/31.182 10/5:17.8	
11.							1/30.036 11/5:24.9			

Top Qualifiers	Qual#	Laps	Race Time (Difference)	Round	Race	Pos in Race	Fast Lap
Applegate, Mike	1	11	5:24.937	2	5	1	28.749
Record, Corey	2	10	5:02.433	2	5	2	29.130
Taylor, Dan	3	10	5:07.632	5.199	2	5	29.274
Everett, Erik	4	10	5:11.689	4.057	1	5	30.455
Davis, Bill	5	10	5:17.796	6.107	2	5	30.039
Kranz, Jeff	6	10	5:24.196	6.400	1	5	31.319
Carlson, Glenn	7	10	5:32.508	8.312	1	5	31.670
Diaz, Reuben	8	9	5:01.961		2	5	29.730
Worthington, Glenn	9	1	30.814		1	5	30.814

Top Qualifier is Lopez, Jader 12/5: 22.222 (Rnd 1)



South Florida Off Road Championship Series Race 5

Ser#42318

Timing and Scoring by www.RCScoringPro.com

Sponsor	Driver Name	Car	Pos	Laps	Race Time	Behind	Fast Lap	Average Top 5	Top 10	Top 15	Q#
	Fales, Justin	5	1	12	5:17.836		25.450	26.031	26.321		1
	Intravia, Chris	7	2	12	5:27.215	9.379	26.338	26.621	26.947		3
	Hold, Brett	8	3	11	5:19.996		27.998	28.302	28.951		6
	Mntiel, Christian	9	4	11	5:21.941	1.945	26.887	27.710	28.555		7
	Gonzalez, Gabe	3	5	11	5:33.444	13.448	28.432	28.780	29.857		11
	Lee, Pak	4	6	10	5:09.356		28.221	29.334	30.936		12
	Mato, Jose	6	7	10	5:26.294	16.938	29.763	30.560	32.629		13
	Robles, Jose	2	8	9	5:09.148		30.591	31.990			14
	Rodriguez, Fred	1	9	9	5:11.051	1.903	29.921	32.033			15

Car#	1	2	3	4	5	6	7	8	9	10
	Rodriguez	Robles	Gonzalez	Lee	Fales	Mato	Intravia	Hold	Montiel	
1.	7/30.838 10/5:08.3	9/40.084 8/5:20.6	4/29.494 11/5:24.3	5/30.304 10/5:03.0	2/26.984 12/5:23.7	8/36.081 9/5:24.7	1/26.545 12/5:18.6	6/30.484 10/5:04.8	3/28.649 11/5:15.1	
2.	7/32.956 10/5:18.9	9/34.420 9/5:35.2	6/30.942 10/5:02.1	5/29.613 11/5:29.5	1/26.081 12/5:18.3	8/32.675 9/5:09.4	2/27.063 12/5:21.6	4/28.197 11/5:22.7	3/29.289 11/5:18.6	
3.	7/36.941 9/5:02.2	9/39.921 8/5:05.1	4/29.284 11/5:28.9	5/32.648 10/5:08.5	1/26.243 12/5:17.2	8/33.686 9/5:07.3	2/26.877 12/5:21.9	3/29.059 11/5:21.7	6/36.387 10/5:14.4	
4.	8/37.934 9/5:12.0	9/33.033 9/5:31.7	4/28.518 11/5:25.1	5/28.221 10/5:01.9	1/26.600 12/5:17.7	7/30.400 10/5:32.1	2/27.525 12/5:24.0	3/29.281 11/5:21.8	6/30.397 10/5:11.8	
5.	7/29.921 9/5:03.4	9/32.105 9/5:23.2	4/28.432 11/5:22.6	5/30.564 10/5:02.6	1/26.159 12/5:16.9	8/39.168 9/5:09.6	2/27.429 12/5:25.0	3/28.182 11/5:19.4	6/28.954 10/5:07.3	
6.	7/31.323 10/5:33.1	9/30.591 9/5:15.2	4/32.714 11/5:28.8	6/30.915 10/5:03.7	1/26.644 12/5:17.4	8/30.998 9/5:04.5	2/26.839 12/5:24.5	3/30.053 11/5:21.3	5/28.309 10/5:03.3	
7.	8/35.788 9/5:03.0	9/32.779 9/5:12.3	4/28.792 11/5:27.1	6/29.711 10/5:02.8	1/26.359 12/5:17.2	7/30.952 9/5:00.8	2/29.693 11/5:01.6	3/29.737 11/5:22.1	5/27.990 11/5:29.9	
8.	8/35.128 9/5:04.6	9/31.444 9/5:08.6	5/30.445 11/5:28.1	6/30.717 10/5:03.3	1/26.932 12/5:18.0	7/31.883 10/5:32.2	2/26.714 11/5:00.6	3/27.998 11/5:20.3	4/26.887 11/5:25.6	
9.	9/40.222 9/5:11.0	8/34.771 9/5:09.1	5/28.874 11/5:26.9	6/28.822 10/5:01.6	1/25.450 12/5:16.6	7/30.688 10/5:29.4	2/26.338 12/5:26.6	3/28.861 11/5:20.0	4/27.648 11/5:23.2	
10.			5/31.078 11/5:28.4	6/37.841 10/5:09.3	1/26.224 12/5:16.4	7/29.763 10/5:26.2	2/28.057 11/5:00.3	3/29.874 11/5:20.9	4/27.716 11/5:21.4	
11.			5/34.871 10/5:03.1		1/26.514 12/5:16.5		2/26.670 12/5:27.0	3/28.270 11/5:20.0	4/29.715 11/5:21.9	
12.					1/27.646 12/5:17.8		2/27.465 12/5:27.2			

Top Qualifiers	Qual#	Laps	Race Time (Difference)	Round	Race	Pos in Race	Fast Lap
Fales, Justin	1	12	5:17.836	2	6	1	25.450
Lopez, Jader	2	12	5:22.222 4.386	1	7	1	25.857
Intravia, Chris	3	12	5:27.215 4.993	2	6	2	26.338
Janos `Lazi` Lazar	4	11	5:12.619	1	7	2	27.201
Carlson, Glenn	5	11	5:16.616 3.997	1	7	3	27.632
Hold, Brett	6	11	5:19.996 3.380	2	6	3	27.998
Montiel, Christian	7	11	5:21.941 1.945	2	6	4	26.887
Neddeff, Matt	8	11	5:24.800 2.859	1	7	4	28.311
Eich, Dustin	9	11	5:26.961 2.161	1	7	5	28.212
Record, Corey	10	11	5:28.514 1.553	1	7	6	28.316

Top Qualifier is Fales, Justin 12/5: 17.836 (Rnd 2)



South Florida Off Road Championship Series Race 5

Ser#42318

Timing and Scoring by www.RCScoringPro.com

Sponsor	Driver Name	Car	Pos	Laps	Race Time	Behind	Fast Lap	Average Top 5	Top 10	Top 15	Q#
	Hazbun, Sebastian	4	1	12	5:12.027		25.372	25.597	25.864		1
	Lopez, Jader	6	2	12	5:21.185	9.158	25.208	25.792	26.062		3
	Janos `Lazi` Lazar	7	3	12	5:21.865	9.838	25.569	26.002	26.483		4
	Record, Corey	9	4	11	5:04.912		26.777	27.088	27.550		6
	Neddeff, Matt	2	5	11	5:11.852	6.940	27.501	27.820	28.279		7
	Eich, Dustin	5	6	11	5:12.147	7.235	26.658	27.089	27.855		8
	Carlson, Glenn	3	7	11	5:19.745	14.833	26.715	27.269	27.897		9
	Taylor, Dan	10	8	10	5:03.816		27.126	28.328	30.382		13
	Hutton, Jonathan	8	9	10	5:08.607	4.791	27.930	28.404	30.861		14
	Hold, Kiarra	1	10	0							

Car#	1	2	3	4	5	6	7	8	9	10
	Hold	Neddeff	Carlson	Hazbun	Eich	Lopez	nos `Lazi` Laz	Hutton	Record	Taylor
1.		6/28.939 11/5:18.3	5/28.047 11/5:08.5	1/25.857 12/5:10.3	4/27.301 11/5:00.3	9/30.062 10/5:00.5	2/26.450 12/5:17.3	7/29.334 11/5:22.6	3/26.794 12/5:21.4	8/29.921 11/5:29.1
2.		7/29.061 11/5:19.0	5/27.841 11/5:07.3	1/26.283 12/5:12.8	3/28.277 11/5:05.6	6/26.042 11/5:08.5	2/27.089 12/5:21.2	9/44.585 9/5:32.6	4/28.868 11/5:06.1	8/32.629 10/5:12.7
3.		7/28.522 11/5:17.2	4/27.603 11/5:06.1	1/26.492 12/5:14.5	6/28.208 11/5:07.2	3/26.208 11/5:01.8	2/26.002 12/5:18.1	9/28.928 9/5:08.5	5/27.900 11/5:06.3	8/29.531 10/5:06.9
4.		7/27.501 11/5:13.5	6/28.388 11/5:07.6	1/25.895 12/5:13.5	5/26.658 11/5:03.7	3/26.419 12/5:26.1	2/25.569 12/5:15.3	9/31.840 9/5:03.0	4/26.777 11/5:03.4	8/37.331 10/5:23.5
5.		7/27.981 11/5:12.3	6/26.715 11/5:04.8	1/26.311 12/5:14.0	4/27.189 11/5:02.7	3/26.203 12/5:23.8	2/26.359 12/5:15.5	9/28.954 10/5:27.2	5/28.153 11/5:04.6	8/27.126 10/5:13.0
6.		7/27.561 11/5:10.8	6/28.018 11/5:05.4	1/26.898 12/5:15.4	4/27.333 11/5:02.4	3/25.458 12/5:20.7	2/27.915 12/5:18.7	9/27.930 10/5:19.2	5/27.425 11/5:04.1	8/30.968 10/5:12.5
7.		7/28.056 11/5:10.5	6/30.329 11/5:09.4	1/25.684 12/5:14.4	4/27.429 11/5:02.3	3/26.112 12/5:19.7	2/25.910 12/5:17.6	9/28.088 10/5:13.8	5/27.597 11/5:04.0	8/31.325 10/5:12.6
8.		7/28.003 11/5:10.2	6/27.525 11/5:08.6	1/25.960 12/5:14.0	5/28.433 11/5:03.6	2/26.343 12/5:19.2	3/28.676 12/5:20.9	8/28.122 10/5:09.7	4/27.138 11/5:03.3	9/29.903 10/5:10.9
9.		7/28.998 11/5:11.2	6/27.227 11/5:07.6	1/25.654 12/5:13.3	5/30.757 11/5:07.4	2/25.208 12/5:17.4	3/26.729 12/5:20.9	9/31.269 10/5:10.0	4/27.307 11/5:03.0	8/27.566 10/5:07.0
10.		7/28.840 11/5:11.8	6/27.275 11/5:06.8	1/26.201 12/5:13.4	5/26.964 11/5:06.4	2/26.486 12/5:17.4	3/26.633 12/5:20.7	9/29.557 10/5:08.6	4/29.409 11/5:05.1	8/27.516 10/5:03.8
11.		5/28.390 11/5:11.8	7/40.777 11/5:19.7	1/25.420 12/5:12.7	6/33.598 11/5:12.1	2/30.504 12/5:21.8	3/28.364 12/5:22.5		4/27.544 11/5:04.9	
12.				1/25.372 12/5:12.0		2/26.140 12/5:21.1	3/26.169 12/5:21.8			

Top Qualifiers	Qual#	Laps	Race Time (Difference)	Round	Race	Pos in Race	Fast Lap
Hazbun, Sebastian	1	12	5:12.027	2	7	1	25.372
Fales, Justin	2	12	5:17.836 5.809	2	6	1	25.450
Lopez, Jader	3	12	5:21.185 3.349	2	7	2	25.208
Janos `Lazi` Lazar	4	12	5:21.865 0.680	2	7	3	25.569
Intravia, Chris	5	12	5:27.215 5.350	2	6	2	26.338
Record, Corey	6	11	5:04.912	2	7	4	26.777
Neddeff, Matt	7	11	5:11.852 6.940	2	7	5	27.501
Eich, Dustin	8	11	5:12.147 0.295	2	7	6	26.658
Carlson, Glenn	9	11	5:16.616 4.469	1	7	3	27.632
Hold, Brett	10	11	5:19.996 3.380	2	6	3	27.998

Pro 4 Mod

Round 2

Top Qualifier is Paz, Daniel 11/5: 04.682 (Rnd 1)



South Florida Off Road Championship Series Race 5

Ser#42318

Timing and Scoring by www.RCScorePro.com

Sponsor	Driver Name	Car	Pos	Laps	Race Time	Behind	Fast Lap	Average Top 5	Top 10	Top 15	Q#
	Paz, Daniel	9	1	12	5:25.642		26.209	26.607	26.926		1
	Intravia, Chris	5	2	11	5:07.471		26.981	27.420	27.846		2
	Record, Jeff	6	3	11	5:12.621	5.150	27.494	27.839	28.287		4
	Mato, Jose	3	4	10	5:04.707		29.513	30.098	30.471		9
	Honcho, Mke	1	5	10	5:18.435	13.728	29.769	30.743	31.844		15
	Reiman, Wayne	8	6	9	5:36.493		34.009	35.387			22
	Reynolds, AJ	7	7	8	5:10.380		33.459	35.773			17
	Serio, Phil	4	8	5	2:55.734		32.508	35.147			24
	Perry, Richard	2	9	4	2:15.322		33.079				23

Car#	1	2	3	4	5	6	7	8	9	10
	Honcho	Perry	Mato	Serio	Intravia	Record	Reynolds	Reiman	Paz	
1.	5/31.003 10/5:10.0	7/34.553 9/5:10.9	4/30.960 10/5:09.6	6/33.335 9/5:00.0	3/29.015 11/5:19.2	1/27.599 11/5:03.6	8/37.873 8/5:02.9	9/38.454 8/5:07.6	2/27.997 11/5:08.0	
2.	5/33.313 10/5:21.5	7/33.079 9/5:04.3	4/30.720 10/5:08.3	6/32.508 10/5:29.2	3/27.471 11/5:10.6	2/28.570 11/5:08.9	8/33.459 9/5:20.9	9/34.009 9/5:26.0	1/26.935 11/5:02.1	
3.	5/29.769 10/5:13.6	6/33.273 9/5:02.7	4/30.017 10/5:05.6	7/35.533 9/5:04.1	3/28.587 11/5:11.9	2/28.273 11/5:09.6	9/45.885 8/5:12.5	8/35.172 9/5:22.8	1/27.016 11/5:00.4	
4.	5/34.792 10/5:22.1	6/34.417 9/5:04.4	4/30.592 10/5:05.7	7/36.061 9/5:09.2	2/27.888 11/5:10.6	3/29.750 11/5:14.0	9/36.946 8/5:08.3	8/35.284 9/5:21.5	1/27.109 12/5:27.1	
5.	5/31.714 10/5:21.1		4/29.513 10/5:03.6	6/38.297 9/5:16.3	2/26.981 11/5:07.8	3/28.935 11/5:14.8	8/34.365 8/5:01.6	7/38.462 9/5:26.4	1/28.381 11/5:02.3	
6.	5/31.208 10/5:19.6		4/30.918 10/5:04.5		2/27.489 11/5:06.9	3/28.239 11/5:14.1	7/44.251 8/5:10.3	6/35.119 9/5:24.7	1/27.368 11/5:02.1	
7.	5/33.355 10/5:21.6		4/31.027 10/5:05.3		2/27.443 11/5:06.2	3/27.589 11/5:12.6	7/41.381 8/5:13.3	6/37.699 9/5:26.8	1/26.714 11/5:00.9	
8.	5/31.545 10/5:20.8		4/30.451 10/5:05.2		2/28.141 11/5:06.6	3/28.760 11/5:13.1	7/36.220 8/5:10.3	6/37.350 9/5:27.9	1/26.209 12/5:26.5	
9.	5/30.950 10/5:19.6		4/30.101 10/5:04.7		2/28.020 11/5:06.8	3/27.494 11/5:11.9		6/44.944 9/5:36.4	1/27.018 12/5:26.3	
10.	5/30.786 10/5:18.4		4/30.408 10/5:04.7		2/27.718 11/5:06.6	3/28.588 11/5:12.1			1/26.719 12/5:25.7	
11.					2/28.718 11/5:07.4	3/28.824 11/5:12.6			1/26.458 12/5:25.0	
12.									1/27.718 12/5:25.6	

Top Qualifiers	Qual#	Laps	Race Time (Difference)	Round	Race	Pos in Race	Fast Lap
Paz, Daniel	1	12	5:25.642	2	8	1	26.209
Intravia, Chris	2	11	5:07.471	2	8	2	26.981
Carlson, Glenn	3	11	5:08.627 1.156	1	9	1	27.474
Record, Jeff	4	11	5:12.621 3.994	2	8	3	27.494
Janos `Lazi` Lazar	5	11	5:15.019 2.398	1	10	1	27.544
Iler, David	6	11	5:26.072 11.05	1	9	2	28.783
Liberatore, Tim	7	10	5:03.282	1	10	2	29.036
Chavez, Daniel	8	10	5:03.603 0.321	1	9	3	28.346
Mato, Jose	9	10	5:04.707 1.104	2	8	4	29.513
Iler, Jessica	10	10	5:07.927 3.220	1	9	4	29.711

Pro 4 Mod

Round 2

Top Qualifier is Paz, Daniel 12/5: 25.642 (Rnd 2)



South Florida Off Road Championship Series Race 5

Ser#42318

Timing and Scoring by www.RCScorePro.com

Sponsor	Driver Name	Car	Pos	Laps	Race Time	Behind	Fast Lap	Average Top 5	Top 10	Top 15	Q#
	Carlson, Glenn	8	1	11	5:06.340		26.880	27.073	27.659		2
	Iler, David	7	2	11	5:11.257	4.917	27.409	27.736	28.165		4
	Hutton, Jonathan	5	3	10	5:00.496		28.276	28.775	30.050		7
	Iler, Jessica	4	4	10	5:03.096	2.600	29.171	29.519	30.310		8
	OConnell, Denis	6	5	10	5:04.585	4.089	29.387	29.978	30.459		11
	Hold, Brett	3	6	10	5:09.345	8.849	29.519	29.719	30.934		13
	Chavez, Daniel	2	7	2	1:00.257		27.543				10
	Reynolds, Ed	9	8	1	0:45.064		45.064				26
	Rodriguez, Felipe	1	9	0							

Car#	1	2	3	4	5	6	7	8	9	10
	Rodriguez	Chavez	Hold	Iler	Hutton	OConnell	Iler	Carlson	Reynolds	
1.		6/32.714 10/5:27.1	3/29.588 11/5:25.4	5/31.268 10/5:12.6	7/36.681 9/5:30.1	4/30.615 10/5:06.1	2/28.302 11/5:11.3	1/28.227 11/5:10.5	8/45.064 7/5:15.4	
2.		3/27.543 10/5:01.3	6/31.788 10/5:06.9	5/29.918 10/5:05.9	7/29.872 10/5:32.7	4/30.481 10/5:05.5	2/29.611 11/5:18.5	1/28.318 11/5:11.0		
3.			4/30.358 10/5:05.7	5/30.825 10/5:06.7	6/29.312 10/5:19.5	3/30.254 10/5:04.5	2/27.887 11/5:14.5	1/26.970 11/5:06.2		
4.			3/30.474 10/5:05.5	4/30.481 10/5:06.2	6/28.326 10/5:10.4	5/32.492 10/5:09.6	2/28.466 11/5:14.2	1/27.134 11/5:04.2		
5.			6/32.283 10/5:08.9	3/29.171 10/5:03.3	4/28.276 10/5:04.9	5/29.809 10/5:07.3	2/27.477 11/5:11.8	1/27.882 11/5:04.7		
6.			6/31.495 10/5:09.9	3/29.395 10/5:01.7	4/28.670 10/5:01.8	5/30.707 10/5:07.2	2/28.281 11/5:11.7	1/27.871 11/5:05.0		
7.			6/29.519 10/5:07.8	4/31.682 10/5:03.9	3/30.156 10/5:01.8	5/30.398 10/5:06.8	2/27.409 11/5:10.2	1/26.880 11/5:03.7		
8.			6/34.712 10/5:12.7	4/29.696 10/5:03.0	3/29.290 10/5:00.7	5/30.279 10/5:06.2	2/28.023 11/5:10.0	1/28.934 11/5:05.5		
9.			6/29.565 10/5:10.8	4/29.416 10/5:02.0	3/30.584 10/5:01.3	5/29.387 10/5:04.9	2/27.883 11/5:09.6	1/27.406 11/5:05.0		
10.			6/29.563 10/5:09.3	4/31.244 10/5:03.1	3/29.329 10/5:00.5	5/30.163 10/5:04.5	2/28.713 11/5:10.2	1/29.745 11/5:07.3		
11.							2/29.205 11/5:11.2	1/26.973 11/5:06.3		

Top Qualifiers	Qual#	Laps	Race Time (Difference)		Round	Race	Pos in Race	Fast Lap
Paz, Daniel	1	12	5:25.642		2	8	1	26.209
Carlson, Glenn	2	11	5:06.340		2	9	1	26.880
Intravia, Chris	3	11	5:07.471	1.131	2	8	2	26.981
Iler, David	4	11	5:11.257	3.786	2	9	2	27.409
Record, Jeff	5	11	5:12.621	1.364	2	8	3	27.494
Janos `Lazi` Lazar	6	11	5:15.019	2.398	1	10	1	27.544
Hutton, Jonathan	7	10	5:00.496		2	9	3	28.276
Iler, Jessica	8	10	5:03.096	2.600	2	9	4	29.171
LIberatore, Tim	9	10	5:03.282	0.186	1	10	2	29.036
Chavez, Daniel	10	10	5:03.603	0.321	1	9	3	28.346

Pro 4 Mod

Round 2

Top Qualifier is Paz, Daniel 12/5: 25.642 (Rnd 2)

10

South Florida Off Road Championship Series Race 5

Ser#42318

Timing and Scoring by www.RCScoringPro.com

Sponsor	Driver Name	Car	Pos	Laps	Race Time	Behind	Fast Lap	Average Top 5	Top 10	Top 15	Q#
	Janos `Lazi` Lazar	1	1	12	5:23.964		26.134	26.496	26.808		1
	Liberatore, Tim	2	2	11	5:21.625		27.592	27.942	28.868		7
	Espinosa, Jack	6	3	10	5:04.924		28.889	29.251	30.492		13
	Johnston, Richard	4	4	10	5:33.170	28.246	29.684	30.823	33.317		20
	Cooper, Jared	5	5	9	5:04.768		29.740	31.422			17
	Jones, Jeff	7	6	7	4:18.152		31.538	34.963			21
	Lee, Alain	3	7	7	5:18.883	60.731	41.018	42.846			25
	Mbntiel, Christian	8	8	3	1:42.656		30.863				19

Car# 1	2	3	4	5	6	7	8	9	10
Janos `Lazi` Lazar	Liberatore	Lee	Johnston	Cooper	Espinosa	Jones	Montiel		
1. 1/26.986 12/5:23.8	3/30.049 10/5:00.5	8/41.246 8/5:30.0	2/29.823 11/5:28.0	4/31.504 10/5:15.0	6/36.551 9/5:28.9	5/36.145 9/5:25.3	7/39.082 8/5:12.6		
2. 1/26.526 12/5:21.0	2/29.415 11/5:27.0	8/45.473 7/5:03.5	4/33.773 10/5:18.0	3/30.525 10/5:10.1	5/29.406 10/5:29.7	7/39.067 8/5:00.8	6/30.863 9/5:14.7		
3. 1/26.987 12/5:22.0	2/28.293 11/5:21.7	8/41.018 8/5:40.6	4/29.684 10/5:10.9	3/30.607 10/5:08.8	5/30.156 10/5:20.3	7/31.538 9/5:20.2	6/32.711 9/5:07.9		
4. 1/26.373 12/5:20.6	2/28.490 11/5:19.6	7/58.676 7/5:26.2	3/31.733 10/5:12.5	5/36.333 10/5:22.4	4/29.390 10/5:13.7	6/33.943 9/5:16.5			
5. 1/26.791 12/5:20.7	2/28.203 11/5:17.7	7/43.570 7/5:21.9	4/30.734 10/5:11.5	5/37.284 10/5:32.5	3/29.515 10/5:10.0	6/34.356 9/5:15.0			
6. 1/27.976 12/5:23.2	2/29.117 11/5:18.2	7/45.978 7/5:21.9	4/32.632 10/5:13.9	5/29.740 10/5:26.6	3/31.478 10/5:10.8	6/38.834 9/5:20.8			
7. 1/27.550 12/5:24.3	2/27.592 11/5:16.1	7/42.922 7/5:18.8	4/32.142 10/5:15.0	5/34.920 10/5:29.8	3/29.636 10/5:08.7	6/44.269 9/5:31.9			
8. 1/26.134 12/5:22.9	2/27.652 11/5:14.6		4/42.543 10/5:28.8	5/39.121 9/5:03.7	3/30.850 10/5:08.7				
9. 1/26.672 12/5:22.6	2/32.945 11/5:19.9		4/33.983 10/5:30.0	5/34.734 9/5:04.7	3/29.053 10/5:06.7				
10. 1/27.907 12/5:23.8	2/31.901 11/5:23.0		4/36.123 10/5:33.1		3/28.889 10/5:04.9				
11. 1/26.774 12/5:23.6	2/27.968 11/5:21.6								
12. 1/27.288 12/5:23.9									

Top Qualifiers	Qual#	Laps	Race Time (Difference)	Round	Race	Pos in Race	Fast Lap
Janos `Lazi` Lazar	1	12	5:23.964	2	10	1	26.134
Paz, Daniel	2	12	5:25.642 1.678	2	8	1	26.209
Carlson, Glenn	3	11	5:06.340	2	9	1	26.880
Intravia, Chris	4	11	5:07.471 1.131	2	8	2	26.981
Iler, David	5	11	5:11.257 3.786	2	9	2	27.409
Record, Jeff	6	11	5:12.621 1.364	2	8	3	27.494
Liberatore, Tim	7	11	5:21.625 9.004	2	10	2	27.592
Hutton, Jonathan	8	10	5:00.496	2	9	3	28.276
Iler, Jessica	9	10	5:03.096 2.600	2	9	4	29.171
Chavez, Daniel	10	10	5:03.603 0.507	1	9	3	28.346

Top Qualifier is Perez, Luis 12/5: 23.359 (Rnd 1)



South Florida Off Road Championship Series Race 5

Ser#42318

Timing and Scoring by www.RCScoringPro.com

Sponsor	Driver Name	Car	Pos	Laps	Race Time	Behind	Fast Lap	Average Top 5	Top 10	Top 15	Q#
	Fales, Justin	8	1	12	5:01.172		24.522	24.808	25.011		1
	Collins, Bart	7	2	12	5:17.340	16.168	24.925	25.217	25.748		2
	Kranz, Jeff	6	3	12	5:26.532	25.360	26.118	26.551	26.860		5
	Carlson, Glenn	4	4	11	5:03.785		26.555	26.936	27.512		7
	Bowser, Rob	9	5	10	5:04.587		27.631	28.751	30.459		16
	Tavares, Mke	5	6	10	5:04.720	0.133	27.987	28.838	30.472		17
	Lee, Pak	1	7	10	5:08.612	4.025	29.206	29.536	30.861		15
	Molina, Felix	3	8	10	5:19.702	15.115	28.637	30.217	31.970		22
	Hutton, Jonathan	2	9	9	5:25.172		28.543	29.540			21

Car#	1	2	3	4	5	6	7	8	9	10
	Lee	Hutton	Molina	Carlson	Tavares	Kranz	Collins	Fales	Bowser	
1.	5/29.244 11/5:21.6	9/80.492 4/5:21.9	7/31.572 10/5:15.6	4/27.844 11/5:06.2	6/29.428 11/5:23.7	3/27.038 12/5:24.4	1/25.306 12/5:03.7	2/25.453 12/5:05.3	8/32.414 10/5:24.0	
2.	6/30.773 10/5:00.1	9/31.426 6/5:35.7	8/29.962 10/5:07.6	4/28.664 11/5:10.8	5/29.848 11/5:26.0	3/26.938 12/5:23.8	2/25.248 12/5:03.2	1/24.927 12/5:02.2	7/29.000 10/5:07.0	
3.	6/29.766 11/5:29.1	9/29.384 7/5:29.6	7/28.637 10/5:00.5	4/27.287 11/5:07.2	5/28.570 11/5:22.1	3/26.788 12/5:23.0	2/25.615 12/5:04.6	1/24.811 12/5:00.7	8/30.986 10/5:08.0	
4.	6/29.206 11/5:27.2	9/31.435 7/5:02.2	7/31.630 10/5:04.5	4/26.653 11/5:03.7	5/27.987 11/5:18.5	3/26.646 12/5:22.2	2/24.925 12/5:03.2	1/24.878 12/5:00.2	8/30.291 10/5:06.7	
5.	7/34.501 10/5:06.9	9/33.185 8/5:29.4	6/31.426 10/5:06.4	4/27.197 11/5:02.8	5/29.383 11/5:19.4	3/26.118 12/5:20.4	2/28.516 12/5:11.0	1/25.234 12/5:00.7	8/32.920 10/5:11.2	
6.	8/30.389 10/5:06.4	9/29.594 8/5:14.0	6/30.010 10/5:05.4	4/28.444 11/5:04.4	5/29.270 11/5:19.8	3/26.848 12/5:20.7	2/25.443 12/5:10.1	1/25.094 12/5:00.8	7/27.631 10/5:05.4	
7.	6/29.924 10/5:05.4	9/32.359 8/5:06.1	8/36.618 10/5:14.0	4/26.986 11/5:03.3	7/41.596 10/5:08.6	3/27.747 12/5:22.4	2/25.840 12/5:10.0	1/25.268 12/5:01.1	5/28.335 10/5:02.2	
8.	5/29.541 10/5:04.1	9/28.754 9/5:33.7	8/32.507 10/5:15.4	4/27.707 11/5:03.5	7/30.273 10/5:07.9	3/28.003 12/5:24.1	2/26.556 12/5:11.1	1/25.608 12/5:01.9	6/33.200 10/5:05.9	
9.	7/33.066 10/5:07.1	9/28.543 9/5:25.1	8/36.292 10/5:20.7	4/28.339 11/5:04.4	6/29.381 10/5:06.3	3/26.784 12/5:23.8	2/25.480 12/5:10.5	1/24.522 12/5:01.0	5/28.500 10/5:03.6	
10.	7/32.202 10/5:08.6		8/31.048 10/5:19.6	4/28.109 11/5:04.9	6/28.984 10/5:04.7	3/29.929 11/5:00.1	2/25.165 12/5:09.7	1/24.901 12/5:00.8	5/31.310 10/5:04.5	
11.				4/26.555 11/5:03.7		3/26.419 12/5:26.4	2/31.345 12/5:15.7	1/25.375 12/5:01.1		
12.						3/27.274 12/5:26.5	2/27.901 12/5:17.3	1/25.101 12/5:01.1		

Top Qualifiers	Qual#	Laps	Race Time (Difference)	Round	Race	Pos in Race	Fast Lap
Fales, Justin	1	12	5:01.172	2	11	1	24.522
Collins, Bart	2	12	5:17.340 16.16	2	11	2	24.925
Perez, Luis	3	12	5:23.359 6.019	1	13	1	26.183
Intravia, Chris	4	12	5:26.340 2.981	1	12	1	26.124
Kranz, Jeff	5	12	5:26.532 0.192	2	11	3	26.118
Schaefer, Chris	6	11	5:02.216	1	12	2	26.422
Carlson, Glenn	7	11	5:03.785 1.569	2	11	4	26.555
Rodriguez, Felipe	8	11	5:09.109 5.324	1	12	3	26.915
Janos `Lazi` Lazar	9	11	5:10.532 1.423	1	13	2	26.667
Torres, Yamig	10	11	5:12.027 1.495	1	12	4	27.366

South Florida Off Road Championship Series Race 5

Ser#42318

Timing and Scoring by www.RCScoringPro.com

Sponsor	Driver Name	Car	Pos	Laps	Race Time	Behind	Fast Lap	Average Top 5	Top 10	Top 15	Q#
	Intravia, Chris	4	1	12	5:12.688		24.927	25.390	25.738		2
	Torres, Yamig	9	2	12	5:20.875	8.187	25.632	25.782	26.340		4
	Rodriguez, Felipe	1	3	12	5:24.379	11.691	26.188	26.285	26.560		6
	Schaefer, Chris	8	4	11	5:00.511		25.550	25.977	26.904		8
	Iler, Jessica	7	5	11	5:15.221	14.710	27.871	28.242	28.572		11
	Johnston, Richard	6	6	11	5:23.913	23.402	28.536	28.864	29.270		15
	Hold, Brett	2	7	10	5:21.077		26.157	27.843	32.108		23
	Rodriguez, Fred	3	8	9	5:22.577		31.584	32.256			25
	Betancur, Juan	5	9	1	0:32.953		32.953				16

Car#	1	2	3	4	5	6	7	8	9	10
	Rodriguez	Hold	Rodriguez	Intravia	Betancur	Johnston	Iler	Schaefer	Torres	
1.	4/29.444 11/5:23.8	8/34.382 9/5:09.4	9/41.933 8/5:35.4	1/26.048 12/5:12.6	7/32.953 10/5:29.5	5/30.364 10/5:03.6	3/28.971 11/5:18.6	6/30.702 10/5:07.0	2/27.647 11/5:04.1	
2.	3/26.188 11/5:05.9	7/29.879 10/5:21.3	8/32.121 9/5:33.2	1/24.927 12/5:05.8		6/28.671 11/5:24.6	5/28.261 11/5:14.7	4/25.550 11/5:09.3	2/26.536 12/5:25.0	
3.	3/26.329 11/5:00.5	7/29.358 10/5:12.0	8/31.584 9/5:16.9	1/25.407 12/5:05.5		6/29.224 11/5:23.6	5/28.103 11/5:12.9	4/26.928 11/5:04.9	2/26.408 12/5:22.3	
4.	4/29.339 11/5:06.0	7/26.711 10/5:00.8	8/39.513 9/5:26.5	1/27.206 12/5:10.7		6/28.891 11/5:22.1	5/27.871 11/5:11.3	3/27.280 11/5:03.7	2/25.731 12/5:18.9	
5.	4/26.225 11/5:02.5	7/27.112 11/5:24.3	8/37.031 9/5:27.9	1/28.103 12/5:16.0		6/28.998 11/5:21.5	5/28.424 11/5:11.5	3/26.339 11/5:00.9	2/26.541 12/5:18.8	
6.	4/26.419 11/5:00.5	7/38.282 10/5:09.5	8/42.821 9/5:37.5	1/25.754 12/5:14.8		6/29.376 11/5:21.7	5/29.075 11/5:12.9	3/26.054 12/5:25.6	2/29.104 12/5:23.9	
7.	4/26.524 12/5:26.5	7/30.236 10/5:08.5	8/31.864 9/5:30.2	1/25.735 12/5:14.0		6/31.214 11/5:24.8	5/28.988 11/5:13.7	2/26.011 12/5:23.7	3/28.370 12/5:26.2	
8.	3/26.265 12/5:25.0	7/26.157 10/5:02.6	8/33.507 9/5:26.6	1/25.306 12/5:12.7		6/28.536 11/5:23.4	5/28.721 11/5:14.0	2/27.186 12/5:24.0	4/27.360 12/5:26.5	
9.	4/26.921 12/5:24.8	7/46.188 10/5:20.3	8/32.203 9/5:22.5	1/25.632 12/5:12.1		6/29.777 11/5:23.9	5/28.553 11/5:14.0	2/27.057 12/5:24.1	3/25.949 12/5:24.8	
10.	3/26.953 12/5:24.7	7/32.772 10/5:21.0		1/25.676 12/5:11.7		6/29.266 11/5:23.7	5/28.753 11/5:14.2	4/31.474 11/5:02.0	2/25.632 12/5:23.1	
11.	3/26.952 12/5:24.6			1/26.050 12/5:11.8		6/29.596 11/5:23.9	5/29.501 11/5:15.2	4/25.930 11/5:00.5	2/25.909 12/5:22.0	
12.	3/26.820 12/5:24.3			1/26.844 12/5:12.6					2/25.688 12/5:20.8	

Top Qualifiers	Qual#	Laps	Race Time (Difference)	Round	Race	Pos in Race	Fast Lap
Fales, Justin	1	12	5:01.172	2	11	1	24.522
Intravia, Chris	2	12	5:12.688 11.51	2	12	1	24.927
Collins, Bart	3	12	5:17.340 4.652	2	11	2	24.925
Torres, Yamig	4	12	5:20.875 3.535	2	12	2	25.632
Perez, Luis	5	12	5:23.359 2.484	1	13	1	26.183
Rodriguez, Felipe	6	12	5:24.379 1.020	2	12	3	26.188
Kranz, Jeff	7	12	5:26.532 2.153	2	11	3	26.118
Schaefer, Chris	8	11	5:00.511	2	12	4	25.550
Carlson, Glenn	9	11	5:03.785 3.274	2	11	4	26.555
Janos `Lazi` Lazar	10	11	5:10.532 6.747	1	13	2	26.667

South Florida Off Road Championship Series Race 5

Ser#42318

Timing and Scoring by www.RCScoringPro.com

Sponsor	Driver Name	Car	Pos	Laps	Race Time	Behind	Fast Lap	Average Top 5	Top 10	Top 15	Q#
	Perez, Luis	2	1	12	5:18.639		25.710	25.881	26.342		4
	Montiel, Christian	3	2	12	5:20.991	2.352	25.537	26.225	26.624		6
	Janos `Lazi` Lazar	7	3	11	5:02.371		25.194	25.612	27.087		10
	Gonzalez, Gabe	1	4	11	5:16.648	14.277	27.769	28.153	28.612		13
	Liberatore, Tim	4	5	11	5:17.503	15.132	26.575	27.101	28.084		14
	Robles, Jose	5	6	10	5:15.347		29.232	30.256	31.535		20
	Hancock, John	6	7	9	5:02.468		30.333	31.463			25
	Espinosa, Jack	8	8	0							

Car#	1	2	3	4	5	6	7	8	9	10
	Gonzalez	Perez	Montiel	Liberatore	Robles	Hancock	nos `Lazi` Laz	Espinosa		
1.	5/28.460 11/5:13.0	4/27.845 11/5:06.2	1/26.521 12/5:18.2	3/27.378 11/5:01.1	6/31.416 10/5:14.2	7/32.037 10/5:20.3	2/26.850 12/5:22.2			
2.	5/27.769 11/5:09.2	4/27.370 11/5:03.7	1/27.094 12/5:21.7	2/26.575 12/5:23.7	6/31.927 10/5:16.7	7/34.111 10/5:30.7	3/27.766 11/5:00.4			
3.	5/29.279 11/5:13.5	3/27.307 11/5:02.5	1/27.280 12/5:23.6	2/27.242 12/5:24.8	7/35.110 10/5:28.1	6/30.683 10/5:22.7	4/28.602 11/5:05.1			
4.	4/27.998 11/5:12.1	2/25.989 12/5:25.5	1/26.421 12/5:21.9	3/27.947 11/5:00.1	7/30.783 10/5:23.1	6/31.068 10/5:19.7	5/30.672 11/5:13.1			
5.	4/28.292 11/5:11.9	2/27.142 12/5:25.5	1/27.409 12/5:23.3	3/28.037 11/5:01.7	7/29.962 10/5:18.3	6/30.333 10/5:16.4	5/31.498 11/5:19.8			
6.	4/29.185 11/5:13.4	2/26.659 12/5:24.6	1/26.915 12/5:23.2	3/27.444 11/5:01.8	6/30.331 10/5:15.8	7/39.819 10/5:30.0	5/25.923 11/5:14.0			
7.	5/30.529 11/5:16.6	1/26.066 12/5:22.9	2/27.341 12/5:23.9	3/29.971 11/5:05.7	6/33.353 10/5:18.3	7/33.192 10/5:30.3	4/28.924 11/5:14.6			
8.	5/28.293 11/5:15.9	1/25.922 12/5:21.4	2/26.366 12/5:23.0	4/31.937 11/5:11.4	6/29.232 10/5:15.1	7/36.002 9/5:00.6	3/25.574 11/5:10.4			
9.	4/29.133 11/5:16.4	1/26.103 12/5:20.5	2/26.908 12/5:23.0	5/36.660 11/5:21.6	6/32.261 10/5:15.9	7/35.223 9/5:02.4	3/25.541 11/5:07.2			
10.	4/29.299 11/5:17.0	1/25.718 12/5:19.3	2/25.537 12/5:21.3	5/27.014 11/5:19.2	6/30.972 10/5:15.3		3/25.827 11/5:04.8			
11.	4/28.411 11/5:16.6	1/25.710 12/5:18.3	2/26.919 12/5:21.5	5/27.298 11/5:17.5			3/25.194 11/5:02.3			
12.		1/26.808 12/5:18.6	2/26.280 12/5:20.9							

Top Qualifiers	Qual#	Laps	Race Time (Difference)	Round	Race	Pos in Race	Fast Lap
Fales, Justin	1	12	5:01.172	2	11	1	24.522
Intravia, Chris	2	12	5:12.688 11.51	2	12	1	24.927
Collins, Bart	3	12	5:17.340 4.652	2	11	2	24.925
Perez, Luis	4	12	5:18.639 1.299	2	13	1	25.710
Torres, Yamig	5	12	5:20.875 2.236	2	12	2	25.632
Montiel, Christian	6	12	5:20.991 0.116	2	13	2	25.537
Rodriguez, Felipe	7	12	5:24.379 3.388	2	12	3	26.188
Kranz, Jeff	8	12	5:26.532 2.153	2	11	3	26.118
Schaefer, Chris	9	11	5:00.511	2	12	4	25.550
Janos `Lazi` Lazar	10	11	5:02.371 1.860	2	13	3	25.194

Pro 4 Mod (C Main)

Round 3

Top Qualifier is Janos `Lazi` Lazar 12/5: 23.964 (Rnd 2)

1

South Florida Off Road Championship Series Race 5

Ser#42318

Timing and Scoring by www.RCScoringPro.com

Sponsor	Driver Name	Car	Pos	Laps	Race Time	Behind	Fast Lap	Average Top 5	Top 10	Top 15	Q#
	Johnston, Richard	4	1	11	5:25.119		30.006	26.549	29.163		20
	Cooper, Jared	1	2	10	5:04.956		29.559	26.445	30.496		17
	Reynolds, AJ	2	3	10	5:08.110	3.154	30.135	27.495	30.811		18
	Serio, Phil	8	4	10	5:15.562	10.606	31.343	28.596	31.556		24
	Jones, Jeff	5	5	10	5:16.788	11.832	30.525	27.621	31.679		21
	Perry, Richard	7	6	9	5:09.104		20.292	29.382			23
	Reiman, Wayne	6	7	9	5:13.686	4.582	34.502	31.499			22
	Lee, Alain	9	8	8	5:05.268		38.251	35.207			25
	Reynolds, Ed	10	9	1	0:23.323		23.323				26
	Mntiel, Christian	3	10	0							19

Car#	1	2	3	4	5	6	7	8	9	10
	Cooper	Reynolds	Mntiel	Johnston	Jones	Reiman	Perry	Serio	Lee	Reynolds
1.	1/9.281 33/5:06.2	5/14.582 21/5:06.1		2/11.546 26/5:00.3	3/12.448 25/5:11.2	7/16.266 19/5:09.1	8/20.292 15/5:04.3	4/13.973 22/5:07.3	6/15.191 20/5:03.8	9/23.323 13/5:03.1
2.	1/29.559 16/5:10.7	4/34.036 13/5:16.0		2/30.006 15/5:11.6	3/30.525 14/5:00.7	6/35.559 12/5:10.9	7/33.541 12/5:22.9	5/36.490 12/5:02.7	8/42.215 11/5:15.7	
3.	1/32.405 13/5:08.7	4/31.646 12/5:21.0		2/30.530 13/5:12.3	3/34.690 12/5:10.6	7/34.502 11/5:16.5	5/27.447 12/5:25.1	6/33.308 11/5:07.1	8/41.779 10/5:30.6	
4.	2/34.943 12/5:18.5	3/30.135 11/5:03.6		1/31.617 12/5:11.1	4/35.243 11/5:10.5	6/36.208 10/5:06.3	7/47.866 10/5:22.8	5/33.172 11/5:21.5	8/42.046 9/5:17.7	
5.	2/30.329 11/5:00.3	3/32.111 11/5:13.5		1/30.433 12/5:21.9	4/34.673 11/5:24.6	6/35.212 10/5:15.5	7/31.014 10/5:20.3	5/31.343 11/5:26.2	8/43.548 9/5:32.6	
6.	2/32.501 11/5:09.8	3/35.270 11/5:25.9		1/30.231 11/5:01.3	4/35.108 10/5:04.4	6/35.958 10/5:22.8	7/34.615 10/5:24.6	5/35.292 10/5:05.9	8/38.770 9/5:35.3	
7.	2/31.849 11/5:15.6	3/30.389 11/5:27.1		1/30.962 11/5:06.9	4/32.296 10/5:07.1	7/42.231 9/5:03.3	6/38.799 9/5:00.3	5/33.415 10/5:09.9	8/43.468 8/5:05.1	
8.	2/31.206 11/5:19.0	3/32.710 10/5:01.1		1/33.487 11/5:14.6	4/31.479 10/5:08.0	7/39.892 9/5:10.3	6/40.503 9/5:08.3	5/31.882 10/5:11.1	8/38.251 8/5:05.2	
9.	2/40.889 10/5:03.2	3/36.506 10/5:08.2		1/31.864 11/5:18.6	4/31.358 10/5:08.6	7/37.858 9/5:13.6	6/35.027 9/5:09.1	5/32.608 10/5:12.7		
10.	2/31.994 10/5:04.9	3/30.725 10/5:08.1		1/33.468 11/5:23.5	5/38.968 10/5:16.7			4/34.079 10/5:15.5		
11.				1/30.975 11/5:25.1						

E-buggy (C Main)

Top Qualifier is Fales, Justin 12/5:01.172 (Rnd 2)

Round 3

2

South Florida Off Road Championship Series Race 5

Ser#42318

Timing and Scoring by www.RCScoringPro.com

Sponsor	Driver Name	Car	Pos	Laps	Race Time	Behind	Fast Lap	Average Top 5	Top 10	Top 15	Q#
	Bowser, Rob	2	1	11	5:14.003		26.427	26.937	27.783		18
	Hutton, Jonathan	5	2	11	5:29.351	15.348	27.138	28.056	28.875		21
	Lee, Pak	1	3	10	5:03.732		27.653	28.350	30.373		17
	Molina, Felix	6	4	10	5:16.163	12.431	28.238	29.450	31.616		22
	Robles, Jose	4	5	10	5:22.433	18.701	28.956	29.423	32.243		20
	Hold, Brett	7	6	10	5:25.048	21.316	27.738	28.686	32.505		23
	Tavares, Mke	3	7	10	5:26.361	22.629	27.913	28.719	32.636		19
	Hancock, John	9	8	9	5:16.956		29.425	31.529			25
	Rodriguez, Fred	10	9	2	1:26.601		36.534				26
	Espinosa, Jack	8	10	0							24

Car#	1	2	3	4	5	6	7	8	9	10
	Lee	Bowser	Tavares	Robles	Hutton	Molina	Hold	Espinosa	Hancock	Rodriguez
1.	3/41.709 8/5:33.6	1/36.173 9/5:25.5	9/54.602 6/5:27.6	5/42.442 8/5:39.5	2/40.599 8/5:24.8	4/42.338 8/5:38.7	6/47.531 7/5:32.7		7/48.034 7/5:36.2	8/50.067 6/5:00.4
2.	3/27.653 9/5:12.1	1/26.964 10/5:15.6	8/29.508 8/5:36.4	5/31.746 9/5:33.8	2/27.767 9/5:07.6	4/28.276 9/5:17.7	6/27.738 8/5:01.0		7/31.894 8/5:19.7	9/36.534 7/5:03.0
3.	3/30.007 10/5:31.2	1/29.661 10/5:09.3	7/27.913 9/5:36.0	6/36.514 9/5:32.0	2/29.879 10/5:27.5	4/31.571 9/5:06.5	5/32.021 9/5:21.8		8/32.633 8/5:00.1	
4.	3/28.526 10/5:19.7	1/26.865 11/5:29.0	7/28.335 9/5:15.8	6/29.306 9/5:15.0	2/29.609 10/5:19.6	4/29.950 10/5:30.3	5/28.591 9/5:05.7		8/32.732 9/5:26.9	
5.	2/29.942 10/5:15.6	1/26.427 11/5:21.3	7/29.374 9/5:05.5	6/29.261 9/5:04.6	3/30.247 10/5:16.1	4/30.298 10/5:24.8	5/27.875 10/5:27.5		8/30.962 9/5:17.2	
6.	3/30.044 10/5:13.1	1/28.626 11/5:20.3	7/32.956 9/5:04.0	6/28.956 10/5:30.3	2/28.656 10/5:11.2	4/31.135 10/5:22.6	5/30.878 10/5:24.3		8/33.256 9/5:14.2	
7.	2/28.031 10/5:08.4	1/28.276 11/5:18.9	7/28.464 10/5:30.2	6/29.067 10/5:24.6	3/29.186 10/5:08.4	4/32.087 10/5:22.3	5/31.785 10/5:23.4		8/42.092 9/5:23.4	
8.	3/29.412 10/5:06.6	1/27.222 11/5:16.5	7/31.235 10/5:27.9	6/33.213 10/5:25.6	2/28.489 10/5:05.5	4/28.238 10/5:17.3	5/31.875 10/5:22.8		8/35.928 9/5:23.4	
9.	3/28.126 10/5:03.8	1/27.208 11/5:14.6	6/30.277 10/5:25.1	5/31.402 10/5:24.3	2/27.138 10/5:01.7	4/31.783 10/5:17.4	7/38.404 10/5:29.6		8/29.425 9/5:16.9	
10.	3/30.282 10/5:03.7	1/28.813 11/5:14.8	7/33.697 10/5:26.3	5/30.526 10/5:22.4	2/28.229 11/5:29.7	4/30.487 10/5:16.1	6/28.350 10/5:25.0			
11.		1/27.768 11/5:14.0			2/29.552 11/5:29.3					

2wd Stock (B Main)

Round 3

Top Qualifier is Intravia, Chris 11/5: 27.879 (Rnd 2)

3

South Florida Off Road Championship Series Race 5

Ser#42318

Timing and Scoring by www.RCScoringPro.com

Sponsor	Driver Name	Car	Pos	Laps	Race Time	Behind	Fast Lap	Average Top 5	Top 10	Top 15	Q#
	Chavez, Daniel	1	1	11	5:11.525		28.798	25.091	27.534		11
	Iler, David	2	2	11	5:15.269	3.744	28.753	26.320	28.311		12
	Davis, Bill	3	3	11	5:20.397	8.872	29.294	27.114	28.751		13
	OConnell, Denis	6	4	10	5:02.355		29.558	26.358	30.236		16
	Lee, Pak	5	5	10	5:05.273	2.918	29.409	26.749	30.527		15
	Reynolds, AJ	8	6	10	5:14.948	12.593	30.279	27.959	31.495		18
	Honcho, Mke	7	7	10	5:28.653	26.298	31.287	29.009	32.865		17
	Robles, Jose	9	8	10	5:32.326	29.971	31.576	29.879	33.233		19
	Serio, Phil	10	9	9	5:22.045		33.483	30.317			20
	Cooper, Jared	4	10	6	3:07.811		29.244	29.814			14
	Hold, Kiarra	11	11	0							21

Car#	1	2	3	4	5	6	7	8	9	10
	Chavez	Iler	Davis	Cooper	Lee	OConnell	Honcho	Reynolds	Robles	Serio
1.	1/9.672 32/5:09.4	8/15.475 20/5:09.4	10/17.548 18/5:15.9	9/16.937 18/5:04.9	2/12.468 25/5:11.7	3/12.480 25/5:12.0	5/13.795 22/5:03.3	6/14.131 22/5:10.8	4/13.525 23/5:11.1	7/14.510 21/5:04.7
2.	1/28.798 16/5:07.7	3/32.155 13/5:09.5	6/32.891 12/5:02.6	9/38.739 11/5:06.2	7/38.529 12/5:06.0	2/30.299 15/5:20.8	8/41.118 11/5:02.0	5/36.021 12/5:00.8	4/36.353 13/5:24.2	10/43.896 11/5:21.2
3.	1/29.070 14/5:15.1	3/29.401 12/5:08.1	4/30.301 12/5:22.9	8/32.041 11/5:21.6	6/32.710 11/5:06.9	2/29.720 13/5:14.1	9/33.958 11/5:25.8	5/31.993 11/5:01.1	7/37.627 11/5:20.8	10/33.925 10/5:07.7
4.	1/29.337 13/5:14.8	3/28.962 12/5:17.9	4/29.534 11/5:03.2	7/29.244 11/5:21.6	6/31.879 11/5:17.8	2/29.731 12/5:06.6	9/34.464 10/5:08.3	5/32.329 11/5:14.7	8/35.497 10/5:07.5	10/33.483 10/5:14.5
5.	1/31.660 12/5:08.4	3/30.477 11/5:00.2	4/29.294 11/5:07.0	7/32.974 11/5:29.8	5/29.409 11/5:19.0	2/30.372 12/5:18.2	8/31.287 10/5:09.2	6/34.845 11/5:28.5	9/36.910 10/5:19.8	10/34.975 10/5:21.5
6.	1/29.294 12/5:15.6	2/28.753 11/5:02.9	4/29.459 11/5:09.8	7/37.876 10/5:13.0	5/29.597 11/5:20.0	3/35.584 11/5:08.3	8/33.334 10/5:13.2	6/31.775 10/5:01.8	9/31.576 10/5:19.1	10/49.063 9/5:14.7
7.	1/29.035 12/5:20.3	2/29.797 11/5:06.4	4/30.016 11/5:12.7		5/34.647 11/5:28.8	3/30.649 11/5:12.4	7/36.602 10/5:20.7	6/39.365 10/5:14.9	8/35.735 10/5:24.6	9/34.693 9/5:14.4
8.	1/28.878 12/5:23.6	2/31.466 11/5:11.4	3/29.941 11/5:14.8		5/33.762 10/5:03.7	4/38.005 11/5:25.6	7/37.464 10/5:27.5	6/31.619 10/5:15.1	8/36.304 10/5:29.4	9/41.919 9/5:22.2
9.	1/29.510 12/5:27.0	2/29.519 11/5:12.8	3/30.342 11/5:16.9		5/30.775 10/5:04.1	4/29.558 11/5:25.5	7/33.541 10/5:28.4	6/32.591 10/5:16.3	8/35.075 10/5:31.7	9/35.581 9/5:22.0
10.	1/30.082 11/5:02.8	2/29.010 11/5:13.5	3/31.338 11/5:19.7		5/31.497 10/5:05.2	4/35.957 10/5:02.3	7/33.090 10/5:28.6	6/30.279 10/5:14.9	8/33.724 10/5:32.3	
11.	1/36.189 11/5:11.5	2/30.254 11/5:15.2	3/29.733 11/5:20.3							

2wd Mod (B Main)

Round 3

Top Qualifier is Lopez, Jader 11/5: 18.392 (Rnd 2)

4

South Florida Off Road Championship Series Race 5

Ser#42318

Timing and Scoring by www.RCScoringPro.com

Sponsor	Driver Name	Car	Pos	Laps	Race Time	Behind	Fast Lap	Average Top 5	Top 10	Top 15	Q#
	Worthington, Glenn	1	1	12	5:18.818		27.613	23.909	26.107		9
	Rodriguez, Felipe	8	2	12	5:24.611	5.793	27.197	24.520	26.527		16
	Taylor, Dan	3	3	12	5:28.438	9.620	27.599	24.973	26.757		11
	Neddeff, Matt	2	4	11	5:08.153		28.030	24.637	27.498		10
	Hutton, Jonathan	7	5	11	5:18.328	10.175	28.759	25.911	28.448		15
	Carlson, Glenn	4	6	11	5:22.482	14.329	28.208	25.966	28.714		12
	Tavares, Mke	5	7	11	5:28.278	20.125	29.834	26.451	29.157		13
	Molina, Felix	9	8	10	5:12.111		30.542	27.785	31.211		17
	Johnston, Richard	6	9	0							14

Car#	1	2	3	4	5	6	7	8	9	10
	Worthington	Neddeff	Taylor	Carlson	Tavares	Johnston	Hutton	Rodriguez	Molina	
1.	1/8.390 36/5:02.0	2/9.071 34/5:08.3	7/13.207 23/5:03.8	8/14.439 21/5:03.2	3/10.603 29/5:07.3		5/11.857 26/5:08.3	4/11.474 27/5:09.6	6/12.213 25/5:05.2	
2.	1/28.533 17/5:13.8	5/33.171 15/5:16.8	4/28.828 15/5:15.2	8/35.346 13/5:23.5	3/31.150 15/5:13.1		7/33.846 14/5:19.9	2/28.457 16/5:19.4	6/30.937 14/5:02.0	
3.	1/28.103 14/5:03.4	5/30.506 13/5:15.2	3/28.632 13/5:06.2	8/29.034 12/5:15.2	4/30.775 13/5:14.2		7/30.321 12/5:04.0	2/28.074 14/5:17.3	6/32.650 12/5:03.1	
4.	1/27.930 13/5:02.1	4/29.618 12/5:07.1	3/28.486 13/5:22.2	8/29.462 12/5:24.8	5/32.112 12/5:13.9		7/30.605 12/5:19.8	2/28.419 13/5:13.3	6/30.542 12/5:19.0	
5.	1/28.287 13/5:15.2	4/28.992 12/5:15.2	3/28.156 12/5:05.5	7/32.925 11/5:10.6	5/29.834 12/5:22.7		6/30.087 11/5:00.7	2/27.197 13/5:21.4	8/36.288 11/5:13.7	
6.	1/28.459 13/5:24.3	4/28.030 12/5:18.7	3/27.623 12/5:09.8	7/30.117 11/5:14.0	5/31.995 11/5:05.1		6/30.711 11/5:06.9	2/27.931 12/5:03.1	8/33.873 11/5:23.5	
7.	1/27.966 12/5:04.5	4/28.153 12/5:21.4	3/27.599 12/5:12.9	7/34.402 11/5:23.2	5/31.680 11/5:11.3		6/32.607 11/5:14.3	2/28.418 12/5:08.5	8/34.232 10/5:01.0	
8.	1/29.210 12/5:10.3	4/28.979 12/5:24.7	3/28.386 12/5:16.3	7/30.177 11/5:24.3	5/32.384 11/5:16.9		6/30.682 11/5:17.2	2/28.803 12/5:13.1	8/34.122 10/5:06.0	
9.	1/27.648 12/5:12.7	4/28.951 11/5:00.0	3/28.368 12/5:19.0	6/28.208 11/5:22.8	7/36.704 11/5:26.6		5/28.858 11/5:17.2	2/27.924 12/5:15.5	8/32.583 10/5:08.2	
10.	1/28.411 12/5:15.5	4/30.063 11/5:03.0	3/31.354 12/5:24.7	6/28.685 11/5:22.0	7/30.914 11/5:27.9		5/29.995 11/5:18.5	2/28.569 12/5:18.3	8/34.671 10/5:12.1	
11.	1/28.268 12/5:17.6	4/32.619 11/5:08.1	3/28.282 12/5:26.0	6/29.687 11/5:22.4	7/30.127 11/5:28.2		5/28.759 11/5:18.3	2/29.843 12/5:21.9		
12.	1/27.613 12/5:18.8		3/29.517 11/5:01.0					2/29.502 12/5:24.6		

4wd Mod (B Main)

Round 3

Top Qualifier is Hazbun, Sebastian 12/5: 12.027 (Rnd 2)

5

South Florida Off Road Championship Series Race 5

Ser#42318

Timing and Scoring by www.RCScoringPro.com

Sponsor	Driver Name	Car	Pos	Laps	Race Time	Behind	Fast Lap	Average Top 5	Top 10	Top 15	Q#
	Carlson, Glenn	1	1	12	5:10.638		26.461	23.039	25.310		9
	Taylor, Dan	5	2	12	5:18.364	7.726	26.157	23.304	25.752		13
	Gonzalez, Gabe	4	3	12	5:24.152	13.514	26.652	23.818	26.358		12
	Lee, Pak	7	4	11	5:03.798		27.483	25.527	27.288		15
	Robles, Jose	9	5	11	5:14.671	10.873	29.063	25.914	28.245		17
	Hold, Brett	2	6	11	5:17.119	13.321	26.815	25.278	28.077		10
	Mato, Jose	8	7	11	5:19.613	15.815	28.637	25.464	28.238		16
	Hutton, Jonathan	6	8	8	3:42.636		27.995	24.840			14
	Rodriguez, Fred	10	9	5	2:27.956		29.597	29.591			18
	Mntiel, Christian	3	10	2	0:35.594		26.557				11
	Hold, Kiarra	11	11	0							19

Car#	1	2	3	4	5	6	7	8	9	10
	Carlson	Hold	Mntiel	Gonzalez	Taylor	Hutton	Lee	Mato	Robles	Rodriguez
1.	1/8.390 36/5:02.0	8/12.527 24/5:00.7	2/9.037 34/5:07.3	3/9.876 31/5:06.2	6/11.257 27/5:04.0	4/10.262 30/5:07.8	10/17.073 18/5:07.2	5/11.155 27/5:01.0	7/11.942 26/5:10.4	9/13.395 23/5:07.9
2.	2/28.984 17/5:17.6	5/29.336 15/5:13.9	1/26.557 17/5:02.5	3/28.844 16/5:09.7	4/28.139 16/5:15.1	7/33.102 14/5:03.5	8/30.914 13/5:11.9	9/37.228 13/5:14.4	6/29.965 15/5:14.3	10/35.867 13/5:20.1
3.	1/26.887 15/5:21.3	6/32.655 13/5:22.9		3/27.732 14/5:10.1	2/26.622 14/5:08.0	4/28.510 13/5:11.4	7/28.345 12/5:05.3	8/32.400 12/5:23.1	5/30.944 13/5:15.6	9/34.488 11/5:07.0
4.	1/26.568 14/5:17.9	6/29.056 12/5:10.7		2/28.899 13/5:09.8	3/29.906 13/5:11.7	4/28.788 12/5:01.9	7/28.184 12/5:13.5	8/29.780 11/5:04.0	5/29.075 12/5:05.7	9/29.597 11/5:11.7
5.	1/26.889 13/5:06.0	7/33.399 11/5:01.3		3/28.283 13/5:21.4	2/26.478 13/5:18.2	4/28.644 12/5:10.3	5/27.483 12/5:16.7	8/29.693 11/5:08.5	6/30.891 12/5:18.7	9/34.609 11/5:25.5
6.	1/28.554 13/5:16.9	7/28.956 11/5:04.2		3/27.632 12/5:02.5	2/26.341 13/5:22.2	4/27.995 12/5:14.6	5/27.609 12/5:19.2	8/28.637 11/5:09.6	6/29.922 12/5:25.4	
7.	1/26.461 13/5:20.7	6/26.815 11/5:02.8		3/27.197 12/5:05.9	2/26.157 13/5:24.8	4/31.426 12/5:23.5	5/30.132 12/5:25.2	8/29.064 11/5:11.0	7/32.217 11/5:06.3	
8.	1/27.573 12/5:00.4	8/36.347 11/5:14.9		3/26.652 12/5:07.6	2/29.453 12/5:06.5	5/33.909 11/5:06.1	4/28.362 12/5:27.1	7/30.974 11/5:14.7	6/30.653 11/5:10.2	
9.	1/27.073 12/5:03.1	7/29.109 11/5:15.5		2/29.718 12/5:13.1	3/30.936 12/5:13.7		4/27.578 11/5:00.2	6/28.770 11/5:14.9	5/29.063 11/5:11.2	
10.	1/28.271 12/5:06.7	7/29.881 11/5:16.8		3/29.832 12/5:17.6	2/28.802 12/5:16.9		4/30.228 11/5:03.5	6/29.958 11/5:16.4	5/29.567 11/5:12.6	
11.	1/27.450 12/5:08.8	6/29.038 11/5:17.1		3/28.747 12/5:20.0	2/26.285 12/5:16.7		4/27.890 11/5:03.8	7/31.954 11/5:19.6	5/30.432 11/5:14.6	
12.	1/27.538 12/5:10.6			3/30.740 12/5:24.1	2/27.988 12/5:18.3					

Mod Truck (A Main)

Round 3

Top Qualifier is Applegate, Mike 11/5: 24.937 (Rnd 2)



South Florida Off Road Championship Series Race 5

Ser#42318

Timing and Scoring by www.RCScoringPro.com

Sponsor	Driver Name	Car	Pos	Laps	Race Time	Behind	Fast Lap	Average Top 5	Top 10	Top 15	Q#
	Record, Corey	2	1	12	5:16.950		27.337	23.855	25.992		2
	Applegate, Mke	1	2	12	5:17.361	0.411	26.423	23.191	25.581		1
	Everett, Erik	4	3	12	5:24.509	7.559	27.287	24.179	26.173		4
	Worthington, Glenn	9	4	12	5:27.095	10.145	27.337	24.384	26.489		9
	Taylor, Dan	3	5	11	5:10.544		27.773	24.456	27.493		3
	Kranz, Jeff	6	6	11	5:11.140	0.596	28.320	24.940	27.776		6
	Diaz, Reuben	8	7	11	5:18.943	8.399	27.930	25.121	27.476		8
	Davis, Bill	5	8	10	5:05.302		28.559	25.311	30.530		5
	Carlson, Glenn	7	9	7	4:12.704		32.506	30.437			7

Car#	1	2	3	4	5	6	7	8	9	10
	Applegate	Record	Taylor	Everett	Davis	Kranz	Carlson	Diaz	Worthington	
1.	1/8.344 36/5:00.2	2/9.174 33/5:02.6	3/9.596 32/5:07.1	5/10.488 29/5:04.2	4/10.235 30/5:06.9	6/10.759 28/5:01.2	9/12.003 26/5:12.0	7/11.487 27/5:10.2	8/11.628 26/5:02.3	
2.	2/29.581 16/5:03.3	1/27.528 17/5:11.9	6/35.615 14/5:16.4	4/31.432 15/5:14.4	7/35.232 14/5:18.2	5/33.384 14/5:08.9	8/42.786 11/5:01.3	9/44.183 11/5:06.1	3/30.284 15/5:14.3	
3.	2/27.386 14/5:04.7	1/28.014 14/5:02.0	6/27.773 13/5:16.2	3/27.287 14/5:22.9	7/28.871 13/5:22.1	5/28.403 13/5:14.3	9/40.472 10/5:17.5	8/30.969 11/5:17.6	4/28.757 13/5:06.2	
4.	2/30.909 13/5:12.7	1/27.573 14/5:23.0	6/29.058 12/5:06.1	3/27.881 13/5:15.5	7/28.559 12/5:08.7	5/28.786 12/5:03.9	9/34.475 10/5:24.3	8/28.503 11/5:16.6	4/27.529 13/5:19.1	
5.	2/27.744 13/5:22.2	1/27.965 13/5:12.6	5/28.119 12/5:12.3	3/27.640 13/5:24.2	7/31.027 12/5:21.4	6/29.402 12/5:13.7	9/32.506 10/5:24.4	8/29.437 11/5:18.0	4/27.705 12/5:02.1	
6.	4/30.639 12/5:09.1	1/27.337 13/5:19.7	6/30.703 12/5:21.7	2/28.505 12/5:06.4	7/29.566 12/5:26.9	5/28.867 12/5:19.1	9/32.730 10/5:24.9	8/29.591 11/5:19.3	3/28.239 12/5:08.2	
7.	4/27.882 12/5:12.8	1/28.343 12/5:01.5	6/29.471 12/5:26.2	2/27.814 12/5:10.3	8/42.630 11/5:23.9	5/28.431 12/5:22.3	9/57.732 9/5:24.9	7/27.930 11/5:17.5	3/27.337 12/5:11.1	
8.	2/27.265 12/5:14.6	1/28.534 12/5:06.7	6/28.357 11/5:00.6	3/31.350 12/5:18.6	8/40.145 10/5:07.8	5/28.320 12/5:24.5		7/29.438 11/5:18.3	4/31.925 12/5:20.1	
9.	2/27.013 12/5:15.6	1/27.970 12/5:09.9	6/30.267 11/5:04.2	3/28.043 12/5:20.5	8/29.712 10/5:06.6	5/32.205 11/5:03.7		7/29.719 11/5:19.3	4/28.329 12/5:22.3	
10.	2/27.253 12/5:16.8	1/28.496 12/5:13.1	5/28.436 11/5:05.1	3/28.335 12/5:22.5	8/29.325 10/5:05.3	6/29.644 11/5:06.0		7/29.432 11/5:19.7	4/27.719 12/5:23.3	
11.	2/26.423 12/5:16.8	1/28.351 12/5:15.5	5/33.149 11/5:10.5	3/27.666 12/5:23.3		6/32.939 11/5:11.1		7/28.254 11/5:18.9	4/28.225 12/5:24.7	
12.	2/26.922 12/5:17.3	1/27.665 12/5:16.9		3/28.068 12/5:24.5					4/29.418 12/5:27.1	

2wd Mod (A Main)

Round 3

Top Qualifier is Lopez, Jader 11/5: 18.392 (Rnd 2)

10

South Florida Off Road Championship Series Race 5

Ser#42318

Timing and Scoring by www.RCScoringPro.com

Sponsor	Driver Name	Car	Pos	Laps	Race Time	Behind	Fast Lap	Average Top 5	Top 10	Top 15	Q#
	Lopez, Jader	1	1	12	5:03.073		25.856	22.426	24.541		1
	Collins, Bart	5	2	12	5:08.636	5.563	26.125	23.029	25.022		5
	Hazbun, Richard	4	3	12	5:08.866	5.793	26.194	22.956	25.026		4
	Fales, Justin	7	4	12	5:09.614	6.541	26.158	23.382	25.250		7
	Jordao, Ricardo	2	5	12	5:11.508	8.435	26.405	22.936	25.100		2
	Applegate, Mke	3	6	12	5:14.182	11.109	25.712	22.727	25.384		3
	Janos `Lazi` Lazar	6	7	12	5:25.999	22.926	27.378	24.129	26.470		6
	Record, Corey	8	8	12	5:26.465	23.392	26.503	23.779	25.693		8
	Worthington, Glenn	9	9	11	5:03.369		26.843	23.999	26.964		Bump
	Rodriguez, Felipe	10	10	11	5:09.423	6.054	26.964	24.521	27.692		Bump

Car#	1	2	3	4	5	6	7	8	9	10
	Lopez	Jordao	Applegate	Hazbun	Collins	anos `Lazi` Laza	Fales	Record	Worthington	Rodriguez
1.	1/8.015 38/5:04.7	2/8.651 35/5:02.7	3/8.865 34/5:01.5	4/9.236 33/5:04.9	5/9.673 32/5:09.4	6/10.468 29/5:03.6	9/11.470 27/5:09.6	7/11.087 28/5:10.5	10/11.553 26/5:00.3	8/11.339 27/5:06.1
2.	1/26.406 18/5:09.7	2/27.264 17/5:05.2	4/28.225 17/5:15.2	3/27.139 17/5:09.2	5/27.501 17/5:15.9	6/27.586 16/5:04.3	8/29.094 15/5:04.2	9/33.225 14/5:10.1	10/33.727 14/5:16.9	7/28.432 16/5:18.1
3.	1/26.282 15/5:03.5	4/29.163 14/5:03.7	5/28.282 14/5:05.0	2/26.441 15/5:14.1	3/26.621 15/5:19.0	6/27.923 14/5:07.9	7/26.730 14/5:14.0	9/27.090 13/5:09.4	10/29.393 13/5:23.5	8/31.139 13/5:07.2
4.	1/26.681 14/5:05.8	4/26.570 14/5:20.7	5/26.688 14/5:22.2	2/26.674 14/5:13.2	3/26.490 14/5:15.9	7/30.788 13/5:14.5	6/27.638 13/5:08.5	8/27.408 13/5:21.1	10/27.107 12/5:05.3	9/30.511 12/5:04.2
5.	1/25.856 14/5:17.0	6/31.350 13/5:19.8	4/28.610 13/5:13.7	2/26.386 13/5:01.2	3/27.129 13/5:05.2	7/28.953 12/5:01.7	5/27.142 13/5:17.3	8/28.227 12/5:04.8	10/27.644 12/5:10.6	9/27.699 12/5:09.8
6.	1/26.077 13/5:01.8	5/26.512 13/5:23.9	4/26.312 13/5:18.4	2/26.194 13/5:07.8	3/26.496 13/5:11.8	7/27.797 12/5:07.0	6/28.023 12/5:00.1	8/26.503 12/5:07.0	10/33.310 12/5:25.4	9/32.506 12/5:23.2
7.	1/27.322 13/5:09.4	6/27.506 12/5:03.4	4/28.870 12/5:01.4	3/30.305 13/5:20.1	2/26.125 13/5:15.7	8/27.378 12/5:10.0	5/26.158 12/5:02.1	7/27.129 12/5:09.7	10/30.954 11/5:04.3	9/28.169 12/5:25.3
8.	1/28.035 13/5:16.3	5/27.156 12/5:06.2	6/31.472 12/5:10.9	3/27.251 13/5:24.3	2/26.359 13/5:19.1	8/28.460 12/5:14.0	4/27.248 12/5:05.2	7/27.505 12/5:12.2	9/26.843 11/5:03.2	10/30.998 11/5:03.5
9.	1/29.631 13/5:24.0	5/26.540 12/5:07.6	6/25.712 12/5:10.7	2/27.063 12/5:02.2	3/30.562 12/5:02.6	8/27.415 12/5:15.6	4/26.830 12/5:07.1	7/27.085 12/5:13.6	9/28.348 11/5:04.1	10/30.737 11/5:07.4
10.	1/26.577 12/5:01.0	5/27.437 12/5:09.7	6/26.569 12/5:11.5	2/26.523 12/5:03.8	3/27.044 12/5:04.7	8/30.515 12/5:20.7	4/26.456 12/5:08.1	7/27.375 12/5:15.1	9/26.895 11/5:03.3	10/26.964 11/5:06.3
11.	1/25.900 12/5:01.9	5/26.954 12/5:11.0	6/26.175 12/5:11.7	2/27.352 12/5:06.0	3/26.779 12/5:06.3	8/29.528 12/5:23.7	4/26.235 12/5:08.7	7/27.524 12/5:16.5	9/27.595 11/5:03.3	10/30.929 11/5:09.4
12.	1/26.291 12/5:03.0	5/26.405 12/5:11.5	6/28.402 12/5:14.1	3/28.302 12/5:08.8	2/27.857 12/5:08.6	7/29.188 12/5:26.0	4/26.590 12/5:09.6	8/36.307 12/5:26.4		

4wd Mod (A Main)

Round 3

Top Qualifier is Hazbun, Sebastian 12/5: 12.027 (Rnd 2)

11

South Florida Off Road Championship Series Race 5

Ser#42318

Timing and Scoring by www.RCScorePro.com

Sponsor	Driver Name	Car	Pos	Laps	Race Time	Behind	Fast Lap	Average Top 5	Top 10	Top 15	Q#
	Lopez, Jader	3	1	13	5:02.229		23.872	21.000	22.760		3
	Fales, Justin	2	2	13	5:02.580	0.351	24.112	21.062	22.805		2
	Hazbun, Sebastian	1	3	13	5:03.227	0.998	24.007	20.905	22.730		1
	Record, Corey	6	4	13	5:22.592	20.363	25.444	22.557	24.250		6
	Eich, Dustin	8	5	13	5:24.746	22.517	25.774	22.930	24.545		8
	Taylor, Dan	10	6	12	5:06.156		25.696	23.141	24.988		Bump
	Neddeff, Matt	7	7	12	5:08.993	2.837	26.386	23.625	25.306		7
	Intravia, Chris	5	8	12	5:12.244	6.088	25.332	23.720	25.157		5
	Carlson, Glenn	9	9	12	5:14.915	8.759	25.608	23.129	25.307		Bump
	Janos`Lazi`Lazar	4	10	7	2:49.047		25.114	22.602			4

Car#	1	2	3	4	5	6	7	8	9	10
	Hazbun	Fales	Lopez	nos`Lazi`Laz	Intravia	Record	Neddeff	Eich	Carlson	Taylor
1.	1/7.922 38/5:00.9	2/8.279 37/5:06.3	3/8.642 35/5:02.4	5/10.938 28/5:06.3	10/15.862 19/5:01.3	4/10.094 30/5:02.6	8/12.172 25/5:04.2	6/11.269 27/5:04.2	7/12.046 25/5:01.2	9/12.313 25/5:07.7
2.	1/24.225 19/5:05.4	2/24.735 19/5:13.5	3/24.661 19/5:16.3	9/29.917 15/5:06.4	10/25.951 15/5:13.5	4/25.769 17/5:04.8	8/28.414 15/5:04.4	5/26.207 17/5:18.5	7/28.106 15/5:01.1	6/27.455 16/5:18.1
3.	1/24.359 16/5:01.3	2/24.726 16/5:07.9	3/24.768 16/5:09.7	6/25.922 14/5:11.6	10/25.967 14/5:16.3	4/25.444 15/5:06.5	9/26.975 14/5:15.2	5/26.421 15/5:19.5	8/27.043 14/5:13.5	7/27.318 14/5:13.0
4.	1/24.110 15/5:02.3	2/24.209 15/5:07.3	3/24.427 15/5:09.3	6/25.794 13/5:00.8	7/25.578 13/5:03.4	4/25.756 14/5:04.7	8/27.330 13/5:08.3	5/26.137 14/5:15.1	10/28.384 13/5:10.6	9/28.088 13/5:09.3
5.	1/24.724 15/5:16.0	2/24.112 15/5:18.1	3/25.196 14/5:01.5	6/25.244 13/5:06.3	7/27.037 13/5:13.0	4/25.873 14/5:16.2	9/27.056 13/5:17.0	5/25.774 13/5:01.1	10/29.189 13/5:24.4	8/25.701 13/5:14.2
6.	1/24.475 14/5:02.8	2/24.979 14/5:05.7	3/23.872 14/5:06.9	6/26.118 13/5:11.8	7/25.332 13/5:15.7	4/26.043 13/5:01.1	9/26.653 13/5:21.9	5/25.883 13/5:06.9	10/25.608 12/5:00.7	8/25.965 13/5:18.1
7.	1/24.772 14/5:09.1	2/24.402 14/5:10.8	3/24.646 14/5:12.4	6/25.114 13/5:13.9	10/30.668 12/5:02.3	4/26.405 13/5:07.1	8/26.393 13/5:24.9	5/26.098 13/5:11.6	9/25.700 12/5:01.8	7/26.803 13/5:22.4
8.	3/26.153 14/5:16.2	1/24.506 14/5:14.9	2/23.905 14/5:15.2		9/26.431 12/5:04.2	4/26.299 13/5:11.4	7/26.386 12/5:02.0	5/25.807 13/5:14.5	8/25.747 12/5:02.7	6/26.447 12/5:00.1
9.	3/24.259 14/5:18.8	2/24.736 14/5:18.3	1/24.155 14/5:17.7		9/27.159 12/5:06.6	4/25.740 13/5:14.0	7/26.670 12/5:04.0	5/26.436 13/5:17.8	8/26.544 12/5:04.4	6/25.696 12/5:01.0
10.	3/24.543 14/5:21.3	2/24.363 14/5:20.6	1/24.481 14/5:20.2		8/26.373 12/5:07.6	4/25.997 13/5:16.4	7/27.523 12/5:06.6	5/26.052 13/5:19.9	9/32.658 12/5:13.2	6/26.031 12/5:02.1
11.	3/24.678 13/5:00.4	2/24.347 14/5:22.4	1/24.475 14/5:22.2		8/25.877 12/5:07.8	4/25.750 13/5:18.1	7/26.523 12/5:07.7	5/25.915 13/5:21.4	9/26.851 12/5:14.0	6/28.185 12/5:05.4
12.	3/25.000 13/5:02.4	2/24.812 13/5:01.3	1/24.551 13/5:00.9		8/30.009 12/5:12.2	4/26.030 13/5:19.7	7/26.898 12/5:08.9	5/26.442 13/5:23.3	9/27.039 12/5:14.9	6/26.154 12/5:06.1
13.	3/24.007 13/5:03.2	2/24.374 13/5:02.5	1/24.450 13/5:02.2			4/27.392 13/5:22.5		5/26.305 13/5:24.7		

E-buggy (A Main)

Top Qualifier is Fales, Justin 12/5:01.172 (Rnd 2)

Round 3

13

South Florida Off Road Championship Series Race 5

Ser#42318

Timing and Scoring by www.RCScoringPro.com

Sponsor	Driver Name	Car	Pos	Laps	Race Time	Behind	Fast Lap	Average Top 5	Top 10	Top 15	Q#
	Fales, Justin	1	1	24	10:07.751		23.957	24.513	24.679	24.790	1
	Collins, Bart	3	2	24	10:20.187	12.436	24.616	24.746	24.874	25.015	3
	Perez, Luis	4	3	23	10:02.167		24.457	24.677	24.778	24.980	4
	Intravia, Chris	2	4	23	10:15.783	13.616	24.682	25.045	25.170	25.305	2
	Kranz, Jeff	8	5	23	10:15.835	13.668	25.202	25.380	25.513	25.662	8
	Schaefer, Chris	9	6	23	10:19.321	17.154	25.253	25.292	25.421	25.637	Bump
	Rodriguez, Felipe	7	7	22	10:02.697		25.196	25.427	25.733	26.027	7
	Torres, Yamig	5	8	22	10:15.556	12.859	25.062	25.292	25.588	26.059	5
	Mntiel, Christian	6	9	21	10:06.153		26.053	26.560	26.851	27.354	6
	Janos`Lazi`Lazar	10	10	13	5:55.220		25.154	25.494	25.725		Bump

Car#	1	2	3	4	5	6	7	8	9	10
	Fales	Intravia	Collins	Perez	Torres	Montiel	Rodriguez	Kranz	Schaefer	Janos`Lazi`Lazar
1.	1/32.466 19/10:16.9	2/33.818 18/10:08.7	3/34.497 18/10:21.0	4/37.712 16/10:03.3	5/38.080 16/10:09.2	6/38.276 16/10:12.4	8/39.595 16/10:33.4	7/38.558 16/10:16.9	9/39.798 16/10:36.7	10/40.341 15/10:05.1
2.	1/24.759 21/10:00.9	2/25.249 21/10:20.2	3/25.234 21/10:27.1	4/25.485 19/10:00.3	9/30.850 18/10:20.3	7/29.424 18/10:09.3	10/31.230 17/10:02.0	5/28.453 18/10:03.0	6/27.576 18/10:06.3	8/27.642 18/10:11.8
3.	1/24.985 22/10:02.8	2/25.487 22/10:20.0	3/25.584 22/10:25.6	4/24.827 21/10:16.1	8/29.404 19/10:22.7	9/31.369 19/10:27.4	10/28.950 19/10:31.9	5/25.464 20/10:16.4	7/30.043 19/10:16.9	6/26.038 20/10:26.7
4.	1/25.213 23/10:17.6	2/25.190 22/10:03.5	3/24.879 22/10:06.0	4/24.818 22/10:20.6	8/26.445 20/10:23.8	10/29.344 19/10:09.9	9/26.262 20/10:30.2	5/26.416 21/10:24.1	7/25.278 20/10:13.4	6/25.635 21/10:28.2
5.	1/25.024 23/10:09.2	2/24.682 23/10:18.3	3/24.697 23/10:20.4	4/24.863 22/10:05.8	8/25.464 20/10:00.9	10/26.920 20/10:21.3	9/25.374 20/10:05.6	5/30.435 21/10:27.1	6/26.635 21/10:27.1	7/29.984 21/10:28.4
6.	1/24.906 23/10:03.1	2/25.671 23/10:13.7	3/26.068 23/10:17.0	4/26.004 22/10:00.2	7/26.879 21/10:19.9	10/27.821 20/10:10.5	9/27.130 21/10:24.8	6/26.788 21/10:16.3	8/27.961 21/10:20.5	5/25.964 21/10:14.6
7.	1/25.345 23/10:00.2	2/25.166 23/10:08.7	3/24.932 23/10:10.7	4/26.523 23/10:25.0	7/25.062 21/10:06.5	10/26.670 21/10:29.4	9/30.206 21/10:26.2	6/25.534 21/10:04.9	8/28.189 21/10:16.4	5/25.690 21/10:03.8
8.	1/25.148 24/10:23.5	2/25.209 23/10:05.1	3/25.517 23/10:07.8	4/25.012 23/10:18.8	6/25.278 20/10:25.5	10/32.989 20/10:07.0	9/25.742 21/10:15.5	7/27.375 21/10:01.1	8/25.540 21/10:06.4	5/25.701 22/10:24.2
9.	1/24.629 24/10:19.9	3/33.202 23/10:22.7	2/29.818 23/10:16.4	4/29.659 23/10:25.8	6/25.811 22/10:19.1	10/26.375 21/10:28.1	9/26.016 21/10:07.8	7/25.770 22/10:22.8	8/25.884 22/10:27.9	5/25.377 22/10:16.9
10.	1/25.479 24/10:19.0	3/25.437 23/10:18.9	2/25.098 23/10:12.5	4/25.037 23/10:20.8	6/25.155 22/10:12.5	10/27.322 21/10:22.6	9/26.469 21/10:02.6	7/26.317 22/10:18.4	8/25.253 22/10:20.7	5/25.612 22/10:11.5
11.	1/25.627 24/10:18.7	3/25.624 23/10:16.2	2/24.709 23/10:08.5	4/24.853 23/10:16.3	7/28.379 22/10:13.6	10/27.151 21/10:17.8	9/26.182 22/10:26.3	6/25.511 22/10:13.2	8/26.765 22/10:17.8	5/25.792 22/10:07.5
12.	1/25.721 24/10:18.6	4/30.244 23/10:22.8	2/25.772 23/10:07.2	3/26.892 23/10:16.5	7/26.965 22/10:11.9	10/26.053 21/10:11.9	9/26.014 22/10:21.8	6/25.202 22/10:08.3	8/27.671 22/10:17.0	5/26.290 22/10:05.1
13.	1/24.755 24/10:16.7	4/25.308 23/10:19.7	2/26.054 23/10:06.5	3/24.714 23/10:12.8	7/26.241 22/10:09.2	10/32.752 21/10:17.8	9/25.863 22/10:17.7	6/25.889 22/10:05.3	8/26.763 22/10:14.9	5/25.154 22/10:01.1
14.	1/24.915 24/10:15.3	4/25.077 23/10:16.6	2/25.066 23/10:04.4	3/28.288 23/10:15.5	6/26.332 22/10:07.1	9/26.962 21/10:14.1	8/27.456 22/10:16.7	5/25.933 22/10:02.8	7/25.540 22/10:11.1	
15.	1/24.986 24/10:14.3	4/26.412 23/10:16.0	2/25.765 23/10:03.6	3/25.311 23/10:13.3	6/25.541 22/10:04.1	9/27.048 21/10:11.0	8/27.575 22/10:16.0	5/26.347 22/10:01.3	7/25.292 22/10:07.4	
16.	1/24.747 24/10:13.0	4/25.553 23/10:14.2	2/24.616 23/10:01.3	3/24.839 23/10:10.7	6/25.500 22/10:01.4	9/30.716 21/10:13.1	8/25.196 22/10:12.2	5/25.432 23/10:25.9	7/25.531 22/10:04.6	
17.	1/25.197 24/10:12.5	4/25.109 23/10:12.1	2/25.565 23/10:00.5	3/25.307 23/10:09.0	6/25.684 23/10:26.5	9/27.800 21/10:11.4	8/25.201 22/10:08.8	5/25.697 23/10:23.8	7/25.355 22/10:01.8	
18.	1/24.925 24/10:11.7	4/25.665 23/10:10.9	2/25.140 24/10:25.3	3/24.625 23/10:06.6	7/30.670 22/10:03.4	9/29.740 21/10:12.1	8/25.622 22/10:06.3	5/26.536 23/10:23.1	6/25.282 23/10:26.5	
19.	1/24.887 24/10:11.0	4/25.546 23/10:09.6	2/25.841 24/10:25.0	3/24.457 23/10:04.3	8/36.006 22/10:13.3	9/27.413 21/10:10.2	7/26.263 22/10:04.8	5/25.880 23/10:21.6	6/25.972 23/10:25.0	
20.	1/24.486 24/10:09.8	4/25.268 23/10:08.2	2/24.850 24/10:23.6	3/26.140 23/10:04.1	8/26.148 22/10:11.4	9/26.783 21/10:07.8	7/27.285 22/10:04.5	5/25.720 23/10:20.1	6/26.171 23/10:23.8	
21.	1/25.175 24/10:09.5	4/27.306 23/10:09.1	2/25.368 24/10:22.9	3/25.786 23/10:03.6	8/29.683 22/10:13.4	9/27.225 21/10:06.1	7/26.125 22/10:03.1	5/25.292 23/10:18.3	6/25.545 23/10:22.1	
22.	1/25.673 24/10:09.8	4/26.122 23/10:08.8	2/24.856 24/10:21.7	3/26.242 23/10:03.6	8/29.979 22/10:15.5		7/26.941 22/10:02.7	5/25.509 23/10:16.8	6/25.593 23/10:20.6	
23.	1/24.746 24/10:09.1	4/33.438 23/10:15.7	2/25.032 24/10:20.8	3/24.773 23/10:02.1				5/25.777 23/10:15.8	6/25.684 23/10:19.3	
24.	1/23.957 24/10:07.7		2/25.229 24/10:20.1							