



South Florida Off Road Championship Series II - Race 5

Ser#42318

Timing and Scoring by www.RCScorePro.com

Sponsor	Driver Name	Car	Pos	Laps	Race Time	Behind	Fast Lap	Average Top 5	Top 10	Top 15	Q#
	Intravia, Chris	3	1	11	5:24.288		29.061	29.186	29.389		1
	Record, Corey	4	2	10	5:01.539		29.317	29.695	30.154		2
	Hutton, Jonathan	2	3	10	5:14.713	13.174	30.429	30.915	31.471		3
	Romani, Ron	8	4	10	5:17.596	16.057	30.862	31.244	31.760		4
	Allen, Tom	6	5	10	5:18.814	17.275	29.904	30.330	31.881		5
<i>Sponsored</i>	Cooper, Jared	5	6	10	5:29.240	27.701	31.228	31.917	32.924		6
	Kirkpatrick, Matt	1	7	10	5:29.910	28.371	31.087	31.802	32.991		7
	Alfaro, Joshua	9	8	9	5:10.051		31.815	32.374			8
	Powery, Allen	7	9	6	5:15.982		42.697	46.964			9

Car#	1	2	3	4	5	6	7	8	9	10
	Kirkpatrick	Hutton	Intravia	Record	Cooper	Allen	Powery	Romani	Alfaro	
1.	8/34.573 9/5:11.1	4/31.613 10/5:16.1	1/29.450 11/5:23.9	2/30.214 10/5:02.1	3/31.228 10/5:12.3	7/32.152 10/5:21.5	9/48.041 7/5:36.2	5/31.729 10/5:17.3	6/31.815 10/5:18.1	
2.	8/32.107 9/5:00.0	4/31.526 10/5:15.6	1/29.061 11/5:21.8	2/29.317 11/5:27.4	6/32.777 10/5:20.0	5/31.388 10/5:17.6	9/50.113 7/5:43.5	3/31.138 10/5:14.3	7/32.377 10/5:20.9	
3.	8/31.993 10/5:28.8	5/32.807 10/5:19.8	1/29.283 11/5:21.8	2/31.516 10/5:03.5	6/32.294 10/5:21.0	4/31.043 10/5:15.2	9/49.310 7/5:44.0	3/30.862 10/5:12.4	7/32.186 10/5:21.2	
4.	6/33.601 10/5:30.6	5/32.340 10/5:20.7	1/29.160 11/5:21.6	2/30.062 10/5:02.7	7/36.098 10/5:31.0	3/31.918 10/5:16.2	9/42.697 7/5:32.7	4/33.196 10/5:17.3	8/37.870 9/5:02.0	
5.	6/31.087 10/5:26.7	5/31.298 10/5:19.1	1/29.115 11/5:21.3	2/30.587 10/5:03.3	7/32.138 10/5:29.0	3/30.401 10/5:13.8	9/81.163 6/5:25.5	4/31.431 10/5:16.7	8/32.406 10/5:33.2	
6.	6/32.133 10/5:25.8	5/30.659 10/5:17.0	1/29.425 11/5:21.7	2/29.606 10/5:02.1	7/35.604 9/5:00.2	3/31.807 10/5:14.5	9/44.658 6/5:15.9	4/31.425 10/5:16.3	8/38.148 9/5:07.1	
7.	6/32.533 10/5:25.7	4/31.692 10/5:17.0	1/29.872 11/5:22.7	2/30.220 10/5:02.1	7/31.915 10/5:31.5	3/30.307 10/5:12.8		5/32.426 10/5:17.4	8/33.621 9/5:06.5	
8.	7/37.433 10/5:31.8	3/30.429 10/5:15.4	1/30.403 11/5:24.1	2/29.955 10/5:01.8	6/32.734 10/5:30.9	5/39.899 10/5:23.6		4/31.366 10/5:16.9	8/38.541 9/5:11.5	
9.	7/31.692 10/5:30.1	3/31.684 10/5:15.6	1/29.309 11/5:23.9	2/30.529 10/5:02.2	6/32.010 10/5:29.7	5/29.995 10/5:21.0		4/31.987 10/5:17.2	8/33.087 9/5:10.0	
10.	7/32.758 10/5:29.9	3/30.665 10/5:14.7	1/29.472 11/5:24.0	2/29.533 10/5:01.5	6/32.442 10/5:29.2	5/29.904 10/5:18.8		4/32.036 10/5:17.6		
11.			1/29.738 11/5:24.2							



South Florida Off Road Championship Series II - Race 5

Ser#42318

Timing and Scoring by www.RCScoringPro.com

Sponsor	Driver Name	Car	Pos	Laps	Race Time	Behind	Fast Lap	Average Top 5	Top 10	Top 15	Q#
	Record, Corey	1	1	11	5:26.306		28.738	29.084	29.434		1
	Lazar, Janos "Lazi"	2	2	10	4:45.102		29.812	30.513			2
	Bertelsen, John	3	3	0							3


Car#	1	2	3	4	5	6	7	8	9	10
	Record	Lazar	Bertelsen							
1.	1/31.325 10/5:13.1	2/62.720 5/5:13.6								
2.	1/28.738 10/5:00.3									
3.	1/29.336 11/5:27.8	2/30.845 10/5:11.8								
4.	1/29.183 11/5:26.0	2/31.623 10/5:12.9								
5.	1/31.968 10/5:01.1	2/29.875 10/5:10.1								
6.	1/29.294 11/5:29.7	2/30.458 10/5:09.2								
7.	1/29.415 11/5:28.8	2/38.193 10/5:19.5								
8.	1/29.321 11/5:28.0	2/31.576 10/5:19.1								
9.	1/28.883 11/5:26.8	2/29.812 10/5:16.7								
10.	1/29.393 11/5:26.5									
11.	1/29.450 11/5:26.3									

Top Qualifiers	Qual#	Laps	Race Time (Difference)	Round	Race	Pos in Race	Fast Lap
Record, Corey	1	11	5:26.306	1	2	1	28.738
Lazar, Janos "Lazi"	2	10	4:45.102	1	2	2	29.812
Bertelsen, John	3	0		1	2	3	

South Florida Off Road Championship Series II - Race 5

Ser#42318

Timing and Scoring by www.RCScorePro.com

Sponsor	Driver Name	Car	Pos	Laps	Race Time	Behind	Fast Lap	Average Top 5	Top 10	Top 15	Q#
	Cooper, Jared	1	1	10	5:21.971		30.858	31.404	32.197		1
	Record, Corey	8	2	10	5:26.330	4.359	30.203	30.744	32.633		2
	Alfaro, Joshua	6	3	9	5:12.862		33.014	33.965			3
	Butera, Gavin "The Hammer"	2	4	9	5:15.266	2.404	31.937	33.072			4
	Honcho, Mke	5	5	9	5:31.873	19.011	34.395	35.468			5
	Lopez, Jader	3	6	0							6
	Kretzschmar, Loren	4	7	0							7
	Collins, Bart	7	8	0							8

Car# 1	2	3	4	5	6	7	8	9	10
Cooper	Butera	Lopez	Kretzschmar	Honcho	Alfaro	Collins	Record		
1. 3/36.321 9/5:26.8	4/39.530 8/5:16.2			5/41.888 8/5:35.1	2/34.605 9/5:11.4		1/30.203 10/5:02.0		
2. 2/31.870 9/5:06.8	4/34.844 9/5:34.6			5/37.637 8/5:18.1	3/36.109 9/5:18.1		1/31.510 10/5:08.5		
3. 2/32.171 9/5:01.0	4/31.937 9/5:18.9			5/34.827 8/5:04.9	3/33.843 9/5:13.6		1/33.610 10/5:17.7		
4. 2/32.618 10/5:32.4	3/33.430 9/5:14.4			5/37.360 8/5:03.4	4/36.693 9/5:17.8		1/30.210 10/5:13.8		
5. 2/31.920 10/5:29.8	3/32.103 9/5:09.3			5/34.395 9/5:34.9	4/35.059 9/5:17.3		1/36.797 10/5:24.6		
6. 2/30.858 10/5:26.2	3/37.609 9/5:14.1			5/36.385 9/5:33.7	4/34.219 9/5:15.7		1/31.114 10/5:22.4		
7. 2/31.245 10/5:24.2	4/35.303 9/5:14.6			5/36.287 9/5:32.7	3/33.014 9/5:13.1		1/32.568 10/5:22.8		
8. 2/31.464 10/5:23.0	4/37.465 9/5:17.4			5/35.444 9/5:30.9	3/34.145 9/5:12.4		1/30.684 10/5:20.8		
9. 1/31.921 10/5:22.6	4/33.045 9/5:15.2			5/37.650 9/5:31.8	3/35.175 9/5:12.8		2/35.272 10/5:24.4		
10. 1/31.583 10/5:21.9							2/34.362 10/5:26.3		

Top Qualifiers	Qual#	Laps	Race Time (Difference)	Round	Race	Pos in Race	Fast Lap
Cooper, Jared	1	10	5:21.971	1	3	1	30.858
Record, Corey	2	10	5:26.330 4.359	1	3	2	30.203
Alfaro, Joshua	3	9	5:12.862	1	3	3	33.014
Butera, Gavin "The Hammer"	4	9	5:15.266 2.404	1	3	4	31.937
Honcho, Mike	5	9	5:31.873 16.60	1	3	5	34.395
Lopez, Jader	6	0		1	3	6	
Kretzschmar, Loren	6	0	0.000	1	3	7	
Collins, Bart	6	0	0.000	1	3	8	

13.5 4WD Buggy

Round 1

4

South Florida Off Road Championship Series II - Race 5

Ser#42318

Timing and Scoring by www.RCScoringPro.com

Sponsor	Driver Name	Car	Pos	Laps	Race Time	Behind	Fast Lap	Average Top 5	Top 10	Top 15	Q#
	Allen, Tom	4	1	11	5:24.540		28.706	28.817	29.218		1
	Kirkpatrick, Matt	1	2	11	5:29.119	4.579	28.758	29.118	29.654		2
	Cooper, Jared	2	3	10	5:02.172		28.435	29.503	30.217		3
	Powery, Allen	3	4	7	5:05.436		38.005	40.659			4

Car#	1	2	3	4	5	6	7	8	9	10
	Kirkpatrick	Cooper	Powery	Allen						
1.	3/32.575 10/5:25.7	2/31.231 10/5:12.3	4/42.355 8/5:38.8	1/29.304 11/5:22.3						
2.	3/31.339 10/5:19.5	2/30.786 10/5:10.1	4/38.005 8/5:21.4	1/29.151 11/5:21.4						
3.	3/30.252 10/5:13.8	2/30.179 10/5:07.3	4/46.829 8/5:39.1	1/29.938 11/5:24.0						
4.	3/29.931 10/5:10.2	2/30.163 10/5:05.8	4/55.314 7/5:19.3	1/28.946 11/5:22.6						
5.	3/29.528 10/5:07.2	2/29.186 10/5:03.0	4/38.584 7/5:09.5	1/28.748 11/5:21.3						
6.	2/29.110 10/5:04.5	3/32.082 10/5:06.0	4/39.302 7/5:03.7	1/32.365 11/5:27.1						
7.	2/28.982 10/5:02.4	3/29.975 10/5:05.1	4/45.047 7/5:05.4	1/28.869 11/5:25.7						
8.	2/29.633 10/5:01.6	3/28.435 10/5:02.5		1/28.706 11/5:24.5						
9.	2/28.758 10/5:00.1	3/30.381 10/5:02.6		1/30.169 11/5:25.3						
10.	2/29.212 11/5:29.2	3/29.754 10/5:02.1		1/28.817 11/5:24.5						
11.	2/29.799 11/5:29.1			1/29.527 11/5:24.5						

Top Qualifiers	Qual#	Laps	Race Time (Difference)	Round	Race	Pos in Race	Fast Lap
Allen, Tom	1	11	5:24.540	1	4	1	28.706
Kirkpatrick, Matt	2	11	5:29.119 4.579	1	4	2	28.758
Cooper, Jared	3	10	5:02.172	1	4	3	28.435
Powery, Allen	4	7	5:05.436	1	4	4	38.005



South Florida Off Road Championship Series II - Race 5

Ser#42318

Timing and Scoring by www.RCScorePro.com

Sponsor	Driver Name	Car	Pos	Laps	Race Time	Behind	Fast Lap	Average Top 5	Top 10	Top 15	Q#
	Lopez, Jader	1	1	12	5:18.630		25.408	25.906	26.281		1
	Paz, Daniel	2	2	12	5:27.603	8.973	26.614	26.926	27.191		2
	Record, Corey	5	3	11	5:18.583		27.520	27.938	28.554		3
	Intravia, Chris	9	4	11	5:19.606	1.023	26.884	27.114	28.437		4
	Lazar, Janos "Lazi"	4	5	11	5:23.914	5.331	27.250	28.026	29.048		5
	Butera, Gavin "The Hammer"	8	6	11	5:25.780	7.197	28.059	28.478	29.240		6
	Hutton, Jonathan	7	7	11	5:27.523	8.940	28.756	29.058	29.570		7
	Romani, Ron	6	8	10	5:10.118		28.198	29.096	31.012		8
	Kretzschmar, Loren	3	9	7	4:15.190		27.985	29.009			9

Car# 1	2	3	4	5	6	7	8	9	10
Lopez	Paz	Kretzschmar	Lazar	Record	Romani	Hutton	Butera	Intravia	
1. 2/27.787 11/5:05.6	1/26.724 12/5:20.6	9/42.957 7/5:00.7	7/33.430 9/5:00.8	3/29.006 11/5:19.1	6/30.457 10/5:04.6	4/29.365 11/5:22.9	5/29.825 11/5:28.0	8/35.237 9/5:17.1	
2. 1/26.432 12/5:25.3	2/27.610 12/5:25.9	9/29.362 9/5:25.4	7/29.976 10/5:17.0	3/28.251 11/5:14.9	8/36.997 9/5:03.5	4/29.395 11/5:23.1	5/29.422 11/5:25.8	6/27.110 10/5:11.7	
3. 1/26.975 12/5:24.7	2/27.231 12/5:26.2	9/28.547 9/5:02.6	5/28.639 10/5:06.8	3/33.044 10/5:01.0	8/29.584 10/5:23.4	4/31.825 10/5:01.9	6/33.382 10/5:08.7	7/32.820 10/5:17.2	
4. 1/26.446 12/5:22.9	2/26.614 12/5:24.5	9/29.989 10/5:27.1	5/28.107 10/5:00.3	3/28.779 11/5:27.4	8/30.181 10/5:18.0	4/29.386 11/5:29.9	6/30.050 10/5:06.7	7/27.572 10/5:06.8	
5. 1/26.257 12/5:21.3	2/27.182 12/5:24.8	9/27.985 10/5:17.6	4/27.250 11/5:24.2	3/27.520 11/5:22.5	8/28.537 10/5:11.5	5/29.360 11/5:28.5	6/28.888 10/5:03.1	7/30.194 10/5:05.8	
6. 1/25.939 12/5:19.6	2/27.116 12/5:24.9	9/67.188 8/5:01.3	5/32.169 11/5:29.2	3/29.983 11/5:23.7	8/30.171 10/5:09.8	4/29.192 11/5:27.2	6/28.059 11/5:29.3	7/29.508 10/5:04.0	
7. 1/27.165 12/5:20.5	2/27.586 12/5:25.8	9/29.162 9/5:28.1	6/30.121 11/5:29.5	3/27.787 11/5:21.1	8/35.180 10/5:15.8	5/30.862 11/5:29.0	4/29.206 11/5:28.1	7/28.396 10/5:01.1	
8. 1/26.037 12/5:19.5	2/26.995 12/5:25.5		6/28.675 11/5:27.7	3/28.199 11/5:19.7	8/28.198 10/5:11.6	7/31.401 10/5:00.9	5/29.460 11/5:27.6	4/27.098 11/5:27.1	
9. 1/28.036 12/5:21.4	2/27.621 12/5:26.2		6/28.995 11/5:26.7	3/28.680 11/5:19.3	8/31.823 10/5:12.3	7/29.119 11/5:29.8	5/28.088 11/5:25.5	4/27.883 11/5:24.8	
10. 1/26.186 12/5:20.7	2/27.633 12/5:26.7		5/27.460 11/5:24.3	3/27.934 11/5:18.0	8/28.990 10/5:10.1	7/28.862 11/5:28.6	6/31.251 11/5:27.3	4/26.904 11/5:21.9	
11. 1/25.408 12/5:19.2	2/27.227 12/5:26.7		5/29.092 11/5:23.9	3/29.400 11/5:18.5		7/28.756 11/5:27.5	6/28.149 11/5:25.7	4/26.884 11/5:19.6	
12. 1/25.962 12/5:18.6	2/28.064 11/5:00.3								

Top Qualifiers	Qual#	Laps	Race Time (Difference)	Round	Race	Pos in Race	Fast Lap
Lopez, Jader	1	12	5:18.630	1	5	1	25.408
Paz, Daniel	2	12	5:27.603 8.973	1	5	2	26.614
Record, Corey	3	11	5:18.583	1	5	3	27.520
Intravia, Chris	4	11	5:19.606 1.023	1	5	4	26.884
Lazar, Janos "Lazi"	5	11	5:23.914 4.308	1	5	5	27.250
Butera, Gavin "The Hammer"	6	11	5:25.780 1.866	1	5	6	28.059
Hutton, Jonathan	7	11	5:27.523 1.743	1	5	7	28.756
Romani, Ron	8	10	5:10.118	1	5	8	28.198
Kretzschmar, Loren	9	7	4:15.190	1	5	9	27.985



South Florida Off Road Championship Series II - Race 5

Ser#42318

Timing and Scoring by www.RCScoringPro.com

Sponsor	Driver Name	Car	Pos	Laps	Race Time	Behind	Fast Lap	Average Top 5	Top 10	Top 15	Q#
	Paz, Daniel	9	1	11	5:13.506		27.414	27.643	28.071		1
	Oliveras, Julien	5	2	11	5:27.018	13.512	27.809	28.438	29.161		2
	Alfaro, Joshua	4	3	11	5:29.342	15.836	28.806	29.308	29.767		3
	Delfino, Scott	7	4	10	5:02.554		29.353	29.611	30.255		4
	Barbera, Joe	1	5	10	5:08.814	6.260	29.129	29.664	30.881		5
	Record, Jeff	8	6	10	5:10.682	8.128	28.835	29.797	31.068		6
	Kretzschmar, Loren	3	7	10	5:16.651	14.097	29.341	29.958	31.665		7
	Strickler, Mke	10	8	9	5:24.458		33.575	35.174			8
	Kaufman, Tim	6	9	8	5:13.646		35.352	37.869			9
	Jones, Jeff	2	10	6	3:24.404		30.386	32.967			10
	Serio, Phil	11	11	0							11

Car#	1	2	3	4	5	6	7	8	9	10
	Barbera	Jones	Kretzschmar	Alfaro	Oliveras	Kaufman	Delfino	Record	Paz	Strickler
1.	7/32.706 10/5:27.1	5/30.386 10/5:03.8	6/30.798 10/5:08.0	4/30.332 10/5:03.2	2/29.965 11/5:29.5	10/40.783 8/5:26.2	8/33.032 10/5:30.3	3/30.266 10/5:02.6	1/27.414 11/5:01.5	9/37.624 8/5:00.9
2.	6/32.091 10/5:24.0	8/39.567 9/5:14.7	7/35.342 10/5:30.6	3/29.877 10/5:01.0	4/30.430 10/5:01.9	10/41.221 8/5:28.0	5/29.909 10/5:14.6	2/29.730 11/5:30.0	1/27.825 11/5:03.8	9/35.570 9/5:29.3
3.	6/30.155 10/5:16.5	8/33.234 9/5:09.5	7/33.854 10/5:33.2	3/30.924 10/5:03.7	2/28.807 11/5:27.0	10/42.298 8/5:31.4	5/30.315 10/5:10.8	4/32.090 10/5:06.9	1/29.384 11/5:10.2	9/35.794 9/5:26.9
4.	6/31.554 10/5:16.2	8/30.966 9/5:01.8	7/29.341 10/5:23.3	3/29.642 10/5:01.9	2/29.640 11/5:26.8	10/35.352 8/5:19.3	4/30.185 10/5:08.6	5/32.601 10/5:11.7	1/27.592 11/5:08.6	9/33.575 9/5:20.7
5.	5/29.425 10/5:11.8	8/35.057 9/5:04.5	7/34.211 10/5:27.1	3/29.881 10/5:01.3	2/28.611 11/5:24.3	10/38.197 8/5:16.5	4/29.353 10/5:05.5	6/34.453 10/5:18.2	1/27.821 11/5:08.0	9/36.308 9/5:21.9
6.	5/29.188 10/5:08.5	8/35.194 9/5:06.6	7/32.658 10/5:26.9	3/29.584 10/5:00.4	2/29.622 11/5:24.6	10/39.817 8/5:16.8	4/29.549 10/5:03.8	6/30.689 10/5:16.3	1/27.660 11/5:07.4	9/34.621 9/5:20.2
7.	5/31.420 10/5:09.3		7/30.258 10/5:23.5	2/31.675 10/5:02.7	3/35.404 10/5:03.5	9/36.466 8/5:13.2	4/30.470 10/5:04.0	6/29.479 10/5:13.3	1/27.880 11/5:07.3	8/36.585 9/5:21.5
8.	5/29.129 10/5:07.0		7/30.290 10/5:20.9	2/29.016 10/5:01.1	3/28.478 10/5:01.1	9/39.512 8/5:13.6	4/29.582 10/5:03.0	6/28.835 10/5:10.1	1/27.729 11/5:07.0	8/37.275 9/5:23.2
9.	5/30.425 10/5:06.7		7/30.193 10/5:18.8	2/29.491 10/5:00.4	3/29.768 10/5:00.8		4/29.661 10/5:02.2	6/30.675 10/5:09.8	1/32.799 11/5:13.0	8/37.106 9/5:24.4
10.	5/32.721 10/5:08.8		7/29.706 10/5:16.6	3/28.806 11/5:29.1	2/27.809 11/5:28.3		4/30.498 10/5:02.5	6/31.864 10/5:10.6	1/27.929 11/5:12.4	
11.				3/30.114 11/5:29.3	2/28.484 11/5:27.0				1/29.473 11/5:13.5	



Top Qualifiers	Qual#	Laps	Race Time (Difference)	Round	Race	Pos in Race	Fast Lap
Paz, Daniel	1	11	5:13.506	1	6	1	27.414
Oliveras, Julien	2	11	5:27.018 13.51	1	6	2	27.809
Alfaro, Joshua	3	11	5:29.342 2.324	1	6	3	28.806
Delfino, Scott	4	10	5:02.554	1	6	4	29.353
Barbera, Joe	5	10	5:08.814 6.260	1	6	5	29.129
Record, Jeff	6	10	5:10.682 1.868	1	6	6	28.835
Kretzschmar, Loren	7	10	5:16.651 5.969	1	6	7	29.341
Strickler, Mike	8	9	5:24.458	1	6	8	33.575
Kaufman, Tim	9	8	5:13.646	1	6	9	35.352
Jones, Jeff	10	6	3:24.404	1	6	10	30.386



South Florida Off Road Championship Series II - Race 5

Ser#42318

Timing and Scoring by www.RCScoringPro.com

Sponsor	Driver Name	Car	Pos	Laps	Race Time	Behind	Fast Lap	Average Top 5	Top 10	Top 15	Q#
	Paz, Daniel	1	1	11	5:02.685		26.603	26.872	27.144		1
	Kirkpatrick, Matt	5	2	11	5:14.888	12.203	28.032	28.351	28.557		2
	Butera, Gavin "The Hammer"	4	3	11	5:16.536	13.851	27.853	28.083	28.646		3
	Kretzschmar, Loren	7	4	11	5:25.199	22.514	27.634	28.064	29.112		4
	Brown, Mke	6	5	10	5:08.619		29.050	29.513	30.862		5
	Hancock, John	3	6	9	5:18.584		32.802	34.057			6
	Holness, Paul	2	7	0							7

Car#	1	2	3	4	5	6	7	8	9	10
	Paz	Holness	Hancock	Butera	Kirkpatrick	Brown	Kretzschmar			
1.	1/27.049 12/5:24.6		6/36.379 9/5:27.4	4/30.081 10/5:00.7	2/28.497 11/5:13.5	3/29.939 11/5:29.3	5/31.098 10/5:11.0			
2.	1/27.675 11/5:00.9		6/35.969 9/5:25.5	3/28.613 11/5:22.7	2/29.171 11/5:17.1	5/37.889 9/5:05.2	4/29.545 10/5:03.1			
3.	1/26.603 12/5:25.3		6/36.711 9/5:27.1	3/28.015 11/5:17.9	2/28.458 11/5:15.8	5/29.118 10/5:23.1	4/34.075 10/5:15.7			
4.	1/27.175 12/5:25.5		6/34.452 9/5:22.8	3/29.191 11/5:18.7	2/28.470 11/5:15.1	5/30.154 10/5:17.7	4/28.204 10/5:07.3			
5.	1/26.766 12/5:24.6		6/34.138 9/5:19.7	3/29.154 11/5:19.1	2/28.624 11/5:15.0	5/29.050 10/5:12.3	4/28.338 10/5:02.5			
6.	1/27.263 12/5:25.0		6/38.610 9/5:24.3	3/27.857 11/5:17.0	2/28.032 11/5:13.9	5/29.536 10/5:09.4	4/32.089 10/5:05.5			
7.	1/27.363 12/5:25.5		6/32.802 9/5:20.2	3/28.840 11/5:17.0	2/28.473 11/5:13.8	5/31.214 10/5:09.8	4/29.736 10/5:04.4			
8.	1/26.766 12/5:24.9		6/32.926 9/5:17.2	3/29.521 11/5:17.9	2/29.320 11/5:14.9	5/30.362 10/5:09.0	4/27.984 10/5:01.3			
9.	1/27.395 12/5:25.4		6/36.597 9/5:18.5	3/27.853 11/5:16.7	2/28.614 11/5:14.9	5/29.924 10/5:07.9	4/28.272 11/5:29.1			
10.	1/31.246 11/5:02.8			3/28.076 11/5:15.9	2/28.323 11/5:14.5	5/31.433 10/5:08.6	4/28.224 11/5:27.3			
11.	1/27.384 11/5:02.6			3/29.335 11/5:16.5	2/28.906 11/5:14.8		4/27.634 11/5:25.1			

Top Qualifiers	Qual#	Laps	Race Time (Difference)		Round	Race	Pos in Race	Fast Lap
Paz, Daniel	1	11	5:02.685		1	7	1	26.603
Kirkpatrick, Matt	2	11	5:14.888	12.20	1	7	2	28.032
Butera, Gavin "The Hammer"	3	11	5:16.536	1.648	1	7	3	27.853
Kretzschmar, Loren	4	11	5:25.199	8.663	1	7	4	27.634
Brown, Mike	5	10	5:08.619		1	7	5	29.050
Hancock, John	6	9	5:18.584		1	7	6	32.802
Holness, Paul	7	0			1	7	7	



South Florida Off Road Championship Series II - Race 5

Ser#42318

Timing and Scoring by www.RCScorePro.com

Sponsor	Driver Name	Car	Pos	Laps	Race Time	Behind	Fast Lap	Average Top 5	Top 10	Top 15	Q#
	Romani, Ron	6	1	11	5:15.693		27.419	27.770	28.278		3
	Intravia, Chris	4	2	11	5:21.186	5.493	26.622	26.993	28.783		5
	Hutton, Jonathan	1	3	11	5:23.766	8.073	27.676	28.449	29.177		6
	Honcho, Mke	3	4	10	5:03.359		28.800	29.298	30.336		8
	Perez, Luis	5	5	0							11
	Santana, Mke	2	6	0							12

Car#	1	2	3	4	5	6	7	8	9	10
	Hutton	Santana	Honcho	Intravia	Perez	Romani				
1.	3/30.340 10/5:03.3		2/30.272 10/5:02.6	1/26.876 12/5:22.5		4/32.916 10/5:29.2				
2.	2/28.768 11/5:25.1		3/29.987 10/5:01.3	1/26.777 12/5:21.8		4/28.470 10/5:06.9				
3.	2/29.161 11/5:23.6		4/30.547 10/5:02.6	1/27.828 12/5:25.9		3/28.667 10/5:00.1				
4.	2/28.198 11/5:20.2		4/29.221 10/5:00.0	1/32.270 11/5:12.8		3/29.014 11/5:27.4				
5.	1/28.674 11/5:19.3		4/33.171 10/5:06.3	2/33.356 11/5:23.6		3/28.986 11/5:25.7				
6.	1/29.387 11/5:19.9		4/32.452 10/5:09.4	2/27.809 11/5:20.6		3/27.633 11/5:22.0				
7.	2/27.676 11/5:17.7		4/29.218 10/5:06.9	1/26.880 11/5:17.1		3/27.835 11/5:19.8				
8.	2/31.993 11/5:22.0		4/30.429 10/5:06.6	3/32.434 11/5:22.0		1/27.419 11/5:17.5				
9.	3/29.280 11/5:22.0		4/28.800 10/5:04.5	2/27.890 11/5:20.3		1/28.334 11/5:16.8				
10.	3/31.359 11/5:24.3		4/29.262 10/5:03.3	2/26.622 11/5:17.6		1/28.790 11/5:16.8				
11.	3/28.930 11/5:23.7			2/32.444 11/5:21.1		1/27.629 11/5:15.6				

Top Qualifiers	Qual#	Laps	Race Time (Difference)	Round	Race	Pos in Race	Fast Lap
Paz, Daniel	1	11	5:02.685	1	7	1	26.603
Kirkpatrick, Matt	2	11	5:14.888 12.20	1	7	2	28.032
Romani, Ron	3	11	5:15.693 0.805	1	8	1	27.419
Butera, Gavin "The Hammer"	4	11	5:16.536 0.843	1	7	3	27.853
Intravia, Chris	5	11	5:21.186 4.650	1	8	2	26.622
Hutton, Jonathan	6	11	5:23.766 2.580	1	8	3	27.676
Kretschmar, Loren	7	11	5:25.199 1.433	1	7	4	27.634
Honcho, Mike	8	10	5:03.359	1	8	4	28.800
Brown, Mike	9	10	5:08.619 5.260	1	7	5	29.050
Hancock, John	10	9	5:18.584	1	7	6	32.802

South Florida Off Road Championship Series II - Race 5

Ser#42318

Timing and Scoring by www.RCScoringPro.com

Sponsor	Driver Name	Car	Pos	Laps	Race Time	Behind	Fast Lap	Average Top 5	Top 10	Top 15	Q#
	Bertelsen, John	4	1	11	5:04.084		26.717	26.818	27.408		1
	Santana, Mke	6	2	11	5:05.741	1.657	26.612	26.990	27.631		2
	Perez, Luis	3	3	11	5:12.425	8.341	26.421	27.057	27.879		3
	Goodwin, Bob	1	4	11	5:17.249	13.165	27.432	28.070	28.583		4
	Barbera, Joe	5	5	10	5:11.424		29.521	29.957	31.142		5
	Collins, Bart	2	6	7	3:20.507		26.329	27.088			6
	Holness, Paul	7	7	0							7

Car#	1	2	3	4	5	6	7	8	9	10
	Goodwin	Collins	Perez	Bertelsen	Barbera	Santana	Holness			
1.	5/29.463 11/5:24.0	2/26.665 12/5:19.9	1/26.421 12/5:17.0	3/26.717 12/5:20.6	6/32.241 10/5:22.4	4/28.143 11/5:09.5				
2.	5/28.904 11/5:21.0	2/27.254 12/5:23.5	3/27.525 12/5:23.7	1/26.731 12/5:20.7	6/33.477 10/5:28.6	4/28.925 11/5:13.8				
3.	5/31.416 11/5:29.1	4/32.656 11/5:17.4	2/27.380 12/5:25.3	1/27.667 12/5:24.4	6/31.515 10/5:24.1	3/26.612 11/5:06.8				
4.	4/27.490 11/5:22.4	5/32.413 11/5:27.2	2/29.343 11/5:04.3	1/28.397 11/5:01.1	6/29.666 10/5:17.2	3/29.430 11/5:11.0				
5.	4/28.927 11/5:21.6	5/27.377 11/5:21.9	3/29.626 11/5:08.6	1/26.914 11/5:00.1	6/31.871 10/5:17.5	2/27.025 11/5:08.2				
6.	5/28.396 11/5:20.0	4/27.813 11/5:19.3	2/27.074 11/5:06.8	1/30.005 11/5:05.1	6/30.075 10/5:14.7	3/28.689 11/5:09.5				
7.	5/28.923 11/5:19.8	4/26.329 11/5:15.0	1/27.811 11/5:06.7	3/29.782 11/5:08.3	6/30.295 10/5:13.0	2/26.918 11/5:07.5				
8.	4/28.446 11/5:18.9		1/26.926 11/5:05.4	3/26.862 11/5:06.7	5/32.534 10/5:14.5	2/27.194 11/5:06.5				
9.	4/27.432 11/5:17.0		1/27.484 11/5:05.0	2/26.864 11/5:05.4	5/30.229 10/5:13.2	3/27.203 11/5:05.7				
10.	4/29.265 11/5:17.5		3/33.632 11/5:11.5	1/27.113 11/5:04.7	5/29.521 10/5:11.4	2/27.592 11/5:05.5				
11.	4/28.587 11/5:17.2		3/29.203 11/5:12.4	1/27.032 11/5:04.0		2/28.010 11/5:05.7				

Top Qualifiers	Qual#	Laps	Race Time (Difference)	Round	Race	Pos in Race	Fast Lap
Bertelsen, John	1	11	5:04.084	1	9	1	26.717
Santana, Mike	2	11	5:05.741 1.657	1	9	2	26.612
Perez, Luis	3	11	5:12.425 6.684	1	9	3	26.421
Goodwin, Bob	4	11	5:17.249 4.824	1	9	4	27.432
Barbera, Joe	5	10	5:11.424	1	9	5	29.521
Collins, Bart	6	7	3:20.507	1	9	6	26.329
Holness, Paul	7	0		1	9	7	

Top Qualifier is Intravia, Chris 11/5: 24.288 (Rnd 1)



South Florida Off Road Championship Series II - Race 5

Ser#42318

Timing and Scoring by www.RCScorePro.com

Sponsor	Driver Name	Car	Pos	Laps	Race Time	Behind	Fast Lap	Average Top 5	Top 10	Top 15	Q#
	Record, Corey	4	1	11	5:29.761		29.186	29.304	29.638		2
	Allen, Tom	6	2	10	5:12.165		30.103	30.635	31.217		3
	Romani, Ron	8	3	10	5:16.930	4.765	31.032	31.309	31.693		5
	Alfaro, Joshua	9	4	9	5:08.804		31.833	32.271			8
	Hutton, Jonathan	2	5	9	5:11.466	2.662	32.521	33.445			4
	Cooper, Jared	5	6	9	5:11.828	3.024	31.848	32.852			6
	Kirkpatrick, Matt	1	7	9	5:12.675	3.871	31.728	32.812			7
	Powery, Allen	7	8	7	5:06.076		39.732	41.252			9
	Intravia, Chris	3	9	0							

Car#	1	2	3	4	5	6	7	8	9	10
	Kirkpatrick	Hutton	Intravia	Record	Cooper	Allen	Powery	Romani	Alfaro	
1.	4/33.403 9/5:00.5	5/33.862 9/5:04.7		1/29.186 11/5:21.0	6/34.275 9/5:08.4	2/30.103 10/5:01.0	8/44.991 7/5:14.9	3/31.334 10/5:13.2	7/35.239 9/5:17.1	
2.	7/37.861 9/5:20.6	5/33.871 9/5:04.7		1/29.511 11/5:22.8	6/33.908 9/5:06.8	2/30.764 10/5:04.3	8/41.654 7/5:03.2	3/31.165 10/5:12.5	4/32.232 9/5:03.6	
3.	7/34.558 9/5:17.4	4/32.521 9/5:00.7		1/29.742 11/5:24.2	5/32.602 9/5:02.3	2/30.993 10/5:06.1	8/51.272 7/5:21.8	3/32.059 10/5:15.1	6/33.889 9/5:04.0	
4.	7/39.319 9/5:26.5	5/39.065 9/5:13.4		1/29.410 11/5:24.0	6/41.793 9/5:20.8	2/30.844 10/5:06.7	8/39.732 7/5:10.8	3/32.106 10/5:16.6	4/32.965 9/5:02.2	
5.	7/32.428 9/5:19.6	4/34.956 9/5:13.7		1/29.415 11/5:23.9	6/34.396 9/5:18.5	2/31.312 10/5:08.0	8/48.542 7/5:16.6	3/31.639 10/5:16.6	5/42.207 9/5:17.7	
6.	5/33.203 9/5:16.1	4/34.445 9/5:13.0		1/33.384 10/5:01.0	7/37.103 9/5:21.1	2/33.531 10/5:12.5	8/40.142 7/5:10.7	3/32.642 10/5:18.2	6/36.114 9/5:18.9	
7.	5/33.298 9/5:13.8	4/34.519 9/5:12.7		1/30.709 10/5:01.9	7/31.848 9/5:16.1	2/31.106 10/5:12.3	8/39.743 7/5:06.0	3/31.565 10/5:17.8	6/31.913 9/5:14.4	
8.	4/31.728 9/5:10.2	6/35.701 9/5:13.8		1/29.186 10/5:00.6	7/33.194 9/5:14.0	2/31.105 10/5:12.1		3/31.449 10/5:17.4	5/32.412 9/5:11.5	
9.	7/36.877 9/5:12.6	5/32.526 9/5:11.4		1/29.880 10/5:00.4	6/32.709 9/5:11.8	2/31.935 10/5:12.9		3/31.939 10/5:17.6	4/31.833 9/5:08.8	
10.				1/29.321 11/5:29.7		2/30.472 10/5:12.1		3/31.032 10/5:16.9		
11.				1/30.017 11/5:29.7						

Top Qualifiers	Qual#	Laps	Race Time (Difference)		Round	Race	Pos in Race	Fast Lap
Intravia, Chris	1	11	5:24.288		1	1	1	29.061
Record, Corey	2	11	5:29.761	5.473	2	1	1	29.186
Allen, Tom	3	10	5:12.165		2	1	2	30.103
Hutton, Jonathan	4	10	5:14.713	2.548	1	1	3	30.429
Romani, Ron	5	10	5:16.930	2.217	2	1	3	31.032
Cooper, Jared	6	10	5:29.240	12.31	1	1	6	31.228
Kirkpatrick, Matt	7	10	5:29.910	0.670	1	1	7	31.087
Alfaro, Joshua	8	9	5:08.804		2	1	4	31.833
Powery, Allen	9	7	5:06.076		2	1	8	39.732

Top Qualifier is Record, Corey 11/5: 26.306 (Rnd 1)



South Florida Off Road Championship Series II - Race 5

Ser#42318

Timing and Scoring by www.RCScoringPro.com

Sponsor	Driver Name	Car	Pos	Laps	Race Time	Behind	Fast Lap	Average Top 5	Top 10	Top 15	Q#
	Record, Corey	1	1	10	5:13.981		29.417	30.412	31.398		1
	Bertelsen, John	3	2	10	5:25.686	11.705	29.299	30.276	32.569		3
	Lazar, Janos "Lazi"	2	3	9	5:04.962		29.263	31.378			2

Car#	1	2	3	4	5	6	7	8	9	10
	Record	Lazar	Bertelsen							
1.	2/30.877 10/5:08.8	3/39.410 8/5:15.2	1/30.863 10/5:08.6							
2.	2/30.764 10/5:08.1	3/33.361 9/5:27.4	1/29.962 10/5:04.1							
3.	2/34.557 10/5:20.6	3/35.020 9/5:23.3	1/30.919 10/5:05.7							
4.	2/32.596 10/5:21.9	3/31.166 9/5:12.6	1/33.860 10/5:14.0							
5.	2/30.446 10/5:18.4	3/37.680 9/5:17.9	1/30.335 10/5:11.8							
6.	2/32.064 10/5:18.8	3/35.963 9/5:18.8	1/33.100 10/5:15.0							
7.	2/29.417 10/5:15.3	3/33.270 9/5:16.1	1/29.299 10/5:11.9							
8.	1/31.725 10/5:15.5	3/29.263 9/5:09.5	2/35.547 10/5:17.3							
9.	1/30.556 10/5:14.4	3/29.829 9/5:04.9	2/31.636 10/5:17.2							
10.	1/30.979 10/5:13.9		2/40.165 10/5:25.6							

Top Qualifiers	Qual#	Laps	Race Time (Difference)	Round	Race	Pos in Race	Fast Lap
Record, Corey	1	11	5:26.306	1	2	1	28.738
Lazar, Janos "Lazi"	2	10	4:45.102	1	2	2	29.812
Bertelsen, John	3	10	5:25.686 40.58	2	2	2	29.299

Mod Truck

Round 2

Top Qualifier is Cooper, Jared 10/5:21.971 (Rnd 1)

3

South Florida Off Road Championship Series II - Race 5

Ser#42318

Timing and Scoring by www.RCScorePro.com

Sponsor	Driver Name	Car	Pos	Laps	Race Time	Behind	Fast Lap	Average Top 5	Top 10	Top 15	Q#
	Lopez, Jader	3	1	10	5:04.864		28.689	29.306	30.486		1
	Record, Corey	8	2	10	5:05.676	0.812	29.378	29.734	30.568		2
	Collins, Bart	7	3	10	5:08.700	3.836	28.923	29.579	30.870		3
	Butera, Gavin "The Hammer"	2	4	10	5:36.813	31.949	31.103	31.666	33.681		5
	Cooper, Jared	1	5	9	5:02.379		31.374	31.915			4
	Honcho, Mke	5	6	9	5:10.309	7.930	32.914	33.144			6
	Alfaro, Joshua	6	7	8	4:20.630		31.258	31.758			7
	Kretzschmar, Loren	4	8	0							

Car#	1	2	3	4	5	6	7	8	9	10
	Cooper	Butera	Lopez	Kretzschmar	Honcho	Alfaro	Collins	Record		
1.	6/35.887 9/5:23.0	4/33.898 9/5:05.0	5/34.103 9/5:06.9		7/43.581 7/5:05.0	3/32.876 10/5:28.8	2/31.430 10/5:14.3	1/30.700 10/5:07.0		
2.	6/32.858 9/5:09.3	5/31.103 10/5:25.0	2/30.274 10/5:21.8		7/33.386 8/5:07.8	4/31.946 10/5:24.0	3/33.236 10/5:23.3	1/29.978 10/5:03.3		
3.	6/31.942 9/5:02.0	4/31.523 10/5:21.7	2/28.689 10/5:10.2		7/33.381 9/5:31.0	5/35.186 9/5:00.0	3/30.870 10/5:18.4	1/30.712 10/5:04.6		
4.	6/31.374 10/5:30.1	4/31.396 10/5:19.8	2/29.151 10/5:05.5		7/33.199 9/5:22.9	5/31.508 10/5:28.8	3/31.187 10/5:16.8	1/29.378 10/5:01.9		
5.	6/32.511 10/5:29.1	4/32.417 10/5:20.6	2/29.736 10/5:03.8		7/34.242 9/5:20.0	5/31.896 10/5:26.8	3/28.923 10/5:11.3	1/29.465 10/5:00.4		
6.	6/31.436 10/5:26.6	4/32.337 10/5:21.1	3/33.021 10/5:08.2		7/33.347 9/5:16.7	5/31.258 10/5:24.4	2/29.164 10/5:08.0	1/29.957 10/5:00.3		
7.	6/39.499 9/5:02.7	5/34.955 10/5:25.1	2/30.675 10/5:08.0		7/33.222 9/5:14.1	4/32.183 10/5:24.0	3/31.919 10/5:09.6	1/29.894 10/5:00.1		
8.	6/32.311 9/5:01.2	5/35.582 10/5:29.0	2/30.262 10/5:07.3		7/32.914 9/5:11.9	4/33.777 10/5:25.7	3/33.034 10/5:12.1	1/32.094 10/5:02.7		
9.	5/34.561 9/5:02.3	4/31.973 10/5:27.9	2/29.737 10/5:06.2		6/33.037 9/5:10.3		3/29.615 10/5:10.4	1/30.069 10/5:02.5		
10.		4/41.629 9/5:03.1	1/29.216 10/5:04.8				3/29.322 10/5:08.6	2/33.429 10/5:05.6		

Top Qualifiers	Qual#	Laps	Race Time (Difference)	Round	Race	Pos in Race	Fast Lap
Lopez, Jader	1	10	5:04.864	2	3	1	28.689
Record, Corey	2	10	5:05.676 0.812	2	3	2	29.378
Collins, Bart	3	10	5:08.700 3.024	2	3	3	28.923
Cooper, Jared	4	10	5:21.971 13.27	1	3	1	30.858
Butera, Gavin "The Hammer"	5	10	5:36.813 14.84	2	3	4	31.103
Honcho, Mike	6	9	5:10.309	2	3	6	32.914
Alfaro, Joshua	7	9	5:12.862 2.553	1	3	3	33.014
Kretzschmar, Loren	8	0		1	3	7	

13.5 4WD Buggy

Round 2

Top Qualifier is Allen, Tom 11/5: 24.540 (Rnd 1)



South Florida Off Road Championship Series II - Race 5

Ser#42318

Timing and Scoring by www.RCScoringPro.com

Sponsor	Driver Name	Car	Pos	Laps	Race Time	Behind	Fast Lap	Average Top 5	Top 10	Top 15	Q#
	Allen, Tom	4	1	11	5:13.077		27.186	27.743	28.220		1
	Kirkpatrick, Matt	1	2	11	5:26.080	13.003	27.701	28.161	29.190		2
	Cooper, Jared	2	3	7	3:57.039		28.801	31.169			3
	Powery, Allen	3	4	4	3:10.331		44.213				4

Car#	1	2	3	4	5	6	7	8	9	10
	Kirkpatrick	Cooper	Powery	Allen						
1.	2/30.104 10/5:01.0	3/46.007 7/5:22.0	4/49.469 7/5:46.2	1/29.037 11/5:19.4						
2.	2/30.949 10/5:05.2	3/29.558 8/5:02.2	4/44.213 7/5:27.8	1/29.344 11/5:21.0						
3.	2/32.844 10/5:13.0	3/35.187 9/5:32.2	4/49.185 7/5:33.3	1/28.245 11/5:17.6						
4.	2/28.322 10/5:05.5	3/28.801 9/5:13.9	4/47.464 7/5:33.0	1/28.200 11/5:15.7						
5.	2/34.180 10/5:12.8	3/33.130 9/5:10.8		1/28.248 11/5:14.7						
6.	2/28.489 10/5:08.1	3/29.390 9/5:03.1		1/28.154 11/5:13.9						
7.	2/28.403 10/5:04.6	3/34.966 9/5:04.7		1/27.226 11/5:11.8						
8.	2/27.701 10/5:01.2			1/30.877 11/5:15.3						
9.	2/27.889 11/5:28.6			1/27.186 11/5:13.5						
10.	2/28.663 11/5:27.2			1/27.948 11/5:12.9						
11.	2/28.536 11/5:26.0			1/28.612 11/5:13.0						

Top Qualifiers	Qual#	Laps	Race Time (Difference)	Round	Race	Pos in Race	Fast Lap
Allen, Tom	1	11	5:13.077	2	4	1	27.186
Kirkpatrick, Matt	2	11	5:26.080 13.00	2	4	2	27.701
Cooper, Jared	3	10	5:02.172	1	4	3	28.435
Powery, Allen	4	7	5:05.436	1	4	4	38.005

Top Qualifier is Lopez, Jader 12/5: 18.630 (Rnd 1)



South Florida Off Road Championship Series II - Race 5

Ser#42318

Timing and Scoring by www.RCScoringPro.com

Sponsor	Driver Name	Car	Pos	Laps	Race Time	Behind	Fast Lap	Average Top 5	Top 10	Top 15	Q#
	Paz, Daniel	2	1	12	5:23.774		26.255	26.496	26.825		2
	Lopez, Jader	1	2	12	5:24.702	0.928	25.757	25.874	26.460		1
	Intravia, Chris	9	3	11	5:07.698		27.208	27.430	27.878		3
	Record, Corey	5	4	11	5:16.585	8.887	26.739	27.246	28.480		4
	Butera, Gavin "The Hammer"	8	5	11	5:22.689	14.991	27.453	27.759	29.080		5
	Hutton, Jonathan	7	6	10	5:15.157		28.381	28.869	31.516		7
	Lazar, Janos "Lazi"	4	7	6	3:19.760		28.004	31.281			6
	Kretzschmar, Loren	3	8	0							
	Romani, Ron	6	9	0							

Car#	1	2	3	4	5	6	7	8	9	10
	Lopez	Paz	Kretzschmar	Lazar	Record	Romani	Hutton	Butera	Intravia	
1.	4/29.533 11/5:24.8	1/27.367 11/5:01.0		5/30.796 10/5:08.0	6/31.486 10/5:14.8		3/28.989 11/5:18.8	7/31.811 10/5:18.0	2/28.778 11/5:16.5	
2.	2/25.992 11/5:05.4	1/27.022 12/5:26.3		4/28.045 11/5:23.6	7/31.303 10/5:13.9		5/32.537 10/5:07.6	6/30.897 10/5:13.5	3/28.275 11/5:13.7	
3.	2/27.503 11/5:04.4	1/27.954 11/5:01.9		4/28.441 11/5:20.0	6/27.690 11/5:01.6		7/29.085 10/5:02.0	5/27.627 10/5:01.1	3/27.981 11/5:11.7	
4.	1/25.818 12/5:26.5	2/26.926 11/5:00.4		7/41.121 10/5:21.0	5/29.051 11/5:28.7		4/28.381 11/5:27.2	6/30.154 10/5:01.2	3/27.208 11/5:08.6	
5.	1/27.340 12/5:26.8	2/26.936 12/5:26.8		7/28.004 10/5:12.8	4/27.148 11/5:22.6		6/32.419 10/5:02.8	5/30.665 10/5:02.3	3/28.922 11/5:10.5	
6.	2/28.196 11/5:01.3	1/26.476 12/5:25.3		7/43.353 10/5:32.9	4/26.739 11/5:17.9		6/45.310 10/5:27.8	5/27.616 11/5:27.7	3/28.264 11/5:10.6	
7.	2/26.081 12/5:26.5	1/27.565 12/5:26.1			4/28.706 11/5:17.6		6/30.127 10/5:24.0	5/28.477 11/5:25.6	3/28.138 11/5:10.4	
8.	1/26.007 12/5:24.7	2/26.700 12/5:25.4			4/31.788 11/5:21.6		6/29.291 10/5:20.1	5/27.453 11/5:22.7	3/27.257 11/5:09.1	
9.	1/25.757 12/5:22.9	2/26.431 12/5:24.5			4/26.785 11/5:18.6		6/28.597 10/5:16.3	5/28.081 11/5:21.1	3/27.400 11/5:08.2	
10.	2/30.573 11/5:00.0	1/26.255 12/5:23.5			4/27.870 11/5:17.4		6/30.421 10/5:15.1	5/31.892 11/5:24.1	3/28.173 11/5:08.4	
11.	2/25.795 12/5:25.7	1/26.618 12/5:23.1			4/28.019 11/5:16.5			5/28.016 11/5:22.6	3/27.302 11/5:07.6	
12.	2/26.107 12/5:24.6	1/27.524 12/5:23.7								

Top Qualifiers	Qual#	Laps	Race Time (Difference)	Round	Race	Pos in Race	Fast Lap
Lopez, Jader	1	12	5:18.630	1	5	1	25.408
Paz, Daniel	2	12	5:23.774 5.144	2	5	1	26.255
Intravia, Chris	3	11	5:07.698	2	5	3	27.208
Record, Corey	4	11	5:16.585 8.887	2	5	4	26.739
Butera, Gavin "The Hammer"	5	11	5:22.689 6.104	2	5	5	27.453
Lazar, Janos "Lazi"	6	11	5:23.914 1.225	1	5	5	27.250
Hutton, Jonathan	7	11	5:27.523 3.609	1	5	7	28.756
Romani, Ron	8	10	5:10.118	1	5	8	28.198
Kretzschmar, Loren	9	7	4:15.190	1	5	9	27.985

Top Qualifier is Paz, Daniel 11/5: 13.506 (Rnd 1)



South Florida Off Road Championship Series II - Race 5

Ser#42318

Timing and Scoring by www.RCScoringPro.com

Sponsor	Driver Name	Car	Pos	Laps	Race Time	Behind	Fast Lap	Average Top 5	Top 10	Top 15	Q#
	Paz, Daniel	9	1	11	5:23.134		26.903	27.944	28.813		1
	Oliveras, Julien	5	2	11	5:24.289	1.155	27.568	28.101	29.251		2
	Delfino, Scott	7	3	10	5:00.723		28.225	28.411	30.072		4
	Kretzschmar, Loren	3	4	10	5:06.190	5.467	28.688	29.200	30.619		5
	Alfaro, Joshua	4	5	10	5:07.556	6.833	28.331	28.845	30.756		3
	Record, Jeff	8	6	10	5:09.175	8.452	29.510	30.005	30.918		7
	Barbera, Joe	1	7	10	5:14.512	13.789	29.566	30.055	31.451		6
	Jones, Jeff	2	8	10	5:32.664	31.941	29.603	31.578	33.266		8
	Strickler, Mke	10	9	9	5:36.622		34.787	35.783			9
	Kaufman, Tim	6	10	8	5:03.073		33.416	35.308			10
	Serio, Phil	11	11	0							

Car#	1	2	3	4	5	6	7	8	9	10
	Barbera	Jones	Kretzschmar	Alfaro	Oliveras	Kaufman	Delfino	Record	Paz	Strickler
1.	2/30.340 10/5:03.3	8/35.288 9/5:17.6	5/31.172 10/5:11.7	6/31.931 10/5:19.3	4/30.966 10/5:09.6	10/41.644 8/5:33.1	7/32.722 10/5:27.1	3/30.863 10/5:08.6	1/26.903 12/5:22.7	9/37.370 9/5:36.3
2.	7/34.553 10/5:24.4	8/31.546 9/5:00.7	2/28.833 11/5:30.0	4/29.354 10/5:06.3	3/30.266 10/5:06.1	10/38.037 8/5:18.7	5/29.162 10/5:09.4	6/33.692 10/5:22.8	1/28.368 11/5:03.9	9/40.750 8/5:12.4
3.	7/30.370 10/5:17.5	8/33.062 10/5:33.0	5/31.643 10/5:05.5	3/28.927 10/5:00.6	4/29.233 10/5:01.5	10/34.096 8/5:03.4	2/28.311 10/5:00.6	6/30.066 10/5:15.4	1/28.386 11/5:06.7	9/34.787 8/5:01.0
4.	7/34.771 10/5:25.0	8/33.799 9/5:00.8	2/28.688 10/5:00.8	5/34.159 10/5:10.9	3/31.760 10/5:05.5	9/36.985 8/5:01.5	4/34.005 10/5:10.5	6/30.638 10/5:13.1	1/27.730 11/5:06.3	10/40.116 8/5:06.0
5.	7/30.788 10/5:21.6	8/31.494 10/5:30.3	2/30.483 10/5:01.6	4/29.743 10/5:08.2	3/31.776 10/5:08.0	9/34.008 9/5:32.5	5/31.420 10/5:11.2	6/32.697 10/5:15.9	1/28.331 11/5:07.3	10/35.000 8/5:00.8
6.	7/33.548 10/5:23.9	8/29.603 10/5:24.6	5/36.470 10/5:12.1	3/29.727 10/5:06.3	2/28.742 10/5:04.5	9/33.416 9/5:27.2	4/28.422 10/5:06.7	6/30.808 10/5:14.5	1/29.909 11/5:10.9	10/36.698 9/5:37.0
7.	7/29.566 10/5:19.9	8/32.183 10/5:24.2	5/29.243 10/5:09.3	3/28.331 10/5:03.0	2/27.568 10/5:00.4	10/46.628 8/5:02.6	4/31.359 10/5:07.7	6/31.088 10/5:14.0	1/29.830 11/5:13.4	9/36.379 9/5:35.7
8.	7/30.192 10/5:17.6	8/33.795 10/5:25.9	5/29.274 10/5:07.2	3/29.080 10/5:01.5	2/27.928 11/5:27.5	10/38.259 8/5:03.0	4/28.793 10/5:05.2	6/29.826 10/5:12.1	1/29.515 11/5:14.8	9/36.050 9/5:34.2
9.	7/29.809 10/5:15.4	8/35.156 10/5:28.8	5/29.964 10/5:06.4	3/28.532 11/5:29.7	2/28.141 11/5:25.5		4/28.304 10/5:02.7	6/29.510 10/5:10.2	1/29.628 11/5:16.0	9/39.472 9/5:36.6
10.	7/30.575 10/5:14.5	8/36.738 10/5:32.6	4/30.420 10/5:06.1	5/37.772 10/5:07.5	2/29.785 11/5:25.7		3/28.225 10/5:00.7	6/29.987 10/5:09.1	1/29.527 11/5:16.9	
11.					2/28.124 11/5:24.2				1/35.007 11/5:23.1	

Top Qualifiers	Qual#	Laps	Race Time (Difference)	Round	Race	Pos in Race	Fast Lap
Paz, Daniel	1	11	5:13.506	1	6	1	27.414
Oliveras, Julien	2	11	5:24.289 10.78	2	6	2	27.568
Alfaro, Joshua	3	11	5:29.342 5.053	1	6	3	28.806
Delfino, Scott	4	10	5:00.723	2	6	3	28.225
Kretzschmar, Loren	5	10	5:06.190 5.467	2	6	4	28.688
Barbera, Joe	6	10	5:08.814 2.624	1	6	5	29.129
Record, Jeff	7	10	5:09.175 0.361	2	6	6	29.510
Jones, Jeff	8	10	5:32.664 23.48	2	6	8	29.603
Strickler, Mike	9	9	5:24.458	1	6	8	33.575
Kaufman, Tim	10	8	5:03.073	2	6	10	33.416

Top Qualifier is Paz, Daniel 11/5:02.685 (Rnd 1)



South Florida Off Road Championship Series II - Race 5

Ser#42318

Timing and Scoring by www.RCScoringPro.com

Sponsor	Driver Name	Car	Pos	Laps	Race Time	Behind	Fast Lap	Average Top 5	Top 10	Top 15	Q#
	Kirkpatrick, Matt	5	1	11	5:13.735		27.902	28.158	28.458		2
	Butera, Gavin "The Hammer"	4	2	11	5:15.185	1.450	27.406	27.842	28.262		3
	Paz, Daniel	1	3	11	5:15.211	1.476	26.684	27.214	28.438		1
	Brown, Mke	6	4	10	5:05.631		29.117	29.613	30.563		9
	Holness, Paul	2	5	10	5:18.813	13.182	29.503	30.116	31.881		10
	Hancock, John	3	6	9	5:09.970		30.184	31.175			11
	Perez, Luis	8	7	5	2:18.074		26.502	27.615			12
	Kretzschmar, Loren	7	8	0							

Car#	1	2	3	4	5	6	7	8	9	10
	Paz	Holness	Hancock	Butera	Kirkpatrick	Brown	Kretzschmar	Perez		
1.	1/27.018 12/5:24.2	6/29.503 11/5:24.5	7/30.184 10/5:01.8	4/28.832 11/5:17.1	3/28.671 11/5:15.3	5/29.463 11/5:24.0		2/27.454 11/5:01.9		
2.	1/26.684 12/5:22.2	7/35.228 10/5:23.6	6/31.741 10/5:09.6	4/27.898 11/5:12.0	3/27.908 11/5:11.1	5/30.798 10/5:01.3		2/27.561 11/5:02.6		
3.	3/30.827 11/5:09.9	7/31.195 10/5:19.7	5/31.788 10/5:12.3	2/27.406 11/5:08.5	4/28.649 11/5:12.5	6/33.572 10/5:12.7		1/26.502 12/5:26.0		
4.	4/30.044 11/5:15.0	7/29.544 10/5:13.6	6/31.587 10/5:13.2	2/28.056 11/5:08.5	3/28.391 11/5:12.4	5/29.946 10/5:09.4		1/26.827 12/5:25.0		
5.	4/27.915 11/5:13.4	7/35.407 10/5:21.7	6/30.575 10/5:11.7	2/28.416 11/5:09.3	3/28.789 11/5:13.3	5/31.849 10/5:11.2		1/29.730 11/5:03.7		
6.	3/29.213 11/5:14.7	6/34.155 10/5:25.0	5/34.959 10/5:18.0	1/28.553 11/5:10.1	2/29.036 11/5:14.3	4/29.807 10/5:09.0				
7.	1/27.473 11/5:12.9	6/31.553 10/5:23.6	5/34.969 10/5:22.5	3/32.562 11/5:16.9	2/28.252 11/5:13.8	4/29.733 10/5:07.3				
8.	1/27.363 11/5:11.4	5/31.889 10/5:23.0	6/33.315 10/5:23.8	3/29.282 11/5:17.6	2/28.339 11/5:13.5	4/29.117 10/5:05.3				
9.	1/27.532 11/5:10.5	5/30.201 10/5:20.7	6/50.852 9/5:09.9	3/28.331 11/5:16.9	2/27.902 11/5:12.8	4/31.003 10/5:05.8				
10.	1/30.661 11/5:13.2	5/30.138 10/5:18.8		3/28.097 11/5:16.1	2/29.151 11/5:13.5	4/30.343 10/5:05.6				
11.	3/30.481 11/5:15.2			2/27.752 11/5:15.1	1/28.647 11/5:13.7					

Top Qualifiers	Qual#	Laps	Race Time (Difference)	Round	Race	Pos in Race	Fast Lap
Paz, Daniel	1	11	5:02.685	1	7	1	26.603
Kirkpatrick, Matt	2	11	5:13.735 11.05	2	7	1	27.902
Butera, Gavin "The Hammer"	3	11	5:15.185 1.450	2	7	2	27.406
Romani, Ron	4	11	5:15.693 0.508	1	8	1	27.419
Intravia, Chris	5	11	5:21.186 5.493	1	8	2	26.622
Hutton, Jonathan	6	11	5:23.766 2.580	1	8	3	27.676
Kretzschmar, Loren	7	11	5:25.199 1.433	1	7	4	27.634
Honcho, Mike	8	10	5:03.359	1	8	4	28.800
Brown, Mike	9	10	5:05.631 2.272	2	7	4	29.117
Holness, Paul	10	10	5:18.813 13.18	2	7	5	29.503



South Florida Off Road Championship Series II - Race 5

Ser#42318

Timing and Scoring by www.RCScoringPro.com

Sponsor	Driver Name	Car	Pos	Laps	Race Time	Behind	Fast Lap	Average Top 5	Top 10	Top 15	Q#
	Intravia, Chris	4	1	12	5:20.747		26.122	26.483	26.628		1
	Kretzschmar, Loren	7	2	11	5:23.949		27.729	28.280	29.268		7
	Hutton, Jonathan	1	3	11	5:28.147	4.198	27.811	28.755	29.411		6
	Romani, Ron	6	4	10	5:03.173		27.638	28.349	30.317		5
	Honcho, Mke	3	5	10	5:11.240	8.067	28.401	29.496	31.124		8
	Perez, Luis	5	6	0							
	Santana, Mke	2	7	0							

Car#	1	2	3	4	5	6	7	8	9	10
	Hutton	Santana	Honcho	Intravia	Perez	Romani	Kretzschmar			
1.	5/34.035 9/5:06.2		3/30.015 10/5:00.1	1/26.838 12/5:22.0		4/32.177 10/5:21.8	2/28.868 11/5:17.5			
2.	5/30.142 10/5:20.9		3/28.401 11/5:21.3	1/27.177 12/5:24.1		4/28.286 10/5:02.3	2/28.540 11/5:15.7			
3.	3/29.939 10/5:13.7		5/37.488 10/5:19.6	1/26.810 12/5:23.3		4/33.690 10/5:13.8	2/30.069 11/5:20.7			
4.	3/30.438 10/5:11.3		5/33.730 10/5:24.0	1/26.701 12/5:22.5		4/32.777 10/5:17.3	2/30.266 11/5:23.7			
5.	3/28.956 10/5:07.0		5/30.082 10/5:19.4	1/26.661 12/5:22.0		4/29.672 10/5:13.1	2/30.729 11/5:26.6			
6.	3/27.811 10/5:02.1		5/31.168 10/5:18.1	1/26.691 12/5:21.7		4/33.111 10/5:16.1	2/29.313 11/5:25.9			
7.	3/28.899 10/5:00.3		5/31.050 10/5:17.0	1/26.654 12/5:21.4		4/28.487 10/5:11.7	2/27.729 11/5:22.9			
8.	3/29.852 10/5:00.0		5/30.322 10/5:15.3	1/26.599 12/5:21.1		4/27.865 10/5:07.5	2/30.898 11/5:25.0			
9.	3/28.572 11/5:28.3		5/29.764 10/5:13.3	1/26.122 12/5:20.3		4/27.638 10/5:04.1	2/31.274 11/5:27.1			
10.	3/29.965 11/5:28.4		5/29.220 10/5:11.2	1/26.824 12/5:20.4		4/29.470 10/5:03.1	2/28.099 11/5:25.3			
11.	3/29.538 11/5:28.1			1/26.381 12/5:20.1			2/28.164 11/5:23.9			
12.				1/27.289 12/5:20.7						

Top Qualifiers	Qual#	Laps	Race Time (Difference)		Round	Race	Pos in Race	Fast Lap
Intravia, Chris	1	12	5:20.747		2	8	1	26.122
Paz, Daniel	2	11	5:02.685		1	7	1	26.603
Kirkpatrick, Matt	3	11	5:13.735	11.05	2	7	1	27.902
Butera, Gavin "The Hammer"	4	11	5:15.185	1.450	2	7	2	27.406
Romani, Ron	5	11	5:15.693	0.508	1	8	1	27.419
Hutton, Jonathan	6	11	5:23.766	8.073	1	8	3	27.676
Kretzschmar, Loren	7	11	5:23.949	0.183	2	8	2	27.729
Honcho, Mike	8	10	5:03.359		1	8	4	28.800
Brown, Mike	9	10	5:05.631	2.272	2	7	4	29.117
Holness, Paul	10	10	5:18.813	13.18	2	7	5	29.503

Top Qualifier is Bertelsen, John 11/5: 04.084 (Rnd 1)



South Florida Off Road Championship Series II - Race 5

Ser#42318

Timing and Scoring by www.RCScoringPro.com

Sponsor	Driver Name	Car	Pos	Laps	Race Time	Behind	Fast Lap	Average Top 5	Top 10	Top 15	Q#
	Perez, Luis	3	1	12	5:20.778		25.872	26.176	26.486		1
	Collins, Bart	2	2	12	5:24.205	3.427	25.806	26.203	26.504		2
	Bertelsen, John	4	3	12	5:25.162	4.384	25.917	26.229	26.584		3
	Santana, Mke	6	4	11	5:05.324		26.512	26.971	27.337		4
	Barbera, Joe	5	5	10	5:18.244		29.096	29.981	31.824		6
	Goodwin, Bob	1	6	10	5:18.961	0.717	15.836	23.501	27.736		5
	Holness, Paul	7	7	10	5:21.361	3.117	15.842	24.558	28.373		7

Car#	1	2	3	4	5	6	7	8	9	10
	Goodwin	Collins	Perez	Bertelsen	Barbera	Santana	Holness			
1.	7/41.603 8/5:32.8	1/26.587 12/5:19.0	3/27.245 12/5:27.0	2/27.070 12/5:24.8	5/30.714 10/5:07.1	4/27.273 12/5:27.2	6/33.654 9/5:02.8			
2.	7/31.657 9/5:29.6	1/26.012 12/5:15.6	5/27.203 12/5:26.7	3/26.929 12/5:24.0	6/35.578 10/5:31.4	4/27.078 12/5:26.1	2/19.477 12/5:18.7			
3.	7/33.216 9/5:19.4	2/26.899 12/5:18.0	4/26.270 12/5:22.8	3/26.361 12/5:21.4	6/35.497 9/5:05.3	5/26.512 12/5:23.4	1/15.842 14/5:21.8			
4.	8/33.816 9/5:15.6	2/26.293 12/5:17.3	3/26.248 12/5:20.9	4/26.769 12/5:21.3	7/31.518 10/5:33.2	5/26.941 12/5:23.3	6/30.890 13/5:24.5			
5.	7/31.468 9/5:09.1	1/27.050 12/5:18.8	2/26.337 12/5:19.9	4/29.821 11/5:01.2	6/34.591 9/5:02.2	3/27.568 12/5:24.8	5/29.554 12/5:10.6			
6.	7/28.131 10/5:33.1	1/26.404 12/5:18.5	2/27.011 12/5:20.6	4/29.498 11/5:05.1	6/29.333 10/5:28.7	3/27.236 12/5:25.2	5/33.533 12/5:25.8			
7.	7/29.697 10/5:27.9	1/26.877 12/5:19.0	2/26.599 12/5:20.4	4/26.295 11/5:02.8	6/31.156 10/5:26.2	3/28.680 11/5:00.5	5/31.133 11/5:04.9			
8.	5/17.549 10/5:08.9	1/26.616 12/5:19.1	2/26.322 12/5:19.8	3/25.917 11/5:00.6	7/30.537 10/5:23.6	4/27.438 11/5:00.7	6/29.608 11/5:07.5			
9.	8/27.962 10/5:05.6	1/25.806 12/5:18.0	2/25.872 12/5:18.8	3/26.979 11/5:00.2	7/30.224 10/5:21.2	4/27.555 11/5:01.0	6/31.730 11/5:12.1			
10.	6/28.026 10/5:03.1	2/28.704 12/5:20.7	1/26.830 12/5:19.1	3/26.376 12/5:26.4	5/29.096 10/5:18.2	4/27.087 11/5:00.7	7/37.629 11/5:22.3			
11.		2/30.457 12/5:24.7	1/26.166 12/5:18.6	3/26.198 12/5:25.3		4/31.956 11/5:05.3				
12.		2/26.500 12/5:24.1	1/28.675 12/5:20.7	3/26.949 12/5:25.1						

Top Qualifiers	Qual#	Laps	Race Time (Difference)	Round	Race	Pos in Race	Fast Lap
Perez, Luis	1	12	5:20.778	2	9	1	25.872
Collins, Bart	2	12	5:24.205 3.427	2	9	2	25.806
Bertelsen, John	3	12	5:25.162 0.957	2	9	3	25.917
Santana, Mike	4	11	5:05.324	2	9	4	26.512
Goodwin, Bob	5	11	5:17.249 11.92	1	9	4	27.432
Barbera, Joe	6	10	5:11.424	1	9	5	29.521
Holness, Paul	7	10	5:21.361 9.937	2	9	7	15.842

2wd Stock (A Main)

Round 3

Top Qualifier is Intravia, Chris 11/5: 24.288 (Rnd 1)



South Florida Off Road Championship Series II - Race 5

Ser#42318

Timing and Scoring by www.RCScorePro.com

Sponsor	Driver Name	Car	Pos	Laps	Race Time	Behind	Fast Lap	Average Top 5	Top 10	Top 15	Q#
	Record, Corey	4	1	10	5:01.719		28.781	29.464	30.172		2
	Allen, Tom	6	2	10	5:10.383	8.664	29.900	30.410	31.038		3
	Intravia, Chris	3	3	10	5:12.191	10.472	29.686	30.627	31.219		1
	Alfaro, Joshua	9	4	10	5:31.441	29.722	31.453	31.860	33.144		8
	Hutton, Jonathan	2	5	9	5:01.525		31.461	32.281			4
	Romani, Ron	8	6	9	5:09.922	8.397	31.178	31.800			5
	Kirkpatrick, Matt	1	7	6	3:31.638		31.965	33.498			7
	Cooper, Jared	5	8	0							6
	Powery, Allen	7	9	0							9

Car#	1	2	3	4	5	6	7	8	9	10
	Kirkpatrick	Hutton	Intravia	Record	Cooper	Allen	Powery	Romani	Alfaro	
1.	7/44.147 7/5:09.0	5/35.763 9/5:21.8	2/29.686 11/5:26.5	1/28.781 11/5:16.5		3/30.733 10/5:07.3		6/39.298 8/5:14.3	4/33.903 9/5:05.0	
2.	7/35.180 8/5:17.3	5/32.587 9/5:07.5	3/32.645 10/5:11.6	1/29.845 11/5:22.4		2/31.347 10/5:10.3		6/32.033 9/5:20.9	4/31.453 10/5:26.8	
3.	6/33.732 8/5:01.4	4/33.804 9/5:06.4	2/31.805 10/5:13.8	1/29.522 11/5:23.2		3/32.875 10/5:16.5		7/41.931 8/5:02.0	5/37.950 9/5:09.9	
4.	6/31.965 9/5:26.2	5/34.447 9/5:07.3	2/31.077 10/5:13.0	1/29.590 11/5:23.7		3/30.938 10/5:14.7		7/31.880 9/5:26.5	4/31.893 9/5:04.1	
5.	7/34.253 9/5:22.7	5/35.642 9/5:10.0	2/30.786 10/5:12.0	1/29.580 11/5:24.1		3/30.444 10/5:12.6		6/31.178 9/5:17.3	4/32.213 9/5:01.3	
6.	7/32.361 9/5:17.4	5/34.267 9/5:09.7	2/31.400 10/5:12.3	1/30.848 11/5:26.6		3/31.750 10/5:13.4		6/31.615 9/5:11.9	4/32.187 10/5:32.6	
7.		5/31.731 9/5:06.3	3/31.507 10/5:12.7	1/30.608 11/5:28.0		2/30.799 10/5:12.6		6/37.390 9/5:15.4	4/31.553 10/5:30.2	
8.		5/31.823 9/5:03.8	3/31.144 10/5:12.5	1/30.582 11/5:29.1		2/29.900 10/5:10.9		6/32.295 9/5:12.3	4/33.282 10/5:30.5	
9.		5/31.461 9/5:01.5	3/30.440 10/5:11.6	1/30.926 10/5:00.3		2/30.176 10/5:09.9		6/32.302 9/5:09.9	4/32.742 10/5:30.2	
10.			3/31.701 10/5:12.1	1/31.437 10/5:01.7		2/31.421 10/5:10.3			4/34.265 10/5:31.4	

Mod Truck (A Main)

Round 3

Top Qualifier is Lopez, Jader 10/5: 04.864 (Rnd 2)

3

South Florida Off Road Championship Series II - Race 5

Ser#42318

Timing and Scoring by www.RCScorePro.com

Sponsor	Driver Name	Car	Pos	Laps	Race Time	Behind	Fast Lap	Average Top 5	Top 10	Top 15	Q#
	Record, Corey	8	1	10	5:13.763		30.344	30.562	31.376		2
	Lopez, Jader	3	2	10	5:14.641	0.878	28.343	29.399	31.464		1
	Collins, Bart	7	3	10	5:19.459	5.696	29.177	30.338	31.946		3
	Alfaro, Joshua	6	4	10	5:24.888	11.125	31.102	31.432	32.489		7
	Butera, Gavin "The Hammer"	2	5	9	5:09.759		32.567	33.082			5
	Honcho, Mke	5	6	9	5:30.056	20.297	32.889	33.991			6
	Cooper, Jared	1	7	0							4
	Kretzschmar, Loren	4	8	0							8

Car# 1	2	3	4	5	6	7	8	9	10
Cooper	Butera	Lopez	Kretzschmar	Honcho	Alfaro	Collins	Record		
1.	3/32.697 10/5:27.0	4/34.182 9/5:07.6		6/44.498 7/5:11.5	5/34.352 9/5:09.1	2/31.221 10/5:12.1	1/30.344 10/5:03.3		
2.	5/39.281 9/5:23.9	2/34.226 9/5:07.8		6/34.330 8/5:15.3	4/36.118 9/5:17.1	3/38.123 9/5:12.0	1/35.043 10/5:26.9		
3.	5/34.242 9/5:18.6	2/31.108 10/5:31.7		6/36.275 8/5:06.9	4/31.904 9/5:07.1	3/30.889 9/5:00.6	1/31.721 10/5:23.6		
4.	5/32.567 9/5:12.2	2/29.631 10/5:22.8		6/33.499 9/5:34.3	4/31.175 9/5:00.4	3/30.394 10/5:26.5	1/30.675 10/5:19.4		
5.	5/35.381 9/5:13.5	3/36.613 10/5:31.5		6/32.889 9/5:26.6	4/32.685 10/5:32.4	2/32.050 10/5:25.3	1/31.205 10/5:17.9		
6.	5/34.918 9/5:13.6	3/30.057 10/5:26.3		6/33.124 9/5:21.9	4/32.670 10/5:31.5	2/31.321 10/5:23.3	1/30.792 10/5:16.3		
7.	5/34.768 9/5:13.5	3/29.246 10/5:21.5		6/37.044 9/5:23.5	4/31.102 10/5:28.5	2/29.177 10/5:18.8	1/30.565 10/5:14.7		
8.	5/32.791 9/5:11.2	2/28.343 10/5:16.7		6/42.286 9/5:30.6	4/31.623 10/5:27.0	3/30.978 10/5:17.6	1/31.359 10/5:14.6		
9.	5/33.114 9/5:09.7	3/31.517 10/5:16.5		6/36.111 9/5:30.0	4/31.412 10/5:25.6	2/30.254 10/5:16.0	1/31.623 10/5:14.8		
10.		2/29.718 10/5:14.6			4/31.847 10/5:24.8	3/35.052 10/5:19.4	1/30.436 10/5:13.7		

13.5 4WD Buggy (A Main)

Round 3

Top Qualifier is Allen, Tom 11/5: 13.077 (Rnd 2)

4

South Florida Off Road Championship Series II - Race 5

Ser#42318

Timing and Scoring by www.RCScoringPro.com

Sponsor	Driver Name	Car	Pos	Laps	Race Time	Behind	Fast Lap	Average Top 5	Top 10	Top 15	Q#
	Allen, Tom	4	1	11	5:13.750		26.812	27.816	28.110		1
	Kirkpatrick, Matt	1	2	11	5:22.185	8.435	28.311	28.624	29.085		2
	Cooper, Jared	2	3	0							3
	Powery, Allen	3	4	0							4

Car#	1	2	3	4	5	6	7	8	9	10
	Kirkpatrick	Cooper	Powery	Allen						
1.	2/29.751 11/5:27.2			1/26.812 12/5:21.7						
2.	2/28.311 11/5:19.3			1/28.106 11/5:02.0						
3.	2/31.072 11/5:26.8			1/28.273 11/5:05.0						
4.	2/28.795 11/5:24.3			1/28.075 11/5:05.9						
5.	2/28.548 11/5:22.2			1/28.770 11/5:08.0						
6.	2/28.901 11/5:21.5			1/27.997 11/5:08.0						
7.	2/31.338 11/5:24.8			1/28.222 11/5:08.4						
8.	2/28.904 11/5:23.9			1/28.222 11/5:08.6						
9.	2/28.953 11/5:23.3			1/28.088 11/5:08.6						
10.	2/28.563 11/5:22.4			1/28.537 11/5:09.2						
11.	2/29.049 11/5:22.1			1/32.648 11/5:13.7						

Pro 4 Mod (A Main)

Round 3

Top Qualifier is Paz, Daniel 11/5: 13.506 (Rnd 1)



South Florida Off Road Championship Series II - Race 5

Ser#42318

Timing and Scoring by www.RCScorePro.com

Sponsor	Driver Name	Car	Pos	Laps	Race Time	Behind	Fast Lap	Average Top 5	Top 10	Top 15	Q#
	Paz, Daniel	9	1	11	5:10.443		26.462	27.548	28.061		1
	Oliveras, Julien	5	2	11	5:26.835	16.392	28.735	28.999	29.419		2
	Alfaro, Joshua	4	3	11	5:30.982	20.539	28.428	28.934	29.829		3
	Delfino, Scott	7	4	10	5:05.266		27.606	28.211	30.527		4
	Barbera, Joe	1	5	10	5:05.326	0.060	28.806	29.072	30.533		6
	Record, Jeff	8	6	10	5:11.455	6.189	29.143	29.978	31.146		7
	Kretzschmar, Loren	3	7	10	5:15.446	10.180	28.504	29.141	31.545		5
	Jones, Jeff	2	8	10	5:32.136	26.870	21.015	27.360	29.482		8
	Strickler, Mke	10	9	9	5:06.687		21.660	30.062			9
	Kaufman, Tim	6	10	8	5:06.635		33.158	35.935			10
	Serio, Phil	11	11	0							11

Car#	1	2	3	4	5	6	7	8	9	10
	Barbera	Jones	Kretzschmar	Alfaro	Oliveras	Kaufman	Delfino	Record	Paz	Strickler
1.	7/36.645 9/5:29.8	1/23.938 13/5:11.2	6/33.133 10/5:31.3	3/28.989 11/5:18.8	4/29.961 11/5:29.5	10/43.275 7/5:02.8	9/42.668 8/5:41.3	5/32.255 10/5:22.5	2/26.462 12/5:17.5	8/38.120 8/5:04.9
2.	7/29.092 10/5:28.6	1/21.015 14/5:14.6	6/28.795 10/5:09.6	4/30.342 11/5:26.3	3/29.271 11/5:25.7	10/39.994 8/5:33.0	8/29.473 9/5:24.6	5/29.143 10/5:07.0	2/28.505 11/5:02.3	9/38.683 8/5:07.1
3.	5/28.806 10/5:15.1	9/29.815 13/5:24.0	7/34.837 10/5:22.5	3/29.283 11/5:24.9	4/29.860 11/5:26.6	11/43.689 8/5:38.5	8/28.167 9/5:00.9	6/34.194 10/5:18.6	2/28.053 11/5:04.4	10/37.475 8/5:04.7
4.	4/30.921 10/5:13.6	8/31.500 12/5:18.8	6/29.978 10/5:16.8	2/28.999 11/5:23.4	3/28.735 11/5:24.0	10/33.158 8/5:20.2	7/27.686 10/5:19.9	5/30.578 10/5:15.4	1/27.981 11/5:05.2	9/37.568 8/5:03.6
5.	4/29.006 10/5:08.9	8/31.042 11/5:02.0	5/29.474 10/5:12.4	2/29.977 11/5:24.6	3/29.922 11/5:25.0	10/35.592 8/5:13.1	7/29.494 10/5:14.9	6/31.079 10/5:14.5	1/27.687 11/5:05.1	9/37.396 8/5:02.7
6.	4/29.569 10/5:06.7	8/32.456 11/5:11.2	5/28.504 10/5:07.8	2/28.973 11/5:23.6	3/28.966 11/5:23.9	10/39.954 8/5:14.2	6/27.606 10/5:08.4	7/30.051 10/5:12.1	1/27.983 11/5:05.5	9/21.660 9/5:16.3
7.	4/29.310 10/5:04.7	8/30.989 11/5:15.4	6/29.718 10/5:06.3	3/29.670 11/5:24.0	2/29.058 11/5:23.3	10/35.507 8/5:09.9	5/28.758 10/5:05.5	7/30.435 10/5:11.0	1/27.730 11/5:05.4	9/22.321 10/5:33.1
8.	4/29.144 10/5:03.1	8/31.351 11/5:19.1	6/29.215 10/5:04.5	2/31.918 11/5:27.4	3/32.650 11/5:27.8	10/35.466 8/5:06.6	5/28.837 10/5:03.3	7/29.683 10/5:09.2	1/27.881 11/5:05.6	9/31.458 10/5:30.8
9.	5/33.041 10/5:06.1	8/31.606 11/5:22.3	7/37.494 10/5:12.3	2/28.428 11/5:25.8	3/28.963 11/5:26.8		4/31.196 10/5:04.3	6/32.842 10/5:11.3	1/29.338 11/5:07.5	9/42.006 9/5:06.6
10.	5/29.792 10/5:05.3	8/37.318 10/5:01.0	7/34.298 10/5:15.4	3/32.690 11/5:29.1	2/30.056 11/5:27.1		4/31.381 10/5:05.2	6/31.195 10/5:11.4	1/28.994 11/5:08.6	
11.				3/31.713 10/5:00.8	2/29.393 11/5:26.8				1/29.829 11/5:10.4	

Nitro (A Main)

Top Qualifier is Perez, Luis 12/5: 20.778 (Rnd 2)

Round 3

8

South Florida Off Road Championship Series II - Race 5

Ser#42318

Timing and Scoring by www.RCScoringPro.com

Sponsor	Driver Name	Car	Pos	Laps	Race Time	Behind	Fast Lap	Average Top 5	Top 10	Top 15	Q#
	Collins, Bart	2	1	44	20:11.507		25.945	26.107	26.246	26.354	2
	Santana, Mke	6	2	44	20:17.296	5.789	25.749	25.926	26.060	26.142	4
	Goodwin, Bob	1	3	42	20:26.280		16.811	22.667	24.873	25.773	5
	Bertelsen, John	4	4	15	6:43.952		14.951	23.734	25.369	26.930	3
	Perez, Luis	3	5	0							1
	Barbera, Joe	5	6	0							6
	Holness, Paul	7	7	0							7

Car#	1	2	3	4	5	6	7	8	9	10
	Goodwin	Collins	Perez	Bertelsen	Barbera	Santana	Holness			
1.	4/29.668 41/20:16.4	1/26.890 45/20:10.0		2/27.756 44/20:21.4		3/28.324 43/20:17.7				
2.	4/27.787 42/20:06.4	1/26.489 45/20:01.0		2/25.913 45/20:07.5		3/26.305 44/20:01.8				
3.	4/31.192 41/20:11.5	1/27.508 45/20:13.3		3/28.974 44/20:12.0		2/26.956 45/20:23.8				
4.	4/26.439 42/20:08.4	1/26.777 45/20:11.1		3/26.997 44/20:06.0		2/26.579 45/20:16.7				
5.	1/16.917 46/20:14.3	2/26.199 45/20:04.7		4/26.367 45/20:24.0		3/27.381 45/20:19.9				
6.	5/27.834 46/20:25.4	2/26.828 45/20:05.1		3/25.701 45/20:12.8		4/27.010 45/20:19.2				
7.	4/28.184 45/20:08.7	1/26.333 45/20:02.2		3/27.871 45/20:18.7		2/26.309 45/20:14.0				
8.	4/27.830 45/20:14.1	1/26.868 45/20:03.1		3/27.858 45/20:23.0		2/26.793 45/20:13.0				
9.	4/27.932 45/20:18.8	2/29.556 45/20:17.2		3/27.884 45/20:26.5		1/26.206 45/20:09.3				
10.	4/29.027 44/20:00.3	2/27.099 45/20:17.4		3/26.123 45/20:21.4		1/27.399 45/20:11.6				
11.	4/28.184 44/20:03.9	2/26.415 45/20:14.8		3/25.980 45/20:16.7		1/25.875 45/20:07.3				
12.	4/27.875 44/20:05.8	2/26.573 45/20:13.2		3/26.671 45/20:15.3		1/27.256 45/20:08.9				
13.	4/34.057 43/20:00.4	2/26.075 45/20:10.1		3/27.233 45/20:16.1		1/26.084 45/20:06.2				
14.	4/32.669 43/20:15.0	2/26.462 45/20:08.7		3/37.673 44/20:22.5		1/26.264 45/20:04.5				
15.	4/37.010 42/20:11.3	2/26.274 45/20:07.0		3/14.951 45/20:11.8		1/26.356 45/20:03.3				
16.	3/28.361 42/20:10.0	2/27.087 45/20:07.7				1/26.570 45/20:02.8				
17.	3/27.575 42/20:06.9	2/27.284 45/20:08.9				1/26.944 45/20:03.3				
18.	3/28.456 42/20:06.3	2/26.193 45/20:07.2				1/27.480 45/20:05.2				
19.	3/27.947 42/20:04.6	1/28.136 45/20:10.3				2/54.443 43/20:14.2				
20.	3/29.161 42/20:05.6	1/33.719 45/20:25.7				2/26.973 43/20:11.5				
21.	3/27.799 42/20:03.7	1/28.796 44/20:01.7				2/25.749 43/20:06.5				
22.	3/27.950 42/20:02.4	1/26.640 44/20:00.4				2/27.572 43/20:05.6				
23.	3/27.140 43/20:28.2	1/26.643 45/20:26.4				2/25.907 43/20:01.6				
24.	3/28.486 43/20:28.1	1/26.751 45/20:25.5				2/26.854 44/20:27.5				
25.	3/26.855 43/20:25.2	1/27.900 45/20:26.7				2/26.420 44/20:24.9				
26.	3/27.118 43/20:22.9	1/27.061 45/20:26.3				2/27.315 44/20:24.0				
27.	3/32.009 42/20:00.0	1/26.731 45/20:25.4				2/26.015 44/20:21.1				

Car#	1	2	3	4	5	6	7	8	9	10
	Goodwin	Collins	Perez	Bertelsen	Barbera	Santana	Holness			
28.	3/27.055 43/20:26.2	1/25.945 45/20:23.4				2/29.168 44/20:23.3				
29.	3/27.046 43/20:24.1	1/26.121 45/20:21.7				2/26.150 44/20:20.8				
30.	3/28.029 43/20:23.4	1/27.148 45/20:21.7				2/26.174 44/20:18.5				
31.	3/39.380 42/20:09.8	1/27.735 45/20:22.6				2/26.751 44/20:17.2				
32.	3/27.040 42/20:07.5	1/35.299 44/20:06.6				2/34.040 44/20:25.9				
33.	3/27.437 42/20:05.8	1/26.664 44/20:05.6				2/26.840 44/20:24.6				
34.	3/27.671 42/20:04.5	1/26.508 44/20:04.4				2/26.894 44/20:23.4				
35.	3/28.052 42/20:03.8	1/28.925 44/20:06.3				2/27.709 44/20:23.2				
36.	3/29.677 42/20:04.9	1/27.006 44/20:05.8				2/27.142 44/20:22.4				
37.	3/26.313 42/20:02.2	1/26.439 44/20:04.7				2/28.433 44/20:23.2				
38.	3/28.840 42/20:02.5	1/27.009 44/20:04.3				2/26.188 44/20:21.3				
39.	3/27.393 42/20:01.2	1/27.586 44/20:04.5				2/26.855 44/20:20.3				
40.	3/27.793 42/20:00.3	1/27.610 44/20:04.8				2/26.492 44/20:18.9				
41.	3/34.838 42/20:06.7	1/28.394 44/20:05.9				2/26.255 44/20:17.4				
42.	3/31.443 42/20:09.4	1/28.113 44/20:06.6				2/26.297 44/20:16.0				
43.		1/29.690 44/20:08.9				2/29.922 44/20:18.3				
44.		1/30.028 44/20:11.5				2/26.647 44/20:17.2				