



Jorge Mato Run For Fun

Ser#42318

Timing and Scoring by www.RCScoringPro.com

| Sponsor | Driver Name | Car | Pos | Laps | Race Time | Behind | Fast Lap | Average Top 5 | Top 10 | Top 15 | Q# |
|---------|--------------------|-----|-----|------|-----------|--------|----------|---------------|--------|--------|----|
| | Mato, Jorge | 1 | 1 | 10 | 5:02.742 | | 22.912 | 27.659 | 30.274 | | 1 |
| | Carlson, Glenn | 10 | 2 | 10 | 5:14.658 | 11.916 | 27.214 | 28.847 | 31.466 | | 2 |
| | Jones, Jeff | 3 | 3 | 10 | 5:16.921 | 14.179 | 29.538 | 30.461 | 31.692 | | 3 |
| | Lee, Pak | 5 | 4 | 10 | 5:22.181 | 19.439 | 27.087 | 28.422 | 32.218 | | 4 |
| | Reynolds, AJ | 13 | 5 | 10 | 5:24.870 | 22.128 | 29.818 | 31.252 | 32.487 | | 5 |
| | Kretzschmar, Loren | 9 | 6 | 10 | 5:31.584 | 28.842 | 28.160 | 29.260 | 33.158 | | 6 |
| | Honcho, Mke | 11 | 7 | 9 | 5:00.330 | | 30.603 | 31.709 | | | 7 |
| | Applegate, Mke | 14 | 8 | 9 | 5:03.785 | 3.455 | 24.999 | 27.867 | | | 8 |
| | Cooper, Jared | 4 | 9 | 9 | 5:05.870 | 5.540 | 30.076 | 31.334 | | | 9 |
| | Chavez, Daniel | 8 | 10 | 9 | 5:07.852 | 7.522 | 30.248 | 30.806 | | | 10 |
| | Paz, Daniel | 6 | 11 | 9 | 5:19.241 | 18.911 | 29.290 | 32.089 | | | 11 |
| | Robles, Jose | 12 | 12 | 8 | 5:37.577 | | 32.627 | 35.457 | | | 12 |
| | Serio, Phil | 2 | 13 | 8 | 5:42.194 | 4.617 | 34.555 | 38.989 | | | 13 |



| Car# 1 | 2 | 3 | 4 | 5 | 6 | 7 | 8 | 9 | 10 |
|--------------|-----------|----------|----------|----------|-----------|---|-----------|-------------|----------|
| Mato | Serio | Jones | Cooper | Lee | Paz | | Chavez | Kretzschmar | Carlson |
| 1. 4/32.775 | 12/43.728 | 6/33.592 | 8/37.283 | 3/32.716 | 11/43.214 | | 13/45.437 | 10/41.508 | 1/31.612 |
| 2. 3/30.969 | 12/37.854 | 5/32.495 | 6/31.811 | 2/30.841 | 10/34.394 | | 11/32.991 | 13/42.537 | 1/30.215 |
| 3. 2/30.011 | 13/41.023 | 5/32.360 | 7/35.942 | 3/34.511 | 10/34.694 | | 9/30.779 | 11/28.555 | 1/31.282 |
| 4. 4/37.455 | 13/37.784 | 2/30.096 | 8/38.965 | 7/45.267 | 10/33.851 | | 5/31.941 | 11/35.032 | 1/33.528 |
| 5. 2/26.678 | 13/44.499 | 3/29.538 | 8/31.999 | 5/28.664 | 10/30.423 | | 9/35.060 | 7/28.160 | 1/29.821 |
| 6. 1/22.912 | 13/48.686 | 2/34.255 | 7/32.165 | 6/35.128 | 8/32.486 | | 10/40.333 | 9/33.632 | 3/42.352 |
| 7. 1/30.493 | 12/34.555 | 2/31.078 | 9/30.619 | 6/28.212 | 8/29.290 | | 10/30.248 | 7/28.554 | 3/29.421 |
| 8. 1/30.999 | 13/54.065 | 2/29.889 | 8/37.010 | 4/27.306 | 11/45.362 | | 10/30.509 | 7/30.866 | 3/27.214 |
| 9. 1/28.203 | | 3/31.703 | 9/30.076 | 4/27.087 | 11/35.527 | | 10/30.554 | 6/30.165 | 2/27.566 |
| 10. 1/32.247 | | 3/31.915 | | 4/32.449 | | | | 6/32.575 | 2/31.647 |

| Car# 11 | 12 | 13 | 14 | 15 | 16 | 17 | 18 | 19 | 20 |
|-------------|-----------|----------|-----------|----|----|----|----|----|----|
| Honcho | Robles | Reynolds | Applegate | | | | | | |
| 1. 7/35.329 | 9/40.415 | 5/33.222 | 2/32.521 | | | | | | |
| 2. 8/35.300 | 9/32.627 | 4/32.681 | 7/37.640 | | | | | | |
| 3. 6/34.002 | 8/34.035 | 4/32.524 | 12/42.683 | | | | | | |
| 4. 6/37.155 | 9/38.486 | 3/32.286 | 12/38.214 | | | | | | |
| 5. 6/32.145 | 12/53.422 | 4/36.871 | 11/45.915 | | | | | | |
| 6. 5/30.646 | 12/33.998 | 4/31.754 | 11/24.999 | | | | | | |
| 7. 5/30.603 | 13/66.454 | 4/33.311 | 11/25.904 | | | | | | |
| 8. 6/31.474 | 12/38.140 | 5/30.906 | 9/28.193 | | | | | | |
| 9. 7/33.676 | | 5/31.497 | 8/27.716 | | | | | | |
| 10. | | 5/29.818 | | | | | | | |

Jorge Mato Run For Fun

Ser#42318

Timing and Scoring by www.RCScoringPro.com

| Sponsor | Driver Name | Car | Pos | Laps | Race Time | Behind | Fast Lap | Average Top 5 | Top 10 | Top 15 | Q# |
|--|---------------|-----|-----|------|-----------|--------|----------|---------------|--------|--------|----|
|  | Kranz, Jeff | 1 | 1 | 11 | 5:21.224 | | 26.959 | 27.595 | 28.789 | | 1 |
|  | Lee, Pak | 10 | 2 | 11 | 5:28.165 | 6.941 | 27.549 | 28.192 | 29.378 | | 2 |
| | White, Travis | 5 | 3 | 10 | 5:06.273 | | 27.586 | 28.406 | 30.627 | | 3 |
| | Paz, Daniel | 3 | 4 | 10 | 5:18.457 | 12.184 | 26.262 | 27.295 | 31.846 | | 4 |
| | Prine, Jordan | 4 | 5 | 10 | 5:20.317 | 14.044 | 28.183 | 29.761 | 32.032 | | 5 |
| | Robles, Jose | 12 | 6 | 10 | 5:23.245 | 16.972 | 30.112 | 31.266 | 32.325 | | 6 |
| | Prine, Greg | 9 | 7 | 9 | 5:07.762 | | 31.744 | 32.495 | | | 7 |
| | Rivera, Rob | 7 | 8 | 9 | 5:10.162 | 2.400 | 30.338 | 31.121 | | | 8 |
| | Reynolds, AJ | 2 | 9 | 9 | 5:25.264 | 17.502 | 32.463 | 33.755 | | | 9 |
| | Rivera, Mke | 6 | 10 | 7 | 5:22.101 | | 37.057 | 41.711 | | | 10 |
| | Allen, Tom | 11 | 11 | 0 | | | | | | | 11 |

| Car# | 1 | 2 | 3 | 4 | 5 | 6 | 7 | 8 | 9 | 10 |
|------|----------|----------|----------|----------|----------|-----------|----------|---|----------|----------|
| | Kranz | Reynolds | Paz | Prine | White | Rivera | Rivera | | Prine | Lee |
| 1. | 2/28.967 | 7/34.384 | 1/27.567 | 4/30.796 | 3/30.063 | 10/46.761 | 8/36.940 | | 9/37.153 | 5/33.737 |
| 2. | 2/27.317 | 8/36.930 | 1/28.261 | 4/29.095 | 3/27.899 | 10/37.057 | 9/39.819 | | 7/32.022 | 5/29.805 |
| 3. | 1/28.406 | 7/32.463 | 3/33.595 | 4/32.669 | 2/28.823 | 10/37.490 | 9/30.338 | | 8/37.687 | 5/34.387 |
| 4. | 2/33.335 | 7/33.020 | 1/26.262 | 3/29.988 | 4/38.926 | 10/45.528 | 9/32.968 | | 8/31.904 | 5/30.765 |
| 5. | 1/31.403 | 8/34.724 | 3/39.874 | 2/31.735 | 5/33.091 | 10/56.761 | 7/30.451 | | 9/35.904 | 4/29.170 |
| 6. | 1/28.011 | 8/37.441 | 2/27.455 | 3/31.502 | 5/27.586 | 10/41.720 | 9/41.273 | | 7/32.613 | 4/28.510 |
| 7. | 1/28.370 | 9/34.186 | 2/26.931 | 5/30.743 | 4/28.513 | 10/56.784 | 8/30.936 | | 7/34.544 | 3/27.635 |
| 8. | 1/26.959 | 9/40.565 | 4/38.263 | 5/40.315 | 3/31.008 | | 8/30.910 | | 7/31.744 | 2/28.849 |
| 9. | 1/29.311 | 9/41.551 | 4/32.806 | 5/28.183 | 3/29.210 | | 8/36.527 | | 7/34.191 | 2/27.549 |
| 10. | 1/31.828 | | 4/37.443 | 5/35.291 | 3/31.154 | | | | | 2/29.342 |
| 11. | 1/27.317 | | | | | | | | | 2/28.416 |

| Car# | 11 | 12 | 13 | 14 | 15 | 16 | 17 | 18 | 19 | 20 |
|------|-------|----------|----|----|----|----|----|----|----|----|
| | Allen | Robles | | | | | | | | |
| 1. | | 6/33.831 | | | | | | | | |
| 2. | | 6/31.809 | | | | | | | | |
| 3. | | 6/33.377 | | | | | | | | |
| 4. | | 6/33.601 | | | | | | | | |
| 5. | | 6/32.346 | | | | | | | | |
| 6. | | 6/32.992 | | | | | | | | |
| 7. | | 6/30.112 | | | | | | | | |
| 8. | | 6/31.214 | | | | | | | | |
| 9. | | 6/33.113 | | | | | | | | |
| 10. | | 6/30.850 | | | | | | | | |
| 11. | | | | | | | | | | |

| Top Qualifiers | Qual# | Laps | Race Time (Difference) | | Round | Race | Pos in Race | Fast Lap |
|----------------|-------|------|------------------------|-------|-------|------|-------------|----------|
| Kranz, Jeff | 1 | 11 | 5:21.224 | | 1 | 2 | 1 | 26.959 |
| Lee, Pak | 2 | 11 | 5:28.165 | 6.941 | 1 | 2 | 2 | 27.549 |
| White, Travis | 3 | 10 | 5:06.273 | | 1 | 2 | 3 | 27.586 |
| Paz, Daniel | 4 | 10 | 5:18.457 | 12.18 | 1 | 2 | 4 | 26.262 |
| Prine, Jordan | 5 | 10 | 5:20.317 | 1.860 | 1 | 2 | 5 | 28.183 |
| Robles, Jose | 6 | 10 | 5:23.245 | 2.928 | 1 | 2 | 6 | 30.112 |
| Prine, Greg | 7 | 9 | 5:07.762 | | 1 | 2 | 7 | 31.744 |
| Rivera, Rob | 8 | 9 | 5:10.162 | 2.400 | 1 | 2 | 8 | 30.338 |
| Reynolds, AJ | 9 | 9 | 5:25.264 | 15.10 | 1 | 2 | 9 | 32.463 |
| Rivera, Mike | 10 | 7 | 5:22.101 | | 1 | 2 | 10 | 37.057 |

2WD Modified Buggy

Round 1

3

Jorge Mato Run For Fun

Ser#42318

Timing and Scoring by www.RCScoringPro.com

| Sponsor | Driver Name | Car | Pos | Laps | Race Time | Behind | Fast Lap | Average Top 5 | Top 10 | Top 15 | Q# |
|---------|------------------|-----|----------|------|-----------|--------|----------|------------------|--------|--------|----|
| | Applegate, Mke | 7 | 1 | 13 | 5:21.798 | | 23.766 | 23.958 | 24.209 | | 1 |
| | Collins, Bart | 6 | 2 | 12 | 4:56.536 | | 23.648 | 24.061 | 24.450 | | 2 |
| | Pettigrew, Jason | 8 | 3 | 12 | 5:04.853 | 8.317 | 23.187 | 24.060 | 25.514 | | 3 |
| | Eubanks, Chad | 2 | 4 | 12 | 5:04.916 | 8.380 | 24.199 | 24.466 | 24.914 | | 4 |
| | Chavez, Daniel | 4 | 5 | 12 | 5:10.719 | 14.183 | 23.888 | 23.962 | 25.087 | | 5 |
| | Cooper, Jared | 5 | 6 | 12 | 5:19.452 | 22.916 | 24.929 | 25.698 | 26.121 | | 6 |
| | Carlson, Glenn | 1 | 7 | 11 | 5:16.054 | | 25.831 | 26.387 | 27.710 | | 7 |
| | Serio, Phil | 3 | 8 | 9 | 5:05.461 | | 30.250 | 31.430 | | | 8 |

| Car# | 1 | 2 | 3 | 4 | 5 | 6 | 7 | 8 | 9 | 10 |
|------|----------|----------|----------|----------|----------|----------|-----------|-----------|---|----|
| | Carlson | Eubanks | Serio | Chavez | Cooper | Collins | Applegate | Pettigrew | | |
| 1. | 5/26.716 | 4/25.658 | 7/40.273 | 1/23.888 | 6/28.910 | 2/24.048 | 3/24.181 | 8/49.714 | | |
| 2. | 5/26.286 | 4/26.189 | 7/30.250 | 3/27.642 | 6/25.923 | 1/23.771 | 2/23.766 | 8/23.747 | | |
| 3. | 6/34.198 | 3/24.298 | 8/32.136 | 4/29.649 | 5/26.469 | 2/26.343 | 1/24.046 | 7/25.552 | | |
| 4. | 6/29.592 | 2/24.969 | 7/31.881 | 4/23.993 | 5/25.942 | 1/25.692 | 3/29.893 | | | |
| 5. | 7/27.515 | 3/24.199 | 8/31.989 | 5/24.000 | 6/25.833 | 1/24.263 | 4/24.934 | 2/25.919 | | |
| 6. | 7/26.312 | 3/24.360 | 8/37.224 | 5/23.927 | 6/25.863 | 1/23.648 | 4/24.871 | 2/23.952 | | |
| 7. | 7/38.958 | 2/25.320 | 8/30.893 | 5/29.322 | 6/29.337 | 1/24.712 | 3/24.429 | 4/31.325 | | |
| 8. | 7/25.831 | 3/29.588 | 8/37.298 | 5/24.002 | 6/24.929 | 1/25.106 | 2/24.454 | 4/24.899 | | |
| 9. | 7/26.805 | 3/25.078 | 8/33.517 | 5/25.423 | 6/26.305 | 1/24.573 | 2/23.904 | 4/25.085 | | |
| 10. | 7/27.052 | 4/25.783 | | 5/24.563 | 6/27.785 | 1/24.790 | 2/24.251 | 3/23.187 | | |
| 11. | 7/26.789 | 4/24.818 | | 5/30.197 | 6/25.952 | 1/24.737 | 2/23.893 | 3/24.514 | | |
| 12. | | 4/24.656 | | 5/24.113 | 6/26.204 | 1/24.853 | 2/24.293 | 3/26.959 | | |
| 13. | | | | | | | 1/24.883 | | | |

| Top Qualifiers | Qual# | Laps | Race Time (Difference) | Round | Race | Pos in Race | Fast Lap |
|------------------|-------|------|------------------------|-------|------|-------------|----------|
| Applegate, Mike | 1 | 13 | 5:21.798 | 1 | 3 | 1 | 23.766 |
| Collins, Bart | 2 | 12 | 4:56.536 | 1 | 3 | 2 | 23.648 |
| Pettigrew, Jason | 3 | 12 | 5:04.853 | 8.317 | 1 | 3 | 23.187 |
| Eubanks, Chad | 4 | 12 | 5:04.916 | 0.063 | 1 | 3 | 24.199 |
| Chavez, Daniel | 5 | 12 | 5:10.719 | 5.803 | 1 | 3 | 23.888 |
| Cooper, Jared | 6 | 12 | 5:19.452 | 8.733 | 1 | 3 | 24.929 |
| Carlson, Glenn | 7 | 11 | 5:16.054 | | 1 | 3 | 25.831 |
| Serio, Phil | 8 | 9 | 5:05.461 | | 1 | 3 | 30.250 |

13.5 4WD Buggy

Round 1

4

Jorge Mato Run For Fun

Ser#42318

Timing and Scoring by www.RCScoringPro.com

| Sponsor | Driver Name | Car | Pos | Laps | Race Time | Behind | Fast Lap | Average Top 5 | Top 10 | Top 15 | Q# |
|---------|------------------|-----|-----|------|-----------|--------|----------|---------------|--------|--------|----|
| | Kranz, Jeff | 3 | 1 | 13 | 5:21.975 | | 23.657 | 24.082 | 24.410 | | 1 |
| | Lee, Pak | 2 | 2 | 12 | 5:02.283 | | 24.221 | 24.464 | 24.980 | | 2 |
| | Prine, Jordan | 5 | 3 | 12 | 5:09.197 | 6.914 | 23.286 | 23.835 | 24.923 | | 3 |
| | Hold, Brett | 4 | 4 | 12 | 5:23.108 | 20.825 | 24.352 | 24.622 | 26.189 | | 4 |
| | Rivera, Rob | 6 | 5 | 10 | 5:06.526 | | 26.932 | 27.963 | 30.653 | | 5 |
| | Rivera, Mke | 8 | 6 | 9 | 5:15.365 | | 30.140 | 33.004 | | | 6 |
| | Robles, Jose | 10 | 7 | 7 | 5:16.168 | | 28.262 | 29.269 | | | 7 |
| | White, Mackenzie | 1 | 8 | 4 | 1:51.414 | | 26.537 | | | | 8 |
| | Hold, Kiarra | 9 | 9 | 0 | | | | | | | 9 |
| | Allen, Tom | 7 | 10 | 0 | | | | | | | 10 |

| Car# | 1 | 2 | 3 | 4 | 5 | 6 | 7 | 8 | 9 | 10 |
|------|----------|----------|----------|----------|----------|----------|-------|----------|------|-----------|
| | White | Lee | Kranz | Hold | Prine | Rivera | Allen | Rivera | Hold | Robles |
| 1. | 6/29.058 | 2/25.895 | 1/25.675 | 3/25.999 | 5/28.411 | 7/29.403 | | 8/36.961 | | 4/28.262 |
| 2. | 5/26.537 | 2/25.482 | 1/25.385 | 4/28.159 | 3/23.778 | 6/27.726 | | 8/40.095 | | 7/29.237 |
| 3. | 5/28.158 | 2/25.766 | 1/24.640 | 4/25.054 | 3/25.153 | 6/26.932 | | 8/36.087 | | 7/28.848 |
| 4. | 5/27.661 | 2/24.593 | 1/24.700 | 4/30.672 | 3/31.557 | 6/28.000 | | 8/37.201 | | 7/30.383 |
| 5. | | 2/25.682 | 1/24.975 | 4/24.352 | 3/24.872 | 5/27.756 | | 6/30.140 | | 7/130.222 |
| 6. | | 2/25.280 | 1/24.696 | 4/30.550 | 3/26.648 | 5/31.908 | | 6/33.201 | | 7/39.602 |
| 7. | | 2/24.701 | 1/23.657 | 4/24.473 | 3/25.206 | 5/33.435 | | 6/33.617 | | 7/29.614 |
| 8. | | 2/24.369 | 1/23.875 | 4/28.597 | 3/23.921 | 5/31.288 | | 6/34.810 | | |
| 9. | | 2/24.221 | 1/24.057 | 4/26.946 | 3/23.474 | 5/37.219 | | 6/33.253 | | |
| 10. | | 2/24.436 | 1/24.678 | 4/24.486 | 3/24.717 | 5/32.859 | | | | |
| 11. | | 2/26.589 | 1/24.387 | 4/29.074 | 3/23.286 | | | | | |
| 12. | | 2/25.269 | 1/24.434 | 4/24.746 | 3/28.174 | | | | | |
| 13. | | | 1/26.816 | | | | | | | |

| Top Qualifiers | Qual# | Laps | Race Time (Difference) | Round | Race | Pos in Race | Fast Lap |
|------------------|-------|------|------------------------|-------|------|-------------|----------|
| Kranz, Jeff | 1 | 13 | 5:21.975 | 1 | 4 | 1 | 23.657 |
| Lee, Pak | 2 | 12 | 5:02.283 | 1 | 4 | 2 | 24.221 |
| Prine, Jordan | 3 | 12 | 5:09.197 6.914 | 1 | 4 | 3 | 23.286 |
| Hold, Brett | 4 | 12 | 5:23.108 13.91 | 1 | 4 | 4 | 24.352 |
| Rivera, Rob | 5 | 10 | 5:06.526 | 1 | 4 | 5 | 26.932 |
| Rivera, Mike | 6 | 9 | 5:15.365 | 1 | 4 | 6 | 30.140 |
| Robles, Jose | 7 | 7 | 5:16.168 | 1 | 4 | 7 | 28.262 |
| White, Mackenzie | 8 | 4 | 1:51.414 | 1 | 4 | 8 | 26.537 |
| Hold, Kiarra | 9 | 0 | | 1 | 4 | 9 | |
| Allen, Tom | 9 | 0 | 0.000 | 1 | 4 | 10 | |

Jorge Mato Run For Fun

Ser#42318

Timing and Scoring by www.RCScoringPro.com

| Sponsor | Driver Name | Car | Pos | Laps | Race Time | Behind | Fast Lap | Average Top 5 | Top 10 | Top 15 | Q# |
|---------|----------------------------|-----|-----|------|-----------|--------|----------|---------------|--------|--------|----|
| | Paz, Daniel | 1 | 1 | 14 | 5:22.185 | | 21.952 | 22.385 | 22.723 | | 1 |
| | Lazar, Janos "Lazi" | 8 | 2 | 13 | 5:04.711 | | 22.606 | 22.736 | 23.082 | | 2 |
| | Chavez, Daniel | 7 | 3 | 13 | 5:05.206 | 0.495 | 22.054 | 22.250 | 22.658 | | 3 |
| | Eubanks, Chad | 2 | 4 | 13 | 5:06.426 | 1.715 | 21.901 | 22.479 | 22.917 | | 4 |
| | Mennella, Mchael | 9 | 5 | 13 | 5:20.249 | 15.538 | 23.026 | 23.704 | 24.098 | | 5 |
| | Carlson, Glenn | 10 | 6 | 12 | 5:07.904 | | 24.294 | 24.735 | 25.130 | | 6 |
| | Prine, Greg | 11 | 7 | 12 | 5:19.534 | 11.630 | 25.031 | 25.292 | 26.058 | | 7 |
| | Cooper, Jared | 6 | 8 | 6 | 3:29.586 | | 24.794 | 29.302 | | | 8 |
| | Butera, Gavin "The Hammer" | 4 | 9 | 4 | 1:51.189 | | 24.321 | | | | 9 |
| | Forth, Bryan | 3 | 10 | 0 | | | | | | | 10 |
| | Allen, Tom | 5 | 11 | 0 | | | | | | | 11 |

| Car# | 1 | 2 | 3 | 4 | 5 | 6 | 7 | 8 | 9 | 10 |
|------|----------|----------|-------|----------|-------|----------|----------|----------|----------|----------|
| | Paz | Eubanks | Forth | Butera | Allen | Cooper | Chavez | Lazar | Mennella | Carlson |
| 1. | 1/22.520 | 4/24.010 | | 9/28.816 | | 8/27.885 | 2/22.775 | 3/22.813 | 5/24.217 | 7/25.565 |
| 2. | 1/21.952 | 5/26.294 | | 8/25.305 | | 9/32.146 | 3/24.093 | 2/23.506 | 4/24.129 | 6/25.647 |
| 3. | 1/23.454 | 4/23.753 | | 7/24.321 | | 9/36.824 | 3/24.397 | 2/22.900 | 5/25.864 | 6/25.440 |
| 4. | 1/22.391 | 3/22.502 | | 8/32.747 | | 9/24.794 | 4/28.693 | 2/24.189 | 5/27.176 | 6/25.119 |
| 5. | 1/22.358 | 3/22.823 | | | | 8/24.863 | 4/22.275 | 2/23.051 | 5/23.646 | 6/25.242 |
| 6. | 1/24.307 | 3/21.901 | | | | 8/63.074 | 4/22.208 | 2/23.565 | 5/24.431 | 7/30.818 |
| 7. | 1/22.984 | 3/23.531 | | | | | 4/25.539 | 2/22.606 | 5/23.026 | 7/25.781 |
| 8. | 1/23.418 | 2/23.040 | | | | | 4/22.289 | 3/25.705 | 5/25.322 | 6/24.294 |
| 9. | 1/23.267 | 2/23.238 | | | | | 4/22.598 | 3/23.605 | 5/24.340 | 6/25.734 |
| 10. | 1/22.705 | 4/26.957 | | | | | 3/22.054 | 2/22.687 | 5/23.587 | 6/24.753 |
| 11. | 1/23.090 | 4/22.416 | | | | | 3/22.424 | 2/22.676 | 5/24.131 | 6/24.390 |
| 12. | 1/23.164 | 4/23.210 | | | | | 3/22.758 | 2/23.416 | 5/24.148 | 6/25.121 |
| 13. | 1/22.802 | 4/22.751 | | | | | 3/23.103 | 2/23.992 | 5/26.232 | |
| 14. | 1/23.773 | | | | | | | | | |

| Car# | 11 | 12 | 13 | 14 | 15 | 16 | 17 | 18 | 19 | 20 |
|------|----------|----|----|----|----|----|----|----|----|----|
| | Prine | | | | | | | | | |
| 1. | 6/25.514 | | | | | | | | | |
| 2. | 7/27.571 | | | | | | | | | |
| 3. | 8/26.185 | | | | | | | | | |
| 4. | 7/25.668 | | | | | | | | | |
| 5. | 7/25.031 | | | | | | | | | |
| 6. | 6/25.134 | | | | | | | | | |
| 7. | 6/27.689 | | | | | | | | | |
| 8. | 7/26.482 | | | | | | | | | |
| 9. | 7/25.111 | | | | | | | | | |
| 10. | 7/30.793 | | | | | | | | | |
| 11. | 7/26.194 | | | | | | | | | |
| 12. | 7/28.162 | | | | | | | | | |
| 13. | | | | | | | | | | |
| 14. | | | | | | | | | | |


| Top Qualifiers | Qual# | Laps | Race Time (Difference) | Round | Race | Pos in Race | Fast Lap |
|----------------------------|-------|------|------------------------|-------|------|-------------|----------|
| Paz, Daniel | 1 | 14 | 5:22.185 | 1 | 5 | 1 | 21.952 |
| Lazar, Janos "Lazi" | 2 | 13 | 5:04.711 | 1 | 5 | 2 | 22.606 |
| Chavez, Daniel | 3 | 13 | 5:05.206 0.495 | 1 | 5 | 3 | 22.054 |
| Eubanks, Chad | 4 | 13 | 5:06.426 1.220 | 1 | 5 | 4 | 21.901 |
| Mennella, Michael | 5 | 13 | 5:20.249 13.82 | 1 | 5 | 5 | 23.026 |
| Carlson, Glenn | 6 | 12 | 5:07.904 | 1 | 5 | 6 | 24.294 |
| Prine, Greg | 7 | 12 | 5:19.534 11.63 | 1 | 5 | 7 | 25.031 |
| Cooper, Jared | 8 | 6 | 3:29.586 | 1 | 5 | 8 | 24.794 |
| Butera, Gavin "The Hammer" | 9 | 4 | 1:51.189 | 1 | 5 | 9 | 24.321 |
| Forth, Bryan | 10 | 0 | | 1 | 5 | 10 | |



Jorge Mato Run For Fun

Ser#42318

Timing and Scoring by www.RCScoringPro.com

| Sponsor | Driver Name | Car | Pos | Laps | Race Time | Behind | Fast Lap | Average Top 5 | Top 10 | Top 15 | Q# |
|--|---------------------|-----|-----|------|-----------|--------|----------|---------------|--------|--------|----|
| | Lazar, Janos "Lazi" | 8 | 1 | 12 | 5:02.415 | | 22.879 | 23.436 | 24.374 | | 1 |
| | Kretzschmar, Loren | 1 | 2 | 11 | 5:07.337 | | 24.414 | 26.385 | 27.704 | | 2 |
| | Honcho, Mke | 2 | 3 | 10 | 5:07.016 | | 27.952 | 28.771 | 30.702 | | 3 |
| | Baio, Joe | 7 | 4 | 9 | 5:32.265 | | 32.372 | 33.548 | | | 4 |
| | Blume, Richard | 4 | 5 | 8 | 5:12.498 | | 35.448 | 37.414 | | | 5 |
|  | Lee, Alain | 5 | 6 | 8 | 5:35.981 | 23.483 | 34.866 | 37.498 | | | 6 |
| | Serio, Phil | 3 | 7 | 4 | 2:18.140 | | 31.564 | | | | 7 |
| | Reynolds, AJ | 6 | 8 | 1 | 0:36.179 | | 36.179 | | | | 8 |

| Car# 1 | 2 | 3 | 4 | 5 | 6 | 7 | 8 | 9 | 10 |
|--------------|----------|----------|----------|----------|----------|----------|----------|---|----|
| Kretzschmar | Honcho | Serio | Blume | Lee | Reynolds | Baio | Lazar | | |
| 1. 1/29.516 | 2/30.752 | 6/38.409 | 4/35.448 | 7/43.538 | 5/36.179 | 8/45.191 | 3/31.103 | | |
| 2. 2/26.879 | 3/28.342 | 4/34.964 | 5/40.207 | 7/46.757 | | 6/32.980 | 1/24.172 | | |
| 3. 2/27.257 | 3/29.392 | 4/33.203 | 5/40.203 | 7/49.056 | | 6/41.040 | 1/24.564 | | |
| 4. 2/29.857 | 3/31.370 | 4/31.564 | 6/37.308 | 7/52.680 | | 5/32.372 | 1/25.635 | | |
| 5. 2/28.868 | 3/34.282 | | 5/36.523 | 6/37.137 | | 4/35.845 | 1/22.879 | | |
| 6. 2/26.357 | 3/33.425 | | 5/42.059 | 6/35.527 | | 4/41.264 | 1/24.544 | | |
| 7. 2/29.614 | 3/29.647 | | 5/43.160 | 6/34.866 | | 4/33.719 | 1/27.575 | | |
| 8. 2/27.149 | 3/27.952 | | 5/37.590 | 6/36.420 | | 4/32.826 | 1/23.619 | | |
| 9. 2/30.299 | 3/33.331 | | | | | 4/37.028 | 1/24.912 | | |
| 10. 2/24.414 | 3/28.523 | | | | | | 1/26.903 | | |
| 11. 2/27.127 | | | | | | | 1/23.456 | | |
| 12. | | | | | | | 1/23.053 | | |

| Top Qualifiers | Qual# | Laps | Race Time (Difference) | Round | Race | Pos in Race | Fast Lap |
|---------------------|-------|------|------------------------|-------|------|-------------|----------|
| Lazar, Janos "Lazi" | 1 | 12 | 5:02.415 | 1 | 6 | 1 | 22.879 |
| Kretzschmar, Loren | 2 | 11 | 5:07.337 | 1 | 6 | 2 | 24.414 |
| Honcho, Mike | 3 | 10 | 5:07.016 | 1 | 6 | 3 | 27.952 |
| Baio, Joe | 4 | 9 | 5:32.265 | 1 | 6 | 4 | 32.372 |
| Blume, Richard | 5 | 8 | 5:12.498 | 1 | 6 | 5 | 35.448 |
| Lee, Alain | 6 | 8 | 5:35.981 23.48 | 1 | 6 | 6 | 34.866 |
| Serio, Phil | 7 | 4 | 2:18.140 | 1 | 6 | 7 | 31.564 |
| Reynolds, AJ | 8 | 1 | 36.179 | 1 | 6 | 8 | 36.179 |

Pro 4 Mod

Top Qualifier is Lazar, Janos "Lazi" 12/5:02.415 (Rnd 1)

Round 1

7

Jorge Mato Run For Fun

Ser#42318

Timing and Scoring by www.RCScoringPro.com

| Sponsor | Driver Name | Car | Pos | Laps | Race Time | Behind | Fast Lap | Average Top 5 | Top 10 | Top 15 | Q# |
|--|----------------|-----|-----|------|-----------|--------|----------|---------------|--------|--------|----|
| | Paz, Daniel | 2 | 1 | 13 | 5:11.378 | | 22.676 | 23.144 | 23.424 | | 1 |
| | Iler, David | 6 | 2 | 13 | 5:24.571 | 13.193 | 23.781 | 24.209 | 24.640 | | 2 |
| | Kranz, Jeff | 7 | 3 | 12 | 5:15.521 | | 24.127 | 25.142 | 25.673 | | 4 |
| | Carlson, Glenn | 8 | 4 | 12 | 5:22.369 | 6.848 | 24.032 | 24.721 | 26.188 | | 5 |
| | Iler, Jessica | 4 | 5 | 11 | 5:10.071 | | 26.062 | 26.802 | 27.954 | | 7 |
| | Barbera, Joe | 5 | 6 | 11 | 5:16.596 | 6.525 | 25.029 | 26.195 | 28.030 | | 8 |
| | Jones, Jeff | 3 | 7 | 11 | 5:18.272 | 8.201 | 26.747 | 27.462 | 28.442 | | 9 |
| | Unknown | 9 | 8 | 10 | 5:06.450 | | 27.273 | 28.639 | 30.645 | | 10 |
|  | Mato, Jose | 1 | 9 | 10 | 5:20.073 | 13.623 | 27.575 | 28.590 | 32.007 | | 12 |

| Car# | 1 | 2 | 3 | 4 | 5 | 6 | 7 | 8 | 9 | 10 |
|------|----------|----------|----------|----------|----------|----------|----------|----------|----------|----|
| | Mato | Paz | Jones | Iler | Barbera | Iler | Kranz | Carlson | Unknown | |
| 1. | 9/47.843 | 1/23.601 | 5/28.062 | 7/30.020 | 4/27.406 | 3/26.809 | 2/25.232 | 6/29.089 | 8/32.525 | |
| 2. | 9/30.568 | 1/23.281 | 7/33.853 | 6/29.854 | 4/29.427 | 3/24.491 | 2/25.815 | 5/29.336 | 8/34.665 | |
| 3. | 9/32.242 | 1/23.248 | 7/28.663 | 6/28.417 | 5/28.859 | 2/23.781 | 3/26.922 | 4/24.953 | 8/28.893 | |
| 4. | 9/31.038 | 1/24.680 | 7/28.614 | 6/26.062 | 5/27.199 | 2/24.477 | 3/26.031 | 4/24.810 | 8/29.052 | |
| 5. | 9/27.575 | 1/23.438 | 7/26.747 | 6/27.717 | 5/28.621 | 2/24.071 | 3/26.650 | 4/25.727 | 8/36.385 | |
| 6. | 9/29.205 | 1/23.584 | 6/28.220 | 5/27.794 | 7/35.014 | 2/25.329 | 3/29.485 | 4/27.979 | 8/28.581 | |
| 7. | 9/27.948 | 1/25.702 | 6/28.588 | 5/26.151 | 7/26.222 | 2/25.660 | 3/25.370 | 4/27.017 | 8/27.273 | |
| 8. | 9/29.682 | 1/23.926 | 7/33.024 | 5/30.535 | 6/26.403 | 2/25.022 | 4/29.302 | 3/24.569 | 8/29.398 | |
| 9. | 9/28.542 | 1/23.971 | 6/27.187 | 5/27.811 | 7/36.293 | 2/24.771 | 4/24.127 | 3/25.242 | 8/30.036 | |
| 10. | 9/35.430 | 1/22.676 | 7/27.952 | 5/26.286 | 6/25.029 | 2/25.689 | 3/25.514 | 4/31.153 | 8/29.642 | |
| 11. | | 1/23.356 | 7/27.362 | 5/29.424 | 6/26.123 | 2/24.580 | 3/25.465 | 4/24.032 | | |
| 12. | | 1/26.756 | | | | 2/24.223 | 3/25.608 | 4/28.462 | | |
| 13. | | 1/23.159 | | | | 2/25.668 | | | | |

| Top Qualifiers | Qual# | Laps | Race Time (Difference) | Round | Race | Pos in Race | Fast Lap |
|---------------------|-------|------|------------------------|-------|------|-------------|----------|
| Paz, Daniel | 1 | 13 | 5:11.378 | 1 | 7 | 1 | 22.676 |
| Iler, David | 2 | 13 | 5:24.571 13.19 | 1 | 7 | 2 | 23.781 |
| Lazar, Janos "Lazi" | 3 | 12 | 5:02.415 | 1 | 6 | 1 | 22.879 |
| Kranz, Jeff | 4 | 12 | 5:15.521 13.10 | 1 | 7 | 3 | 24.127 |
| Carlson, Glenn | 5 | 12 | 5:22.369 6.848 | 1 | 7 | 4 | 24.032 |
| Kretschmar, Loren | 6 | 11 | 5:07.337 | 1 | 6 | 2 | 24.414 |
| Iler, Jessica | 7 | 11 | 5:10.071 2.734 | 1 | 7 | 5 | 26.062 |
| Barbera, Joe | 8 | 11 | 5:16.596 6.525 | 1 | 7 | 6 | 25.029 |
| Jones, Jeff | 9 | 11 | 5:18.272 1.676 | 1 | 7 | 7 | 26.747 |
| Unknown | 10 | 10 | 5:06.450 | 1 | 7 | 8 | 27.273 |



Jorge Mato Run For Fun

Ser#42318

Timing and Scoring by www.RCScoringPro.com

| Sponsor | Driver Name | Car | Pos | Laps | Race Time | Behind | Fast Lap | Average Top 5 | Top 10 | Top 15 | Q# |
|---------|-------------------|-----|-----|------|-----------|--------|----------|---------------|--------|--------|----|
| | Perez, Luis | 8 | 1 | 13 | 5:05.555 | | 22.209 | 22.661 | 23.062 | | 1 |
| | Collins, Bart | 4 | 2 | 13 | 5:09.683 | 4.128 | 22.737 | 22.960 | 23.272 | | 2 |
| | Schaefer, Chris | 1 | 3 | 13 | 5:20.453 | 14.898 | 23.719 | 24.046 | 24.392 | | 3 |
| | White, Travis | 6 | 4 | 12 | 5:13.087 | | 23.955 | 24.468 | 25.406 | | 4 |
| | Honcho, Mke | 2 | 5 | 11 | 5:22.691 | | 25.891 | 26.795 | 28.442 | | 5 |
| | Hancock, John | 7 | 6 | 10 | 5:08.279 | | 27.119 | 28.581 | 30.828 | | 6 |
| | Blume, Richard | 3 | 7 | 9 | 5:19.999 | | 30.560 | 33.230 | | | 7 |
| | Kirkpatrick, Matt | 5 | 8 | 0 | | | | | | | 8 |

| Car# 1 | 2 | 3 | 4 | 5 | 6 | 7 | 8 | 9 | 10 |
|--------------|----------|----------|----------|-------------|----------|----------|----------|---|----|
| Schaefer | Honcho | Blume | Collins | Kirkpatrick | White | Hancock | Perez | | |
| 1. 3/24.662 | 5/30.100 | 7/37.156 | 1/23.580 | | 2/23.958 | 6/33.447 | 4/26.699 | | |
| 2. 3/24.173 | 5/26.475 | 7/35.278 | 1/23.394 | | 2/24.715 | 6/30.644 | 4/22.209 | | |
| 3. 3/24.519 | 5/30.846 | 7/34.004 | 1/23.542 | | 4/26.150 | 6/29.066 | 2/23.512 | | |
| 4. 3/25.479 | 5/25.891 | 7/45.864 | 1/22.751 | | 4/25.528 | 6/29.948 | 2/23.554 | | |
| 5. 3/23.719 | 6/38.271 | 7/35.551 | 1/25.198 | | 4/28.967 | 5/27.221 | 2/22.731 | | |
| 6. 3/24.932 | 5/30.680 | 7/34.955 | 1/22.737 | | 4/25.451 | 6/35.410 | 2/23.849 | | |
| 7. 3/25.342 | 5/28.337 | 7/32.171 | 1/22.901 | | 4/24.591 | 6/27.119 | 2/22.624 | | |
| 8. 3/24.149 | 5/26.198 | 7/34.460 | 1/23.292 | | 4/23.955 | 6/35.070 | 2/24.386 | | |
| 9. 3/24.626 | 5/27.073 | 7/30.560 | 1/23.119 | | 4/29.655 | 6/30.801 | 2/22.494 | | |
| 10. 3/24.949 | 5/29.963 | | 2/25.223 | | 4/29.371 | 6/29.553 | 1/23.479 | | |
| 11. 3/25.714 | 5/28.857 | | 2/23.974 | | 4/25.627 | | 1/23.445 | | |
| 12. 3/23.952 | | | 2/26.540 | | 4/25.119 | | 1/23.326 | | |
| 13. 3/24.237 | | | 2/23.432 | | | | 1/23.247 | | |

| Top Qualifiers | Qual# | Laps | Race Time (Difference) | Round | Race | Pos in Race | Fast Lap |
|-------------------|-------|------|------------------------|-------|------|-------------|----------|
| Perez, Luis | 1 | 13 | 5:05.555 | 1 | 8 | 1 | 22.209 |
| Collins, Bart | 2 | 13 | 5:09.683 4.128 | 1 | 8 | 2 | 22.737 |
| Schaefer, Chris | 3 | 13 | 5:20.453 10.77 | 1 | 8 | 3 | 23.719 |
| White, Travis | 4 | 12 | 5:13.087 | 1 | 8 | 4 | 23.955 |
| Honcho, Mike | 5 | 11 | 5:22.691 | 1 | 8 | 5 | 25.891 |
| Hancock, John | 6 | 10 | 5:08.279 | 1 | 8 | 6 | 27.119 |
| Blume, Richard | 7 | 9 | 5:19.999 | 1 | 8 | 7 | 30.560 |
| Kirkpatrick, Matt | 8 | 0 | | 1 | 8 | 8 | |

E-buggy

Top Qualifier is Perez, Luis 1/3/5: 05.555 (Rnd 1)

Round 1



Jorge Mato Run For Fun

Ser#42318

Timing and Scoring by www.RCScoringPro.com

| Sponsor | Driver Name | Car | Pos | Laps | Race Time | Behind | Fast Lap | Average Top 5 | Top 10 | Top 15 | Q# |
|---------|----------------------------|-----|-----|------|-----------|--------|----------|---------------|--------|--------|----|
| | Lazar, Janos "Lazi" | 6 | 1 | 14 | 5:20.915 | | 22.055 | 22.397 | 22.603 | | 1 |
| | Mennella, Mchael | 3 | 2 | 13 | 5:15.739 | | 22.848 | 23.044 | 23.448 | | 4 |
| | Butera, Gavin "The Hammer" | 2 | 3 | 13 | 5:17.035 | 1.296 | 22.851 | 23.188 | 23.557 | | 5 |
| | Hold, Kiarra | 1 | 4 | 11 | 5:05.296 | | 25.212 | 26.095 | 27.107 | | 8 |
| | Phillips, Bill | 9 | 5 | 11 | 5:06.078 | 0.782 | 25.244 | 25.523 | 27.313 | | 9 |
| | Rodriguez, Fred | 7 | 6 | 11 | 5:11.712 | 6.416 | 25.072 | 26.238 | 27.787 | | 10 |
| | Reyes, Jaron | 8 | 7 | 5 | 2:44.765 | | 31.650 | 32.953 | | | 14 |
| | White, Mackenzie | 4 | 8 | 3 | 1:39.412 | | 30.917 | | | | 15 |
| | Hold, Brett | 5 | 9 | 0 | | | | | | | 16 |

| Car# | 1 | 2 | 3 | 4 | 5 | 6 | 7 | 8 | 9 | 10 |
|------|----------|----------|----------|----------|------|----------|-----------|----------|----------|----|
| | Hold | Butera | Mennella | White | Hold | Lazar | Rodriguez | Reyes | Phillips | |
| 1. | 8/34.228 | 2/23.499 | 3/24.190 | 6/30.917 | | 1/22.786 | 5/29.444 | 7/31.690 | 4/28.413 | |
| 2. | 5/26.691 | 2/23.288 | 3/23.669 | 7/37.167 | | 1/22.802 | 6/33.840 | 8/37.067 | 4/26.067 | |
| 3. | 5/25.344 | 2/23.292 | 3/31.257 | 7/31.328 | | 1/22.055 | 6/25.962 | 8/31.808 | 4/25.627 | |
| 4. | 5/26.862 | 2/25.263 | 3/23.324 | | | 1/22.739 | 6/25.072 | 7/31.650 | 4/25.339 | |
| 5. | 5/28.055 | 2/23.229 | 3/22.848 | | | 1/23.124 | 6/28.958 | 7/32.550 | 4/28.439 | |
| 6. | 6/31.456 | 2/25.963 | 3/23.359 | | | 1/22.138 | 5/25.564 | | 4/28.748 | |
| 7. | 6/26.541 | 2/22.851 | 3/22.891 | | | 1/22.852 | 5/27.142 | | 4/25.244 | |
| 8. | 6/26.685 | 2/23.368 | 3/23.181 | | | 1/22.666 | 5/27.449 | | 4/32.946 | |
| 9. | 6/27.290 | 3/28.943 | 2/24.312 | | | 1/24.711 | 5/29.546 | | 4/27.380 | |
| 10. | 4/26.932 | 2/23.278 | 3/25.632 | | | 1/22.790 | 6/29.063 | | 5/32.538 | |
| 11. | 4/25.212 | 2/23.937 | 3/22.977 | | | 1/22.816 | 6/29.672 | | 5/25.337 | |
| 12. | | 2/23.561 | 3/24.374 | | | 1/23.111 | | | | |
| 13. | | 3/26.563 | 2/23.725 | | | 1/22.388 | | | | |
| 14. | | | | | | 1/23.937 | | | | |

| Top Qualifiers | Qual# | Laps | Race Time (Difference) | Round | Race | Pos in Race | Fast Lap |
|----------------------------|-------|------|------------------------|-------|------|-------------|----------|
| Lazar, Janos "Lazi" | 1 | 14 | 5:20.915 | 1 | 9 | 1 | 22.055 |
| Perez, Luis | 2 | 13 | 5:05.555 | 1 | 8 | 1 | 22.209 |
| Collins, Bart | 3 | 13 | 5:09.683 4.128 | 1 | 8 | 2 | 22.737 |
| Mennella, Michael | 4 | 13 | 5:15.739 6.056 | 1 | 9 | 2 | 22.848 |
| Butera, Gavin "The Hammer" | 5 | 13 | 5:17.035 1.296 | 1 | 9 | 3 | 22.851 |
| Schaefer, Chris | 6 | 13 | 5:20.453 3.418 | 1 | 8 | 3 | 23.719 |
| White, Travis | 7 | 12 | 5:13.087 | 1 | 8 | 4 | 23.955 |
| Hold, Kiarra | 8 | 11 | 5:05.296 | 1 | 9 | 4 | 25.212 |
| Phillips, Bill | 9 | 11 | 5:06.078 0.782 | 1 | 9 | 5 | 25.244 |
| Rodriguez, Fred | 10 | 11 | 5:11.712 5.634 | 1 | 9 | 6 | 25.072 |

Jorge Mato Run For Fun

Ser#42318

Timing and Scoring by www.RCScoringPro.com

| Sponsor | Driver Name | Car | Pos | Laps | Race Time | Behind | Fast Lap | Average Top 5 | Top 10 | Top 15 | Q# |
|---------|-------------------|-----|-----|------|-----------|--------|----------|---------------|--------|--------|----|
| | Angelides, Nick | 6 | 1 | 13 | 5:07.661 | | 22.995 | 23.129 | 23.353 | | 1 |
| | Perez, Luis | 3 | 2 | 13 | 5:09.232 | 1.571 | 22.472 | 22.910 | 23.256 | | 2 |
| | Mennella, Michael | 7 | 3 | 13 | 5:17.147 | 9.486 | 22.721 | 23.120 | 23.454 | | 3 |
| | Kirkpatrick, Matt | 4 | 4 | 12 | 5:21.971 | | 23.424 | 24.346 | 26.128 | | 4 |
| | Barbera, Joe | 2 | 5 | 11 | 5:09.196 | | 25.995 | 26.819 | 27.734 | | 5 |
| | Reyes, Yoandy | 5 | 6 | 11 | 5:17.590 | 8.394 | 23.419 | 25.997 | 28.378 | | 6 |
| | Gutierrez, Carlos | 8 | 7 | 2 | 1:40.736 | | 37.009 | | | | 7 |
| | Iler, David | 1 | 8 | 0 | | | | | | | 8 |

| Car# 1 | 2 | 3 | 4 | 5 | 6 | 7 | 8 | 9 | 10 |
|--------|----------|----------|-------------|----------|-----------|----------|-----------|---|----|
| Iler | Barbera | Perez | Kirkpatrick | Reyes | Angelides | Mennella | Gutierrez | | |
| 1. | 6/31.855 | 2/23.318 | 3/25.387 | 5/30.262 | 4/26.064 | 1/23.294 | 7/63.727 | | |
| 2. | 6/27.077 | 1/22.472 | 4/29.088 | 5/26.188 | 3/23.001 | 2/23.594 | 7/37.009 | | |
| 3. | 6/26.990 | 1/24.750 | 4/25.015 | 5/25.449 | 3/22.995 | 2/24.014 | | | |
| 4. | 6/27.865 | 2/23.958 | 4/29.392 | 5/29.591 | 3/23.338 | 1/22.938 | | | |
| 5. | 6/27.363 | 1/23.284 | 4/24.611 | 5/27.101 | 3/23.161 | 2/23.982 | | | |
| 6. | 6/27.166 | 3/27.817 | 4/24.136 | 5/23.419 | 2/23.224 | 1/23.500 | | | |
| 7. | 6/31.056 | 3/24.105 | 4/28.275 | 5/33.808 | 2/23.263 | 1/23.527 | | | |
| 8. | 5/27.735 | 2/22.641 | 4/23.424 | 6/33.813 | 1/23.657 | 3/29.915 | | | |
| 9. | 5/29.229 | 2/23.227 | 4/30.945 | 6/30.320 | 1/24.009 | 3/22.721 | | | |
| 10. | 5/25.995 | 2/23.854 | 4/27.406 | 6/29.813 | 1/23.982 | 3/26.599 | | | |
| 11. | 5/26.865 | 2/23.594 | 4/24.544 | 6/27.826 | 1/23.402 | 3/23.827 | | | |
| 12. | | 2/22.929 | 4/29.748 | | 1/23.504 | 3/23.147 | | | |
| 13. | | 2/23.283 | | | 1/24.061 | 3/26.089 | | | |

| Top Qualifiers | Qual# | Laps | Race Time (Difference) | Round | Race | Pos in Race | Fast Lap |
|-------------------|-------|------|------------------------|-------|------|-------------|----------|
| Angelides, Nick | 1 | 13 | 5:07.661 | 1 | 10 | 1 | 22.995 |
| Perez, Luis | 2 | 13 | 5:09.232 1.571 | 1 | 10 | 2 | 22.472 |
| Mennella, Michael | 3 | 13 | 5:17.147 7.915 | 1 | 10 | 3 | 22.721 |
| Kirkpatrick, Matt | 4 | 12 | 5:21.971 | 1 | 10 | 4 | 23.424 |
| Barbera, Joe | 5 | 11 | 5:09.196 | 1 | 10 | 5 | 25.995 |
| Reyes, Yoandy | 6 | 11 | 5:17.590 8.394 | 1 | 10 | 6 | 23.419 |
| Gutierrez, Carlos | 7 | 2 | 1:40.736 | 1 | 10 | 7 | 37.009 |
| Iler, David | 8 | 0 | | 1 | 10 | 8 | |

2WD Stock

Top Qualifier is Kranz, Jeff 11/5: 21.224 (Rnd 1)

Round 2

2

Jorge Mato Run For Fun

Ser#42318

Timing and Scoring by www.RCScoringPro.com

| Sponsor | Driver Name | Car | Pos | Laps | Race Time | Behind | Fast Lap | Average Top 5 | Top 10 | Top 15 | Q# |
|---------|---------------|-----|-----|------|-----------|--------|----------|---------------|--------|--------|----|
| | Kranz, Jeff | 1 | 1 | 11 | 5:07.848 | | 27.195 | 27.497 | 27.853 | | 1 |
| | Prine, Jordan | 4 | 2 | 11 | 5:14.835 | 6.987 | 26.133 | 27.168 | 28.303 | | 2 |
| | Paz, Daniel | 3 | 3 | 11 | 5:31.473 | 23.625 | 27.268 | 27.873 | 29.490 | | 4 |
| | Prine, Greg | 9 | 4 | 10 | 5:14.973 | | 29.339 | 30.142 | 31.497 | | 6 |
| | Robles, Jose | 12 | 5 | 10 | 5:22.746 | 7.773 | 28.901 | 29.913 | 32.275 | | 7 |
| | White, Travis | 5 | 6 | 10 | 5:25.115 | 10.142 | 29.337 | 30.196 | 32.511 | | 5 |
| | Reynolds, AJ | 2 | 7 | 9 | 5:06.419 | | 29.259 | 31.248 | | | 8 |
| | Lee, Pak | 10 | 8 | 9 | 5:08.808 | 2.389 | 28.156 | 30.455 | | | 3 |
| | Rivera, Rob | 7 | 9 | 9 | 5:10.178 | 3.759 | 32.490 | 33.384 | | | 9 |
| | Rivera, Mke | 6 | 10 | 7 | 5:30.469 | | 37.878 | 40.667 | | | 10 |
| | Allen, Tom | 11 | 11 | 0 | | | | | | | |

| Car# | 1 | 2 | 3 | 4 | 5 | 6 | 7 | 8 | 9 | 10 |
|------|----------|----------|----------|----------|----------|-----------|----------|---|----------|----------|
| | Kranz | Reynolds | Paz | Prine | White | Rivera | Rivera | | Prine | Lee |
| 1. | 1/27.717 | 3/29.259 | 2/27.910 | 5/31.810 | 9/37.413 | 10/80.116 | 6/32.490 | | 4/30.911 | 8/37.307 |
| 2. | 1/27.652 | 5/35.083 | 2/29.020 | 3/26.967 | 7/29.337 | 10/37.878 | 6/33.869 | | 4/29.971 | 9/32.960 |
| 3. | 1/27.297 | 9/43.457 | 3/30.066 | 2/27.694 | 5/31.066 | 10/47.018 | 8/36.856 | | 4/31.313 | 7/32.282 |
| 4. | 1/28.392 | 8/31.389 | 2/27.268 | 3/29.933 | 6/34.679 | 10/39.278 | 7/33.676 | | 5/37.360 | 9/49.377 |
| 5. | 1/28.382 | 8/34.360 | 3/34.522 | 2/27.789 | 6/34.556 | 10/45.382 | 7/34.544 | | 5/30.761 | 9/36.083 |
| 6. | 1/29.317 | 8/30.794 | 3/36.569 | 2/30.268 | 6/30.674 | 10/42.391 | 7/32.622 | | 5/33.503 | 9/28.156 |
| 7. | 1/27.996 | 7/30.918 | 3/29.624 | 2/28.640 | 6/34.596 | 10/38.406 | 8/36.369 | | 4/31.018 | 9/33.766 |
| 8. | 1/27.883 | 7/33.882 | 3/27.813 | 2/28.820 | 6/30.071 | | 8/34.261 | | 4/31.071 | 9/30.286 |
| 9. | 1/27.623 | 7/37.277 | 3/29.227 | 2/26.133 | 6/32.891 | | 9/35.491 | | 4/29.339 | 8/28.591 |
| 10. | 1/28.394 | | 3/27.354 | 2/27.257 | 6/29.832 | | | | 4/29.726 | |
| 11. | 1/27.195 | | 3/32.100 | 2/29.524 | | | | | | |

| Car# | 11 | 12 | 13 | 14 | 15 | 16 | 17 | 18 | 19 | 20 |
|------|-------|----------|----|----|----|----|----|----|----|----|
| | Allen | Robles | | | | | | | | |
| 1. | | 7/33.627 | | | | | | | | |
| 2. | | 8/36.138 | | | | | | | | |
| 3. | | 6/30.297 | | | | | | | | |
| 4. | | 4/29.045 | | | | | | | | |
| 5. | | 4/28.901 | | | | | | | | |
| 6. | | 4/29.870 | | | | | | | | |
| 7. | | 5/37.043 | | | | | | | | |
| 8. | | 5/32.151 | | | | | | | | |
| 9. | | 5/34.220 | | | | | | | | |
| 10. | | 5/31.454 | | | | | | | | |
| 11. | | | | | | | | | | |

| Top Qualifiers | Qual# | Laps | Race Time (Difference) | Round | Race | Pos in Race | Fast Lap |
|----------------|-------|------|------------------------|-------|------|-------------|----------|
| Kranz, Jeff | 1 | 11 | 5:07.848 | 2 | 2 | 1 | 27.195 |
| Prine, Jordan | 2 | 11 | 5:14.835 6.987 | 2 | 2 | 2 | 26.133 |
| Lee, Pak | 3 | 11 | 5:28.165 13.33 | 1 | 2 | 2 | 27.549 |
| Paz, Daniel | 4 | 11 | 5:31.473 3.308 | 2 | 2 | 3 | 27.268 |
| White, Travis | 5 | 10 | 5:06.273 | 1 | 2 | 3 | 27.586 |
| Prine, Greg | 6 | 10 | 5:14.973 8.700 | 2 | 2 | 4 | 29.339 |
| Robles, Jose | 7 | 10 | 5:22.746 7.773 | 2 | 2 | 5 | 28.901 |
| Reynolds, AJ | 8 | 9 | 5:06.419 | 2 | 2 | 7 | 29.259 |
| Rivera, Rob | 9 | 9 | 5:10.162 3.743 | 1 | 2 | 8 | 30.338 |
| Rivera, Mike | 10 | 7 | 5:22.101 | 1 | 2 | 10 | 37.057 |

2WD Modified Buggy

Top Qualifier is Applegate, Mike 13/5: 21.798 (Rnd 1)

Round 2

3

Jorge Mato Run For Fun

Ser#42318

Timing and Scoring by www.RCScoringPro.com

| Sponsor | Driver Name | Car | Pos | Laps | Race Time | Behind | Fast Lap | Average Top 5 | Top 10 | Top 15 | Q# |
|---------|----------------|-----|-----|------|-----------|--------|----------|---------------|--------|--------|----|
| | Chavez, Daniel | 4 | 1 | 12 | 5:09.531 | | 24.992 | 25.249 | 25.519 | | 5 |
| | Applegate, Mke | 7 | 2 | 12 | 5:13.399 | 3.868 | 24.855 | 25.154 | 25.440 | | 1 |
| | Cooper, Jared | 5 | 3 | 11 | 5:10.564 | | 26.370 | 26.619 | 27.736 | | 6 |
| | Eubanks, Chad | 2 | 4 | 11 | 5:18.263 | 7.699 | 25.885 | 26.312 | 28.203 | | 4 |
| | Carlson, Glenn | 1 | 5 | 11 | 5:27.890 | 17.326 | 26.712 | 27.813 | 29.200 | | 7 |
| | Collins, Bart | 6 | 6 | 10 | 4:27.707 | | 25.262 | 25.655 | 26.771 | | 2 |
| | Serio, Phil | 3 | 7 | 9 | 5:09.790 | | 31.975 | 33.103 | | | 8 |
| | Lopez, Jader | 8 | 8 | 2 | 0:52.698 | | 25.323 | | | | 9 |

| Car# | 1 | 2 | 3 | 4 | 5 | 6 | 7 | 8 | 9 | 10 |
|------|----------|----------|----------|----------|----------|----------|-----------|----------|---|----|
| | Carlson | Eubanks | Serio | Chavez | Cooper | Collins | Applegate | Lopez | | |
| 1. | 5/29.821 | 8/36.234 | 7/34.910 | 3/25.851 | 6/33.208 | 4/27.541 | 2/25.419 | 1/25.323 | | |
| 2. | 5/29.318 | 7/30.903 | 8/36.663 | 2/25.180 | 6/26.370 | 4/25.853 | 1/24.855 | 3/27.375 | | |
| 3. | 6/35.895 | 5/26.046 | 7/33.114 | 1/25.753 | 4/31.061 | 2/25.262 | 3/28.848 | | | |
| 4. | 6/27.011 | 5/26.135 | 7/34.199 | 1/25.695 | 4/28.539 | 3/26.217 | 2/25.581 | | | |
| 5. | 6/27.316 | 4/26.347 | 7/34.371 | 1/25.401 | 5/26.733 | 2/25.648 | 3/26.479 | | | |
| 6. | 5/26.712 | 6/34.107 | 7/33.651 | 1/27.939 | 4/26.916 | 2/25.442 | 3/30.156 | | | |
| 7. | 5/29.415 | 6/27.182 | 7/31.975 | 1/25.484 | 4/26.636 | 2/26.663 | 3/25.437 | | | |
| 8. | 5/31.372 | 6/30.496 | 7/32.576 | 1/26.403 | 4/26.730 | 3/31.638 | 2/25.711 | | | |
| 9. | 6/28.805 | 5/25.885 | 7/38.331 | 1/25.845 | 4/28.393 | 3/26.068 | 2/25.387 | | | |
| 10. | 6/29.219 | 5/27.780 | | 1/25.798 | 4/29.352 | 3/27.375 | 2/25.186 | | | |
| 11. | 5/33.006 | 4/27.148 | | 1/24.992 | 3/26.626 | | 2/24.939 | | | |
| 12. | | | | 1/25.190 | | | 2/25.401 | | | |

| Top Qualifiers | Qual# | Laps | Race Time (Difference) | | Round | Race | Pos in Race | Fast Lap |
|------------------|-------|------|------------------------|-------|-------|------|-------------|----------|
| Applegate, Mike | 1 | 13 | 5:21.798 | | 1 | 3 | 1 | 23.766 |
| Collins, Bart | 2 | 12 | 4:56.536 | | 1 | 3 | 2 | 23.648 |
| Pettigrew, Jason | 3 | 12 | 5:04.853 | 8.317 | 1 | 3 | 3 | 23.187 |
| Eubanks, Chad | 4 | 12 | 5:04.916 | 0.063 | 1 | 3 | 4 | 24.199 |
| Chavez, Daniel | 5 | 12 | 5:09.531 | 4.615 | 2 | 3 | 1 | 24.992 |
| Cooper, Jared | 6 | 12 | 5:19.452 | 9.921 | 1 | 3 | 6 | 24.929 |
| Carlson, Glenn | 7 | 11 | 5:16.054 | | 1 | 3 | 7 | 25.831 |
| Serio, Phil | 8 | 9 | 5:05.461 | | 1 | 3 | 8 | 30.250 |
| Lopez, Jader | 9 | 2 | 52.698 | | 2 | 3 | 8 | 25.323 |

13.5 4WD Buggy

Top Qualifier is Kranz, Jeff 13/5: 21.975 (Rnd 1)

Round 2

4

Jorge Mato Run For Fun

Ser#42318

Timing and Scoring by www.RCScoringPro.com

| Sponsor | Driver Name | Car | Pos | Laps | Race Time | Behind | Fast Lap | Average Top 5 | Top 10 | Top 15 | Q# |
|---------|------------------|-----|-----|------|-----------|--------|----------|---------------|--------|--------|----|
| | Kranz, Jeff | 3 | 1 | 13 | 5:23.689 | | 24.249 | 24.502 | 24.722 | | 1 |
| | Allen, Tom | 7 | 2 | 12 | 5:03.287 | | 23.921 | 24.178 | 24.779 | | 3 |
| | Prine, Jordan | 5 | 3 | 12 | 5:06.159 | 2.872 | 23.522 | 24.053 | 24.659 | | 4 |
| | Hold, Brett | 4 | 4 | 12 | 5:24.589 | 21.302 | 24.244 | 25.278 | 26.249 | | 5 |
| | Rivera, Rob | 6 | 5 | 11 | 5:20.209 | | 25.697 | 26.508 | 28.367 | | 6 |
| | Robles, Jose | 10 | 6 | 11 | 5:29.319 | 9.110 | 25.794 | 27.364 | 29.476 | | 7 |
| | Lee, Pak | 2 | 7 | 10 | 5:01.158 | | 25.412 | 25.744 | 30.116 | | 2 |
| | White, Mackenzie | 1 | 8 | 9 | 4:49.653 | | 28.322 | 29.773 | | | 8 |
| | Rivera, Mke | 8 | 9 | 9 | 5:30.064 | 40.411 | 28.583 | 32.407 | | | 9 |
| | Hold, Kiarra | 9 | 10 | 1 | 0:27.857 | | 27.857 | | | | 10 |

| Car# | 1 | 2 | 3 | 4 | 5 | 6 | 7 | 8 | 9 | 10 |
|------|----------|----------|----------|-----------|----------|----------|----------|----------|----------|----------|
| | White | Lee | Kranz | Hold | Prine | Rivera | Allen | Rivera | Hold | Robles |
| 1. | 8/29.577 | 4/26.709 | 3/25.347 | 10/33.245 | 1/24.677 | 5/26.913 | 2/25.117 | 9/33.136 | 6/27.857 | 7/28.226 |
| 2. | 7/30.750 | 5/29.255 | 3/25.525 | 6/25.032 | 2/25.654 | 4/28.760 | 1/24.740 | 9/37.454 | | 8/32.447 |
| 3. | 7/28.322 | 6/29.838 | 2/24.765 | 5/25.301 | 3/25.546 | 4/26.969 | 1/24.295 | 9/44.284 | | 8/29.213 |
| 4. | 8/30.507 | 5/25.517 | 2/24.817 | 6/28.678 | 3/24.579 | 4/26.550 | 1/24.383 | 9/42.613 | | 7/25.794 |
| 5. | 8/34.011 | 4/25.412 | 2/25.595 | 5/26.233 | 3/29.607 | 6/30.322 | 1/24.134 | 9/43.678 | | 7/30.395 |
| 6. | 8/29.711 | 6/34.278 | 2/24.249 | 4/24.244 | 3/29.962 | 5/27.771 | 1/27.058 | 9/28.583 | | 7/26.983 |
| 7. | 8/40.441 | 7/35.724 | 2/24.935 | 4/26.965 | 3/24.062 | 5/31.614 | 1/24.254 | 9/33.398 | | 6/33.157 |
| 8. | 8/32.852 | 7/43.341 | 1/24.568 | 4/25.822 | 3/25.159 | 5/32.667 | 2/28.097 | 9/33.543 | | 6/31.971 |
| 9. | 8/33.482 | 7/25.483 | 1/25.106 | 4/25.993 | 3/24.353 | 5/25.697 | 2/25.603 | 9/33.375 | | 6/26.606 |
| 10. | | 7/25.601 | 1/24.742 | 4/28.855 | 3/23.522 | 5/36.537 | 2/23.921 | | | 6/34.562 |
| 11. | | | 1/25.087 | 4/27.217 | 3/25.287 | 5/26.409 | 2/24.287 | | | 6/29.965 |
| 12. | | | 1/24.669 | 4/27.004 | 3/23.751 | | 2/27.398 | | | |
| 13. | | | 1/24.284 | | | | | | | |

| Top Qualifiers | Qual# | Laps | Race Time (Difference) | | Round | Race | Pos in Race | Fast Lap |
|------------------|-------|------|------------------------|-------|-------|------|-------------|----------|
| Kranz, Jeff | 1 | 13 | 5:21.975 | | 1 | 4 | 1 | 23.657 |
| Lee, Pak | 2 | 12 | 5:02.283 | | 1 | 4 | 2 | 24.221 |
| Allen, Tom | 3 | 12 | 5:03.287 | 1.004 | 2 | 4 | 2 | 23.921 |
| Prine, Jordan | 4 | 12 | 5:06.159 | 2.872 | 2 | 4 | 3 | 23.522 |
| Hold, Brett | 5 | 12 | 5:23.108 | 16.94 | 1 | 4 | 4 | 24.352 |
| Rivera, Rob | 6 | 11 | 5:20.209 | | 2 | 4 | 5 | 25.697 |
| Robles, Jose | 7 | 11 | 5:29.319 | 9.110 | 2 | 4 | 6 | 25.794 |
| White, Mackenzie | 8 | 9 | 4:49.653 | | 2 | 4 | 8 | 28.322 |
| Rivera, Mike | 9 | 9 | 5:15.365 | 25.71 | 1 | 4 | 6 | 30.140 |
| Hold, Kiarra | 10 | 1 | 27.857 | | 2 | 4 | 10 | 27.857 |

4wd Mod

Round 2

Top Qualifier is Paz, Daniel 14/5: 22.185 (Rnd 1)

5

Jorge Mato Run For Fun

Ser#42318

Timing and Scoring by www.RCScoringPro.com

| Sponsor | Driver Name | Car | Pos | Laps | Race Time | Behind | Fast Lap | Average Top 5 | Top 10 | Top 15 | Q# |
|---------|----------------------------|-----|-----|------|-----------|--------|----------|---------------|--------|--------|----|
| | Paz, Daniel | 1 | 1 | 13 | 5:03.772 | | 22.352 | 22.654 | 22.950 | | 1 |
| | Butera, Gavin "The Hammer" | 4 | 2 | 13 | 5:07.461 | 3.689 | 22.739 | 22.905 | 23.224 | | 5 |
| | Mennella, Mchael | 9 | 3 | 13 | 5:08.902 | 5.130 | 22.244 | 22.635 | 23.079 | | 6 |
| | Eubanks, Chad | 2 | 4 | 13 | 5:12.341 | 8.569 | 22.907 | 23.226 | 23.561 | | 4 |
| | Lazar, Janos "Lazi" | 8 | 5 | 13 | 5:19.715 | 15.943 | 22.059 | 22.945 | 23.753 | | 2 |
| | Cooper, Jared | 6 | 6 | 12 | 5:01.044 | | 23.573 | 24.196 | 24.788 | | 7 |
| | Carlson, Glenn | 10 | 7 | 12 | 5:03.269 | 2.225 | 23.961 | 24.604 | 25.004 | | 8 |
| | Prine, Greg | 11 | 8 | 12 | 5:16.433 | 15.389 | 24.781 | 25.202 | 25.788 | | 9 |
| | Chavez, Daniel | 7 | 9 | 1 | 0:29.306 | | 29.306 | | | | 3 |
| | Forth, Bryan | 3 | 10 | 0 | | | | | | | |
| | Allen, Tom | 5 | 11 | 0 | | | | | | | |

| Car# 1 | 2 | 3 | 4 | 5 | 6 | 7 | 8 | 9 | 10 | |
|--------|----------|----------|--------|----------|--------|----------|----------|----------|----------|----------|
| Paz | Eubanks | Forth | Butera | Allen | Cooper | Chavez | Lazar | Mennella | Carlson | |
| 1. | 3/24.576 | 1/24.033 | | 7/25.701 | | 6/25.286 | 9/29.306 | 4/24.868 | 2/24.288 | 5/25.178 |
| 2. | 2/23.376 | 6/26.656 | | 5/24.663 | | 3/24.053 | | 4/24.901 | 1/23.518 | 7/25.708 |
| 3. | 1/22.908 | 3/22.927 | | 5/23.773 | | 7/26.836 | | 4/24.262 | 2/23.751 | 6/25.212 |
| 4. | 1/23.441 | 3/25.651 | | 2/24.860 | | 7/25.392 | | 4/26.075 | 5/29.093 | 6/24.951 |
| 5. | 1/23.461 | 3/23.590 | | 2/22.739 | | 7/24.908 | | 5/23.806 | 4/22.958 | 6/25.149 |
| 6. | 1/22.352 | 3/22.907 | | 2/22.935 | | 6/23.573 | | 5/25.224 | 4/23.786 | 7/24.934 |
| 7. | 1/22.597 | 3/23.327 | | 2/22.849 | | 7/25.562 | | 5/24.498 | 4/23.113 | 6/23.961 |
| 8. | 1/23.901 | 3/24.425 | | 2/23.221 | | 7/25.752 | | 5/22.059 | 4/23.407 | 6/24.863 |
| 9. | 1/25.794 | 4/23.734 | | 2/23.352 | | 6/24.841 | | 5/23.346 | 3/23.158 | 7/27.255 |
| 10. | 1/23.045 | 3/23.635 | | 2/22.836 | | 6/24.609 | | 4/22.266 | 5/24.727 | 7/25.773 |
| 11. | 1/22.780 | 3/23.377 | | 2/23.355 | | 6/23.904 | | 5/30.882 | 4/22.562 | 7/24.313 |
| 12. | 1/22.695 | 4/24.419 | | 2/23.168 | | 6/26.328 | | 5/23.247 | 3/22.244 | 7/25.972 |
| 13. | 1/22.846 | 4/23.660 | | 2/24.009 | | | | 5/24.281 | 3/22.297 | |

| Car# 11 | 12 | 13 | 14 | 15 | 16 | 17 | 18 | 19 | 20 |
|---------|----------|----|----|----|----|----|----|----|----|
| Prine | | | | | | | | | |
| 1. | 8/26.445 | | | | | | | | |
| 2. | 8/25.035 | | | | | | | | |
| 3. | 8/25.742 | | | | | | | | |
| 4. | 8/25.542 | | | | | | | | |
| 5. | 8/24.781 | | | | | | | | |
| 6. | 8/26.830 | | | | | | | | |
| 7. | 8/25.957 | | | | | | | | |
| 8. | 8/26.900 | | | | | | | | |
| 9. | 8/25.605 | | | | | | | | |
| 10. | 8/29.309 | | | | | | | | |
| 11. | 8/25.045 | | | | | | | | |
| 12. | 8/29.242 | | | | | | | | |
| 13. | | | | | | | | | |

| Top Qualifiers | Qual# | Laps | Race Time (Difference) | Round | Race | Pos in Race | Fast Lap |
|----------------------------|-------|------|------------------------|-------|------|-------------|----------|
| Paz, Daniel | 1 | 14 | 5:22.185 | 1 | 5 | 1 | 21.952 |
| Lazar, Janos "Lazi" | 2 | 13 | 5:04.711 | 1 | 5 | 2 | 22.606 |
| Chavez, Daniel | 3 | 13 | 5:05.206 | 0.495 | 1 | 5 | 22.054 |
| Eubanks, Chad | 4 | 13 | 5:06.426 | 1.220 | 1 | 5 | 21.901 |
| Butera, Gavin "The Hammer" | 5 | 13 | 5:07.461 | 1.035 | 2 | 5 | 22.739 |
| Mennella, Michael | 6 | 13 | 5:08.902 | 1.441 | 2 | 5 | 22.244 |
| Cooper, Jared | 7 | 12 | 5:01.044 | | 2 | 5 | 23.573 |
| Carlson, Glenn | 8 | 12 | 5:03.269 | 2.225 | 2 | 5 | 23.961 |
| Prine, Greg | 9 | 12 | 5:16.433 | 13.16 | 2 | 5 | 24.781 |
| Forth, Bryan | 10 | 0 | | | 1 | 5 | |

Pro 4 Mod

Top Qualifier is Paz, Daniel 13/5: 11.378 (Rnd 1)

Round 2

6

Jorge Mato Run For Fun

Ser#42318

Timing and Scoring by www.RCScoringPro.com

| Sponsor | Driver Name | Car | Pos | Laps | Race Time | Behind | Fast Lap | Average Top 5 | Top 10 | Top 15 | Q# |
|---------|---------------------|-----|-----|------|-----------|--------|----------|---------------|--------|--------|----|
| | Lazar, Janos "Lazi" | 8 | 1 | 13 | 5:16.861 | | 23.109 | 23.350 | 23.846 | | 2 |
| | Kretzschmar, Loren | 1 | 2 | 11 | 5:08.132 | | 24.875 | 25.276 | 26.608 | | 6 |
| | Reynolds, AJ | 6 | 3 | 11 | 5:31.133 | 23.001 | 25.797 | 26.610 | 28.400 | | 10 |
| | Serio, Phil | 3 | 4 | 10 | 5:27.136 | | 28.794 | 30.339 | 32.714 | | 14 |
| | Baio, Joe | 7 | 5 | 9 | 5:02.084 | | 28.388 | 31.405 | | | 15 |
| | Honcho, Mke | 2 | 6 | 9 | 5:02.628 | 0.544 | 29.425 | 30.547 | | | 12 |
| | Lee, Alain | 5 | 7 | 8 | 5:01.972 | | 35.068 | 35.690 | | | 16 |
| | Blume, Richard | 4 | 8 | 8 | 5:21.336 | 19.364 | 33.043 | 36.459 | | | 17 |

| Car# 1 | 2 | 3 | 4 | 5 | 6 | 7 | 8 | 9 | 10 |
|--------------|----------|----------|----------|----------|----------|----------|----------|---|----|
| Kretzschmar | Honcho | Serio | Blume | Lee | Reynolds | Baio | Lazar | | |
| 1. 2/24.875 | 6/33.805 | 4/31.845 | 7/35.102 | 8/43.753 | 3/29.101 | 5/32.921 | 1/24.204 | | |
| 2. 2/25.368 | 5/29.425 | 4/30.623 | 7/37.604 | 8/36.216 | 3/26.846 | 6/33.763 | 1/24.514 | | |
| 3. 2/30.362 | 4/29.606 | 5/34.708 | 8/53.582 | 7/38.687 | 3/27.968 | 6/38.260 | 1/24.545 | | |
| 4. 3/42.052 | 4/38.509 | 5/34.326 | 8/44.916 | 7/35.201 | 2/32.540 | 6/30.313 | 1/25.405 | | |
| 5. 2/25.711 | 4/30.490 | 5/31.412 | 8/38.733 | 7/36.201 | 3/33.140 | 6/36.320 | 1/23.775 | | |
| 6. 2/26.186 | 5/36.549 | 4/33.254 | 8/37.813 | 7/35.068 | 3/28.200 | 6/32.311 | 1/26.397 | | |
| 7. 2/25.161 | 6/41.031 | 4/28.794 | 8/33.043 | 7/35.763 | 3/27.048 | 5/33.092 | 1/23.262 | | |
| 8. 2/25.266 | 6/30.418 | 4/29.023 | 8/40.543 | 7/41.083 | 3/26.101 | 5/28.388 | 1/23.460 | | |
| 9. 2/29.154 | 6/32.795 | 4/39.236 | | | 3/27.257 | 5/36.716 | 1/23.109 | | |
| 10. 2/27.886 | | 4/33.915 | | | 3/25.797 | | 1/23.740 | | |
| 11. 2/26.111 | | | | | 3/47.135 | | 1/23.177 | | |
| 12. | | | | | | | 1/26.599 | | |
| 13. | | | | | | | 1/24.674 | | |

| Top Qualifiers | Qual# | Laps | Race Time (Difference) | Round | Race | Pos in Race | Fast Lap |
|---------------------|-------|------|------------------------|-------|------|-------------|----------|
| Paz, Daniel | 1 | 13 | 5:11.378 | 1 | 7 | 1 | 22.676 |
| Lazar, Janos "Lazi" | 2 | 13 | 5:16.861 5.483 | 2 | 6 | 1 | 23.109 |
| Iler, David | 3 | 13 | 5:24.571 7.710 | 1 | 7 | 2 | 23.781 |
| Kranz, Jeff | 4 | 12 | 5:15.521 | 1 | 7 | 3 | 24.127 |
| Carlson, Glenn | 5 | 12 | 5:22.369 6.848 | 1 | 7 | 4 | 24.032 |
| Kretzschmar, Loren | 6 | 11 | 5:07.337 | 1 | 6 | 2 | 24.414 |
| Iler, Jessica | 7 | 11 | 5:10.071 2.734 | 1 | 7 | 5 | 26.062 |
| Barbera, Joe | 8 | 11 | 5:16.596 6.525 | 1 | 7 | 6 | 25.029 |
| Jones, Jeff | 9 | 11 | 5:18.272 1.676 | 1 | 7 | 7 | 26.747 |
| Reynolds, AJ | 10 | 11 | 5:31.133 12.86 | 2 | 6 | 3 | 25.797 |

Pro 4 Mod

Top Qualifier is Paz, Daniel 13/5: 11.378 (Rnd 1)

Round 2

7

Jorge Mato Run For Fun

Ser#42318

Timing and Scoring by www.RCScoringPro.com

| Sponsor | Driver Name | Car | Pos | Laps | Race Time | Behind | Fast Lap | Average Top 5 | Top 10 | Top 15 | Q# |
|---------|----------------|-----|-----|------|-----------|--------|----------|---------------|--------|--------|----|
| | Paz, Daniel | 2 | 1 | 13 | 5:10.271 | | 22.471 | 23.094 | 23.447 | | 1 |
| | Kranz, Jeff | 7 | 2 | 13 | 5:22.197 | 11.926 | 24.238 | 24.355 | 24.608 | | 3 |
| | Iler, David | 6 | 3 | 12 | 5:07.227 | | 23.255 | 23.928 | 24.532 | | 4 |
| | Carlson, Glenn | 8 | 4 | 12 | 5:16.251 | 9.024 | 24.114 | 24.593 | 25.458 | | 5 |
| | Barbera, Joe | 5 | 5 | 11 | 5:04.680 | | 26.156 | 26.435 | 27.351 | | 6 |
| | Iler, Jessica | 4 | 6 | 11 | 5:06.664 | 1.984 | 25.608 | 26.625 | 27.451 | | 7 |
| | Mato, Jose | 1 | 7 | 11 | 5:14.655 | 9.975 | 27.072 | 27.760 | 28.354 | | 9 |
| | Jones, Jeff | 3 | 8 | 11 | 5:15.587 | 10.907 | 27.280 | 27.493 | 28.514 | | 10 |
| | Unknown | 9 | 9 | 9 | 5:30.061 | | 30.590 | 32.667 | | | 12 |

| Car# | 1 | 2 | 3 | 4 | 5 | 6 | 7 | 8 | 9 | 10 |
|------|----------|----------|----------|----------|----------|----------|----------|----------|----------|----|
| | Mato | Paz | Jones | Iler | Barbera | Iler | Kranz | Carlson | Unknown | |
| 1. | 7/28.940 | 1/23.208 | 6/28.823 | 5/28.143 | 4/27.341 | 3/25.713 | 2/25.101 | 8/30.552 | 9/33.149 | |
| 2. | 8/28.822 | 1/25.646 | 6/27.377 | 7/28.382 | 4/26.461 | 2/23.938 | 3/25.298 | 5/25.209 | 9/31.182 | |
| 3. | 7/28.411 | 1/23.952 | 8/30.180 | 6/29.135 | 5/27.111 | 3/25.947 | 2/24.290 | 4/24.114 | 9/37.044 | |
| 4. | 8/27.723 | 1/23.110 | 7/27.280 | 6/27.235 | 5/30.034 | 4/29.758 | 2/24.690 | 3/24.675 | 9/34.904 | |
| 5. | 8/28.238 | 1/26.153 | 7/27.631 | 6/27.311 | 4/26.393 | 5/32.148 | 2/24.725 | 3/28.541 | 9/30.590 | |
| 6. | 7/27.072 | 1/23.734 | 8/30.443 | 6/26.585 | 5/27.591 | 4/24.279 | 2/24.940 | 3/24.422 | 9/33.510 | |
| 7. | 7/29.798 | 1/23.720 | 8/27.592 | 6/28.418 | 5/29.258 | 3/23.255 | 2/24.847 | 4/31.118 | 9/37.753 | |
| 8. | 8/31.119 | 1/24.002 | 7/30.396 | 6/32.152 | 5/26.797 | 3/24.524 | 2/24.561 | 4/24.547 | 9/55.334 | |
| 9. | 8/28.654 | 1/23.923 | 7/27.925 | 6/26.555 | 5/31.170 | 3/24.819 | 2/25.194 | 4/25.437 | 9/36.595 | |
| 10. | 8/27.357 | 1/22.471 | 7/27.587 | 6/27.140 | 5/26.156 | 3/24.677 | 2/24.238 | 4/26.165 | | |
| 11. | 7/28.521 | 1/23.167 | 8/30.353 | 6/25.608 | 5/26.368 | 3/24.398 | 2/24.278 | 4/25.840 | | |
| 12. | | 1/23.671 | | | | 3/23.771 | 2/24.406 | 4/25.631 | | |
| 13. | | 1/23.514 | | | | | 2/25.629 | | | |

| Top Qualifiers | Qual# | Laps | Race Time (Difference) | Round | Race | Pos in Race | Fast Lap |
|---------------------|-------|------|------------------------|-------|------|-------------|----------|
| Paz, Daniel | 1 | 13 | 5:10.271 | 2 | 7 | 1 | 22.471 |
| Lazar, Janos "Lazi" | 2 | 13 | 5:16.861 6.590 | 2 | 6 | 1 | 23.109 |
| Kranz, Jeff | 3 | 13 | 5:22.197 5.336 | 2 | 7 | 2 | 24.238 |
| Iler, David | 4 | 13 | 5:24.571 2.374 | 1 | 7 | 2 | 23.781 |
| Carlson, Glenn | 5 | 12 | 5:16.251 | 2 | 7 | 4 | 24.114 |
| Barbera, Joe | 6 | 11 | 5:04.680 | 2 | 7 | 5 | 26.156 |
| Iler, Jessica | 7 | 11 | 5:06.664 1.984 | 2 | 7 | 6 | 25.608 |
| Kretschmar, Loren | 8 | 11 | 5:07.337 0.673 | 1 | 6 | 2 | 24.414 |
| Mato, Jose | 9 | 11 | 5:14.655 7.318 | 2 | 7 | 7 | 27.072 |
| Jones, Jeff | 10 | 11 | 5:15.587 0.932 | 2 | 7 | 8 | 27.280 |

E-buggy

Top Qualifier is Lazar, Janos "Lazi" 14/5: 20.915 (Rnd 1)

Round 2

8

Jorge Mato Run For Fun

Ser#42318

Timing and Scoring by www.RCScoringPro.com

| Sponsor | Driver Name | Car | Pos | Laps | Race Time | Behind | Fast Lap | Average Top 5 | Top 10 | Top 15 | Q# |
|---------|-------------------|-----|-----|------|-----------|--------|----------|---------------|--------|--------|----|
| | Perez, Luis | 8 | 1 | 14 | 5:21.420 | | 21.964 | 22.390 | 22.704 | | 2 |
| | Collins, Bart | 4 | 2 | 13 | 5:18.865 | | 22.321 | 22.879 | 23.651 | | 3 |
| | Schaefer, Chris | 1 | 3 | 12 | 5:02.381 | | 24.000 | 24.204 | 24.687 | | 6 |
| | White, Travis | 6 | 4 | 12 | 5:17.876 | 15.495 | 23.511 | 24.351 | 25.849 | | 7 |
| | Honcho, Mke | 2 | 5 | 11 | 5:05.282 | | 24.789 | 26.374 | 27.401 | | 8 |
| | Hancock, John | 7 | 6 | 11 | 5:23.651 | 18.369 | 27.164 | 27.559 | 29.026 | | 12 |
| | Blume, Richard | 3 | 7 | 9 | 4:58.991 | | 27.829 | 30.162 | | | 13 |
| | Kirkpatrick, Matt | 5 | 8 | 0 | | | | | | | |

| Car# | 1 | 2 | 3 | 4 | 5 | 6 | 7 | 8 | 9 | 10 |
|------|----------|----------|----------|----------|-------------|----------|----------|----------|---|----|
| | Schaefer | Honcho | Blume | Collins | Kirkpatrick | White | Hancock | Perez | | |
| 1. | 3/26.245 | 4/26.371 | 7/34.111 | 2/23.099 | | 5/28.197 | 6/29.399 | 1/22.875 | | |
| 2. | 3/24.909 | 4/28.129 | 7/28.791 | 2/28.025 | | 5/28.000 | 6/27.792 | 1/21.964 | | |
| 3. | 2/27.588 | 5/31.273 | 7/31.084 | 3/28.395 | | 4/23.511 | 6/33.386 | 1/23.063 | | |
| 4. | 2/24.317 | 5/24.789 | 7/38.900 | 3/25.934 | | 4/26.964 | 6/27.938 | 1/22.269 | | |
| 5. | 2/24.102 | 5/27.949 | 7/31.737 | 4/25.891 | | 3/24.077 | 6/29.133 | 1/23.234 | | |
| 6. | 2/24.635 | 5/27.131 | 7/39.172 | 3/23.291 | | 4/31.187 | 6/27.503 | 1/23.021 | | |
| 7. | 2/24.000 | 5/26.829 | 7/31.371 | 3/22.891 | | 4/26.599 | 6/27.164 | 1/24.209 | | |
| 8. | 3/27.925 | 5/29.077 | 7/27.829 | 2/23.584 | | 4/24.207 | 6/31.610 | 1/23.051 | | |
| 9. | 3/25.511 | 5/26.748 | 7/35.996 | 2/23.839 | | 4/27.429 | 6/27.399 | 1/23.085 | | |
| 10. | 3/24.313 | 5/27.395 | | 2/23.915 | | 4/27.745 | 6/32.599 | 1/22.822 | | |
| 11. | 3/24.289 | 5/29.591 | | 2/22.321 | | 4/25.117 | 6/29.728 | 1/22.310 | | |
| 12. | 3/24.547 | | | 2/24.886 | | 4/24.843 | | 1/22.584 | | |
| 13. | | | | 2/22.794 | | | | 1/23.245 | | |
| 14. | | | | | | | | 1/23.688 | | |

| Top Qualifiers | Qual# | Laps | Race Time (Difference) | Round | Race | Pos in Race | Fast Lap |
|----------------------------|-------|------|------------------------|-------|------|-------------|----------|
| Lazar, Janos "Lazi" | 1 | 14 | 5:20.915 | 1 | 9 | 1 | 22.055 |
| Perez, Luis | 2 | 14 | 5:21.420 0.505 | 2 | 8 | 1 | 21.964 |
| Collins, Bart | 3 | 13 | 5:09.683 | 1 | 8 | 2 | 22.737 |
| Mennella, Michael | 4 | 13 | 5:15.739 6.056 | 1 | 9 | 2 | 22.848 |
| Butera, Gavin "The Hammer" | 5 | 13 | 5:17.035 1.296 | 1 | 9 | 3 | 22.851 |
| Schaefer, Chris | 6 | 13 | 5:20.453 3.418 | 1 | 8 | 3 | 23.719 |
| White, Travis | 7 | 12 | 5:13.087 | 1 | 8 | 4 | 23.955 |
| Honcho, Mike | 8 | 11 | 5:05.282 | 2 | 8 | 5 | 24.789 |
| Hold, Kiarra | 9 | 11 | 5:05.296 0.014 | 1 | 9 | 4 | 25.212 |
| Phillips, Bill | 10 | 11 | 5:06.078 0.782 | 1 | 9 | 5 | 25.244 |

E-buggy

Top Qualifier is Lazar, Janos "Lazi" 14/5:20.915 (Rnd 1)

Round 2

9

Jorge Mato Run For Fun

Ser#42318

Timing and Scoring by www.RCScoringPro.com

| Sponsor | Driver Name | Car | Pos | Laps | Race Time | Behind | Fast Lap | Average Top 5 | Top 10 | Top 15 | Q# |
|---------|----------------------------|-----|-----|------|-----------|--------|----------|---------------|--------|--------|----|
| | Mennella, Mchael | 3 | 1 | 13 | 5:06.008 | | 22.768 | 22.970 | 23.199 | | 3 |
| | Lazar, Janos "Lazi" | 6 | 2 | 13 | 5:13.998 | 7.990 | 22.182 | 22.585 | 23.268 | | 1 |
| | Butera, Gavin "The Hammer" | 2 | 3 | 13 | 5:15.515 | 9.507 | 22.369 | 23.023 | 23.338 | | 5 |
| | Rodriguez, Fred | 7 | 4 | 11 | 4:55.083 | | 25.508 | 25.643 | 26.482 | | 8 |
| | Hold, Kiarra | 1 | 5 | 11 | 5:09.840 | 14.757 | 25.876 | 26.433 | 27.347 | | 10 |
| | White, Mackenzie | 4 | 6 | 10 | 5:31.095 | | 29.332 | 30.373 | 33.109 | | 13 |
| | Hold, Brett | 5 | 7 | 0 | | | | | | | |
| | Phillips, Bill | 9 | 8 | 0 | | | | | | | |
| | Reyes, Jaron | 8 | 9 | 0 | | | | | | | |

| Car# | 1 | 2 | 3 | 4 | 5 | 6 | 7 | 8 | 9 | 10 |
|------|----------|----------|----------|----------|------|----------|-----------|-------|----------|----|
| | Hold | Butera | Mennella | White | Hold | Lazar | Rodriguez | Reyes | Phillips | |
| 1. | 5/27.731 | 3/23.669 | 2/23.241 | 6/38.296 | | 1/22.654 | 4/25.921 | | | |
| 2. | 5/26.318 | 1/22.369 | 2/26.060 | 6/38.749 | | 3/26.927 | 4/25.545 | | | |
| 3. | 5/26.688 | 1/23.594 | 2/23.576 | 6/32.747 | | 3/26.789 | 4/26.833 | | | |
| 4. | 5/26.850 | 1/23.166 | 2/23.479 | 6/37.391 | | 3/23.722 | 4/27.057 | | | |
| 5. | 5/25.876 | 2/29.220 | 1/23.179 | 6/32.045 | | 3/23.207 | 4/25.649 | | | |
| 6. | 5/36.366 | 2/23.206 | 1/24.077 | 6/30.256 | | 3/22.243 | 4/25.508 | | | |
| 7. | 5/26.431 | 2/23.861 | 1/22.768 | 6/30.068 | | 3/27.605 | 4/27.094 | | | |
| 8. | 5/27.318 | 2/23.308 | 1/22.901 | 6/29.332 | | 3/22.640 | 4/29.358 | | | |
| 9. | 5/32.428 | 3/28.922 | 1/23.105 | 6/31.070 | | 2/22.182 | 4/25.591 | | | |
| 10. | 5/26.899 | 3/23.152 | 1/23.876 | 6/31.141 | | 2/25.017 | 4/30.261 | | | |
| 11. | 5/26.935 | 3/23.834 | 1/22.954 | | | 2/23.674 | 4/26.266 | | | |
| 12. | | 3/23.994 | 1/23.120 | | | 2/23.710 | | | | |
| 13. | | 3/23.220 | 1/23.672 | | | 2/23.628 | | | | |

| Top Qualifiers | Qual# | Laps | Race Time (Difference) | Round | Race | Pos in Race | Fast Lap |
|----------------------------|-------|------|------------------------|-------|------|-------------|----------|
| Lazar, Janos "Lazi" | 1 | 14 | 5:20.915 | 1 | 9 | 1 | 22.055 |
| Perez, Luis | 2 | 14 | 5:21.420 0.505 | 2 | 8 | 1 | 21.964 |
| Mennella, Michael | 3 | 13 | 5:06.008 | 2 | 9 | 1 | 22.768 |
| Collins, Bart | 4 | 13 | 5:09.683 3.675 | 1 | 8 | 2 | 22.737 |
| Butera, Gavin "The Hammer" | 5 | 13 | 5:15.515 5.832 | 2 | 9 | 3 | 22.369 |
| Schaefer, Chris | 6 | 13 | 5:20.453 4.938 | 1 | 8 | 3 | 23.719 |
| White, Travis | 7 | 12 | 5:13.087 | 1 | 8 | 4 | 23.955 |
| Rodriguez, Fred | 8 | 11 | 4:55.083 | 2 | 9 | 4 | 25.508 |
| Honcho, Mike | 9 | 11 | 5:05.282 10.19 | 2 | 8 | 5 | 24.789 |
| Hold, Kiarra | 10 | 11 | 5:05.296 0.014 | 1 | 9 | 4 | 25.212 |

Nitro Buggy

Top Qualifier is Angelides, Nick 13/5: 07.661 (Rnd 1)

Round 2

10

Jorge Mato Run For Fun

Ser#42318

Timing and Scoring by www.RCScoringPro.com

| Sponsor | Driver Name | Car | Pos | Laps | Race Time | Behind | Fast Lap | Average Top 5 | Top 10 | Top 15 | Q# |
|---------|-------------------|-----|-----|------|-----------|--------|----------|---------------|--------|--------|----|
| | Angelides, Nick | 6 | 1 | 13 | 5:10.790 | | 22.973 | 23.158 | 23.473 | | 1 |
| | Kirkpatrick, Matt | 4 | 2 | 13 | 5:24.289 | 13.499 | 23.951 | 24.337 | 24.741 | | 4 |
| | Barbera, Joe | 2 | 3 | 12 | 5:08.201 | | 24.164 | 24.933 | 25.498 | | 5 |
| | Perez, Luis | 3 | 4 | 12 | 5:11.227 | 3.026 | 22.842 | 23.236 | 24.679 | | 2 |
| | Reyes, Yoandy | 5 | 5 | 11 | 5:07.285 | | 24.155 | 25.207 | 27.370 | | 6 |
| | Mennella, Mchael | 7 | 6 | 8 | 3:16.510 | | 22.295 | 23.048 | | | 3 |
| | Gutierrez, Carlos | 8 | 7 | 8 | 5:43.340 | 46.830 | 36.032 | 39.195 | | | 7 |
| | Iler, David | 1 | 8 | 0 | | | | | | | |

| Car# 1 | 2 | 3 | 4 | 5 | 6 | 7 | 8 | 9 | 10 |
|--------|----------|----------|-------------|----------|-----------|----------|-----------|---|----|
| Iler | Barbera | Perez | Kirkpatrick | Reyes | Angelides | Mennella | Gutierrez | | |
| 1. | 5/25.647 | 6/26.011 | 4/25.178 | 3/24.778 | 2/23.611 | 1/22.771 | 7/39.336 | | |
| 2. | 5/25.986 | 6/32.727 | 4/26.052 | 3/24.745 | 2/24.958 | 1/22.295 | 7/38.456 | | |
| 3. | 5/26.195 | 6/23.870 | 4/25.422 | 3/26.245 | 1/23.011 | 2/28.184 | 7/49.400 | | |
| 4. | 4/25.793 | 5/22.847 | 3/24.699 | 6/30.095 | 1/22.973 | 2/24.106 | 7/36.032 | | |
| 5. | 4/26.628 | 5/29.123 | 3/24.773 | 6/30.710 | 1/23.875 | 2/23.915 | 7/52.391 | | |
| 6. | 4/26.592 | 5/22.842 | 3/25.069 | 6/28.952 | 1/23.526 | 2/22.767 | 7/45.573 | | |
| 7. | 5/25.402 | 4/23.501 | 3/23.951 | 6/33.587 | 1/23.418 | 2/28.980 | 7/37.749 | | |
| 8. | 5/24.596 | 4/24.236 | 3/24.245 | 6/26.110 | 1/24.150 | 2/23.492 | 7/44.403 | | |
| 9. | 3/26.077 | 4/31.715 | 2/25.382 | 5/24.155 | 1/23.782 | | | | |
| 10. | 3/26.264 | 4/26.860 | 2/24.397 | 5/28.364 | 1/23.209 | | | | |
| 11. | 3/24.164 | 4/24.374 | 2/25.409 | 5/29.544 | 1/26.327 | | | | |
| 12. | 3/24.857 | 4/23.121 | 2/25.320 | | 1/23.177 | | | | |
| 13. | | | 2/24.392 | | 1/24.773 | | | | |

| Top Qualifiers | Qual# | Laps | Race Time (Difference) | Round | Race | Pos in Race | Fast Lap |
|-------------------|-------|------|------------------------|-------|------|-------------|----------|
| Angelides, Nick | 1 | 13 | 5:07.661 | 1 | 10 | 1 | 22.995 |
| Perez, Luis | 2 | 13 | 5:09.232 1.571 | 1 | 10 | 2 | 22.472 |
| Mennella, Michael | 3 | 13 | 5:17.147 7.915 | 1 | 10 | 3 | 22.721 |
| Kirkpatrick, Matt | 4 | 13 | 5:24.289 7.142 | 2 | 10 | 2 | 23.951 |
| Barbera, Joe | 5 | 12 | 5:08.201 | 2 | 10 | 3 | 24.164 |
| Reyes, Yoandy | 6 | 11 | 5:07.285 | 2 | 10 | 5 | 24.155 |
| Gutierrez, Carlos | 7 | 8 | 5:43.340 | 2 | 10 | 7 | 36.032 |
| Iler, David | 8 | 0 | | 1 | 10 | 8 | |

Pro 4 Mod (B Main)

Top Qualifier is Paz, Daniel 13/5: 10.271 (Rnd 2)

Round 3

2

Jorge Mato Run For Fun

Ser#42318

Timing and Scoring by www.RCScoringPro.com

| Sponsor | Driver Name | Car | Pos | Laps | Race Time | Behind | Fast Lap | Average Top 5 | Top 10 | Top 15 | Q# |
|---------|----------------|-----|-----|------|-----------|--------|----------|---------------|--------|--------|----|
| | Reynolds, AJ | 3 | 1 | 12 | 5:21.730 | | 24.701 | 25.236 | 26.298 | | 11 |
| | Jones, Jeff | 2 | 2 | 11 | 5:02.166 | | 25.340 | 25.943 | 27.163 | | 10 |
| | Mato, Jose | 1 | 3 | 11 | 5:05.354 | 3.188 | 25.241 | 25.666 | 26.762 | | 9 |
| | Serio, Phil | 6 | 4 | 11 | 5:20.488 | 18.322 | 27.218 | 27.766 | 28.793 | | 14 |
| | Forth, Bryan | 4 | 5 | 11 | 5:38.357 | 36.191 | 25.857 | 27.181 | 29.702 | | 12 |
| | Honcho, Mke | 5 | 6 | 10 | 4:41.576 | | 25.560 | 26.428 | 28.158 | | 13 |
| | Baio, Joe | 7 | 7 | 9 | 5:00.303 | | 26.761 | 30.345 | | | 15 |
| | Lee, Alain | 8 | 8 | 9 | 5:36.570 | 36.267 | 31.326 | 34.670 | | | 16 |
| | Blume, Richard | 9 | 9 | 0 | | | | | | | 17 |

| Car# | 1 | 2 | 3 | 4 | 5 | 6 | 7 | 8 | 9 | 10 |
|------|----------|----------|----------|----------|----------|----------|----------|----------|-------|----|
| | Mato | Jones | Reynolds | Forth | Honcho | Serio | Baio | Lee | Blume | |
| 1. | 8/37.731 | 2/28.660 | 1/25.375 | 7/37.011 | 4/31.070 | 3/29.259 | 6/35.126 | 5/31.763 | | |
| 2. | 7/28.318 | 2/26.196 | 1/24.701 | 8/30.396 | 3/26.984 | 4/32.149 | 6/30.483 | 5/31.326 | | |
| 3. | 5/29.567 | 2/25.340 | 1/29.355 | 6/28.926 | 3/25.560 | 4/28.694 | 7/34.139 | 8/39.591 | | |
| 4. | 5/25.974 | 2/30.219 | 1/25.458 | 6/26.752 | 3/27.490 | 4/28.562 | 7/26.761 | 8/40.411 | | |
| 5. | 5/25.241 | 2/29.023 | 1/25.609 | 6/30.303 | 3/34.613 | 4/27.218 | 7/30.003 | 8/43.869 | | |
| 6. | 4/27.147 | 2/26.192 | 1/25.035 | 6/34.478 | 3/27.719 | 5/32.561 | 7/36.798 | 8/34.472 | | |
| 7. | 4/26.472 | 2/25.883 | 1/27.632 | 6/28.091 | 3/26.489 | 5/28.611 | 7/30.341 | 8/39.350 | | |
| 8. | 3/25.905 | 2/27.744 | 1/26.233 | 6/25.857 | 4/28.542 | 5/27.749 | 7/37.360 | 8/37.275 | | |
| 9. | 3/27.790 | 2/26.104 | 1/28.692 | 6/28.266 | 4/26.309 | 5/27.924 | 7/39.292 | 8/38.513 | | |
| 10. | 3/25.641 | 2/26.267 | 1/29.399 | 6/26.941 | 4/26.800 | 5/27.377 | | | | |
| 11. | 3/25.568 | 2/30.538 | 1/26.900 | 5/41.336 | | 4/30.384 | | | | |
| 12. | | | 1/27.341 | | | | | | | |

E-buggy (B Main)

Top Qualifier is Lazar, Janos "Lazi" 14/5: 20.915 (Rnd 1)

Round 3

3

Jorge Mato Run For Fun

Ser#42318

Timing and Scoring by www.RCScoringPro.com

| Sponsor | Driver Name | Car | Pos | Laps | Race Time | Behind | Fast Lap | Average Top 5 | Top 10 | Top 15 | Q# |
|---------|-------------------|-----|-----|------|-----------|--------|----------|------------------|--------|--------|----|
| | Kirkpatrick, Matt | 9 | 1 | 13 | 5:21.484 | | 23.117 | 23.549 | 24.060 | | 17 |
| | Hold, Kiarra | 2 | 2 | 12 | 5:02.730 | | 24.047 | 24.299 | 24.730 | | 10 |
| | Honcho, Mke | 1 | 3 | 12 | 5:38.751 | 36.021 | 23.415 | 25.419 | 26.880 | | 9 |
| | White, Mackenzie | 5 | 4 | 10 | 5:01.303 | | 27.208 | 28.339 | 30.130 | | 13 |
| | Hancock, John | 4 | 5 | 10 | 5:04.811 | 3.508 | 26.603 | 28.392 | 30.481 | | 12 |
| | Reyes, Jaron | 7 | 6 | 5 | 5:11.790 | | 28.603 | 62.358 | | | 15 |
| | Phillips, Bill | 3 | 7 | 0 | | | | | | | 11 |
| | Blume, Richard | 6 | 8 | 0 | | | | | | | 14 |
| | Hold, Brett | 8 | 9 | 0 | | | | | | | 16 |

| Car# | 1 | 2 | 3 | 4 | 5 | 6 | 7 | 8 | 9 | 10 |
|------|----------|----------|----------|----------|----------|-------|-----------|------|-------------|----|
| | Honcho | Hold | Phillips | Hancock | White | Blume | Reyes | Hold | Kirkpatrick | |
| 1. | 4/28.806 | 1/24.047 | | 2/26.603 | 5/32.749 | | 6/183.682 | | 3/27.210 | |
| 2. | 4/29.478 | 1/25.340 | | 3/30.315 | 5/29.349 | | 6/32.674 | | 2/23.117 | |
| 3. | 4/27.419 | 1/26.280 | | 3/27.360 | 5/31.169 | | 6/34.167 | | 2/25.968 | |
| 4. | 3/25.781 | 1/24.260 | | 4/33.571 | 5/28.585 | | 6/32.664 | | 2/24.046 | |
| 5. | 3/24.914 | 1/24.382 | | 4/30.099 | 5/34.288 | | 6/28.603 | | 2/24.584 | |
| 6. | 3/27.178 | 1/25.140 | | 4/28.683 | 5/29.458 | | | | 2/25.276 | |
| 7. | 3/23.415 | 1/24.498 | | 4/29.538 | 5/28.356 | | | | 2/24.962 | |
| 8. | 3/30.142 | 1/24.306 | | 4/29.774 | 5/27.208 | | | | 2/23.624 | |
| 9. | 3/28.827 | 2/29.146 | | 5/37.204 | 4/28.196 | | | | 1/23.991 | |
| 10. | 3/26.615 | 2/26.011 | | 5/31.664 | 4/31.945 | | | | 1/23.809 | |
| 11. | 3/26.369 | 2/24.638 | | | | | | | 1/23.825 | |
| 12. | 3/39.807 | 2/24.682 | | | | | | | 1/23.369 | |
| 13. | | | | | | | | | 1/27.703 | |

2WD Modified Buggy (A Main)

Top Qualifier is Applegate, Mike 13/5: 21.798 (Rnd 1)

Round 3

5

Jorge Mato Run For Fun

Ser#42318

Timing and Scoring by www.RCScoringPro.com

| Sponsor | Driver Name | Car | Pos | Laps | Race Time | Behind | Fast Lap | Average Top 5 | Top 10 | Top 15 | Q# |
|---------|----------------|-----|-----|------|-----------|--------|----------|---------------|--------|--------|----|
| | Collins, Bart | 2 | 1 | 13 | 5:06.207 | | 21.421 | 22.747 | 23.152 | | 2 |
| | Chavez, Daniel | 5 | 2 | 13 | 5:08.434 | 2.227 | 23.200 | 23.479 | 23.620 | | 5 |
| | Eubanks, Chad | 4 | 3 | 13 | 5:15.564 | 9.357 | 22.653 | 22.970 | 23.587 | | 4 |
| | Lopez, Jader | 3 | 4 | 13 | 5:17.358 | 11.151 | 22.685 | 22.905 | 23.313 | | 3 |
| | Carlson, Glenn | 7 | 5 | 12 | 5:04.255 | | 24.323 | 24.621 | 24.992 | | 7 |
| | Cooper, Jared | 6 | 6 | 8 | 3:32.557 | | 24.170 | 24.971 | | | 6 |
| | Applegate, Mke | 1 | 7 | 0 | | | | | | | 1 |
| | Serio, Phil | 8 | 8 | 0 | | | | | | | 8 |

| Car# | 1 | 2 | 3 | 4 | 5 | 6 | 7 | 8 | 9 | 10 |
|------|-----------|----------|----------|----------|----------|----------|----------|-------|---|----|
| | Applegate | Collins | Lopez | Eubanks | Chavez | Cooper | Carlson | Serio | | |
| 1. | | 1/21.421 | 5/28.099 | 6/29.033 | 2/23.588 | 4/25.853 | 3/24.995 | | | |
| 2. | | 1/22.900 | 6/28.471 | 5/22.969 | 2/23.387 | 4/24.170 | 3/24.556 | | | |
| 3. | | 1/23.864 | 6/23.291 | 5/23.898 | 2/23.778 | 4/25.432 | 3/25.226 | | | |
| 4. | | 1/22.944 | 6/23.686 | 3/23.138 | 2/23.200 | 5/24.823 | 4/24.761 | | | |
| 5. | | 1/23.952 | 5/23.302 | 4/25.826 | 2/23.816 | 6/27.501 | 3/24.840 | | | |
| 6. | | 1/23.082 | 5/22.839 | 4/24.156 | 2/23.661 | 6/24.579 | 3/24.323 | | | |
| 7. | | 1/23.388 | 4/24.224 | 3/24.468 | 2/23.688 | 6/26.885 | 5/25.878 | | | |
| 8. | | 1/26.872 | 4/24.100 | 3/23.425 | 2/24.014 | 6/33.314 | 5/25.513 | | | |
| 9. | | 1/23.512 | 3/22.941 | 4/24.305 | 2/23.752 | | 5/24.624 | | | |
| 10. | | 1/23.478 | 3/22.685 | 4/24.830 | 2/23.559 | | 5/27.931 | | | |
| 11. | | 1/23.525 | 3/22.945 | 4/22.665 | 2/23.768 | | 5/25.205 | | | |
| 12. | | 1/23.701 | 4/27.659 | 3/22.653 | 2/23.868 | | 5/26.403 | | | |
| 13. | | 1/23.568 | 4/23.116 | 3/24.198 | 2/24.355 | | | | | |

13.5 4WD Buggy (A Main)

Top Qualifier is Kranz, Jeff 13/5: 21.975 (Rnd 1)

Round 3

6

Jorge Mato Run For Fun

Ser#42318

Timing and Scoring by www.RCScoringPro.com

| Sponsor | Driver Name | Car | Pos | Laps | Race Time | Behind | Fast Lap | Average Top 5 | Top 10 | Top 15 | Q# |
|---------|------------------|-----|-----|------|-----------|--------|----------|------------------|--------|--------|----|
| | Kranz, Jeff | 1 | 1 | 13 | 5:08.680 | | 22.967 | 23.175 | 23.355 | | 1 |
| | Allen, Tom | 3 | 2 | 13 | 5:16.864 | 8.184 | 23.015 | 23.250 | 23.586 | | 3 |
| | Prine, Jordan | 4 | 3 | 13 | 5:26.741 | 18.061 | 23.624 | 23.820 | 24.073 | | 4 |
| | Lee, Pak | 2 | 4 | 12 | 5:03.029 | | 23.647 | 24.388 | 24.774 | | 2 |
| | Hold, Brett | 5 | 5 | 11 | 5:02.199 | | 23.722 | 24.338 | 26.667 | | 5 |
| | Robles, Jose | 7 | 6 | 11 | 5:15.661 | 13.462 | 25.824 | 26.612 | 28.233 | | 7 |
| | White, Mackenzie | 8 | 7 | 10 | 5:10.291 | | 26.508 | 27.540 | 31.029 | | 8 |
| | Rivera, Mke | 9 | 8 | 10 | 5:17.802 | 7.511 | 29.377 | 29.957 | 31.780 | | 9 |
| | Rivera, Rob | 6 | 9 | 7 | 3:35.353 | | 26.630 | 29.670 | | | 6 |
| | Hold, Kiarra | 10 | 10 | 0 | | | | | | | 10 |

| Car# | 1 Kranz | 2 Lee | 3 Allen | 4 Prine | 5 Hold | 6 Rivera | 7 Robles | 8 White | 9 Rivera | 10 Hold |
|------|------------|----------|------------|------------|-----------|-------------|-------------|------------|-------------|------------|
| 1. | 1/23.078 | 2/23.647 | 6/29.342 | 3/24.367 | 4/26.681 | 5/28.943 | 7/33.334 | 8/34.615 | 9/38.367 | |
| 2. | 1/23.430 | 3/26.706 | 5/23.978 | 2/23.877 | 4/25.601 | 8/34.324 | 6/28.457 | 7/27.871 | 9/30.303 | |
| 3. | 1/23.136 | 3/25.063 | 5/25.599 | 2/23.624 | 4/23.925 | 8/31.893 | 6/27.823 | 7/27.563 | 9/32.838 | |
| 4. | 1/23.530 | 5/28.583 | 4/23.266 | 2/23.798 | 3/23.722 | 8/29.837 | 6/25.824 | 7/26.909 | 9/31.778 | |
| 5. | 1/23.996 | 5/24.725 | 4/26.068 | 2/24.480 | 3/26.673 | 8/32.678 | 6/26.860 | 7/28.848 | 9/29.611 | |
| 6. | 1/23.570 | 4/24.719 | 3/23.891 | 2/24.016 | 5/32.362 | 8/31.048 | 6/27.117 | 7/32.733 | 9/32.913 | |
| 7. | 1/23.379 | 4/24.441 | 3/24.102 | 2/24.118 | 5/24.022 | 8/26.630 | 6/27.106 | 7/26.508 | 9/30.864 | |
| 8. | 1/26.762 | 4/24.808 | 3/23.532 | 2/23.786 | 5/28.021 | | 6/32.558 | 7/32.161 | 8/29.377 | |
| 9. | 1/23.771 | 4/24.650 | 3/23.015 | 2/24.061 | 5/24.420 | | 6/29.804 | 7/41.070 | 8/29.629 | |
| 10. | 1/22.967 | 4/24.483 | 3/23.179 | 2/24.600 | 5/31.245 | | 6/30.625 | 7/32.013 | 8/32.122 | |
| 11. | 1/24.369 | 4/25.275 | 3/24.101 | 2/27.745 | 5/35.527 | | 6/26.153 | | | |
| 12. | 1/23.343 | 4/25.929 | 2/23.445 | 3/26.543 | | | | | | |
| 13. | 1/23.349 | | 2/23.346 | 3/31.726 | | | | | | |

4wd Mod (A Main)

Top Qualifier is Paz, Daniel 14/5: 22.185 (Rnd 1)

Round 3



Jorge Mato Run For Fun

Ser#42318

Timing and Scoring by www.RCScoringPro.com

| Sponsor | Driver Name | Car | Pos | Laps | Race Time | Behind | Fast Lap | Average Top 5 | Top 10 | Top 15 | Q# |
|---------|----------------------------|-----|-----|------|-----------|--------|----------|---------------|--------|--------|----|
| | Chavez, Daniel | 3 | 1 | 13 | 5:03.190 | | 21.619 | 22.023 | 22.363 | | 3 |
| | Eubanks, Chad | 4 | 2 | 13 | 5:03.690 | 0.500 | 22.507 | 22.633 | 22.913 | | 4 |
| | Butera, Gavin "The Hammer" | 5 | 3 | 13 | 5:08.843 | 5.653 | 22.701 | 22.901 | 23.055 | | 5 |
| | Cooper, Jared | 7 | 4 | 13 | 5:19.183 | 15.993 | 23.061 | 23.396 | 23.866 | | 7 |
| | Lazar, Janos "Lazi" | 2 | 5 | 13 | 5:21.579 | 18.389 | 22.014 | 22.785 | 23.609 | | 2 |
| | Carlson, Glenn | 8 | 6 | 12 | 5:05.479 | | 23.853 | 23.957 | 24.449 | | 8 |
| | Paz, Daniel | 1 | 7 | 12 | 5:13.852 | 8.373 | 21.234 | 22.674 | 24.480 | | 1 |
| | Prine, Greg | 9 | 8 | 12 | 5:15.414 | 9.935 | 24.134 | 24.547 | 25.610 | | 9 |
| | Mennella, Mchael | 6 | 9 | 6 | 2:42.405 | | 24.113 | 26.143 | | | 6 |
| | Allen, Tom | 11 | 10 | 0 | | | | | | | 11 |

| Car# | 1 | 2 | 3 | 4 | 5 | 6 | 7 | 8 | 9 | 10 |
|------|----------|----------|----------|----------|----------|----------|----------|----------|----------|----|
| | Paz | Lazar | Chavez | Eubanks | Butera | Mennella | Cooper | Carlson | Prine | |
| 1. | 1/21.234 | 7/30.753 | 2/22.039 | 3/22.507 | 4/24.963 | 5/25.899 | 6/28.422 | 9/33.816 | 8/31.234 | |
| 2. | 1/22.622 | 5/22.014 | 2/22.269 | 3/22.649 | 6/28.684 | 4/26.331 | 7/25.924 | 9/23.853 | 8/24.278 | |
| 3. | 1/22.838 | 4/23.426 | 2/22.673 | 3/22.577 | 5/23.129 | 8/28.133 | 6/23.061 | 9/23.976 | 7/24.134 | |
| 4. | 8/38.641 | 5/28.032 | 1/22.570 | 2/24.042 | 3/23.149 | 7/24.113 | 4/23.697 | 9/24.500 | 6/24.745 | |
| 5. | 9/27.792 | 5/24.324 | 1/22.251 | 2/23.076 | 3/23.081 | 7/26.239 | 4/23.096 | 6/23.987 | 8/26.721 | |
| 6. | 8/26.497 | 5/24.443 | 1/21.935 | 2/25.667 | 3/22.899 | 9/31.690 | 4/24.198 | 6/23.866 | 7/28.076 | |
| 7. | 7/24.694 | 5/22.851 | 1/26.373 | 2/22.767 | 3/23.474 | | 4/24.019 | 6/27.177 | 8/26.841 | |
| 8. | 7/25.559 | 5/22.969 | 1/22.634 | 2/23.211 | 3/22.987 | | 4/23.747 | 6/25.562 | 8/26.490 | |
| 9. | 7/26.889 | 5/22.667 | 1/26.665 | 2/23.546 | 3/23.069 | | 4/23.378 | 6/24.939 | 8/27.897 | |
| 10. | 7/23.105 | 5/23.814 | 2/26.521 | 1/24.853 | 3/23.215 | | 4/24.807 | 6/24.354 | 8/25.419 | |
| 11. | 7/23.569 | 5/26.709 | 2/22.710 | 1/23.364 | 3/22.847 | | 4/24.306 | 6/24.105 | 8/24.609 | |
| 12. | 7/30.412 | 5/25.270 | 2/22.931 | 1/22.697 | 3/22.701 | | 4/24.353 | 6/25.344 | 8/24.970 | |
| 13. | | 5/24.307 | 1/21.619 | 2/22.734 | 3/24.645 | | 4/26.175 | | | |

Pro 4 Mod (A Main)

Top Qualifier is Paz, Daniel 13/5: 10.271 (Rnd 2)

Round 3

8

Jorge Mato Run For Fun

Ser#42318

Timing and Scoring by www.RCScoringPro.com

| Sponsor | Driver Name | Car | Pos | Laps | Race Time | Behind | Fast Lap | Average Top 5 | Top 10 | Top 15 | Q# |
|---------|---------------------|-----|-----|------|-----------|--------|----------|---------------|--------|--------|------|
| | Lazar, Janos "Lazi" | 2 | 1 | 13 | 5:20.927 | | 22.706 | 23.710 | 24.106 | | 2 |
| | Paz, Daniel | 1 | 2 | 13 | 5:22.114 | 1.187 | 22.406 | 23.036 | 23.767 | | 1 |
| | Iler, David | 4 | 3 | 13 | 5:22.897 | 1.970 | 23.822 | 24.062 | 24.509 | | 4 |
| | Kranz, Jeff | 3 | 4 | 13 | 5:23.262 | 2.335 | 23.719 | 23.952 | 24.268 | | 3 |
| | Carlson, Glenn | 5 | 5 | 12 | 5:10.119 | | 24.009 | 24.600 | 25.340 | | 5 |
| | Kretzschmar, Loren | 8 | 6 | 12 | 5:19.602 | 9.483 | 23.977 | 24.243 | 25.341 | | 8 |
| | Barbera, Joe | 6 | 7 | 12 | 5:20.375 | 10.256 | 24.169 | 25.115 | 26.057 | | 6 |
| | Iler, Jessica | 7 | 8 | 11 | 5:08.272 | | 25.711 | 26.783 | 27.699 | | 7 |
| | Reynolds, AJ | 9 | 9 | 11 | 5:18.795 | 10.523 | 25.286 | 26.272 | 28.432 | | Bump |
| | Jones, Jeff | 10 | 10 | 10 | 5:06.588 | | 27.739 | 29.045 | 30.659 | | Bump |

| Car# | 1 | 2 | 3 | 4 | 5 | 6 | 7 | 8 | 9 | 10 |
|------|----------|----------|----------|----------|----------|----------|----------|-------------|----------|-----------|
| | Paz | Lazar | Kranz | Iler | Carlson | Barbera | Iler | Kretzschmar | Reynolds | Jones |
| 1. | 1/22.406 | 2/22.706 | 3/24.159 | 4/25.129 | 5/25.765 | 6/26.430 | 7/27.459 | 10/36.648 | 8/30.450 | 9/33.750 |
| 2. | 2/24.595 | 1/24.129 | 3/24.527 | 4/24.401 | 5/24.596 | 6/25.473 | 8/29.602 | 9/26.184 | 7/26.397 | 10/29.367 |
| 3. | 2/26.217 | 1/26.004 | 3/24.660 | 4/24.308 | 5/24.896 | 6/25.482 | 7/31.285 | 8/25.774 | 9/34.477 | 10/28.596 |
| 4. | 4/27.037 | 1/23.632 | 3/25.504 | 2/24.919 | 5/25.231 | 6/26.913 | 7/26.559 | 9/29.116 | 8/25.475 | 10/34.278 |
| 5. | 4/23.788 | 1/24.055 | 2/24.640 | 3/25.192 | 5/27.832 | 6/26.547 | 7/25.711 | 8/23.977 | 9/29.106 | 10/30.874 |
| 6. | 2/24.077 | 1/24.324 | 3/26.259 | 4/26.344 | 5/24.538 | 6/24.993 | 8/27.076 | 7/24.147 | 9/27.796 | 10/30.851 |
| 7. | 2/23.338 | 1/24.028 | 4/28.824 | 3/25.232 | 5/26.178 | 6/27.663 | 8/28.582 | 7/24.160 | 9/25.286 | 10/31.609 |
| 8. | 2/23.817 | 1/25.458 | 4/23.851 | 3/23.903 | 5/24.009 | 6/25.457 | 8/28.394 | 7/26.214 | 9/32.802 | 10/29.810 |
| 9. | 2/27.342 | 1/24.421 | 4/23.719 | 3/24.528 | 5/25.681 | 6/24.169 | 8/27.889 | 7/24.601 | 9/28.552 | 10/27.739 |
| 10. | 2/23.067 | 1/25.038 | 4/24.628 | 3/25.018 | 5/24.963 | 6/28.489 | 8/28.605 | 7/24.331 | 9/26.405 | 10/29.714 |
| 11. | 2/23.031 | 1/24.207 | 4/24.461 | 3/23.875 | 5/28.887 | 6/27.439 | 8/27.110 | 7/24.910 | 9/32.049 | |
| 12. | 1/23.338 | 2/24.523 | 4/24.021 | 3/23.822 | 5/27.543 | 7/31.320 | | 6/29.540 | | |
| 13. | 2/30.061 | 1/28.402 | 4/24.009 | 3/26.226 | | | | | | |

E-buggy (A Main)

Top Qualifier is Lazar, Janos "Lazi" 14/5:20.915 (Rnd 1)

Round 3

9

Jorge Mato Run For Fun

Ser#42318

Timing and Scoring by www.RCScoringPro.com

| Sponsor | Driver Name | Car | Pos | Laps | Race Time | Behind | Fast Lap | Average Top 5 | Top 10 | Top 15 | Q# |
|---------|----------------------------|-----|-----|------|-----------|--------|----------|---------------|--------|--------|------|
| | Mennella, Mchael | 3 | 1 | 26 | 10:17.110 | | 22.694 | 22.853 | 23.055 | 23.225 | 3 |
| | Perez, Luis | 2 | 2 | 25 | 10:01.553 | | 22.101 | 22.486 | 22.662 | 22.885 | 2 |
| | Butera, Gavin "The Hammer" | 5 | 3 | 25 | 10:03.347 | 1.794 | 22.189 | 22.492 | 22.749 | 23.027 | 5 |
| | Collins, Bart | 4 | 4 | 25 | 10:09.951 | 8.398 | 22.533 | 22.624 | 22.728 | 22.858 | 4 |
| | Lazar, Janos "Lazi" | 1 | 5 | 25 | 10:13.175 | 11.622 | 22.433 | 22.743 | 23.023 | 23.308 | 1 |
| | Kirkpatrick, Matt | 9 | 6 | 25 | 10:16.201 | 14.648 | 23.246 | 23.494 | 23.783 | 24.026 | Bump |
| | Schaefer, Chris | 6 | 7 | 24 | 10:14.754 | | 22.965 | 23.400 | 23.851 | 24.269 | 6 |
| | White, Travis | 7 | 8 | 22 | 10:05.058 | | 24.300 | 24.949 | 25.381 | 25.960 | 7 |
| | Rodriguez, Fred | 8 | 9 | 21 | 10:11.428 | | 25.767 | 26.078 | 26.842 | 27.598 | 8 |
| | Hold, Kiarra | 10 | 10 | 9 | 4:29.807 | | 25.951 | 27.594 | | | Bump |

| Car# | 1 | 2 | 3 | 4 | 5 | 6 | 7 | 8 | 9 | 10 |
|------|----------|----------|----------|----------|----------|-----------|----------|-----------|-------------|-----------|
| | Lazar | Perez | Mennella | Collins | Butera | Schaefer | White | Rodriguez | Kirkpatrick | Hold |
| 1. | 2/22.731 | 1/22.438 | 3/23.070 | 8/28.290 | 5/24.697 | 10/30.170 | 4/24.300 | 9/29.480 | 6/26.596 | 7/27.570 |
| 2. | 1/22.433 | 4/27.380 | 3/25.216 | 5/22.846 | 2/22.879 | 7/24.530 | 9/33.779 | 10/29.292 | 6/26.498 | 8/29.933 |
| 3. | 1/22.676 | 4/22.101 | 3/22.863 | 5/23.261 | 2/22.189 | 7/22.965 | 9/26.195 | 10/29.241 | 6/23.323 | 8/25.951 |
| 4. | 1/23.017 | 3/24.276 | 2/22.694 | 4/22.533 | 5/28.130 | 7/25.259 | 8/25.237 | 10/36.359 | 6/23.246 | 9/28.900 |
| 5. | 1/22.944 | 3/22.707 | 2/23.090 | 4/22.810 | 5/22.510 | 7/23.017 | 8/25.995 | 10/27.551 | 6/24.047 | 9/36.093 |
| 6. | 1/23.802 | 3/22.664 | 2/22.888 | 4/23.133 | 5/22.806 | 7/24.001 | 8/25.249 | 9/27.825 | 6/23.972 | 10/33.143 |
| 7. | 2/26.348 | 3/22.727 | 1/23.867 | 4/23.437 | 5/23.815 | 7/28.408 | 8/25.531 | 9/26.423 | 6/26.921 | 10/28.002 |
| 8. | 5/26.711 | 1/23.777 | 2/25.156 | 3/23.523 | 4/23.204 | 7/26.007 | 8/27.047 | 9/30.372 | 6/23.983 | 10/32.668 |
| 9. | 5/25.839 | 1/23.723 | 2/23.390 | 3/22.953 | 4/23.142 | 7/23.634 | 8/31.032 | 9/28.799 | 6/24.603 | 10/27.547 |
| 10. | 5/23.498 | 1/22.578 | 2/23.156 | 3/22.660 | 4/22.462 | 7/23.396 | 8/29.186 | 9/26.480 | 6/23.424 | |
| 11. | 5/23.415 | 1/22.941 | 4/24.350 | 2/22.960 | 3/23.607 | 7/24.551 | 8/25.477 | 9/26.721 | 6/23.581 | |
| 12. | 5/23.587 | 1/23.396 | 3/23.600 | 4/25.993 | 2/22.927 | 7/25.262 | 8/24.533 | 9/25.768 | 6/24.164 | |
| 13. | 4/22.931 | 1/22.843 | 2/23.483 | 3/23.200 | 5/28.345 | 7/24.418 | 8/25.424 | 9/29.900 | 6/24.223 | |
| 14. | 5/24.327 | 1/23.408 | 2/23.304 | 3/22.684 | 4/22.881 | 7/24.252 | 8/30.665 | 9/35.438 | 6/25.165 | |
| 15. | 3/24.573 | 1/26.785 | 2/24.777 | 6/42.763 | 4/27.182 | 7/26.374 | 8/28.504 | 9/28.748 | 5/24.665 | |
| 16. | 4/29.366 | 1/23.217 | 2/22.751 | 6/22.564 | 3/24.463 | 7/30.556 | 8/26.890 | 9/25.954 | 5/24.950 | |
| 17. | 4/24.002 | 2/25.111 | 1/23.853 | 6/23.975 | 3/24.465 | 7/23.986 | 8/29.695 | 9/29.913 | 5/24.800 | |
| 18. | 4/23.606 | 2/26.525 | 1/23.343 | 5/22.679 | 3/24.398 | 7/27.060 | 8/26.170 | 9/25.767 | 6/25.403 | |
| 19. | 4/27.469 | 2/23.445 | 1/24.684 | 5/25.077 | 3/25.903 | 7/24.647 | 8/27.102 | 9/35.469 | 6/25.289 | |
| 20. | 4/23.988 | 2/24.119 | 1/23.460 | 5/22.815 | 3/23.346 | 7/25.806 | 8/28.356 | 9/27.570 | 6/24.417 | |
| 21. | 4/23.001 | 2/22.970 | 1/23.529 | 5/23.033 | 3/23.390 | 7/26.767 | 8/25.897 | 9/28.358 | 6/24.642 | |
| 22. | 4/24.516 | 2/22.647 | 1/24.015 | 5/22.733 | 3/26.141 | 7/27.292 | 8/32.794 | | 6/25.103 | |
| 23. | 4/23.992 | 2/32.783 | 1/23.799 | 5/24.696 | 3/24.220 | 7/28.084 | | | 6/23.895 | |
| 24. | 4/25.119 | 2/23.803 | 1/23.759 | 5/23.425 | 3/23.753 | 7/24.312 | | | 6/24.198 | |
| 25. | 5/29.284 | 2/23.189 | 1/24.394 | 4/25.908 | 3/22.492 | | | | 6/25.093 | |
| 26. | | | 1/24.619 | | | | | | | |

