



Coral Springs RC Track

Ser#42318

Timing and Scoring by www.RCScoringPro.com

Sponsor	Driver Name	Car	Pos	Laps	Race Time	Behind	Fast Lap	Average Top 5	Top 10	Top 15	Q#
	Hutton, Jonathan	4	1	11	5:25.310		28.027	28.598	29.365		1
	Iler, Jessica	3	2	10	5:23.932		29.829	30.185	32.393		2
	Iler, David	2	3	10	5:29.620	5.688	28.454	29.700	32.962		3
	Quiros, Nacho	5	4	5	5:13.365		30.852	62.673			4
	Chavez, Daniel	1	5	0							5
	Allen, Tom	6	6	0							6

Car#	1	2	3	4	5	6	7	8	9	10
	Chavez	Iler	Iler	Hutton	Quiros	Allen				
1.		3/33.481 9/5:01.3	2/30.536 10/5:05.3	1/28.649 11/5:15.1	4/177.749 2/5:55.5					
2.		3/30.411 10/5:19.4	2/30.169 10/5:03.5	1/31.662 10/5:01.5	4/41.712 3/5:29.1					
3.		3/29.522 10/5:11.3	2/30.542 10/5:04.1	1/30.835 10/5:03.8	4/31.178 4/5:34.1					
4.		3/40.860 9/5:02.1	2/34.335 10/5:13.9	1/30.910 10/5:05.1	4/31.874 5/5:53.1					
5.		3/28.454 10/5:25.4	2/29.849 10/5:10.8	1/29.577 10/5:03.2	4/30.852 5/5:13.3					
6.		3/36.786 10/5:32.5	2/36.445 10/5:19.8	1/28.602 10/5:00.4						
7.		3/30.100 10/5:28.0	2/31.181 10/5:18.6	1/28.027 11/5:27.2						
8.		3/30.012 10/5:24.5	2/29.829 10/5:16.1	1/28.936 11/5:26.1						
9.		3/36.741 10/5:29.3	2/39.917 10/5:25.3	1/28.775 11/5:25.0						
10.		3/33.253 10/5:29.6	2/31.129 10/5:23.9	1/29.614 11/5:25.1						
11.				1/29.723 11/5:25.3						

Coral Springs RC Track

Ser#42318

Timing and Scoring by www.RCScoringPro.com

Sponsor	Driver Name	Car	Pos	Laps	Race Time	Behind	Fast Lap	Average Top 5	Top 10	Top 15	Q#
	Collins, Bart	2	1	12	5:25.938		26.101	26.441	26.866		1
	Bertelsen, John	4	2	10	5:00.313		27.779	29.018	30.031		2
	Kretzschmar, Loren	1	3	10	5:14.669	14.356	29.565	30.024	31.467		3
	Johnston, Richard	5	4	10	5:14.842	14.529	29.359	29.897	31.484		4
	Quiros, Shaun	3	5	9	5:07.301		30.573	31.720			5



Car#	1	2	3	4	5	6	7	8	9	10
	Kretzschmar	Collins	Quiros	Bertelsen	Johnston					
1.	2/29.565 11/5:25.2	1/26.675 12/5:20.1	5/31.258 10/5:12.6	4/30.354 10/5:03.5	3/29.857 11/5:28.4					
2.	2/29.849 11/5:26.7	1/26.302 12/5:17.8	5/36.554 9/5:05.1	4/31.647 10/5:10.0	3/31.355 10/5:06.0					
3.	2/30.393 11/5:29.3	1/26.841 12/5:19.2	5/39.449 9/5:21.7	3/31.687 10/5:12.3	4/33.435 10/5:15.5					
4.	2/31.225 10/5:02.5	1/27.060 12/5:20.6	5/30.648 9/5:10.2	3/29.762 10/5:08.6	4/31.204 10/5:14.6					
5.	2/29.821 10/5:01.6	1/26.738 12/5:20.6	5/32.994 9/5:07.6	3/27.779 10/5:02.4	4/31.791 10/5:15.2					
6.	2/30.492 10/5:02.2	1/28.888 12/5:25.0	5/30.573 9/5:02.2	3/30.117 10/5:02.2	4/29.993 10/5:12.7					
7.	3/35.485 10/5:09.7	1/26.101 12/5:23.3	5/33.125 9/5:01.6	2/30.880 10/5:03.1	4/29.359 10/5:09.9					
8.	3/30.893 10/5:09.6	1/27.968 12/5:24.8	5/35.955 9/5:04.3	2/30.655 10/5:03.6	4/37.570 10/5:18.1					
9.	3/36.282 10/5:15.5	1/28.387 12/5:26.6	5/36.745 9/5:07.3	2/28.013 10/5:00.9	4/29.878 10/5:16.0					
10.	3/30.664 10/5:14.6	1/27.599 12/5:27.0		2/29.419 10/5:00.3	4/30.400 10/5:14.8					
11.		1/26.388 12/5:26.1								
12.		1/26.991 12/5:25.9								

Top Qualifiers	Qual#	Laps	Race Time (Difference)	Round	Race	Pos in Race	Fast Lap
Collins, Bart	1	12	5:25.938	1	2	1	26.101
Bertelsen, John	2	10	5:00.313	1	2	2	27.779
Kretzschmar, Loren	3	10	5:14.669 14.35	1	2	3	29.565
Johnston, Richard	4	10	5:14.842 0.173	1	2	4	29.359
Quiros, Shaun	5	9	5:07.301	1	2	5	30.573

Coral Springs RC Track

Ser#42318

Timing and Scoring by www.RCScoringPro.com

Sponsor	Driver Name	Car	Pos	Laps	Race Time	Behind	Fast Lap	Average Top 5	Top 10	Top 15	Q#
	Chavez, Daniel	2	1	12	5:03.384		23.952	24.346	24.786		1
	Espinosa, Jack	6	2	12	5:21.427	18.043	25.247	25.713	26.093		2
	Kretzschmar, Loren	1	3	11	5:04.867		26.532	26.776	27.406		3
	Hutton, Jonathan	4	4	11	5:16.116	11.249	26.936	27.715	28.430		4
	Molina, Felix	5	5	11	5:17.076	12.209	26.990	27.464	28.446		5
	Lee, Pak	3	6	11	5:20.846	15.979	27.326	28.077	28.970		6



Car#	1	2	3	4	5	6	7	8	9	10
	Kretzschmar	Chavez	Lee	Hutton	Molina	Espinosa				
1.	3/26.805 12/5:21.6	1/24.620 13/5:20.0	6/31.063 10/5:10.5	5/28.692 11/5:15.5	4/27.770 11/5:05.4	2/26.225 12/5:14.7				
2.	3/26.532 12/5:20.0	1/25.203 13/5:23.8	6/28.550 11/5:27.8	5/29.718 11/5:21.2	4/28.916 11/5:11.7	2/26.713 12/5:17.6				
3.	3/27.468 12/5:23.2	1/24.785 13/5:23.3	6/29.026 11/5:25.0	5/28.397 11/5:18.3	4/29.224 11/5:15.0	2/26.401 12/5:17.3				
4.	3/26.568 12/5:22.1	1/24.118 13/5:20.8	6/30.956 11/5:28.8	5/28.460 11/5:16.9	4/27.226 11/5:11.1	2/26.234 12/5:16.7				
5.	3/26.907 12/5:22.2	1/27.796 12/5:03.6	6/31.145 10/5:01.4	5/29.324 11/5:18.0	4/26.990 11/5:08.2	2/25.247 12/5:13.9				
6.	3/27.719 12/5:24.0	1/27.726 12/5:08.5	6/27.544 11/5:26.8	5/31.814 11/5:23.4	4/32.618 11/5:16.6	2/25.708 12/5:13.0				
7.	3/27.140 12/5:24.2	1/23.952 12/5:05.4	5/27.326 11/5:23.1	6/29.535 11/5:23.6	4/28.746 11/5:16.6	2/25.717 12/5:12.4				
8.	3/27.070 12/5:24.3	1/25.585 12/5:05.6	6/28.652 11/5:22.1	5/27.428 11/5:20.8	4/31.419 11/5:20.2	2/25.920 12/5:12.2				
9.	3/30.803 11/5:01.9	1/25.609 12/5:05.8	6/28.490 11/5:21.1	4/26.936 11/5:18.1	5/28.832 11/5:19.9	2/25.973 12/5:12.1				
10.	3/30.667 11/5:05.4	1/24.474 12/5:04.6	6/28.476 11/5:20.3	4/28.334 11/5:17.5	5/27.647 11/5:18.3	2/28.626 12/5:15.3				
11.	3/27.188 11/5:04.8	1/24.952 12/5:04.1	6/29.618 11/5:20.8	4/27.478 11/5:16.1	5/27.688 11/5:17.0	2/31.876 12/5:21.4				
12.		1/24.564 12/5:03.3				2/26.787 12/5:21.4				

Top Qualifiers	Qual#	Laps	Race Time (Difference)	Round	Race	Pos in Race	Fast Lap
Chavez, Daniel	1	12	5:03.384	1	3	1	23.952
Espinosa, Jack	2	12	5:21.427 18.04	1	3	2	25.247
Kretzschmar, Loren	3	11	5:04.867	1	3	3	26.532
Hutton, Jonathan	4	11	5:16.116 11.24	1	3	4	26.936
Molina, Felix	5	11	5:17.076 0.960	1	3	5	26.990
Lee, Pak	6	11	5:20.846 3.770	1	3	6	27.326

Coral Springs RC Track

Ser#42318

Timing and Scoring by www.RCScorePro.com

Sponsor	Driver Name	Car	Pos	Laps	Race Time	Behind	Fast Lap	Average Top 5	Top 10	Top 15	Q#
	Espinosa, Jack	9	1	11	5:14.855		26.134	26.951	28.365		1
	Mato, Jose	6	2	10	5:09.517		27.430	28.532	30.952		2
	Jones, Jeff	7	3	10	5:19.148	9.631	28.137	29.413	31.915		3
	Quiros, Shaun	8	4	10	5:22.525	13.008	30.416	30.877	32.253		4
	Blume, Richard	5	5	9	5:02.049		30.534	31.301			5
	Lee, Pak	3	6	8	5:02.323		27.992	30.572			6
	Lee, Alain	4	7	7	5:28.042		39.366	43.215			7
	Montiel, Christian	1	8	2	1:08.127		31.931				8
	Quiros, MJ	2	9	0							9



Car# 1	2	3	4	5	6	7	8	9	10
Montiel	Quiros	Lee	Lee	Blume	Mato	Jones	Quiros	Espinosa	
1. 5/36.196 9/5:25.8		4/33.720 9/5:03.4	8/43.425 7/5:03.9	7/41.229 8/5:29.8	6/36.864 9/5:31.7	2/31.341 10/5:13.3	3/32.084 10/5:20.7	1/27.385 11/5:01.2	
2. 6/31.931 9/5:06.5		5/31.436 10/5:25.7	8/43.281 7/5:03.4	7/32.046 9/5:29.7	4/27.446 10/5:21.5	2/28.137 11/5:27.1	3/30.681 10/5:13.8	1/27.213 11/5:00.3	
3.		4/30.729 10/5:19.6	7/48.002 7/5:14.3	6/30.570 9/5:11.5	2/29.496 10/5:12.6	3/36.104 10/5:18.6	5/33.183 10/5:19.8	1/28.031 11/5:02.9	
4.		2/28.983 10/5:12.1	7/49.605 7/5:22.5	6/34.569 9/5:11.4	3/31.448 10/5:13.1	4/29.941 10/5:13.8	5/33.860 10/5:24.5	1/27.535 11/5:02.9	
5.		2/27.992 10/5:05.7	7/62.361 7/5:45.3	6/30.534 9/5:04.1	4/34.574 10/5:19.6	3/33.337 10/5:17.7	5/34.380 10/5:28.3	1/26.134 12/5:27.1	
6.		5/46.690 10/5:32.5	7/42.002 7/5:36.7	6/33.969 9/5:04.3	3/33.704 10/5:22.5	2/30.925 10/5:16.3	4/31.353 10/5:25.8	1/31.204 11/5:07.0	
7.		6/54.094 9/5:26.1	7/39.366 7/5:28.0	5/35.778 9/5:06.8	2/30.267 10/5:19.7	4/38.811 10/5:26.5	3/30.416 10/5:22.8	1/28.908 11/5:08.6	
8.		6/48.679 8/5:02.3		5/32.074 9/5:04.6	2/29.642 10/5:16.8	4/28.378 10/5:21.2	3/30.530 10/5:20.6	1/26.488 11/5:06.4	
9.				5/31.280 9/5:02.0	2/27.430 10/5:12.0	3/29.686 10/5:18.5	4/31.406 10/5:19.8	1/31.107 11/5:10.4	
10.					2/28.646 10/5:09.5	3/32.488 10/5:19.1	4/34.632 10/5:22.5	1/30.233 11/5:12.6	
11.								1/30.617 11/5:14.8	

Top Qualifiers	Qual#	Laps	Race Time (Difference)		Round	Race	Pos in Race	Fast Lap
Espinosa, Jack	1	11	5:14.855		1	4	1	26.134
Mato, Jose	2	10	5:09.517		1	4	2	27.430
Jones, Jeff	3	10	5:19.148	9.631	1	4	3	28.137
Quiros, Shaun	4	10	5:22.525	3.377	1	4	4	30.416
Blume, Richard	5	9	5:02.049		1	4	5	30.534
Lee, Pak	6	8	5:02.323		1	4	6	27.992
Lee, Alain	7	7	5:28.042		1	4	7	39.366
Montiel, Christian	8	2	1:08.127		1	4	8	31.931
Quiros, MJ	9	0			1	4	9	

Coral Springs RC Track

Ser#42318

Timing and Scoring by www.RCScoringPro.com

Sponsor	Driver Name	Car	Pos	Laps	Race Time	Behind	Fast Lap	Average Top 5	Top 10	Top 15	Q#
	Lopez, Jader	6	1	12	5:03.090		23.566	23.918	24.484		1
	Bertelsen, John	5	2	12	5:05.438	2.348	24.137	24.464	24.785		2
	Collins, Bart	1	3	12	5:06.374	3.284	23.838	24.336	24.978		3
	Rodriguez, Fred	2	4	12	5:25.645	22.555	25.398	26.151	26.744		4
	Kretzschmar, Loren	3	5	11	5:05.633		25.736	26.775	27.600		5
	Honcho, Mke	7	6	9	5:06.245		29.325	31.527			6
	Chavez, Daniel	4	7	6	2:26.418		20.689	23.986			7

Car#	1	2	3	4	5	6	7	8	9	10
	Collins	Rodriguez	Kretzschmar	Chavez	Bertelsen	Lopez	Honcho			
1.	2/24.780 13/5:22.1	6/28.712 11/5:15.8	5/27.608 11/5:03.7	4/25.472 12/5:05.6	3/25.181 12/5:02.1	1/23.957 13/5:11.4	7/33.483 9/5:01.3			
2.	3/26.105 12/5:05.3	6/26.640 11/5:04.4	5/25.736 12/5:20.0	4/26.489 12/5:11.7	2/24.953 12/5:00.7	1/24.119 13/5:12.5	7/29.325 10/5:14.0			
3.	4/26.320 12/5:08.8	6/26.977 11/5:01.8	5/27.134 12/5:21.9	3/25.012 12/5:07.8	2/25.054 12/5:00.7	1/23.939 13/5:12.0	7/31.233 10/5:13.4			
4.	1/23.838 12/5:03.1	6/26.431 12/5:26.2	5/26.555 12/5:21.0	2/24.508 12/5:04.4	3/27.765 12/5:08.8	4/31.012 12/5:09.0	7/38.741 10/5:31.9			
5.	3/27.242 12/5:07.8	6/27.439 12/5:26.8	5/28.754 12/5:25.8	1/24.248 12/5:01.7	4/25.501 12/5:08.2	2/24.285 12/5:05.5	7/39.326 9/5:09.7			
6.	4/25.180 12/5:06.9	6/28.774 11/5:02.4	5/28.570 11/5:01.3	1/20.689 13/5:17.2	3/24.838 12/5:06.5	2/24.551 12/5:03.7	7/37.059 9/5:13.7			
7.	2/25.362 12/5:06.5	4/25.398 12/5:26.3	5/29.638 11/5:04.8		1/24.600 12/5:04.9	3/27.238 12/5:07.0	6/33.430 9/5:11.9			
8.	3/29.356 12/5:12.2	4/26.914 12/5:25.9	5/28.081 11/5:05.3		2/29.825 12/5:11.5	1/23.566 12/5:04.0	6/32.063 9/5:08.9			
9.	3/24.109 12/5:09.7	4/29.433 11/5:01.5	5/27.553 11/5:05.1		2/24.361 12/5:09.4	1/25.707 12/5:04.4	6/31.585 9/5:06.2			
10.	3/25.130 12/5:08.9	4/26.127 11/5:00.1	5/26.897 11/5:04.1		2/24.428 12/5:07.8	1/26.536 12/5:05.8				
11.	3/24.805 12/5:07.8	4/26.468 12/5:26.5	5/29.107 11/5:05.6		2/24.795 12/5:06.8	1/24.008 12/5:04.2				
12.	3/24.147 12/5:06.3	4/26.332 12/5:25.6			2/24.137 12/5:05.4	1/24.172 12/5:03.0				

Top Qualifiers	Qual#	Laps	Race Time (Difference)	Round	Race	Pos in Race	Fast Lap
Lopez, Jader	1	12	5:03.090	1	5	1	23.566
Bertelsen, John	2	12	5:05.438 2.348	1	5	2	24.137
Collins, Bart	3	12	5:06.374 0.936	1	5	3	23.838
Rodriguez, Fred	4	12	5:25.645 19.27	1	5	4	25.398
Kretzschmar, Loren	5	11	5:05.633	1	5	5	25.736
Honcho, Mike	6	9	5:06.245	1	5	6	29.325
Chavez, Daniel	7	6	2:26.418	1	5	7	20.689

E-buggy

Top Qualifier is Lopez, Jader 12/5: 03.090 (Rnd 1)

Round 1

6

Coral Springs RC Track

Ser#42318

Timing and Scoring by www.RCScoringPro.com

Sponsor	Driver Name	Car	Pos	Laps	Race Time	Behind	Fast Lap	Average Top 5	Top 10	Top 15	Q#
	Perez, Luis	4	1	12	5:07.730		24.466	24.794	25.209		4
	Hutton, Jonathan	6	2	12	5:22.723	14.993	25.112	25.567	26.096		5
	OBryan, Mchael	9	3	11	5:08.914		26.067	26.757	27.642		8
	Mntiel, Christian	8	4	11	5:09.735	0.821	25.905	26.280	27.433		9
	Molina, Felix	2	5	11	5:20.263	11.349	25.880	27.059	28.353		10
	Johnston, Richard	7	6	10	5:09.824		27.582	28.863	30.982		11
	Hancock, John	1	7	8	4:35.408		28.235	31.893			13
	Blume, Richard	5	8	5	2:31.859		27.880	30.372			15
	Phillips, Bill	3	9	0							16

Car#	1	2	3	4	5	6	7	8	9	10
	Hancock	Molina	Phillips	Perez	Blume	Hutton	Johnston	Montiel	OBryan	
1.	5/28.235 11/5:10.5	7/31.541 10/5:15.3		3/27.571 11/5:03.2	6/29.472 11/5:24.1	1/26.641 12/5:19.6	8/36.109 9/5:24.9	2/27.147 12/5:25.7	4/27.630 11/5:03.9	
2.	4/28.239 11/5:10.5	5/29.030 10/5:02.8		2/25.776 12/5:20.1	7/35.875 10/5:26.7	1/25.884 12/5:15.1	8/31.425 9/5:03.8	6/35.400 10/5:12.7	3/27.010 11/5:00.5	
3.	6/36.571 10/5:10.1	5/31.352 10/5:06.3		1/25.346 12/5:14.7	7/28.209 10/5:11.8	2/26.728 12/5:17.0	8/27.582 10/5:17.0	4/26.326 11/5:25.8	3/26.436 12/5:24.3	
4.	8/31.439 10/5:11.1	5/27.920 11/5:29.5		1/24.953 12/5:10.9	6/27.880 10/5:03.6	2/26.757 12/5:18.0	7/28.970 10/5:10.2	4/26.669 11/5:17.7	3/27.523 12/5:25.7	
5.	8/37.962 10/5:24.8	5/26.371 11/5:21.6		1/28.066 12/5:16.1	6/30.423 10/5:03.7	2/32.050 11/5:03.7	7/30.186 10/5:08.5	4/27.274 11/5:14.2	3/30.608 11/5:06.2	
6.	7/35.675 10/5:30.2	5/25.880 11/5:15.4		1/26.962 12/5:17.3		2/25.367 12/5:26.8	6/29.152 10/5:05.6	4/25.905 11/5:09.3	3/27.507 11/5:05.6	
7.	7/41.410 9/5:07.9	5/28.111 11/5:14.5		1/25.010 12/5:14.8		2/25.730 12/5:24.2	6/31.539 10/5:07.0	4/27.024 11/5:07.5	3/26.067 11/5:02.9	
8.	7/35.877 9/5:09.8	5/28.201 11/5:14.0		1/24.693 12/5:12.5		2/26.504 12/5:23.4	6/28.658 10/5:04.5	3/26.188 11/5:05.1	4/32.492 11/5:09.7	
9.		5/36.734 11/5:24.0		1/24.871 12/5:11.0		2/26.493 12/5:22.8	6/36.251 10/5:10.9	3/27.816 11/5:05.2	4/28.968 11/5:10.7	
10.		5/28.034 11/5:22.4		1/24.987 12/5:09.8		2/25.740 12/5:21.4	6/29.952 10/5:09.8	3/26.310 11/5:03.6	4/26.763 11/5:09.1	
11.		5/27.089 11/5:20.2		1/25.029 12/5:09.0		2/25.112 12/5:19.6		4/33.676 11/5:09.7	3/27.910 11/5:08.9	
12.				1/24.466 12/5:07.7		2/29.717 12/5:22.7				

Top Qualifiers	Qual#	Laps	Race Time (Difference)	Round	Race	Pos in Race	Fast Lap
Lopez, Jader	1	12	5:03.090	1	5	1	23.566
Bertelsen, John	2	12	5:05.438 2.348	1	5	2	24.137
Collins, Bart	3	12	5:06.374 0.936	1	5	3	23.838
Perez, Luis	4	12	5:07.730 1.356	1	6	1	24.466
Hutton, Jonathan	5	12	5:22.723 14.99	1	6	2	25.112
Rodriguez, Fred	6	12	5:25.645 2.922	1	5	4	25.398
Kretzschmar, Loren	7	11	5:05.633	1	5	5	25.736
OBryan, Michael	8	11	5:08.914 3.281	1	6	3	26.067
Montiel, Christian	9	11	5:09.735 0.821	1	6	4	25.905
Molina, Felix	10	11	5:20.263 10.52	1	6	5	25.880

2wd Stock

Round 2

Top Qualifier is Hutton, Jonathan 11/5: 25.310 (Rnd 1)



Coral Springs RC Track

Ser#42318

Timing and Scoring by www.RCScoringPro.com

Sponsor	Driver Name	Car	Pos	Laps	Race Time	Behind	Fast Lap	Average Top 5	Top 10	Top 15	Q#
	Allen, Tom	6	1	11	5:03.737		25.419	26.069	27.099		1
	Iler, David	2	2	11	5:07.246	3.509	26.199	26.538	27.478		2
	Hutton, Jonathan	4	3	11	5:10.229	6.492	26.482	27.153	28.010		3
	Iler, Jessica	3	4	11	5:20.581	16.844	27.533	27.799	28.711		4
	Quiros, Nacho	5	5	10	5:27.691		29.521	31.177	32.769		5
	Chavez, Daniel	1	6	0							

Car#	1	2	3	4	5	6	7	8	9	10
	Chavez	Iler	Iler	Hutton	Quiros	Allen				
1.		3/28.341 11/5:11.7	4/29.008 11/5:19.1	2/26.660 12/5:19.9	5/32.978 10/5:29.7	1/26.195 12/5:14.3				
2.		3/26.840 11/5:03.4	4/27.930 11/5:13.1	2/27.708 12/5:26.2	5/30.962 10/5:19.6	1/26.303 12/5:15.0				
3.		2/26.954 11/5:01.1	4/28.125 11/5:11.8	3/28.919 11/5:05.3	5/31.851 10/5:19.3	1/25.973 12/5:13.8				
4.		2/26.199 12/5:24.9	4/27.533 11/5:09.6	3/29.185 11/5:09.2	5/37.368 10/5:32.8	1/26.653 12/5:15.3				
5.		3/32.471 11/5:09.7	4/28.356 11/5:10.0	2/27.882 11/5:08.7	5/31.128 10/5:28.5	1/25.419 12/5:13.2				
6.		4/28.355 11/5:10.1	3/28.175 11/5:10.0	2/26.482 11/5:05.8	5/33.721 10/5:30.0	1/28.134 12/5:17.3				
7.		2/26.218 11/5:07.0	4/27.790 11/5:09.4	3/29.436 11/5:08.4	5/33.932 10/5:31.3	1/27.138 12/5:18.5				
8.		2/28.148 11/5:07.3	4/30.062 11/5:12.0	3/28.159 11/5:08.5	5/33.805 10/5:32.1	1/32.067 12/5:26.8				
9.		2/28.491 11/5:08.0	4/27.616 11/5:11.1	3/28.638 11/5:09.3	5/29.521 10/5:28.0	1/26.656 12/5:26.0				
10.		3/28.749 11/5:08.8	4/32.517 11/5:15.8	2/27.034 11/5:08.1	5/32.425 10/5:27.6	1/26.456 12/5:25.1				
11.		2/26.480 11/5:07.2	4/33.469 11/5:20.5	3/30.126 11/5:10.2		1/32.743 11/5:03.7				

Top Qualifiers	Qual#	Laps	Race Time (Difference)	Round	Race	Pos in Race	Fast Lap
Allen, Tom	1	11	5:03.737	2	1	1	25.419
Iler, David	2	11	5:07.246 3.509	2	1	2	26.199
Hutton, Jonathan	3	11	5:10.229 2.983	2	1	3	26.482
Iler, Jessica	4	11	5:20.581 10.35	2	1	4	27.533
Quiros, Nacho	5	10	5:27.691	2	1	5	29.521
Chavez, Daniel	6	0		1	1	5	

2wd Mod

Top Qualifier is Collins, Bart 12/5: 25.938 (Rnd 1)

Round 2

2

Coral Springs RC Track

Ser#42318

Timing and Scoring by www.RCScoringPro.com

Sponsor	Driver Name	Car	Pos	Laps	Race Time	Behind	Fast Lap	Average Top 5	Top 10	Top 15	Q#
	Bertelsen, John	4	1	12	5:27.144		25.504	26.138	26.943		2
	Johnston, Richard	5	2	11	5:11.488		27.630	27.703	28.192		3
	Kretzschmar, Loren	1	3	11	5:13.542	2.054	26.492	27.154	28.096		4
	Quiros, Shaun	3	4	10	5:19.986		29.968	30.299	31.999		5
	Collins, Bart	2	5	0							

Car#	1	2	3	4	5	6	7	8	9	10
	Kretzschmar	Collins	Quiros	Bertelsen	Johnston					
1.	2/27.520 11/5:02.7		4/35.401 9/5:18.5	1/26.729 12/5:20.7	3/28.596 11/5:14.6					
2.	2/28.770 11/5:09.5		4/33.732 9/5:11.0	1/25.882 12/5:15.6	3/29.225 11/5:18.0					
3.	2/30.744 11/5:19.1		4/30.580 10/5:32.3	1/27.615 12/5:20.9	3/29.564 11/5:20.3					
4.	2/27.700 11/5:15.5		4/30.748 10/5:26.1	1/28.826 12/5:27.1	3/28.413 11/5:18.4					
5.	2/26.492 11/5:10.7		4/30.194 10/5:21.3	1/26.985 12/5:26.4	3/27.684 11/5:15.6					
6.	2/27.035 11/5:08.4		4/31.585 10/5:20.3	1/28.886 11/5:02.3	3/27.865 11/5:14.1					
7.	2/27.519 11/5:07.6		4/37.022 10/5:27.5	1/28.144 11/5:03.3	3/28.685 11/5:14.3					
8.	2/27.678 11/5:07.2		4/29.968 10/5:24.0	1/25.596 11/5:00.6	3/28.492 11/5:14.2					
9.	2/30.295 11/5:10.1		4/30.006 10/5:21.3	1/25.504 12/5:25.5	3/27.633 11/5:13.0					
10.	3/32.586 11/5:14.9		4/30.750 10/5:19.9	1/28.289 12/5:26.9	2/27.701 11/5:12.2					
11.	3/27.203 11/5:13.5			1/26.978 12/5:26.6	2/27.630 11/5:11.4					
12.				1/27.710 12/5:27.1						

Top Qualifiers	Qual#	Laps	Race Time (Difference)	Round	Race	Pos in Race	Fast Lap
Collins, Bart	1	12	5:25.938	1	2	1	26.101
Bertelsen, John	2	12	5:27.144 1.206	2	2	1	25.504
Johnston, Richard	3	11	5:11.488	2	2	2	27.630
Kretzschmar, Loren	4	11	5:13.542 2.054	2	2	3	26.492
Quiros, Shaun	5	10	5:19.986	2	2	4	29.968

4wd Mod

Round 2

Top Qualifier is Chavez, Daniel 12/5:03.384 (Rnd 1)

3

Coral Springs RC Track

Ser#42318

Timing and Scoring by www.RCScoringPro.com

Sponsor	Driver Name	Car	Pos	Laps	Race Time	Behind	Fast Lap	Average Top 5	Top 10	Top 15	Q#
	Chavez, Daniel	2	1	13	5:23.196		23.353	23.601	24.001		1
	Hutton, Jonathan	4	2	12	5:24.758		24.913	25.624	26.391		3
	Kretzschmar, Loren	1	3	12	5:25.902	1.144	24.984	25.598	26.148		4
	Espinosa, Jack	6	4	12	5:27.336	2.578	24.787	25.085	26.039		2
	Molina, Felix	5	5	11	5:08.195		25.809	26.339	27.631		5
	Lee, Pak	3	6	11	5:28.540	20.345	25.394	26.081	28.951		6

Car#	1	2	3	4	5	6	7	8	9	10
	Kretzschmar	Chavez	Lee	Hutton	Molina	Espinosa				
1.	2/26.289 12/5:15.4	1/23.665 13/5:07.5	5/29.489 11/5:24.3	3/26.743 12/5:20.8	4/28.544 11/5:13.9	6/34.581 9/5:11.2				
2.	3/25.398 12/5:10.1	1/24.343 13/5:12.0	6/34.156 10/5:18.1	2/24.913 12/5:09.9	4/26.495 11/5:02.7	5/26.463 10/5:05.1				
3.	2/26.817 12/5:14.0	1/23.577 13/5:10.1	6/26.536 10/5:00.6	3/27.714 12/5:17.4	4/29.114 11/5:08.5	5/25.716 11/5:18.1				
4.	2/24.984 12/5:10.4	1/23.744 13/5:09.8	6/27.142 11/5:22.6	5/32.953 11/5:08.8	3/27.569 11/5:07.2	4/25.068 11/5:07.5				
5.	2/27.920 12/5:15.3	1/23.667 13/5:09.4	5/25.394 11/5:13.9	4/27.759 11/5:08.1	6/31.885 11/5:15.9	3/25.213 11/5:01.4				
6.	2/27.012 12/5:16.8	1/23.353 13/5:08.4	5/25.782 11/5:08.9	4/25.888 11/5:04.2	6/25.978 11/5:10.9	3/25.239 12/5:24.5				
7.	2/26.123 12/5:16.3	1/25.691 13/5:12.0	5/26.627 11/5:06.6	4/27.896 11/5:04.6	6/25.842 11/5:07.1	3/25.954 12/5:22.6				
8.	2/25.661 12/5:15.2	1/23.961 13/5:12.0	6/31.529 11/5:11.6	4/26.007 11/5:02.3	5/25.809 11/5:04.2	3/24.787 12/5:19.5				
9.	2/26.628 12/5:15.7	1/25.945 13/5:14.8	6/26.064 11/5:08.8	4/25.786 11/5:00.2	5/28.597 11/5:05.3	3/25.120 12/5:17.5				
10.	2/25.823 12/5:15.1	1/27.973 13/5:19.6	6/39.035 11/5:20.9	4/26.069 12/5:26.0	5/28.603 11/5:06.2	3/32.366 12/5:24.6				
11.	2/26.743 12/5:15.7	1/24.137 13/5:19.1	6/36.786 11/5:28.5	4/25.526 12/5:24.2	5/29.759 11/5:08.1	3/26.538 12/5:24.0				
12.	3/36.504 12/5:25.8	1/23.875 13/5:18.4		2/27.504 12/5:24.7		4/30.291 11/5:00.0				
13.		1/29.265 13/5:23.1								

Top Qualifiers	Qual#	Laps	Race Time (Difference)	Round	Race	Pos in Race	Fast Lap
Chavez, Daniel	1	13	5:23.196	2	3	1	23.353
Espinosa, Jack	2	12	5:21.427	1	3	2	25.247
Hutton, Jonathan	3	12	5:24.758 3.331	2	3	2	24.913
Kretzschmar, Loren	4	12	5:25.902 1.144	2	3	3	24.984
Molina, Felix	5	11	5:08.195	2	3	5	25.809
Lee, Pak	6	11	5:20.846 12.65	1	3	6	27.326

Pro 4 Mod

Top Qualifier is Espinosa, Jack 11/5: 14.855 (Rnd 1)

Round 2

4

Coral Springs RC Track

Ser#42318

Timing and Scoring by www.RCScorePro.com

Sponsor	Driver Name	Car	Pos	Laps	Race Time	Behind	Fast Lap	Average Top 5	Top 10	Top 15	Q#
	Espinosa, Jack	9	1	11	5:03.215		25.362	26.180	27.132		1
	Mato, Jose	6	2	11	5:25.733	22.518	26.801	27.937	29.131		2
	Quiros, Shaun	8	3	11	5:26.194	22.979	27.675	28.192	29.306		3
	Jones, Jeff	7	4	10	5:19.832		28.405	29.377	31.983		4
	Lee, Pak	3	5	10	5:22.573	2.741	27.957	30.280	32.257		5
	Quiros, MJ	2	6	10	5:36.808	16.976	28.488	30.563	33.681		6
	Blume, Richard	5	7	7	3:38.840		30.157	30.770			7
	Lee, Alain	4	8	7	5:10.017	91.177	38.685	41.101			8
	Montiel, Christian	1	9	0							

Car#	1	2	3	4	5	6	7	8	9	10
	Montiel	Quiros	Lee	Lee	Blume	Mato	Jones	Quiros	Espinosa	
1.	5/31.779 10/5-17.8	6/36.847 9/5-31.6	8/40.339 8/5-22.7	3/30.285 10/5-02.8	2/29.940 11/5-29.3	7/38.121 8/5-04.9	4/30.774 10/5-07.6	1/26.679 12/5-20.1		
2.	5/32.084 10/5-19.3	7/33.547 9/5-16.7	8/42.096 8/5-29.7	4/31.139 10/5-07.1	2/29.715 11/5-28.1	6/31.968 9/5-15.4	3/29.609 10/5-01.9	1/25.871 12/5-15.2		
3.	5/30.095 10/5-13.1	6/27.957 10/5-27.8	8/40.527 8/5-27.8	4/31.561 10/5-09.9	3/29.000 11/5-25.0	7/28.405 10/5-28.2	2/28.198 11/5-24.7	1/26.907 12/5-17.8		
4.	4/28.488 10/5-06.1	7/34.516 10/5-32.1	8/52.610 7/5-07.2	5/31.750 10/5-11.8	2/27.327 11/5-18.9	6/28.809 10/5-18.2	3/28.703 11/5-22.5	1/26.079 12/5-16.6		
5.	6/35.907 10/5-16.6	7/33.508 10/5-32.7	8/51.902 7/5-18.4	5/33.240 10/5-15.9	3/34.426 10/5-00.8	4/29.340 10/5-13.2	2/30.088 11/5-24.2	1/27.580 12/5-19.4		
6.	6/34.978 10/5-22.2	7/29.657 10/5-26.7	8/38.685 7/5-10.5	4/30.157 10/5-13.5	2/26.801 11/5-24.8	5/35.584 10/5-20.3	3/30.546 11/5-26.1	1/30.432 12/5-27.1		
7.	7/38.208 10/5-30.7	6/30.563 10/5-23.6	8/43.858 7/5-10.0	4/30.708 10/5-12.6	2/28.272 11/5-22.8	5/28.778 10/5-15.7	3/33.133 10/5-01.5	1/31.898 11/5-07.1		
8.	6/30.370 10/5-27.3	5/31.086 10/5-22.1			2/33.777 11/5-28.9	4/32.723 10/5-17.1	3/31.083 10/5-02.6	1/27.734 11/5-06.8		
9.	6/36.176 10/5-31.1	5/32.753 10/5-22.7			2/29.000 11/5-27.8	4/31.553 10/5-16.9	3/27.997 10/5-00.1	1/27.720 11/5-06.6		
10.	6/38.723 9/5-03.1	5/32.139 10/5-22.5			2/28.286 11/5-26.1	4/34.551 10/5-19.8	3/27.675 11/5-27.5	1/25.362 11/5-03.8		
11.					2/29.189 11/5-25.7		3/28.388 11/5-26.1	1/26.953 11/5-03.2		

Top Qualifiers	Qual#	Laps	Race Time (Difference)	Round	Race	Pos in Race	Fast Lap
Espinosa, Jack	1	11	5:03.215	2	4	1	25.362
Mato, Jose	2	11	5:25.733 22.51	2	4	2	26.801
Quiros, Shaun	3	11	5:26.194 0.461	2	4	3	27.675
Jones, Jeff	4	10	5:19.148	1	4	3	28.137
Lee, Pak	5	10	5:22.573 3.425	2	4	5	27.957
Quiros, MJ	6	10	5:36.808 14.23	2	4	6	28.488
Blume, Richard	7	9	5:02.049	1	4	5	30.534
Lee, Alain	8	7	5:10.017	2	4	8	38.685
Montiel, Christian	9	2	1:08.127	1	4	8	31.931

E-buggy

Top Qualifier is Lopez, Jader 12/5: 03.090 (Rnd 1)

Round 2

5

Coral Springs RC Track

Ser#42318

Timing and Scoring by www.RCScoringPro.com

Sponsor	Driver Name	Car	Pos	Laps	Race Time	Behind	Fast Lap	Average Top 5	Top 10	Top 15	Q#
	Bertelsen, John	5	1	13	5:18.624		23.479	23.722	24.212		1
	Collins, Bart	1	2	13	5:22.155	3.531	23.411	23.718	24.273		2
	Chavez, Daniel	4	3	12	5:06.075		23.853	24.191	24.845		4
	Kretzschmar, Loren	3	4	11	5:16.023		25.456	26.386	28.129		8
	Rodriguez, Fred	2	5	11	5:31.375	15.352	25.478	26.657	28.660		7
	Honcho, Mke	7	6	10	5:26.285		26.927	29.505	32.629		13
	Lopez, Jader	6	7	8	3:33.583		23.428	24.809			3

Car#	1	2	3	4	5	6	7	8	9	10
	Collins	Rodriguez	Kretzschmar	Chavez	Bertelsen	Lopez	Honcho			
1.	1/23.411 13/5:04.3	5/28.080 11/5:08.8	7/30.518 10/5:05.1	4/26.205 12/5:14.3	2/23.822 13/5:09.6	3/25.727 12/5:08.7	6/28.617 11/5:14.8			
2.	2/24.804 13/5:13.4	5/27.500 11/5:05.6	6/31.324 10/5:09.2	4/26.064 12/5:13.6	1/23.564 13/5:08.0	3/23.428 13/5:19.5	7/34.977 10/5:17.9			
3.	2/25.845 13/5:20.9	5/27.287 11/5:03.8	6/28.451 10/5:00.9	4/30.263 11/5:02.6	1/25.392 13/5:15.3	3/26.678 12/5:03.3	7/35.100 10/5:28.9			
4.	2/23.711 13/5:17.7	5/29.520 11/5:09.0	6/25.703 11/5:19.0	4/24.341 12/5:20.6	1/23.780 13/5:13.8	3/27.381 12/5:09.6	7/26.927 10/5:14.0			
5.	2/24.291 13/5:17.3	5/26.630 11/5:05.8	6/25.456 11/5:11.1	4/24.450 12/5:15.1	1/24.854 13/5:15.6	3/24.029 12/5:05.3	7/36.567 10/5:24.3			
6.	2/26.374 13/5:21.6	5/26.390 11/5:03.2	6/27.781 11/5:10.2	3/27.360 12/5:17.3	1/24.724 13/5:16.6	4/33.533 12/5:21.5	7/34.015 10/5:26.9			
7.	2/23.873 13/5:20.0	5/25.478 12/5:27.2	6/26.963 11/5:08.3	3/24.308 12/5:13.6	1/25.125 13/5:18.0	4/24.183 12/5:17.0	7/38.099 9/5:01.2			
8.	2/26.871 13/5:23.6	6/44.773 11/5:24.0	5/31.291 11/5:12.7	3/24.394 12/5:11.0	1/25.952 13/5:20.4	4/28.624 12/5:20.3	7/30.915 10/5:31.5			
9.	2/26.175 12/5:00.4	5/32.411 11/5:27.6	4/26.076 11/5:09.9	3/26.348 12/5:11.6	1/25.162 13/5:21.2		6/31.935 10/5:30.1			
10.	2/24.016 13/5:24.1	5/29.095 11/5:26.8	4/34.729 11/5:17.1	3/24.059 12/5:09.3	1/24.127 13/5:20.4		6/29.133 10/5:26.2			
11.	2/23.579 13/5:22.5	5/34.211 10/5:01.2	4/27.731 11/5:16.0	3/24.430 12/5:07.8	1/23.967 13/5:19.6					
12.	2/24.701 13/5:22.4			3/23.853 12/5:06.0	1/24.676 13/5:19.7					
13.	2/24.504 13/5:22.1				1/23.479 13/5:18.6					

Top Qualifiers	Qual#	Laps	Race Time (Difference)	Round	Race	Pos in Race	Fast Lap
Bertelsen, John	1	13	5:18.624	2	5	1	23.479
Collins, Bart	2	13	5:22.155 3.531	2	5	2	23.411
Lopez, Jader	3	12	5:03.090	1	5	1	23.566
Chavez, Daniel	4	12	5:06.075 2.985	2	5	3	23.853
Perez, Luis	5	12	5:07.730 1.655	1	6	1	24.466
Hutton, Jonathan	6	12	5:22.723 14.99	1	6	2	25.112
Rodriguez, Fred	7	12	5:25.645 2.922	1	5	4	25.398
Kretzschmar, Loren	8	11	5:05.633	1	5	5	25.736
OBryan, Michael	9	11	5:08.914 3.281	1	6	3	26.067
Montiel, Christian	10	11	5:09.735 0.821	1	6	4	25.905

E-buggy

Top Qualifier is Bertelsen, John 13/5: 18.624 (Rnd 2)

Round 2

6

Coral Springs RC Track

Ser#42318

Timing and Scoring by www.RCScoringPro.com

Sponsor	Driver Name	Car	Pos	Laps	Race Time	Behind	Fast Lap	Average Top 5	Top 10	Top 15	Q#
	Perez, Luis	4	1	12	5:06.567		23.414	23.998	24.875		5
	Hutton, Jonathan	6	2	11	5:03.618		25.111	25.549	27.078		6
	Molina, Felix	2	3	11	5:19.862	16.244	26.503	27.145	28.684		11
	Johnston, Richard	7	4	11	5:20.586	16.968	27.856	28.074	28.859		12
	OBryan, Mchael	9	5	11	5:26.949	23.331	26.629	27.555	29.084		9
	Blume, Richard	5	6	10	5:17.155		28.310	29.900	31.716		13
	Hancock, John	1	7	2	5:33.199		36.877				15
	Montiel, Christian	8	8	0							
	Phillips, Bill	3	9	0							

Car#	1	2	3	4	5	6	7	8	9	10
	Hancock	Molina	Phillips	Perez	Blume	Hutton	Johnston	Montiel	OBryan	
1.	7/296.322 2/9:52.6	2/28.347 11/5:11.8		3/29.017 11/5:19.2	5/29.445 11/5:23.9	1/27.819 11/5:06.0	4/29.026 11/5:19.3		6/36.113 9/5:24.9	
2.	7/36.877 2/5:33.1	2/26.916 11/5:03.9		1/23.817 12/5:16.9	4/28.310 11/5:17.6	3/27.562 11/5:04.5	5/29.832 11/5:23.7		6/32.893 9/5:10.5	
3.		2/30.739 11/5:15.3		1/24.093 12/5:07.7	5/33.637 10/5:04.6	3/32.839 11/5:23.4	4/31.998 10/5:02.8		6/26.629 10/5:18.8	
4.		2/29.535 11/5:17.7		1/25.298 12/5:06.6	5/31.488 10/5:07.1	3/30.111 11/5:25.4	4/30.429 10/5:03.2		6/28.061 10/5:09.2	
5.		3/29.491 11/5:19.0		1/26.106 12/5:07.9	6/37.677 10/5:21.1	2/25.111 11/5:15.5	4/27.888 11/5:28.1		5/28.219 10/5:03.8	
6.		2/26.824 11/5:15.0		1/24.572 12/5:05.8	6/29.227 10/5:16.3	3/29.561 11/5:17.1	4/27.934 11/5:24.7		5/27.973 11/5:29.7	
7.		3/33.007 11/5:21.9		1/25.833 12/5:06.4	6/31.268 10/5:15.7	2/25.377 11/5:11.7	4/27.856 11/5:22.0		5/31.308 10/5:01.7	
8.		4/33.020 11/5:27.0		1/24.095 12/5:04.2	6/33.205 10/5:17.8	2/26.034 11/5:08.5	3/30.245 11/5:23.4		5/29.601 10/5:01.0	
9.		4/27.875 11/5:24.8		1/25.233 12/5:04.0	6/31.252 10/5:17.2	2/25.823 11/5:05.8	3/28.025 11/5:21.7		5/30.848 10/5:01.8	
10.		4/26.503 11/5:21.4		1/23.414 12/5:01.7	6/31.646 10/5:17.1	2/27.979 11/5:06.0	3/28.686 11/5:21.1		5/26.892 11/5:28.3	
11.		3/27.605 11/5:19.8		1/26.287 12/5:03.0		2/25.402 11/5:03.6	4/28.667 11/5:20.5		5/28.412 11/5:26.9	
12.				1/28.802 12/5:06.5						

Top Qualifiers	Qual#	Laps	Race Time (Difference)	Round	Race	Pos in Race	Fast Lap
Bertelsen, John	1	13	5:18.624	2	5	1	23.479
Collins, Bart	2	13	5:22.155 3.531	2	5	2	23.411
Lopez, Jader	3	12	5:03.090	1	5	1	23.566
Chavez, Daniel	4	12	5:06.075 2.985	2	5	3	23.853
Perez, Luis	5	12	5:06.567 0.492	2	6	1	23.414
Hutton, Jonathan	6	12	5:22.723 16.15	1	6	2	25.112
Rodriguez, Fred	7	12	5:25.645 2.922	1	5	4	25.398
Kretzschmar, Loren	8	11	5:05.633	1	5	5	25.736
OBryan, Michael	9	11	5:08.914 3.281	1	6	3	26.067
Montiel, Christian	10	11	5:09.735 0.821	1	6	4	25.905

E-buggy (B Main)

Top Qualifier is Bertelsen, John 13/5: 18.624 (Rnd 2)

Round 5

1

Coral Springs RC Track

Ser#42318

Timing and Scoring by www.RCScoringPro.com

Sponsor	Driver Name	Car	Pos	Laps	Race Time	Behind	Fast Lap	Average Top 5	Top 10	Top 15	Q#
	OBryan, Mchael	9	1	11	5:14.251		25.266	27.070	28.367		9
	Johnston, Richard	7	2	11	5:17.314	3.063	25.687	26.456	28.184		12
	Molina, Felix	2	3	11	5:17.748	3.497	26.201	26.565	28.405		11
	Honcho, Mke	4	4	10	5:01.680		25.661	27.732	30.168		14
	Blume, Richard	5	5	10	5:15.715	14.035	27.148	28.527	31.571		13
	Hancock, John	1	6	10	5:17.718	16.038	26.963	29.270	31.772		15
	Phillips, Bill	3	7	0							16
	Mbntiel, Christian	8	8	0							10

Car#	1	2	3	4	5	6	7	8	9	10
	Hancock	Molina	Phillips	Honcho	Blume		Johnston	Montiel	OBryan	
1.	4/30.708 10/5:07.1	1/26.406 12/5:16.9		5/33.251 10/5:32.5	3/29.509 11/5:24.6		6/35.472 9/5:19.2		2/27.771 11/5:05.4	
2.	3/28.957 11/5:28.1	1/26.449 12/5:17.1		5/31.050 10/5:21.5	4/32.415 10/5:09.6		6/31.273 9/5:00.3		2/29.218 11/5:13.4	
3.	6/38.271 10/5:26.4	1/27.761 12/5:22.4		3/26.491 10/5:02.6	5/32.727 10/5:15.5		4/27.026 10/5:12.5		2/27.545 11/5:09.9	
4.	5/31.268 10/5:23.0	1/31.318 11/5:07.8		4/36.676 10/5:18.6	6/35.753 10/5:26.0		3/30.182 10/5:09.8		2/27.723 11/5:08.7	
5.	5/30.813 10/5:20.0	2/30.648 11/5:13.6		4/29.836 10/5:14.6	6/41.031 9/5:08.5		3/29.973 10/5:07.8		1/25.266 11/5:02.5	
6.	5/26.963 10/5:11.6	2/26.201 11/5:09.4		4/26.652 10/5:06.6	6/27.148 10/5:30.9		3/26.713 10/5:01.0		1/30.580 11/5:08.1	
7.	5/37.618 10/5:20.8	1/28.265 11/5:09.6		4/25.661 11/5:29.4	6/30.520 10/5:27.2		3/26.523 11/5:25.5		2/29.239 11/5:10.1	
8.	5/31.894 10/5:20.6	2/33.702 11/5:17.2		4/30.666 10/5:00.3	6/31.153 10/5:25.3		3/30.311 11/5:26.5		1/30.426 11/5:13.1	
9.	5/28.910 10/5:17.1	2/26.273 11/5:14.1		4/30.018 10/5:00.3	6/28.208 10/5:20.5		3/27.821 11/5:24.2		1/27.046 11/5:11.4	
10.	6/32.316 10/5:17.7	2/33.228 11/5:19.2		4/31.379 10/5:01.6	5/27.251 10/5:15.7		3/26.333 11/5:20.7		1/29.273 11/5:12.4	
11.		3/27.497 11/5:17.7					2/25.687 11/5:17.3		1/30.164 11/5:14.2	

2wd Stock (A Main)

Round 5

Top Qualifier is Allen, Tom 11/5:03.737 (Rnd 2)

2

Coral Springs RC Track

Ser#42318

Timing and Scoring by www.RCScoringPro.com

Sponsor	Driver Name	Car	Pos	Laps	Race Time	Behind	Fast Lap	Average Top 5	Top 10	Top 15	Q#
	Allen, Tom	6	1	12	5:18.675		25.297	25.631	25.974		1
	Iler, David	2	2	12	5:19.042	0.367	25.317	25.468	25.976		2
	Hutton, Jonathan	4	3	11	5:00.069		25.269	25.882	26.948		3
	Iler, Jessica	3	4	11	5:13.654	13.585	27.276	27.671	28.091		4
	Quiros, Nacho	5	5	10	5:22.579		27.915	29.467	32.258		5
	Chavez, Daniel	1	6	0							6

Car#	1	2	3	4	5	6	7	8	9	10
	Chavez	Iler	Iler	Hutton	Quiros	Allen				
1.		3/26.834 12/5:21.9	4/32.747 10/5:27.5	2/25.926 12/5:11.1	5/37.987 8/5:03.9	1/25.297 12/5:03.6				
2.		3/30.677 11/5:16.3	4/28.241 10/5:04.9	2/28.626 11/5:00.0	5/29.893 9/5:05.4	1/26.028 12/5:07.9				
3.		3/27.273 11/5:10.8	4/28.105 11/5:26.6	2/27.660 11/5:01.4	5/31.265 10/5:30.4	1/26.652 12/5:11.9				
4.		2/26.101 11/5:04.9	4/28.073 11/5:22.2	3/30.584 11/5:10.1	5/27.915 10/5:17.6	1/26.322 12/5:12.8				
5.		2/25.322 12/5:26.9	4/27.276 11/5:17.7	3/29.238 11/5:12.4	5/32.143 10/5:18.3	1/29.282 12/5:20.5				
6.		2/25.816 12/5:24.0	4/28.354 11/5:16.8	3/25.406 11/5:06.9	5/31.705 10/5:18.1	1/26.218 12/5:19.6				
7.		2/26.078 12/5:22.4	4/28.152 11/5:15.7	3/26.498 11/5:04.7	5/29.919 10/5:15.4	1/26.359 12/5:19.1				
8.		2/25.317 12/5:20.1	4/27.624 11/5:14.2	3/26.311 11/5:02.8	5/28.344 10/5:11.4	1/25.929 12/5:18.1				
9.		2/25.529 12/5:18.5	4/27.278 11/5:12.7	3/25.269 11/5:00.0	5/34.557 10/5:15.2	1/25.549 12/5:16.8				
10.		2/26.136 12/5:18.0	4/28.499 11/5:12.7	3/27.431 11/5:00.2	5/38.851 10/5:22.5	1/25.567 12/5:15.8				
11.		2/25.357 12/5:16.8	4/29.305 11/5:13.6	3/27.120 11/5:00.0		1/25.815 12/5:15.2				
12.		2/28.602 12/5:19.0				1/29.657 12/5:18.6				

Pro 4 Mod (A Main)

Top Qualifier is Espinosa, Jack 11/5: 03.215 (Rnd 2)

Round 5

5

Coral Springs RC Track

Ser#42318

Timing and Scoring by www.RCScoringPro.com

Sponsor	Driver Name	Car	Pos	Laps	Race Time	Behind	Fast Lap	Average Top 5	Top 10	Top 15	Q#
	Espinosa, Jack	9	1	11	5:18.138		25.495	25.856	28.303		1
	Mato, Jose	6	2	11	5:18.600	0.462	26.679	27.211	28.318		2
	Quiros, Shaun	8	3	10	5:00.213		27.416	28.468	30.021		3
	Lee, Pak	3	4	10	5:07.401	7.188	26.831	28.629	30.740		5
	Quiros, MJ	2	5	10	5:11.669	11.456	28.454	29.722	31.167		6
	Jones, Jeff	7	6	10	5:34.601	34.388	30.245	31.304	33.460		4
	Lee, Alain	4	7	8	5:48.373		36.605	40.321			8
	Blume, Richard	5	8	5	3:13.042		33.463	38.608			7
	Mntiel, Christian	1	9	0							9

Car#	1	2	3	4	5	6	7	8	9	10
	Montiel	Quiros	Lee	Lee	Blume	Mato	Jones	Quiros	Espinosa	
1.		4/30.845 10/5:08.3	5/31.916 10/5:19.2	8/39.262 8/5:14.0	6/33.463 9/5:01.1	2/26.844 12/5:22.0	7/35.897 9/5:23.0	3/27.416 11/5:01.6	1/25.937 12/5:11.2	
2.		5/33.308 10/5:20.7	4/31.466 10/5:16.9	8/46.388 8/5:42.6	6/39.119 9/5:26.6	2/28.134 11/5:02.3	7/36.947 9/5:27.7	3/29.243 11/5:11.6	1/25.745 12/5:10.0	
3.		4/30.093 10/5:14.1	5/31.168 10/5:15.1	8/36.605 8/5:26.0	7/39.752 9/5:36.9	1/26.679 12/5:26.6	6/33.486 9/5:18.9	3/29.168 11/5:14.7	2/32.054 11/5:07.0	
4.		5/30.574 10/5:12.0	4/30.039 10/5:11.4	8/42.471 8/5:29.4	7/44.384 8/5:13.4	1/27.143 12/5:26.3	6/36.334 9/5:20.9	3/28.040 11/5:13.1	2/25.495 11/5:00.3	
5.		5/34.531 10/5:18.6	4/29.661 10/5:08.5	8/50.063 7/5:00.7	7/36.324 8/5:08.8	1/28.276 11/5:01.5	6/32.969 9/5:16.1	3/31.349 11/5:19.4	2/33.518 11/5:14.0	
6.		5/32.521 10/5:19.7	4/26.831 10/5:01.8	7/38.161 8/5:37.2		1/28.970 11/5:04.4	6/30.245 9/5:08.8	2/28.471 11/5:18.4	3/35.105 11/5:26.0	
7.		5/28.983 10/5:15.5	4/28.828 11/5:29.8	7/45.106 8/5:40.6		1/27.378 11/5:03.9	6/30.801 9/5:04.3	2/29.904 11/5:19.9	3/26.496 11/5:21.1	
8.		5/30.507 10/5:14.2	4/27.788 11/5:26.8	7/50.317 7/5:04.8		1/31.767 11/5:09.6	6/32.184 9/5:02.4	2/31.698 11/5:23.5	3/31.285 11/5:24.0	
9.		5/28.454 10/5:10.9	4/38.035 10/5:06.3			1/35.420 11/5:18.5	6/30.322 10/5:32.4	3/31.081 11/5:25.5	2/25.606 11/5:19.2	
10.		5/31.853 10/5:11.6	4/31.669 10/5:07.3			1/28.009 11/5:17.4	6/35.416 9/5:01.1	3/33.843 10/5:00.2	2/28.950 11/5:19.2	
11.						2/29.980 11/5:18.6			1/27.947 11/5:18.1	

E-buggy (A Main)

Top Qualifier is Bertelsen, John 13/5: 18.624 (Rnd 2)

Round 5

6

Coral Springs RC Track

Ser#42318

Timing and Scoring by www.RCScoringPro.com

Sponsor	Driver Name	Car	Pos	Laps	Race Time	Behind	Fast Lap	Average Top 5	Top 10	Top 15	Q#
	Lopez, Jader	6	1	25	10:09.234		23.209	23.328	23.531	23.730	3
	Bertelsen, John	5	2	25	11:07.488	58.254	23.696	23.783	23.935	24.158	1
	Collins, Bart	1	3	24	10:07.687		22.390	23.036	23.297	23.678	2
	Perez, Luis	7	4	24	10:15.253	7.566	23.412	23.942	24.307	24.607	5
	Chavez, Daniel	4	5	23	10:05.751		23.862	24.136	24.473	24.807	4
	Johnston, Richard	10	6	22	10:36.052		25.906	26.559	27.312	27.769	Bump
	Rodriguez, Fred	2	7	21	10:29.059		25.822	27.202	27.835	28.385	7
	Kretzschmar, Loren	3	8	20	10:12.568		26.721	27.390	28.787	29.663	8
	OBryan, Mchael	9	9	18	9:11.668		26.831	27.502	28.462	29.753	Bump
	Hutton, Jonathan	8	10	8	3:48.803		25.295	26.050			6

Car#	1	2	3	4	5	6	7	8	9	10
	Collins	Rodriguez	Kretzschmar	Chavez	Bertelsen	Lopez	Perez	Hutton	OBryan	Johnston
1.	1/22.390 27/10:04.5	10/34.139 18/10:14.5	7/31.725 19/10:02.8	4/25.564 24/10:13.4	9/32.079 19/10:09.5	2/23.424 26/10:08.9	3/24.079 25/10:02.0	5/26.449 23/10:08.3	8/31.830 19/10:04.7	6/28.341 22/10:23.4
2.	1/23.419 27/10:18.4	9/30.262 19/10:11.8	10/33.798 19/10:22.4	3/25.238 24/10:09.5	7/24.116 22/10:18.2	2/24.071 26/10:17.5	4/28.071 24/10:25.7	5/25.954 23/10:02.6	8/29.815 20/10:16.3	6/25.906 23/10:23.8
3.	1/23.112 27/10:20.2	9/29.938 20/10:28.9	10/34.637 18/10:00.9	3/23.862 25/10:22.1	6/23.953 23/10:14.4	2/23.209 26/10:12.7	4/25.406 24/10:20.4	5/25.643 24/10:24.3	8/28.262 21/10:29.3	7/27.462 23/10:26.4
4.	1/23.378 27/10:23.0	9/27.427 20/10:08.8	10/26.721 19/10:02.6	3/24.293 25/10:18.5	5/24.130 24/10:25.6	2/23.650 26/10:13.2	4/24.681 24/10:13.4	7/33.506 22/10:13.5	8/31.249 20/10:05.7	6/29.233 22/10:10.1
5.	2/26.509 26/10:17.8	7/25.822 21/10:19.8	10/27.410 20/10:17.1	3/24.579 25/10:17.7	5/24.503 24/10:18.1	1/23.338 26/10:11.9	4/23.412 24/10:03.1	8/36.211 21/10:20.5	9/27.082 21/10:22.6	6/25.987 22/10:02.4
6.	2/24.860 26/10:22.5	9/29.337 21/10:19.2	10/31.320 20/10:18.7	5/32.302 24/10:23.3	4/23.814 24/10:10.3	1/23.885 26/10:13.5	3/26.717 24/10:09.4	8/28.837 21/10:18.1	7/27.612 21/10:15.4	6/28.010 22/10:04.7
7.	2/23.137 26/10:19.5	9/27.673 21/10:13.7	10/34.032 20/10:27.5	5/26.548 24/10:25.3	4/28.002 24/10:19.2	1/23.718 26/10:13.9	3/24.928 24/10:07.8	7/25.295 21/10:05.6	8/28.420 21/10:12.8	6/26.569 22/10:01.8
8.	2/23.499 26/10:18.4	9/39.884 20/10:11.1	10/27.934 20/10:18.9	5/24.185 24/10:19.7	4/23.872 24/10:13.4	1/23.274 26/10:12.8	3/25.169 24/10:07.3	7/26.908 21/10:00.6	8/32.843 21/10:22.4	6/26.869 22/10:00.5
9.	2/24.373 26/10:20.1	8/34.734 20/10:20.4	9/32.849 20/10:23.1	5/30.010 23/10:04.5	4/23.973 24/10:09.1	1/24.447 26/10:15.3	3/23.706 24/10:03.1		7/28.973 21/10:20.8	6/28.826 22/10:04.2
10.	2/28.236 25/10:07.2	8/28.530 20/10:15.5	9/31.092 20/10:23.0	5/24.316 23/10:00.0	4/24.630 24/10:07.3	1/25.507 26/10:20.1	3/24.879 24/10:02.5		7/33.078 21/10:28.2	6/27.490 22/10:04.3
11.	2/31.737 25/10:24.2	8/33.845 20/10:21.0	9/30.809 20/10:22.4	5/24.025 24/10:21.6	4/25.014 24/10:06.7	1/24.888 26/10:22.6	3/24.747 24/10:01.7		7/32.890 20/10:03.7	6/29.287 22/10:07.9
12.	2/23.887 25/10:21.9	8/27.732 20/10:15.5	9/32.307 20/10:24.3	5/24.414 24/10:18.6	4/23.696 24/10:03.5	1/23.546 26/10:21.7	3/24.418 24/10:00.4		7/26.831 21/10:28.0	6/32.148 22/10:16.2
13.	2/23.547 25/10:19.3	8/28.176 20/10:11.5	9/31.986 20/10:25.5	5/24.713 24/10:16.7	4/24.600 24/10:02.5	1/23.394 26/10:20.7	3/24.574 25/10:24.5		7/32.859 20/10:02.6	6/31.398 22/10:21.9
14.	3/28.983 24/10:01.8	8/28.943 20/10:09.2	9/27.697 20/10:20.4	5/25.585 24/10:16.5	2/24.646 24/10:01.7	1/25.491 26/10:23.7	4/27.504 24/10:03.9		7/29.448 20/10:01.7	6/28.072 22/10:21.6
15.	4/30.135 24/10:09.9	8/29.582 20/10:08.0	9/29.092 20/10:17.8	5/28.661 24/10:21.2	2/24.923 24/10:01.5	1/25.499 25/10:02.2	3/25.663 24/10:04.7		7/34.464 20/10:07.5	6/28.709 22/10:22.3
16.	4/23.162 24/10:06.5	7/28.664 20/10:05.8	9/30.256 20/10:17.0	5/25.202 24/10:20.2	2/24.859 24/10:01.2	1/24.165 25/10:02.3	3/24.749 24/10:04.0		8/30.453 20/10:07.6	6/29.307 22/10:23.7
17.	4/24.154 24/10:04.9	7/27.357 20/10:02.3	8/27.189 20/10:12.7	5/25.911 24/10:20.3	2/24.266 24/10:00.1	1/24.269 25/10:02.6	3/24.097 24/10:02.5		9/37.834 20/10:16.4	6/28.886 22/10:24.4
18.	4/29.624 24/10:10.8	7/30.419 20/10:02.7	9/30.950 20/10:13.1	5/35.936 23/10:07.3	2/24.638 25/10:24.5	1/26.462 25/10:05.8	3/27.167 24/10:05.2		8/27.725 20/10:12.9	6/28.467 22/10:24.5
19.	4/25.059 24/10:10.3	7/29.334 20/10:01.8	8/30.046 20/10:12.4	5/25.138 23/10:05.8	2/25.475 24/10:00.2	1/23.941 25/10:05.5	3/26.879 24/10:07.3			6/28.412 22/10:24.5
20.	4/23.439 24/10:07.9	7/28.025 21/10:29.8	8/30.718 20/10:12.5	5/27.624 23/10:07.3	2/23.754 25/10:23.6	1/24.800 25/10:06.2	3/24.602 24/10:06.5			6/28.526 22/10:24.6
21.	3/24.095 24/10:06.5	7/29.236 21/10:29.0		5/25.577 23/10:06.4	2/24.794 25/10:23.5	1/24.407 25/10:06.4	4/25.794 24/10:07.1			6/31.829 22/10:28.2
22.	3/26.964 24/10:08.4			5/25.415 23/10:05.4	2/25.146 25/10:23.7	1/27.191 25/10:09.7	4/28.827 24/10:10.9			6/36.318 21/10:07.1
23.	3/24.724 24/10:07.7			5/26.653 23/10:05.7	2/23.781 25/10:22.4	1/24.592 25/10:09.9	4/29.309 24/10:15.0			
24.	3/25.264 24/10:07.6				2/26.519 25/10:24.1	1/23.874 25/10:09.4	4/25.875 24/10:15.2			
25.					2/68.305 23/10:14.0	1/24.192 25/10:09.2				