





# Coral Springs RC Track

Ser#42318

Timing and Scoring by [www.RCScoringPro.com](http://www.RCScoringPro.com)

Sponsor	Driver Name	Car	Pos	Laps	Race Time	Behind	Fast Lap	Average Top 5	Top 10	Top 15	Q#
	Cooper, Jared	1	1	13	5:15.086		23.522	23.795	24.029		1
	Diaz, Reuben	6	2	13	5:19.498	4.412	23.697	23.984	24.231		2
	Lee, Pak	4	3	12	5:14.045		23.925	24.518	25.484		3
	Rodriguez, Fred	5	4	12	5:21.433	7.388	24.236	24.469	25.318		4
	Butera, Gavin "The Hammer"	3	5	8	5:20.747		23.539	24.740			5
	Kretzschmar, Loren	2	6	0							6

Car#	1	2	3	4	5	6	7	8	9	10
	Cooper	Kretzschmar	Butera	Lee	Rodriguez	Diaz				
1.	1/23.873		5/25.676	4/24.803	3/24.510	2/23.907				
2.	2/24.890		5/100.544	3/26.633	4/26.947	1/24.282				
3.	2/24.100		5/69.775	4/25.969	3/24.236	1/24.067				
4.	2/24.663		5/26.729	4/29.799	3/25.248	1/24.703				
5.	1/23.743		5/23.539	4/24.675	3/24.421	2/24.638				
6.	2/25.198		5/24.954	3/24.490	4/36.138	1/24.387				
7.	2/24.705		5/24.539	3/23.925	4/25.031	1/24.299				
8.	2/24.362		5/24.991	3/29.401	4/24.666	1/23.965				
9.	1/23.522			3/25.430	4/32.118	2/27.165				
10.	1/24.149			3/24.699	4/26.814	2/25.316				
11.	1/24.043			3/27.728	4/26.794	2/23.697				
12.	1/23.988			3/26.493	4/24.510	2/24.464				
13.	1/23.850					2/24.608				

Coral Springs RC Track

Ser#42318

Timing and Scoring by [www.RCScoringPro.com](http://www.RCScoringPro.com)

Sponsor	Driver Name	Car	Pos	Laps	Race Time	Behind	Fast Lap	Average Top 5	Top 10	Top 15	Q#
	Large, Scott	2	1	12	5:18.553		25.274	25.859	26.333		1
	Gardner, Joel	6	2	11	5:07.832		25.882	26.382	27.623		2
	Avemarg, Marius	4	3	11	5:23.752	15.920	25.768	26.978	28.566		3
	Honcho, Mke	1	4	10	5:07.824		27.519	28.196	30.782		4
	Large, Brandon	3	5	9	5:09.471		30.181	31.992			5
	Gimenez, Carlos	5	6	7	3:58.181		27.792	32.151			6

Car# 1	2	3	4	5	6	7	8	9	10
Honcho	Large	Large	Avemarg	Gimenez	Gardner				
1. 3/27.806	1/26.982	4/33.290	5/38.092	6/42.424	2/27.410				
2. 3/27.519	1/25.274	4/30.181	5/25.768	6/27.792	2/26.383				
3. 3/28.543	1/25.902	5/36.011	4/27.209	6/35.000	2/25.968				
4. 3/32.343	1/26.069	6/37.638	4/26.968	5/31.552	2/25.882				
5. 4/38.246	1/25.997	5/31.350	3/27.125	6/33.922	2/26.729				
6. 4/29.159	1/27.287	5/33.247	3/31.519	6/32.860	2/26.947				
7. 4/31.588	1/26.052	5/31.892	3/30.579	6/34.631	2/30.390				
8. 4/27.955	1/26.514	5/33.560	3/32.297		2/28.165				
9. 4/29.935	1/27.251	5/42.302	3/28.115		2/30.627				
10. 4/34.730	1/27.938		3/27.821		2/31.604				
11.	1/26.654		3/28.259		2/27.727				
12.	1/26.633								

Top Qualifiers	Qual#	Laps	Race Time (Difference)	Round	Race	Pos in Race	Fast Lap
Large, Scott	1	12	5:18.553	1	2	1	25.274
Gardner, Joel	2	11	5:07.832	1	2	2	25.882
Avemarg, Marius	3	11	5:23.752 15.92	1	2	3	25.768
Honcho, Mike	4	10	5:07.824	1	2	4	27.519
Large, Brandon	5	9	5:09.471	1	2	5	30.181
Gimenez, Carlos	6	7	3:58.181	1	2	6	27.792

# Pro 4 Mod

Top Qualifier is Large, Scott 12/5: 18.553 (Rnd 1)

Round 1

**3**

## Coral Springs RC Track

Ser#42318

Timing and Scoring by [www.RCScoringPro.com](http://www.RCScoringPro.com)

Sponsor	Driver Name	Car	Pos	Laps	Race Time	Behind	Fast Lap	Average Top 5	Top 10	Top 15	Q#
	Mbrales, Fred	1	<b>1</b>	12	5:17.845		24.701	25.192	25.729		1
	Louis, Richard	2	<b>2</b>	10	5:29.235		29.961	30.937	32.924		6
	Cemas, Tim	6	<b>3</b>	9	5:36.199		32.138	34.809			8
	Davis, Teddy	3	<b>4</b>	6	5:24.663		29.643	30.873			10
	Smith, Junior	4	<b>5</b>	0							11
	Tyson, Tim	5	<b>6</b>	0							12


Car#	1	2	3	4	5	6	7	8	9	10
	Morales	Louis	Davis	Smith	Tyson	Cemas				
1.	1/25.570	2/31.638	4/170.297			3/37.686				
2.	1/25.331	2/30.561	4/29.680			3/32.138				
3.	1/32.167	2/33.952	4/30.508			3/38.758				
4.	1/25.680	2/29.961	4/31.039			3/35.893				
5.	1/25.772	2/34.079	4/29.643			3/34.997				
6.	1/26.357	2/31.055	4/33.496			3/39.517				
7.	1/24.701	2/33.250				3/33.333				
8.	1/28.392	2/34.632				3/44.250				
9.	1/25.112	2/31.468				3/39.627				
10.	1/27.812	2/38.639								
11.	1/25.247									
12.	1/25.704									

Top Qualifiers	Qual#	Laps	Race Time (Difference)	Round	Race	Pos in Race	Fast Lap
Morales, Fred	1	12	5:17.845	1	3	1	24.701
Large, Scott	2	12	5:18.553 0.708	1	2	1	25.274
Gardner, Joel	3	11	5:07.832	1	2	2	25.882
Avemarg, Marius	4	11	5:23.752 15.92	1	2	3	25.768
Honcho, Mike	5	10	5:07.824	1	2	4	27.519
Louis, Richard	6	10	5:29.235 21.41	1	3	2	29.961
Large, Brandon	7	9	5:09.471	1	2	5	30.181
Cemas, Tim	8	9	5:36.199 26.72	1	3	3	32.138
Gimenez, Carlos	9	7	3:58.181	1	2	6	27.792
Davis, Teddy	10	6	5:24.663	1	3	4	29.643

Coral Springs RC Track

Ser#42318

Timing and Scoring by www.RCScoringPro.com

Sponsor	Driver Name	Car	Pos	Laps	Race Time	Behind	Fast Lap	Average Top 5	Top 10	Top 15	Q#
	Kretzschmar, Loren	7	1	12	5:13.013		24.781	25.033	25.553		1
	Cooper, Jared	6	2	11	5:07.083		25.381	25.883	27.044		2
	Diaz, Reuben	2	3	11	5:15.022	7.939	26.199	26.560	28.210		3
	Gardner, Joel	5	4	11	5:15.478	8.395	25.643	26.243	27.383		4
	Souza, Cesar	4	5	11	5:16.478	9.395	25.707	26.145	27.856		5
	Butera, Gavin "The Hammer"	8	6	11	5:27.229	20.146	24.401	25.320	27.566		6
	Gimenez, Carlos	1	7	10	5:08.687		26.427	28.170	30.869		7
	Merrill, James	3	8	0							8


Car#	1	2	3	4	5	6	7	8	9	10
	Gimenez	Diaz	Merrill	Souza	Gardner	Cooper	Kretzschmar	Butera		
1.	6/31.356	2/26.441		1/25.977	7/41.646	4/30.098	3/28.671	5/30.652		
2.	5/28.641	1/26.578		4/31.043	7/28.084	3/25.764	2/25.262	6/29.556		
3.	6/29.091	1/26.751		3/25.707	7/27.101	2/25.831	4/28.816	5/25.090		
4.	4/26.427	1/27.800		3/26.577	7/26.708	6/36.646	2/25.310	5/31.624		
5.	6/46.632	1/27.344		3/26.243	5/26.708	4/25.381	2/27.052	7/51.572		
6.	6/28.755	1/26.831		4/37.914	5/25.643	3/29.099	2/26.800	7/24.401		
7.	7/29.150	2/26.199		3/26.395	5/26.948	4/27.190	1/24.822	6/25.930		
8.	7/29.901	2/32.925		5/30.087	4/26.330	3/28.041	1/25.146	6/25.374		
9.	7/30.800	2/31.916		4/28.238	5/32.792	3/26.134	1/25.154	6/25.806		
10.	7/27.934	3/30.609		4/26.404	5/27.690	2/26.594	1/25.561	6/26.961		
11.		3/31.628		5/31.893	4/25.828	2/26.305	1/24.781	6/30.263		
12.							1/25.638			

Top Qualifiers	Qual#	Laps	Race Time (Difference)	Round	Race	Pos in Race	Fast Lap
Kretzschmar, Loren	1	12	5:13.013	1	4	1	24.781
Cooper, Jared	2	11	5:07.083	1	4	2	25.381
Diaz, Reuben	3	11	5:15.022 7.939	1	4	3	26.199
Gardner, Joel	4	11	5:15.478 0.456	1	4	4	25.643
Souza, Cesar	5	11	5:16.478 1.000	1	4	5	25.707
Butera, Gavin "The Hammer"	6	11	5:27.229 10.75	1	4	6	24.401
Gimenez, Carlos	7	10	5:08.687	1	4	7	26.427
Merrill, James	8	0		1	4	8	

Coral Springs RC Track

Ser#42318

Timing and Scoring by www.RCScoringPro.com

Sponsor	Driver Name	Car	Pos	Laps	Race Time	Behind	Fast Lap	Average Top 5	Top 10	Top 15	Q#
	Butera, Gavin "The Hammer"	5	1	12	5:05.621		23.826	24.220	24.830		1
	Kretzschmar, Loren	1	2	12	5:09.423	3.802	23.512	24.359	25.158		2
	Large, Scott	3	3	12	5:12.917	7.296	25.217	25.352	25.751		3
	Mbrales, Cameron	6	4	11	5:21.968		26.262	26.850	28.249		4
	Agosto, Pedro	4	5	11	5:26.125	4.157	27.773	28.228	29.054		5
	Smith, Junior	2	6	2	1:42.748		42.588				6
	Louis, Richard	7	7	1	0:31.272		31.272				7

Car# 1	2	3	4	5	6	7	8	9	10
Kretzschmar	Smith	Large	Agosto	Butera	Morales	Louis			
1. 2/25.614	7/60.160	4/27.513	5/28.449	1/24.744	3/26.262	6/31.272			
2. 3/29.551	6/42.588	2/26.440	4/29.227	1/26.086	5/39.474				
3. 3/28.289		2/25.328	4/28.223	1/26.030	5/26.630				
4. 3/27.820		2/25.991	5/35.587	1/24.401	4/27.786				
5. 3/25.117		2/25.896	5/28.521	1/25.071	4/26.830				
6. 3/24.584		2/25.217	5/28.337	1/24.510	4/27.374				
7. 3/25.161		2/25.282	5/31.361	1/24.022	4/30.053				
8. 3/23.512		2/27.892	5/29.218	1/25.274	4/27.152				
9. 2/24.751		3/25.455	5/31.070	1/23.826	4/32.468				
10. 2/26.077		3/25.479	5/27.773	1/29.815	4/29.317				
11. 2/24.136		3/26.342	5/28.359	1/24.340	4/28.622				
12. 2/24.811		3/26.082		1/27.502					

Top Qualifiers	Qual#	Laps	Race Time (Difference)	Round	Race	Pos in Race	Fast Lap
Butera, Gavin "The Hammer"	1	12	5:05.621	1	5	1	23.826
Kretzschmar, Loren	2	12	5:09.423 3.802	1	5	2	23.512
Large, Scott	3	12	5:12.917 3.494	1	5	3	25.217
Morales, Cameron	4	11	5:21.968	1	5	4	26.262
Agosto, Pedro	5	11	5:26.125 4.157	1	5	5	27.773
Smith, Junior	6	2	1:42.748	1	5	6	42.588
Louis, Richard	7	1	31.272	1	5	7	31.272

# E-buggy

Top Qualifier is Butera, Gavin "The Hammer" 12/5:05.621 (Rnd 1)

Round 1

6

## Coral Springs RC Track

Ser#42318

Timing and Scoring by [www.RCScoringPro.com](http://www.RCScoringPro.com)

Sponsor	Driver Name	Car	Pos	Laps	Race Time	Behind	Fast Lap	Average Top 5	Top 10	Top 15	Q#
	Gardner, Joel	4	1	12	5:07.768		24.388	24.567	25.238		2
	Mbrales, Fred	3	2	12	5:09.442	1.674	24.329	24.971	25.565		4
	Souza, Cesar	2	3	12	5:14.010	6.242	23.654	24.543	25.510		6
	Gimenez, Carlos	1	4	10	5:06.945		27.506	28.214	30.695		9
	Honcho, Mke	6	5	7	3:26.425		26.746	28.278			10
	Davis, Teddy	7	6	3	5:10.243		28.425				11
	Merrill, James	5	7	0							14

Car#	1	2	3	4	5	6	7	8	9	10
	Gimenez	Souza	Morales	Gardner	Merrill	Honcho	Davis			
1.	5/31.278	1/26.279	3/27.337	2/27.236		4/28.627	6/249.281			
2.	5/27.506	1/24.589	3/25.848	2/25.550		4/26.746	6/28.425			
3.	5/28.419	1/23.654	3/26.232	2/24.792		4/28.713	6/32.537			
4.	5/29.254	1/24.473	3/26.455	2/26.704		4/32.000				
5.	4/27.664	1/29.100	2/25.673	3/27.322		5/28.226				
6.	4/30.977	1/24.708	3/26.359	2/25.059		5/33.037				
7.	4/28.262	1/27.499	3/26.459	2/24.648		5/29.076				
8.	4/29.219	1/25.289	2/24.663	3/28.063						
9.	4/31.746	3/29.808	1/25.029	2/25.000						
10.	4/42.620	3/25.790	2/25.898	1/24.388						
11.		3/26.589	2/25.160	1/24.421						
12.		3/26.232	2/24.329	1/24.585						

Top Qualifiers		Qual#	Laps	Race Time (Difference)		Round	Race	Pos in Race	Fast Lap
	Butera, Gavin "The Hammer"	1	12	5:05.621		1	5	1	23.826
	Gardner, Joel	2	12	5:07.768	2.147	1	6	1	24.388
	Kretzschmar, Loren	3	12	5:09.423	1.655	1	5	2	23.512
	Morales, Fred	4	12	5:09.442	0.019	1	6	2	24.329
	Large, Scott	5	12	5:12.917	3.475	1	5	3	25.217
	Souza, Cesar	6	12	5:14.010	1.093	1	6	3	23.654
	Morales, Cameron	7	11	5:21.968		1	5	4	26.262
	Agosto, Pedro	8	11	5:26.125	4.157	1	5	5	27.773
	Gimenez, Carlos	9	10	5:06.945		1	6	4	27.506
	Honcho, Mike	10	7	3:26.425		1	6	5	26.746

# 4wd Mod

Round 2

Top Qualifier is Cooper, Jared 13/5: 15.086 (Rnd 1)



## Coral Springs RC Track

Ser#42318

Timing and Scoring by [www.RCScoringPro.com](http://www.RCScoringPro.com)

Sponsor	Driver Name	Car	Pos	Laps	Race Time	Behind	Fast Lap	Average Top 5	Top 10	Top 15	Q#
	Cooper, Jared	1	1	13	5:06.894		22.355	22.629	22.919		1
	Butera, Gavin "The Hammer"	3	2	13	5:07.117	0.223	22.442	22.989	23.240		2
	Diaz, Reuben	6	3	13	5:14.194	7.300	23.069	23.401	23.666		3
	Rodriguez, Fred	5	4	12	5:01.040		23.840	23.991	24.699		4
	Lee, Pak	4	5	12	5:16.165	15.125	23.583	24.358	25.387		5
	Kretzschmar, Loren	2	6	0							

Car#	1	2	3	4	5	6	7	8	9	10
	Cooper	Kretzschmar	Butera	Lee	Rodriguez	Diaz				
1.	3/24.220		2/23.463	4/25.054	5/25.132	1/23.407				
2.	2/22.389		1/23.125	4/23.583	5/24.121	3/23.796				
3.	1/23.074		2/23.157	4/23.906	5/23.840	3/23.760				
4.	2/23.253		1/22.442	5/30.190	4/26.346	3/23.492				
5.	2/25.559		1/23.558	5/25.495	4/23.880	3/24.126				
6.	2/23.299		1/23.281	5/25.003	4/23.985	3/24.031				
7.	2/22.355		1/24.375	5/32.103	4/25.068	3/23.069				
8.	2/23.214		1/23.920	5/27.846	4/25.708	3/27.335				
9.	1/22.804		2/23.280	5/24.724	4/27.708	3/23.275				
10.	2/27.924		1/23.305	5/24.576	4/24.128	3/23.891				
11.	2/22.981		1/22.943	5/25.444	4/26.201	3/23.809				
12.	2/22.617		1/26.425	5/28.241	4/24.923	3/24.578				
13.	1/23.205		2/23.843			3/25.625				

Top Qualifiers	Qual#	Laps	Race Time (Difference)	Round	Race	Pos in Race	Fast Lap
Cooper, Jared	1	13	5:06.894	2	1	1	22.355
Butera, Gavin "The Hammer"	2	13	5:07.117 0.223	2	1	2	22.442
Diaz, Reuben	3	13	5:14.194 7.077	2	1	3	23.069
Rodriguez, Fred	4	12	5:01.040	2	1	4	23.840
Lee, Pak	5	12	5:14.045 13.00	1	1	3	23.925
Kretzschmar, Loren	6	0		1	1	6	

# Pro 4 Mod

Round 2

Top Qualifier is Morales, Fred 12/5: 17.845 (Rnd 1)

2

## Coral Springs RC Track

Ser#42318

Timing and Scoring by [www.RCScoringPro.com](http://www.RCScoringPro.com)

Sponsor	Driver Name	Car	Pos	Laps	Race Time	Behind	Fast Lap	Average Top 5	Top 10	Top 15	Q#
	Large, Scott	2	1	12	5:17.844		24.840	25.268	26.032		1
	Gardner, Joel	6	2	11	5:06.748		25.329	26.181	27.388		3
	Avemarg, Marius	4	3	10	5:01.574		26.711	28.406	30.157		4
	Honcho, Mke	1	4	10	5:08.701	7.127	26.026	27.534	30.870		5
	Gimenez, Carlos	5	5	10	5:11.808	10.234	27.871	28.432	31.181		6
	Large, Brandon	3	6	9	5:22.252		29.366	32.689			8

Car#	1	2	3	4	5	6	7	8	9	10
	Honcho	Large	Large	Avemarg	Gimenez	Gardner				
1.	3/29.484	1/24.851	5/34.407	2/26.711	6/44.542	4/32.868				
2.	3/27.318	1/25.977	5/29.366	2/29.575	6/28.345	4/26.750				
3.	2/26.026	1/26.105	5/38.754	4/30.678	6/33.460	3/26.559				
4.	3/33.950	1/27.301	6/37.706	4/32.809	5/27.871	2/25.695				
5.	3/29.518	1/24.859	6/35.128	4/27.941	5/30.595	2/26.888				
6.	4/42.011	1/25.815	6/36.695	3/27.553	5/28.849	2/29.836				
7.	4/27.102	1/26.990	6/34.427	3/30.252	5/27.993	2/26.570				
8.	5/36.067	1/26.880	6/30.119	3/31.947	4/29.102	2/26.820				
9.	4/29.129	1/28.985	6/45.650	3/30.373	5/30.392	2/25.329				
10.	4/28.096	1/26.698		3/33.735	5/30.659	2/28.446				
11.		1/28.543				2/30.987				
12.		1/24.840								

Top Qualifiers	Qual#	Laps	Race Time (Difference)	Round	Race	Pos in Race	Fast Lap
Large, Scott	1	12	5:17.844	2	2	1	24.840
Morales, Fred	2	12	5:17.845 0.001	1	3	1	24.701
Gardner, Joel	3	11	5:06.748	2	2	2	25.329
Avemarg, Marius	4	11	5:23.752 17.00	1	2	3	25.768
Honcho, Mike	5	10	5:07.824	1	2	4	27.519
Gimenez, Carlos	6	10	5:11.808 3.984	2	2	5	27.871
Louis, Richard	7	10	5:29.235 17.42	1	3	2	29.961
Large, Brandon	8	9	5:09.471	1	2	5	30.181
Cemas, Tim	9	9	5:36.199 26.72	1	3	3	32.138
Davis, Teddy	10	6	5:24.663	1	3	4	29.643



# Pro 4 Mod

Top Qualifier is Large, Scott 12/5: 17.844 (Rnd 2)

Round 2

3

## Coral Springs RC Track

Ser#42318

Timing and Scoring by [www.RCScoringPro.com](http://www.RCScoringPro.com)

Sponsor	Driver Name	Car	Pos	Laps	Race Time	Behind	Fast Lap	Average Top 5	Top 10	Top 15	Q#
	Mbrales, Fred	1	1	12	5:13.927		25.221	25.416	25.679		1
	Davis, Teddy	3	2	11	5:22.544		26.809	28.066	28.996		4
	Louis, Richard	2	3	2	1:07.559		32.108				8
	Cemas, Tim	6	4	2	1:53.727	46.168	52.591				10
	Smith, Junior	4	5	0							
	Tyson, Tim	5	6	0							

Car#	1	2	3	4	5	6	7	8	9	10
	Morales	Louis	Davis	Smith	Tyson	Cemas				
1.	1/25.664	3/32.108	2/29.342			4/52.591				
2.	1/26.211	3/35.451	2/27.899			4/61.136				
3.	1/26.616		2/29.686							
4.	1/25.731		2/29.323							
5.	1/25.668		2/29.726							
6.	1/30.523		2/30.331							
7.	1/25.272		2/26.809							
8.	1/25.551		2/30.546							
9.	1/25.373		2/27.236							
10.	1/25.221		2/32.581							
11.	1/26.268		2/29.065							
12.	1/25.829									

Top Qualifiers	Qual#	Laps	Race Time (Difference)	Round	Race	Pos in Race	Fast Lap
Morales, Fred	1	12	5:13.927	2	3	1	25.221
Large, Scott	2	12	5:17.844 3.917	2	2	1	24.840
Gardner, Joel	3	11	5:06.748	2	2	2	25.329
Davis, Teddy	4	11	5:22.544 15.79	2	3	2	26.809
Avemarg, Marius	5	11	5:23.752 1.208	1	2	3	25.768
Honcho, Mike	6	10	5:07.824	1	2	4	27.519
Gimenez, Carlos	7	10	5:11.808 3.984	2	2	5	27.871
Louis, Richard	8	10	5:29.235 17.42	1	3	2	29.961
Large, Brandon	9	9	5:09.471	1	2	5	30.181
Cemas, Tim	10	9	5:36.199 26.72	1	3	3	32.138

# 2WD Stock

Top Qualifier is Kretzschmar, Loren 12/5: 13.013 (Rnd 1)

Round 2

4

## Coral Springs RC Track

Ser#42318

Timing and Scoring by [www.RCScoringPro.com](http://www.RCScoringPro.com)

Sponsor	Driver Name	Car	Pos	Laps	Race Time	Behind	Fast Lap	Average Top 5	Top 10	Top 15	Q#
	Kretzschmar, Loren	7	1	12	5:19.563		25.151	25.567	26.245		1
	Diaz, Reuben	2	2	11	5:00.277		25.439	25.541	26.710		2
	Souza, Cesar	4	3	11	5:06.943	6.666	25.997	26.531	27.421		3
	Butera, Gavin "The Hammer"	8	4	11	5:15.713	15.436	25.021	26.231	28.166		6
	Gardner, Joel	5	5	11	5:17.627	17.350	25.049	26.893	28.527		5
	Gimenez, Carlos	1	6	10	5:19.783		26.589	28.030	31.978		7
	Cooper, Jared	6	7	0							
	Merrill, James	3	8	0							

Car# 1	2	3	4	5	6	7	8	9	10
Gimenez	Diaz	Merrill	Souza	Gardner	Cooper	Kretzschmar	Butera		
1. 6/39.658	2/25.512		4/26.223	1/25.049		5/29.370	3/26.132		
2. 6/30.057	1/25.703		5/32.735	2/26.848		4/27.130	3/29.204		
3. 6/26.589	1/25.439		4/27.224	2/30.299		3/27.666	5/32.803		
4. 6/29.045	1/26.374		5/27.383	2/28.665		3/27.742	4/25.021		
5. 6/42.651	1/25.500		4/28.522	3/29.563		2/25.151	5/29.344		
6. 6/28.583	1/25.553		3/26.230	5/32.356		2/25.515	4/27.902		
7. 6/26.764	1/33.176		3/29.413	5/29.799		2/26.075	4/28.162		
8. 6/29.167	2/31.111		4/26.983	5/30.184		1/25.384	3/25.893		
9. 6/32.985	2/27.111		4/25.997	5/27.041		1/26.008	3/26.206		
10. 6/34.284	2/27.774		3/27.451	5/30.959		1/27.739	4/34.057		
11. _____	2/27.024		3/28.782	5/26.864		1/25.870	4/30.989		
12. _____						1/25.913			

Top Qualifiers	Qual#	Laps	Race Time (Difference)	Round	Race	Pos in Race	Fast Lap
Kretzschmar, Loren	1	12	5:13.013	1	4	1	24.781
Diaz, Reuben	2	11	5:00.277	2	4	2	25.439
Souza, Cesar	3	11	5:06.943 6.666	2	4	3	25.997
Cooper, Jared	4	11	5:07.083 0.140	1	4	2	25.381
Gardner, Joel	5	11	5:15.478 8.395	1	4	4	25.643
Butera, Gavin "The Hammer"	6	11	5:15.713 0.235	2	4	4	25.021
Gimenez, Carlos	7	10	5:08.687	1	4	7	26.427
Merrill, James	8	0		1	4	8	

# E-buggy

Top Qualifier is Butera, Gavin "The Hammer" 12/5:05.621 (Rnd 1)

Round 2

5

## Coral Springs RC Track

Ser#42318

Timing and Scoring by [www.RCScoringPro.com](http://www.RCScoringPro.com)

Sponsor	Driver Name	Car	Pos	Laps	Race Time	Behind	Fast Lap	Average Top 5	Top 10	Top 15	Q#
	Butera, Gavin "The Hammer"	5	1	13	5:22.287		23.825	24.011	24.429		1
	Kretzschmar, Loren	1	2	13	5:23.009	0.722	23.219	23.424	23.703		2
	Large, Scott	3	3	12	5:24.074		24.394	25.396	26.247		5
	Mbrales, Cameron	6	4	11	5:24.064		26.810	27.683	29.192		7
	Louis, Richard	7	5	10	5:22.686		28.492	30.214	32.269		10
	Agosto, Pedro	4	6	8	5:24.636		28.380	29.287			8
	Smith, Junior	2	7	6	5:31.276		34.405	49.453			12

Car# 1	2	3	4	5	6	7	8	9	10
Kretzschmar	Smith	Large	Agosto	Butera	Morales	Louis			
1. 2/28.459	7/41.766	4/28.963	5/29.279	1/24.129	6/31.965	3/28.492			
2. 2/23.405	7/76.046	3/32.288	5/33.427	1/24.884	4/30.355	6/36.533			
3. 2/31.608	7/44.941	3/29.320	4/29.591	1/25.388	5/31.099	6/29.288			
4. 2/23.511	6/34.405	3/24.995	7/113.291	1/24.031	4/28.959	5/31.739			
5. 2/24.270	7/50.107	3/26.051	6/31.483	1/26.190	4/27.610	5/33.161			
6. 2/23.953	7/84.011	3/26.222	6/28.380	1/24.587	4/28.644	5/29.436			
7. 2/23.660		3/24.394	6/30.687	1/24.221	4/31.132	5/34.289			
8. 2/23.633		3/25.673	6/28.498	1/26.416	4/26.810	5/34.307			
9. 2/23.723		3/25.866		1/25.294	4/32.140	5/33.327			
10. 2/25.914		3/26.345		1/23.825	4/27.717	5/32.114			
11. 2/23.219		3/26.160		1/23.847	4/27.633				
12. 2/23.350		3/27.797		1/24.424					
13. 2/24.304				1/25.051					

Top Qualifiers	Qual#	Laps	Race Time (Difference)	Round	Race	Pos in Race	Fast Lap
Butera, Gavin "The Hammer"	1	13	5:22.287	2	5	1	23.825
Kretzschmar, Loren	2	13	5:23.009 0.722	2	5	2	23.219
Gardner, Joel	3	12	5:07.768	1	6	1	24.388
Morales, Fred	4	12	5:09.442 1.674	1	6	2	24.329
Large, Scott	5	12	5:12.917 3.475	1	5	3	25.217
Souza, Cesar	6	12	5:14.010 1.093	1	6	3	23.654
Morales, Cameron	7	11	5:21.968	1	5	4	26.262
Agosto, Pedro	8	11	5:26.125 4.157	1	5	5	27.773
Gimenez, Carlos	9	10	5:06.945	1	6	4	27.506
Louis, Richard	10	10	5:22.686 15.74	2	5	5	28.492

# E-buggy

Top Qualifier is Butera, Gavin "The Hammer" 13/5: 22.287 (Rnd 2)

Round 2

6

## Coral Springs RC Track

Ser#42318

Timing and Scoring by [www.RCScoringPro.com](http://www.RCScoringPro.com)

Sponsor	Driver Name	Car	Pos	Laps	Race Time	Behind	Fast Lap	Average Top 5	Top 10	Top 15	Q#
	Souza, Cesar	2	1	12	5:02.296		23.106	23.530	24.635		3
	Gardner, Joel	4	2	12	5:14.156	11.860	24.087	24.936	25.789		4
	Mbrales, Fred	3	3	12	5:18.190	15.894	24.973	25.194	25.690		5
	Honcho, Mke	6	4	11	5:15.155		25.997	26.628	28.131		7
	Gimenez, Carlos	1	5	10	5:07.042		27.360	28.322	30.704		10
	Davis, Teddy	7	6	10	5:24.874	17.832	27.453	29.746	32.487		12
	Merrill, James	5	7	0							

Car#	1	2	3	4	5	6	7	8	9	10
	Gimenez	Souza	Morales	Gardner	Merrill	Honcho	Davis			
1.	5/30.311	3/27.830	1/25.380	2/27.353		4/29.908	6/32.611			
2.	4/28.476	3/28.120	1/25.229	2/26.685		5/33.372	6/31.110			
3.	4/29.516	2/23.161	1/26.245	3/25.329		5/28.351	6/29.631			
4.	4/32.048	3/26.161	1/26.270	2/25.375		5/33.840	6/38.043			
5.	4/29.034	1/23.435	3/34.001	2/25.863		5/26.659	6/30.924			
6.	4/27.974	1/23.261	3/25.821	2/25.790		5/26.886	6/29.610			
7.	5/35.106	1/25.718	3/25.072	2/24.087		4/28.824	6/27.453			
8.	5/38.453	1/24.688	3/27.136	2/27.501		4/25.997	6/38.768			
9.	5/28.764	1/26.409	3/25.458	2/24.099		4/26.748	6/35.122			
10.	5/27.360	1/25.050	3/25.318	2/28.770		4/26.849	6/31.602			
11.		1/25.357	3/27.287	2/26.704		4/27.721				
12.		1/23.106	3/24.973	2/26.600						

Top Qualifiers		Qual#	Laps	Race Time (Difference)		Round	Race	Pos in Race	Fast Lap
Butera, Gavin "The Hammer"		1	13	5:22.287		2	5	1	23.825
Kretschmar, Loren		2	13	5:23.009	0.722	2	5	2	23.219
Souza, Cesar		3	12	5:02.296		2	6	1	23.106
Gardner, Joel		4	12	5:07.768	5.472	1	6	1	24.388
Morales, Fred		5	12	5:09.442	1.674	1	6	2	24.329
Large, Scott		6	12	5:12.917	3.475	1	5	3	25.217
Honcho, Mike		7	11	5:15.155		2	6	4	25.997
Morales, Cameron		8	11	5:21.968	6.813	1	5	4	26.262
Agosto, Pedro		9	11	5:26.125	4.157	1	5	5	27.773
Gimenez, Carlos		10	10	5:06.945		1	6	4	27.506

# E-buggy (B Main)

Top Qualifier is Butera, Gavin "The Hammer" 13/5: 22.287 (Rnd 2)

Round 3

1

## Coral Springs RC Track

Ser#42318

Timing and Scoring by [www.RCScoringPro.com](http://www.RCScoringPro.com)

Sponsor	Driver Name	Car	Pos	Laps	Race Time	Behind	Fast Lap	Average Top 5	Top 10	Top 15	Q#
	Agosto, Pedro	4	1	12	5: 25.510		24.313	25.888	26.582		9
	Gimenez, Carlos	1	2	11	5: 12.528		25.325	26.368	27.670		10
	Davis, Teddy	3	3	11	5: 16.753	4.225	26.307	27.048	28.274		12
	Smith, Junior	2	4	5	3: 24.651		33.814	40.930			13
	Louis, Richard	6	5	0							11
	Merrill, James	5	6	0							14

Car#	1	2	3	4	5	6	7	8	9	10
	Gimenez	Smith	Davis	Agosto	Merrill	Louis				
1.	2/26.548	4/33.814	3/30.168	1/24.313						
2.	2/26.105	4/38.092	3/27.445	1/27.054						
3.	1/26.055	4/41.688	3/34.010	2/27.465						
4.	1/29.720	4/42.902	3/29.853	2/30.470						
5.	1/25.325	4/48.155	3/29.183	2/28.189						
6.	2/35.825		3/27.388	1/26.204						
7.	2/28.067		3/27.086	1/26.800						
8.	2/30.167		3/30.632	1/26.295						
9.	2/27.805		3/26.307	1/29.218						
10.	2/27.806		3/27.015	1/26.872						
11.	2/29.105		3/27.666	1/26.599						
12.				1/26.031						

# 2WD Stock (A Main)

Round 3

Top Qualifier is Kretzschmar, Loren 12/5: 13.013 (Rnd 1)

2

## Coral Springs RC Track

Ser#42318

Timing and Scoring by [www.RCScoringPro.com](http://www.RCScoringPro.com)

Sponsor	Driver Name	Car	Pos	Laps	Race Time	Behind	Fast Lap	Average Top 5	Top 10	Top 15	Q#
	Butera, Gavin "The Hammer"	8	1	12	5:13.771		23.844	24.655	25.484		6
	Kretzschmar, Loren	7	2	12	5:25.542	11.771	23.828	25.710	26.711		1
	Souza, Cesar	4	3	11	5:15.425		25.593	26.440	28.220		3
	Gardner, Joel	5	4	11	5:19.075	3.650	25.492	26.228	28.378		5
	Gimenez, Carlos	1	5	10	5:15.709		25.952	28.819	31.571		7
	Diaz, Reuben	2	6	7	3:21.332		24.966	26.702			2
	Merrill, James	3	7	4	2:21.179		30.531				8
	Cooper, Jared	6	8	0							4

Car#	1	2	3	4	5	6	7	8	9	10
	Gimenez	Diaz	Merrill	Souza	Gardner	Cooper	Kretzschmar	Butera		
1.	5/30.845	1/25.032	7/38.121	2/25.593	6/34.072		4/27.590	3/26.725		
2.	4/25.952	1/24.966	7/30.807	5/32.850	6/28.301		3/26.772	2/26.317		
3.	5/34.050	1/25.871	7/30.531	4/28.246	6/28.652		3/25.077	2/23.844		
4.	6/30.872	3/29.186	7/41.720	4/26.295	5/25.492		1/23.828	2/27.270		
5.	6/31.630	3/32.497		4/27.507	5/25.728		1/28.171	2/28.020		
6.	6/27.466	5/35.324		4/31.872	3/27.157		2/26.636	1/25.487		
7.	6/29.816	5/28.456		4/28.671	3/26.968		1/29.282	2/30.909		
8.	5/36.607			4/26.322	3/25.834		2/29.148	1/25.767		
9.	5/30.016			3/26.484	4/34.459		2/27.389	1/24.340		
10.	5/38.455			3/33.226	4/35.296		2/28.476	1/24.832		
11.				3/28.359	4/27.116		2/26.237	1/25.390		
12.							2/26.936	1/24.870		



# 4wd Mod (A Main)

Round 3

Top Qualifier is Cooper, Jared 13/5: 06.894 (Rnd 2)

4

## Coral Springs RC Track

Ser#42318

Timing and Scoring by [www.RCScoringPro.com](http://www.RCScoringPro.com)

Sponsor	Driver Name	Car	Pos	Laps	Race Time	Behind	Fast Lap	Average Top 5	Top 10	Top 15	Q#
	Butera, Gavin "The Hammer"	3	1	13	5:03.603		21.406	22.471	22.811		2
	Cooper, Jared	1	2	13	5:10.167	6.564	22.767	23.098	23.365		1
	Diaz, Reuben	6	3	13	5:11.105	7.502	22.898	22.995	23.417		3
	Rodriguez, Fred	5	4	13	5:20.014	16.411	23.149	23.553	24.014		4
	Lee, Pak	4	5	12	5:16.996		23.496	24.813	25.695		5
	Kretschmar, Loren	2	6	10	4:02.896		22.591	22.881	24.290		6

Car#	1	2	3	4	5	6	7	8	9	10
	Cooper	Kretschmar	Butera	Lee	Rodriguez	Diaz				
1.	2/22.767	6/25.867	1/21.406	5/25.560	4/23.949	3/23.243				
2.	2/23.205	6/29.998	1/22.499	5/28.816	3/23.511	4/25.099				
3.	2/24.887	5/24.591	1/22.907	6/27.870	4/24.296	3/23.178				
4.	4/27.696	5/22.907	1/23.245	6/23.928	3/23.344	2/23.025				
5.	4/23.629	5/23.620	1/25.880	6/23.496	3/23.149	2/22.958				
6.	4/23.851	5/22.591	1/22.756	6/26.447	3/25.573	2/24.143				
7.	4/23.521	5/22.802	1/22.965	6/25.418	3/24.273	2/22.917				
8.	4/23.058	5/23.067	1/23.092	6/25.661	3/23.811	2/26.520				
9.	3/23.272	5/23.040	1/23.385	6/25.912	4/25.576	2/22.898				
10.	3/23.188	4/24.413	1/22.787	6/26.257	5/28.729	2/23.435				
11.	3/23.869		1/23.770	5/26.398	4/24.508	2/23.592				
12.	3/23.295		1/23.066	5/31.233	4/24.795	2/24.778				
13.	2/23.929		1/25.845		4/24.500	3/25.319				



