



Coral Springs RC Track

Ser#42318

Timing and Scoring by [www.RCScoringPro.com](http://www.RCScoringPro.com)

Sponsor	Driver Name	Car	Pos	Laps	Race Time	Behind	Fast Lap	Average Top 5	Top 10	Top 15	Q#
	Record, Corey	5	1	12	5:33.102		25.894	26.279	26.923		1
	Prine, Jordan	4	2	11	5:18.795		27.337	27.945	28.727		2
	Mbrales, Fred	1	3	10	5:11.563		28.833	29.579	31.156		3
	Prine, Greg	3	4	10	5:23.331	11.768	29.254	30.296	32.333		4
	Mbrales, Cameron	6	5	7	4:09.331		31.831	34.370			5
	Davis, Teddy	2	6	0							6


Car#	1	2	3	4	5	6	7	8	9	10
	Morales	Davis	Prine	Prine	Record	Morales				
1.	5/38.693		3/32.683	2/31.527	1/26.510	4/37.116				
2.	4/30.283		3/32.176	2/28.198	1/25.894	5/33.982				
3.	4/28.833		3/30.316	2/28.293	1/26.924	5/31.831				
4.	4/31.241		3/29.484	2/29.452	1/26.550	5/32.567				
5.	3/30.294		4/36.886	2/28.535	1/26.919	5/36.355				
6.	3/29.334		4/32.219	2/28.494	1/26.330	5/39.739				
7.	3/30.415		4/37.032	2/31.074	1/26.177	5/37.741				
8.	3/31.347		4/29.254	2/27.405	1/29.065					
9.	3/29.152		4/30.248	2/28.984	1/26.485					
10.	3/31.971		4/33.033	2/27.337	1/28.980					
11.				2/29.496	1/28.465					
12.					1/34.803					



# Coral Springs RC Track

Ser#42318

Timing and Scoring by [www.RCScoringPro.com](http://www.RCScoringPro.com)

Sponsor	Driver Name	Car	Pos	Laps	Race Time	Behind	Fast Lap	Average Top 5	Top 10	Top 15	Q#
	Mbrales, Fred	1	1	12	5:17.525		25.491	25.764	26.215		1
	Prine, Greg	5	2	12	5:19.859	2.334	25.330	25.941	26.432		2
	Kretzschmar, Loren	6	3	12	5:22.118	4.593	24.607	25.250	25.937		3
	Lee, Pak	3	4	12	5:25.987	8.462	25.424	25.909	26.663		4
	Record, Corey	2	5	11	4:44.698		23.869	24.605	25.436		5
	Prine, Jordan	4	6	11	5:24.273	39.575	26.816	27.416	28.340		6

Car#	1	2	3	4	5	6	7	8	9	10
	Morales	Record	Lee	Prine	Prine	Kretzschmar				
1.	2/26.893	1/24.523	6/28.000	4/27.255	3/26.994	5/27.477				
2.	2/26.261	1/24.792	4/29.507	6/40.872	3/27.675	5/33.967				
3.	2/26.890	1/25.888	4/27.011	6/27.925	3/26.732	5/28.253				
4.	2/26.499	1/25.371	4/27.866	6/26.816	3/26.771	5/25.335				
5.	2/25.491	1/24.900	4/26.280	6/30.011	3/27.866	5/25.429				
6.	2/25.878	1/24.941	4/25.424	6/28.325	3/26.768	5/28.780				
7.	2/28.432	1/23.869	4/29.850	6/27.647	3/26.813	5/25.355				
8.	2/26.790	1/27.277	4/25.468	6/28.192	3/25.330	5/25.525				
9.	2/26.137	1/27.263	5/26.995	6/30.949	3/25.401	4/25.560				
10.	2/25.758	1/25.534	5/26.117	6/27.436	3/25.961	4/25.609				
11.	2/26.939	1/30.340	5/26.258	6/28.845	3/26.280	4/26.221				
12.	1/25.557		4/27.211		2/27.268	3/24.607				

Top Qualifiers	Qual#	Laps	Race Time (Difference)		Round	Race	Pos in Race	Fast Lap
Morales, Fred	1	12	5:17.525		1	2	1	25.491
Prine, Greg	2	12	5:19.859	2.334	1	2	2	25.330
Kretzschmar, Loren	3	12	5:22.118	2.259	1	2	3	24.607
Lee, Pak	4	12	5:25.987	3.869	1	2	4	25.424
Record, Corey	5	11	4:44.698		1	2	5	23.869
Prine, Jordan	6	11	5:24.273	39.57	1	2	6	26.816

Coral Springs RC Track

Ser#42318

Timing and Scoring by www.RCScoringPro.com

Sponsor	Driver Name	Car	Pos	Laps	Race Time	Behind	Fast Lap	Average Top 5	Top 10	Top 15	Q#
	Record, Corey	5	1	12	5:19.289		25.022	25.428	25.882		1
	Mbrales, Fred	1	2	12	5:23.249	3.960	24.950	25.616	26.277		2
	Record, Jeff	6	3	11	5:05.683		26.078	26.655	27.271		3
	Mbrales, Cameron	7	4	10	5:08.858		29.697	29.946	30.886		4
	Louis, Richard	3	5	9	5:16.962		31.396	32.774			5
	Blume, Richard	4	6	8	5:13.471		33.786	36.161			6
	Cemas, Tim	2	7	8	5:20.762	7.291	36.350	38.142			7



Car#	1	2	3	4	5	6	7	8	9	10
	Morales	Cemas	Louis	Blume	Record	Record	Morales			
1.	3/28.423	6/36.350	5/34.311	7/42.491	1/26.188	2/28.143	4/29.922			
2.	2/25.947	6/37.797	5/33.484	7/37.050	1/25.556	3/26.448	4/30.624			
3.	2/25.382	6/39.094	5/33.446	7/37.033	1/25.053	3/27.329	4/30.092			
4.	2/26.067	7/41.619	5/36.207	6/37.932	1/25.657	3/27.050	4/30.491			
5.	2/28.122	7/44.261	5/46.477	6/35.002	1/26.205	3/26.078	4/30.928			
6.	2/24.950	7/38.226	5/32.208	6/33.786	1/25.022	3/26.745	4/35.611			
7.	2/32.057	7/44.171	5/36.097	6/48.530	1/25.852	3/32.976	4/31.475			
8.	2/26.215	7/39.244	5/31.396	6/41.647	1/26.452	3/26.952	4/29.697			
9.	2/25.758		5/33.336		1/29.904	3/27.743	4/29.718			
10.	2/26.043				1/26.224	3/28.366	4/30.300			
11.	2/27.407				1/26.608	3/27.853				
12.	2/26.878				1/30.568					

Top Qualifiers	Qual#	Laps	Race Time (Difference)	Round	Race	Pos in Race	Fast Lap
Record, Corey	1	12	5:19.289	1	3	1	25.022
Morales, Fred	2	12	5:23.249 3.960	1	3	2	24.950
Record, Jeff	3	11	5:05.683	1	3	3	26.078
Morales, Cameron	4	10	5:08.858	1	3	4	29.697
Louis, Richard	5	9	5:16.962	1	3	5	31.396
Blume, Richard	6	8	5:13.471	1	3	6	33.786
Cemas, Tim	7	8	5:20.762 7.291	1	3	7	36.350

Coral Springs RC Track

Ser#42318

Timing and Scoring by www.RCScoringPro.com

Sponsor	Driver Name	Car	Pos	Laps	Race Time	Behind	Fast Lap	Average Top 5	Top 10	Top 15	Q#
	Kretzschmar, Loren	1	1	12	5:07.472		24.671	24.969	25.423		1
	Morales, Fred	2	2	12	5:10.545	3.073	24.987	25.229	25.606		2
	Lee, Pak	5	3	11	5:18.297		25.950	26.608	28.334		3
	Blume, Richard	4	4	10	5:15.764		27.492	29.262	31.576		4
	Reyes, Yoandy	7	5	9	4:11.615		24.681	25.522			5
	Louis, Richard	3	6	9	5:05.065	53.450	31.139	32.302			6
	Davis, Teddy	6	7	0							7

Car# 1	2	3	4	5	6	7	8	9	10
Kretzschmar	Morales	Louis	Blume	Lee	Davis	Reyes			
1.	3/25.991	1/25.440	6/31.139	5/29.198	2/25.950	4/26.065			
2.	3/26.047	1/25.884	6/33.131	5/31.650	4/26.347	2/25.710			
3.	3/26.278	1/25.068	6/33.178	5/30.280	4/26.581	2/25.903			
4.	3/24.671	1/25.372	6/34.735	5/27.492	4/30.802	2/25.250			
5.	2/25.600	1/25.279	6/32.558	5/36.981	3/27.143	4/37.452			
6.	2/26.965	1/24.987	6/32.698	5/37.361	3/27.017	4/32.605			
7.	2/25.881	1/25.822	6/36.003	5/33.183	4/34.961	3/24.681			
8.	2/25.030	1/25.903	6/39.640	5/30.235	4/27.452	3/27.380			
9.	2/24.927	1/26.701	6/31.983	5/29.677	4/30.011	3/26.569			
10.	1/24.835	2/27.781		4/29.707	3/28.032				
11.	1/25.866	2/26.068			3/34.001				
12.	1/25.381	2/26.240							

Top Qualifiers	Qual#	Laps	Race Time (Difference)	Round	Race	Pos in Race	Fast Lap
Kretzschmar, Loren	1	12	5:07.472	1	4	1	24.671
Morales, Fred	2	12	5:10.545 3.073	1	4	2	24.987
Lee, Pak	3	11	5:18.297	1	4	3	25.950
Blume, Richard	4	10	5:15.764	1	4	4	27.492
Reyes, Yoandy	5	9	4:11.615	1	4	5	24.681
Louis, Richard	6	9	5:05.065 53.45	1	4	6	31.139
Davis, Teddy	7	0		1	4	7	

# 2WD Stock

Round 2

Top Qualifier is Record, Corey 12/5: 33.102 (Rnd 1)



## Coral Springs RC Track

Ser#42318

Timing and Scoring by [www.RCScoringPro.com](http://www.RCScoringPro.com)

Sponsor	Driver Name	Car	Pos	Laps	Race Time	Behind	Fast Lap	Average Top 5	Top 10	Top 15	Q#
	Record, Corey	5	1	11	5:06.596		26.029	26.374	27.417		1
	Chavez, Daniel	7	2	11	5:08.675	2.079	26.150	26.498	27.427		2
	Mbrales, Fred	1	3	11	5:22.068	15.472	28.214	28.566	28.903		4
	Prine, Greg	3	4	10	5:08.525		28.092	29.373	30.852		5
	Mbrales, Cameron	6	5	10	5:08.661	0.136	28.388	29.131	30.866		6
	Davis, Teddy	2	6	0							
	Prine, Jordan	4	7	0							

Car# 1	2	3	4	5	6	7	8	9	10
Morales	Davis	Prine	Prine	Record	Morales	Chavez			
1. 5/29.893		3/29.039		1/26.029	4/29.116	2/27.214			
2. 3/28.214		5/31.674		1/27.201	4/30.005	2/26.150			
3. 3/28.373		5/29.002		1/26.183	4/29.320	2/26.435			
4. 3/29.021		5/30.048		1/26.856	4/28.388	2/34.402			
5. 3/28.903		4/28.092		1/26.416	5/31.354	2/26.722			
6. 3/29.191		4/31.268		1/28.950	5/40.381	2/31.378			
7. 3/28.441		4/32.034		1/26.385	5/29.755	2/26.763			
8. 3/28.899		4/33.595		1/26.952	5/29.966	2/27.492			
9. 3/33.040		4/33.087		1/31.367	5/31.301	2/26.933			
10. 3/28.997		4/30.686		1/27.832	5/29.075	2/26.421			
11. 3/29.096				1/32.425		2/28.765			

Top Qualifiers	Qual#	Laps	Race Time (Difference)	Round	Race	Pos in Race	Fast Lap
Record, Corey	1	12	5:33.102	1	1	1	25.894
Chavez, Daniel	2	11	5:08.675	2	1	2	26.150
Prine, Jordan	3	11	5:18.795 10.12	1	1	2	27.337
Morales, Fred	4	11	5:22.068 3.273	2	1	3	28.214
Prine, Greg	5	10	5:08.525	2	1	4	28.092
Morales, Cameron	6	10	5:08.661 0.136	2	1	5	28.388
Davis, Teddy	7	0		1	1	6	

# 4wd Mod

Round 2

Top Qualifier is Morales, Fred 12/5: 17.525 (Rnd 1)

2

## Coral Springs RC Track

Ser#42318

Timing and Scoring by [www.RCScoringPro.com](http://www.RCScoringPro.com)

Sponsor	Driver Name	Car	Pos	Laps	Race Time	Behind	Fast Lap	Average Top 5	Top 10	Top 15	Q#
	Record, Corey	2	1	13	5:22.127		23.598	24.086	24.339		1
	Lee, Pak	3	2	12	5:13.241		24.922	25.131	25.707		2
	Kretzschmar, Loren	6	3	12	5:15.882	2.641	24.267	25.117	25.888		3
	Prine, Greg	5	4	12	5:25.140	11.899	25.156	25.707	26.400		5
	Mbrales, Fred	1	5	4	1:41.599		24.623				4
	Prine, Jordan	4	6	0							

Car#	1	2	3	4	5	6	7	8	9	10
	Morales	Record	Lee	Prine	Prine	Kretzschmar				
1.	2/26.099	5/27.612	4/27.119		3/26.373	1/25.658				
2.	3/25.434	5/25.665	4/25.268		2/25.156	1/25.434				
3.	1/25.443	4/24.508	5/26.811		2/25.638	3/26.211				
4.	1/24.623	2/24.176	4/29.050		5/31.927	3/25.042				
5.		1/24.307	3/26.591		4/27.137	2/26.532				
6.		1/24.082	3/24.922		4/25.515	2/28.311				
7.		1/24.268	3/26.067		4/26.054	2/28.024				
8.		1/24.598	2/24.987		4/29.216	3/28.691				
9.		1/23.598	2/26.198		4/28.574	3/25.464				
10.		1/25.461	2/25.325		4/26.170	3/24.267				
11.		1/24.772	2/25.153		4/26.330	3/25.376				
12.		1/24.432	2/25.750		4/27.050	3/26.872				
13.		1/24.648								

Top Qualifiers	Qual#	Laps	Race Time (Difference)		Round	Race	Pos in Race	Fast Lap
Record, Corey	1	13	5:22.127		2	2	1	23.598
Lee, Pak	2	12	5:13.241		2	2	2	24.922
Kretzschmar, Loren	3	12	5:15.882	2.641	2	2	3	24.267
Morales, Fred	4	12	5:17.525	1.643	1	2	1	25.491
Prine, Greg	5	12	5:19.859	2.334	1	2	2	25.330
Prine, Jordan	6	11	5:24.273		1	2	6	26.816

# Pro 4 Mod

Round 2

Top Qualifier is Record, Corey 12/5: 19.289 (Rnd 1)

**3**

## Coral Springs RC Track

Ser#42318

Timing and Scoring by [www.RCScoringPro.com](http://www.RCScoringPro.com)

Sponsor	Driver Name	Car	Pos	Laps	Race Time	Behind	Fast Lap	Average Top 5	Top 10	Top 15	Q#
	Record, Corey	5	1	12	5:13.153		24.271	24.645	25.407		1
	Record, Jeff	6	2	12	5:24.779	11.626	25.406	25.729	26.574		3
	Mbrales, Cameron	7	3	10	5:05.150		28.745	29.364	30.515		4
	Louis, Richard	3	4	10	5:17.236	12.086	29.773	30.433	31.724		5
	Cemas, Tim	2	5	8	5:15.832		32.951	35.589			7
	Blume, Richard	4	6	8	5:16.397	0.565	32.250	37.197			6
	Mbrales, Fred	1	7	0							

Car#	1	2	3	4	5	6	7	8	9	10
	Morales	Cemas	Louis	Blume	Record	Record	Morales			
1.		5/32.951	3/30.094	6/41.214	1/24.486	2/27.347	4/31.837			
2.		5/37.735	4/33.030	6/39.862	1/24.605	2/25.748	3/31.249			
3.		5/43.037	3/29.773	6/37.120	1/26.187	2/27.935	4/30.780			
4.		5/38.004	4/35.185	6/42.295	1/30.577	2/26.847	3/33.682			
5.		6/43.054	4/31.898	5/32.250	1/26.544	2/25.406	3/30.780			
6.		6/51.795	4/30.919	5/46.902	1/24.631	2/25.543	3/29.861			
7.		6/35.074	4/33.862	5/39.234	1/25.532	2/25.761	3/29.542			
8.		5/34.182	4/30.950	6/37.520	1/25.730	2/26.186	3/29.687			
9.			4/30.430		1/28.511	2/29.182	3/28.745			
10.			4/31.095		1/26.848	2/29.859	3/28.987			
11.					1/24.271	2/27.686				
12.					1/25.231	2/27.279				

Top Qualifiers	Qual#	Laps	Race Time (Difference)	Round	Race	Pos in Race	Fast Lap
Record, Corey	1	12	5:13.153	2	3	1	24.271
Morales, Fred	2	12	5:23.249 10.09	1	3	2	24.950
Record, Jeff	3	12	5:24.779 1.530	2	3	2	25.406
Morales, Cameron	4	10	5:05.150	2	3	3	28.745
Louis, Richard	5	10	5:17.236 12.08	2	3	4	29.773
Blume, Richard	6	8	5:13.471	1	3	6	33.786
Cemas, Tim	7	8	5:15.832 2.361	2	3	5	32.951

# E-buggy

Top Qualifier is Kretzschmar, Loren 12/5: 07.472 (Rnd 1)

Round 2

4

## Coral Springs RC Track

Ser#42318

Timing and Scoring by [www.RCScoringPro.com](http://www.RCScoringPro.com)

Sponsor	Driver Name	Car	Pos	Laps	Race Time	Behind	Fast Lap	Average Top 5	Top 10	Top 15	Q#
	Mbrales, Fred	2	1	12	5:09.832		24.067	24.513	25.189		2
	Kretzschmar, Loren	1	2	12	5:20.032	10.200	24.317	25.055	26.088		1
	Villalobos, Mguel	8	3	11	4:41.383		23.262	23.591	24.619		3
	Lee, Pak	5	4	11	5:18.775	37.392	25.764	26.871	28.558		4
	Reyes, Yoandy	7	5	10	4:14.548		23.566	24.144	25.455		5
	Blume, Richard	4	6	10	5:22.962	68.414	28.532	29.116	32.296		6
	Louis, Richard	3	7	9	5:32.533		30.599	31.870			7
	Davis, Teddy	6	8	0							

Car# 1	2	3	4	5	6	7	8	9	10
Kretzschmar	Morales	Louis	Blume	Lee	Davis	Reyes	Villalobos		
1. 4/25.597	3/25.421	7/38.420	6/30.156	5/27.870		2/24.407	1/24.087		
2. 4/26.309	3/24.907	7/30.599	6/28.532	5/25.764		2/25.148	1/23.491		
3. 4/26.680	3/24.464	7/38.599	6/28.547	5/29.114		2/24.017	1/25.182		
4. 4/29.258	2/28.457	7/31.856	6/49.107	5/28.365		3/31.227	1/25.225		
5. 4/25.584	1/24.067	7/60.986	6/31.363	5/31.885		2/27.172	3/35.196		
6. 4/28.768	1/24.114	7/32.334	6/34.991	5/33.190		2/23.566	3/24.212		
7. 3/24.317	1/26.512	7/32.409	6/28.954	5/28.978		2/24.565	4/29.525		
8. 4/26.897	1/25.014	7/32.151	6/30.145	5/26.958		2/25.714	3/23.855		
9. 4/24.972	2/29.487	7/35.179	6/31.763	5/26.485		1/24.266	3/23.262		
10. 4/26.947	3/26.454		6/29.404	5/27.280		1/24.466	2/23.581		
11. 3/29.898	2/25.144			4/32.886			1/23.767		
12. 2/24.805	1/25.791								

Top Qualifiers	Qual#	Laps	Race Time (Difference)	Round	Race	Pos in Race	Fast Lap
Kretzschmar, Loren	1	12	5:07.472	1	4	1	24.671
Morales, Fred	2	12	5:09.832 2.360	2	4	1	24.067
Villalobos, Miguel	3	11	4:41.383	2	4	3	23.262
Lee, Pak	4	11	5:18.297 36.91	1	4	3	25.950
Reyes, Yoandy	5	10	4:14.548	2	4	5	23.566
Blume, Richard	6	10	5:15.764 61.21	1	4	4	27.492
Louis, Richard	7	9	5:05.065	1	4	6	31.139
Davis, Teddy	8	0		1	4	7	



# 2WD Stock (A Main)

Round 3

Top Qualifier is Record, Corey 12/5: 33.102 (Rnd 1)

1

## Coral Springs RC Track

Ser#42318

Timing and Scoring by [www.RCScoringPro.com](http://www.RCScoringPro.com)

Sponsor	Driver Name	Car	Pos	Laps	Race Time	Behind	Fast Lap	Average Top 5	Top 10	Top 15	Q#
	Chavez, Daniel	7	1	12	5:16.275		24.844	25.540	25.968		2
	Record, Corey	5	2	12	5:26.895	10.620	24.062	25.196	26.446		1
	Mbrales, Fred	1	3	11	5:10.378		27.312	27.494	28.020		4
	Mbrales, Cameron	6	4	11	5:22.902	12.524	27.684	28.321	28.859		6
	Davis, Teddy	2	5	5	4:10.105		34.935	50.021			7
	Prine, Jordan	4	6	0							3
	Prine, Greg	3	7	0							5

Car#	1	2	3	4	5	6	7	8	9	10
	Morales	Davis	Prine	Prine	Record	Morales	Chavez			
1.	3/27.409	5/38.907			1/24.062	4/30.415	2/24.844			
2.	3/28.184	5/35.368			2/28.581	4/28.022	1/26.056			
3.	3/27.537	5/43.978			1/25.886	4/28.842	2/29.171			
4.	3/27.627	5/34.935			2/30.499	4/28.351	1/25.573			
5.	3/27.312	5/96.917			2/25.606	4/29.318	1/26.220			
6.	3/30.175				2/25.431	4/28.762	1/25.551			
7.	3/29.017				2/25.610	4/28.787	1/26.305			
8.	3/27.586				2/25.603	4/27.684	1/26.367			
9.	3/28.047				2/27.920	4/29.528	1/25.913			
10.	3/29.628				2/25.280	4/34.314	1/25.817			
11.	3/27.856				2/31.936	4/28.879	1/27.032			
12.					2/30.481		1/27.426			



# Pro 4 Mod (A Main)

Round 3

Top Qualifier is Record, Corey 12/5: 13.153 (Rnd 2)

**3**

## Coral Springs RC Track

Ser#42318

Timing and Scoring by [www.RCScoringPro.com](http://www.RCScoringPro.com)

Sponsor	Driver Name	Car	Pos	Laps	Race Time	Behind	Fast Lap	Average Top 5	Top 10	Top 15	Q#
	Record, Jeff	6	1	12	5:23.437		25.165	26.102	26.574		3
	Record, Corey	5	2	12	5:26.938	3.501	24.234	24.837	26.087		1
	Mbrales, Fred	1	3	11	5:02.754		24.742	25.411	26.847		2
	Mbrales, Cameron	7	4	11	5:27.231	24.477	27.251	28.289	29.489		4
	Blume, Richard	4	5	9	5:07.313		29.657	30.479			6
	Cemas, Tim	2	6	8	5:15.492		35.006	36.904			7
	Louis, Richard	3	7	5	3:44.605		31.231	44.921			5

Car#	1	2	3	4	5	6	7	8	9	10
	Morales	Cemas	Louis	Blume	Record	Record	Morales			
1.	3/27.650	6/38.678	5/31.811	7/39.126	1/24.234	2/26.743	4/30.554			
2.	2/27.077	6/37.751	7/54.536	5/33.829	3/34.270	1/26.975	4/31.187			
3.	2/29.021	7/43.583	6/31.231	5/44.566	3/25.556	1/25.809	4/27.251			
4.	4/34.283	6/36.760	7/56.013	5/29.739	2/26.877	1/27.073	3/28.144			
5.	4/31.523	6/36.325	7/51.014	5/31.689	2/24.357	1/26.831	3/27.609			
6.	3/25.687	6/35.006		5/37.395	2/26.019	1/25.165	4/32.346			
7.	3/26.120	6/42.275		5/30.758	2/24.728	1/27.154	4/28.948			
8.	3/24.804	6/45.114		5/29.657	2/31.802	1/27.445	4/29.494			
9.	3/24.742			5/30.554	2/25.310	1/25.963	4/31.449			
10.	3/26.147				2/27.444	1/26.922	4/30.521			
11.	3/25.700				2/25.946	1/27.106	4/29.728			
12.					2/30.395	1/30.251				

# E-buggy (A Main)

Top Qualifier is Kretzschmar, Loren 12/5: 07.472 (Rnd 1)

Round 3

4

## Coral Springs RC Track

Ser#42318

Timing and Scoring by [www.RCScoringPro.com](http://www.RCScoringPro.com)

Sponsor	Driver Name	Car	Pos	Laps	Race Time	Behind	Fast Lap	Average Top 5	Top 10	Top 15	Q#
	Mbrales, Fred	2	1	24	10:24.281		23.753	24.001	24.296	24.604	2
	Kretzschmar, Loren	1	2	23	10:16.955		24.327	24.534	24.790	25.083	1
	Reyes, Yoandy	7	3	22	10:14.163		23.553	24.146	24.774	25.461	5
	Lee, Pak	5	4	21	10:09.771		25.246	26.131	26.719	27.227	4
	Villalobos, Mguel	8	5	19	7:49.678		22.265	22.571	22.867	23.287	3
	Louis, Richard	3	6	18	10:00.273		29.891	30.296	30.875	31.888	7
	Davis, Teddy	6	7	14	7:11.994		27.135	27.826	29.066		8
	Blume, Richard	4	8	0							6

Car# 1	2	3	4	5	6	7	8	9	10
Kretzschmar	Morales	Louis	Blume	Lee	Davis	Reyes	Villalobos		
1.	2/25.997	1/24.297	7/33.248		6/32.667	4/30.059	5/32.000	3/27.722	
2.	2/30.546	1/24.268	6/30.930		5/27.022	3/27.135	7/34.465	4/29.813	
3.	7/40.181	1/23.753	5/30.517		6/36.001	4/34.808	3/24.417	2/23.635	
4.	6/29.033	1/23.756	5/30.171		7/30.846	3/28.104	4/30.800	2/22.446	
5.	4/26.418	1/29.858	7/45.584		5/27.341	3/29.928	6/34.169	2/23.292	
6.	3/24.638	1/28.998	7/31.873		5/26.394	4/29.754	6/25.452	2/29.463	
7.	3/25.494	2/31.672	7/32.902		5/34.095	6/34.770	4/26.266	1/22.843	
8.	3/24.430	1/24.656	7/30.153		5/25.246	6/28.586	4/24.104	2/33.368	
9.	3/25.044	2/24.570	7/31.599		5/27.874	6/27.974	4/25.849	1/23.196	
10.	3/24.562	2/25.086	7/33.398		5/26.400	6/27.333	4/25.518	1/22.813	
11.	3/26.081	2/29.797	7/34.576		5/27.733	6/31.927	4/26.384	1/23.103	
12.	3/27.902	2/23.999	7/35.442		5/27.958	6/30.717	4/32.188	1/22.265	
13.	3/25.352	2/25.350	7/30.750		5/28.609	6/39.828	4/25.380	1/25.778	
14.	3/27.851	2/26.451	7/38.150		5/28.579	6/31.071	4/23.553	1/23.729	
15.	3/24.711	2/26.746	6/38.225		5/34.918		4/26.590	1/22.820	
16.	3/28.671	2/24.897	6/31.679		5/27.859		4/24.046	1/23.736	
17.	3/25.239	2/24.536	6/29.891		5/32.839		4/24.609	1/23.381	
18.	3/30.101	2/28.481	6/31.185		5/26.164		4/37.667	1/22.511	
19.	3/25.431	2/27.511			5/26.451		4/30.959	1/23.764	
20.	2/24.861	1/24.229			4/26.582		3/27.673		
21.	2/25.266	1/25.375			4/28.193		3/24.812		
22.	2/24.327	1/25.373					3/27.262		
23.	2/24.819	1/25.708							
24.		1/24.914							